

CLICK! BUSINESS TRANSACTION AGREEMENT

by and between

**CITY OF TACOMA, DEPARTMENT OF PUBLIC UTILITIES, LIGHT DIVISION,
D/B/A TACOMA POWER**

and

MASHELL, INC., D/B/A RAINIER CONNECT

and

RAINIER CONNECT NORTH, LLC

Dated as of _____, 2019

TABLE OF CONTENTS

	<u>Page</u>
ARTICLE I DEFINITIONS AND TERMS	2
Section 1.1 Certain Definitions.....	2
Section 1.2 Other Interpretive Provisions	5
ARTICLE II TRANSFER OF OPERATIONAL CONTROL OF TACOMA POWER COMMERCIAL SYSTEM AND PURCHASE AND SALE OF RELATED SURPLUS ASSETS	6
Section 2.1 Transfer of Operational Control.....	6
Section 2.2 Purchase and Sale of Related Surplus Assets	7
Section 2.3 Excluded Assets	8
Section 2.4 Assumption of Liabilities.....	8
Section 2.5 Excluded Liabilities	8
Section 2.6 Purchase Price.....	8
Section 2.7 Allocation of Revenues and Prepaid Expenses.....	8
Section 2.8 Deliveries by Rainier.	9
Section 2.9 Deliveries by Tacoma Power	9
ARTICLE III REPRESENTATIONS AND WARRANTIES OF TACOMA POWER	10
Section 3.1 Organization and Qualification.....	10
Section 3.2 Municipal Authorization.....	10
Section 3.3 Non-Contravention	10
Section 3.4 Binding Effect.....	11
Section 3.5 Assets	11
Section 3.6 Finders’ Fees.....	11
Section 3.7 No Default.....	11
Section 3.8 Condition of Related Surplus Assets.	11
Section 3.9 No Other Representations or Warranties.	11
ARTICLE IV REPRESENTATIONS AND WARRANTIES OF RAINIER	12
Section 4.1 Organization and Qualification.....	12
Section 4.2 Corporate Authorization	12
Section 4.3 Consents and Approvals	12
Section 4.4 Non-Contravention	12
Section 4.5 Binding Effect.....	13
Section 4.6 Finders’ Fees.....	13
Section 4.7 No Default.....	13
Section 4.8 Acceptance of Surplus Related Assets.....	13
Section 4.9 No Other Representations or Warranties	13
ARTICLE V COVENANTS.....	13
Section 5.1 Access and Information	13
Section 5.2 Conduct of Business	13
Section 5.3 Commercially Reasonable Efforts	13

Section 5.4	Compensation and Benefits; Employees.	14
Section 5.5	Tax Matters.	15
Section 5.6	IRU Agreement.....	15
Section 5.7	Post-Transfer of Operational Control Consents.....	15
Section 5.8	Environmental Matters.....	15
Section 5.9	Name of Business	15
ARTICLE VI CONDITIONS TO TRANSFER OF OPERATIONAL CONTROL		16
Section 6.1	Conditions to the Obligations of Rainier and Tacoma Power	16
Section 6.2	Conditions to the Obligation of Rainier.....	16
Section 6.3	Conditions to the Obligation of Tacoma Power	17
ARTICLE VII TERMINATION and default		18
Section 7.1	Termination by Mutual Consent	18
Section 7.2	Termination by Either Rainier or Tacoma Power.....	18
Section 7.3	Material Breaches.	18
Section 7.4	Effect of Termination.....	19
ARTICLE VIII MISCELLANEOUS		19
Section 8.1	Notices	19
Section 8.2	Amendment; Waiver	20
Section 8.3	No Assignment or Benefit to Third Parties.....	20
Section 8.4	Entire Agreement	20
Section 8.5	Publicity	20
Section 8.6	Expenses	21
Section 8.7	Governing Law	21
Section 8.8	Counterparts	21
Section 8.9	Headings	21
Section 8.10	Severability	21
Section 8.11	Confidentiality.	21
Section 8.12	Time of Essence.....	22
Section 8.13	No Gratuities.....	22
Section 8.14	Further Assurances.....	23
Section 8.15	Non-Discrimination.	23
Section 8.16	Relationship of the Parties.	23
Section 8.17	Conflict of Interest.	23
Section 8.18	Representation.....	23

SCHEDULES AND EXHIBITS

CLICK! BUSINESS TRANSACTION AGREEMENT

THIS CLICK! BUSINESS TRANSACTION AGREEMENT, dated as of _____, 2019, is by and between the **City of Tacoma, Department of Public Utilities, Light Division**, a municipal corporation of the State of Washington (d/b/a and hereinafter referred to as “**Tacoma Power**”), and **Mashell, Inc., d/b/a Rainier Connect**, a Washington corporation, and its designated operating subsidiary, **Rainier Connect North, LLC**, a Washington limited liability company (hereinafter collectively referred to as “**Rainier**”). Tacoma Power and Rainier shall each individually be referred to as a “**Party**” and together constitute the “**Parties**”.

WITNESSETH:

WHEREAS, Tacoma Power owns a hybrid fiber-coaxial network consisting of fiber optic cable and coaxial cable and related network facilities (the “**Tacoma Power Network**”);

WHEREAS, Click! Network, a business unit of Tacoma Power, currently uses a portion of the Tacoma Power Network (the “**Tacoma Power Commercial System**”) to provide cable television services to residents and businesses; to serve as a wholesale provider to internet service providers that provide broadband data services for residential and business customers; and provide Metro Ethernet circuits to businesses within its service area in competition with other providers (the “**Click! Business**”);

WHEREAS, desiring to reduce operational costs while maximizing the community benefits of continuing operation of and investment in the Tacoma Power Commercial System, the City of Tacoma and Tacoma Public Utilities adopted twelve (12) policy goals and issued a Request for Information and Qualifications (“**RFI/Q**”) seeking interest from public or private entities to take over operational control of the Tacoma Power Commercial System and the delivery of services to the community under terms and conditions consistent with the 12 policy goals;

WHEREAS, Mashell, Inc. was selected as a result of the competitive RFI/Q process;

WHEREAS, Tacoma Power and Mashell, Inc. have negotiated the terms of this Agreement and the Exhibits in order to effectuate the transfer of operational control of the Tacoma Power Commercial System through, among other things, an Indefeasible Right of Use Agreement, and the sale of Related Surplus Assets connected with the Click! Business, as more particularly set forth herein (the “**Transaction**”);

WHEREAS, Mashell, Inc. has formed an operating subsidiary, Rainier Connect North, LLC, which it has designated to enter into the Transaction with Tacoma Power;

WHEREAS, Tacoma Power is willing to enter into the Transaction with Rainier Connect North, LLC provided that Mashell, Inc. guarantees the performance of Rainier Connect North, LLC;

WHEREAS, Mashell, Inc. is willing to guarantee the performance of Rainier Connect North, LLC; and

WHEREAS, the Parties have mutually agreed to cooperate to ensure a smooth and seamless transition of the Click! Business as set forth in the Transition Plan attached hereto as Exhibit A.

NOW, THEREFORE, in consideration of the promises and the mutual representations, warranties, covenants and undertakings contained herein, and for other good and valuable consideration, the receipt and sufficiency of which are hereby acknowledged, the Parties hereto, intending to be legally bound, agree as follows:

ARTICLE I DEFINITIONS AND TERMS

Section 1.1 Certain Definitions. As used in this Agreement, the following terms have the meanings set forth below:

“Click! Business” has the meaning set forth in the Recitals.

“Affiliate” means, with respect to any Person, any other Person directly or indirectly controlling, controlled by, or under common control with, such Person as of the date on which, or at any time during the period for which, the determination of affiliation is being made. For purposes of this definition, the term “control” means the possession, directly or indirectly, of the power to direct or cause the direction of the management policies of such Person, whether through equity interest, board membership, LLC interest, contract, charter, statute, regulation, or otherwise.

“Agreement” means this Click! Business Transaction Agreement.

“Ancillary Agreements” means the Indefeasible Right of Use Agreement and other instruments and other agreements and Transfer of Operational Control documents required to be delivered pursuant to this Agreement, including any Bill of Sale and Assignment and Assumption Agreement.

“Assumed Liabilities” has the meaning set forth in Section 2.4.

“Bill of Sale” means an agreement in form and substance reasonably acceptable to Tacoma Power and Rainier, transferring the tangible personal property included in the Related Surplus Assets.

“Business Day” means any day other than Saturday or a legal holiday as defined by RCW 1.16.050.

“Click! Marks” has the meaning set forth in Section 5.9.

“Excluded Liabilities” has the meaning set forth in Section 2.4.

“Employees” means all employees employed by Tacoma Power in connection with the Click! Business and any replacement of such employees between the date hereof and Transfer of Operational Control Date.

“Encumbrance” means any lien, pledge, charge, security interest, option, right of first refusal, mortgage, easement, right-of-way, lease, sublease, license, sublicense, adverse claim, title defect, encroachment, other survey defect, or other encumbrance of any kind, including, with respect to real property, any covenant or restriction relating thereto. For purposes of this Agreement, a Person shall be deemed to own subject to an Encumbrance any asset that it has acquired or holds subject to the interest of a vendor or lessor under any conditional sale agreement, capital lease or other title retention agreement relating to such asset.

“Environmental Law” means any Law (including common law), Governmental Authorization or agreement with any Government Entity or third party relating to (i) the protection of the environment or human health and safety (including air, surface water, ground water, drinking water supply, and surface or subsurface land or structures), (ii) the exposure to, or the use, storage, recycling, treatment, generation, transportation, processing, handling, labeling, management, release or disposal of, any Hazardous Substance or (iii) noise, odor or electromagnetic emissions.

“Equipment” has the meaning set forth in Section 2.2(a)(i).

“Excluded Assets” has the meaning set forth in Section 2.3.

“Excluded Taxes” means any Taxes imposed with respect to the Tacoma Power Commercial System, Click! Business, or any Related Surplus Assets related thereto or any income or gain derived with respect thereto, in each case. For the avoidance of doubt, Excluded Taxes shall include any income Tax liability payable by Tacoma Power or its subsidiaries in respect of the Transaction.

“FCC” means the Federal Communications Commission.

“Franchise” means, with respect to the Click! Business, each franchise granted by a Government Entity authorizing the construction, upgrade, maintenance or operation of any part of the Tacoma Power Commercial System that is part of the Click! Business.

“Funding Commitment Letters” has the meaning set forth in Section 6.3(l).

“Governmental Authorizations” means, with respect to the Click! Business, all licenses (including cable television relay service, business radio and other licenses issued by the FCC or any other Government Entity), permits (including construction permits), certificates, consents, Franchises (including similar authorizations or permits), other actions by, and notices, filings, registrations, qualifications, declarations and designations with, and other authorizations and approvals primarily related to the Click! Business and issued by or obtained from a Government Entity.

“Government Entity” means any federal, state or local court, administrative body or other governmental or quasi-governmental entity with competent jurisdiction.

“Inventory” has the meaning set forth in Section 2.2(a)(ii).

“Law” means any law, statute, ordinance, rule, regulation, code, order, judgment, injunction or decree enacted, issued, promulgated, enforced or entered by a Government Entity.

“Liabilities” means any and all indebtedness, losses, claims, charges, demands, actions, damages, obligations, payments, costs and expenses, sums of money, bonds, indemnities and similar obligations, covenants, contracts, controversies, omissions, make whole agreements and similar obligations, and other liabilities, including all contractual obligations, whether due or to become due, fixed, contingent or absolute, inchoate or otherwise, matured or unmatured, liquidated or unliquidated, accrued or not accrued, asserted or not asserted, known or unknown, determined, determinable or otherwise, whenever or however arising, including, those arising under any Law, principles of common law (including out of any contract or tort based on negligence or strict liability) action, threatened or contemplated action (including the costs and expenses of demands, assessments, judgments, settlements and compromises relating thereto and attorneys’ fees and any and all costs and expenses (including allocated costs of in-house counsel and other personnel), whatsoever reasonably incurred in investigating, preparing or defending against any such actions or threatened or contemplated actions), order or consent decree of any Government Entity or any award of any arbitrator or mediator of any kind, and those arising under any contract, commitment or undertaking, whether or not the same would be required to be recorded or reflected in financial statements or disclosed in the notes thereto.

“Material Adverse Effect” means (i) a material adverse effect on the Related Surplus Assets, or (ii) a material impairment or delay of Tacoma Power’s ability to effect the Transfer of Operational Control or to perform its obligations under this Agreement or any Ancillary Agreement to which it is a party; provided, however, that Material Adverse Effect shall not include the effect of any event change, circumstance or development arising out of or attributable to: (A) any change in Law or accounting standards or interpretations thereof that is of general application; (B) any change in general economic or business conditions or industry-wide or financial market conditions generally; (C) any adverse effect as a result of the execution or announcement of this Agreement, the Ancillary Agreements, the Transaction or the transactions contemplated by the Ancillary Agreements; or (D) any loss of subscribers.

“Ordinary Course” or “Ordinary Course of Business” means with respect to the Click! Business, the conduct of such Click! Business as a going concern in accordance with Tacoma Power’s normal day-to-day customs, practices and procedures.

“Person” means an individual, a corporation, a partnership, an association, a limited liability company or other entity or organization.

“Purchase Price” has the meaning set forth in Section 2.6(a).

“Records” has the meaning set forth in Section 2.2(a)(vii).

“Related Surplus Assets” has the meaning set forth in Section 2.2(a).

“Subscriber” means, with respect to the Click! Business, a customer who has been installed and who subscribes to at least the lowest level of cable service offered by such Click! Business.

“Tacoma Power” has the meaning set forth in the Preamble.

“Tacoma Power Commercial System” has the meaning set forth in the Recitals.

“Taxes” means all taxes, fees, levies, imposts, duties, charges or withholdings of any nature (including, without limitation, gross receipts taxes, leasehold excise taxes and franchises, license and/or permit fees) together with any penalties, fines, assessments or interest thereon, imposed by any federal, state or local government, regulatory body or other public taxing authority of competent jurisdiction.

“Tax Law” means the Internal Revenue Code, final, temporary or proposed Treasury regulations, published pronouncements of the U.S. Treasury Department or U.S. Internal Revenue Service, court decisions or other relevant binding legal authority (and similar provisions, pronouncements, decisions and other authorities of state, local and foreign Law).

“Tax Return” shall mean any report, return or other information (including any attached schedules or any amendments to such report, return or other information) required to be supplied to or filed with a Government Entity with respect to any Tax, including an information return, claim for refund, amended return, declaration or estimated Tax returns in connection with the determination, assessment, collection or administration of any income Tax.

“Transaction” has the meaning set forth in the Recitals.

“Transfer of Operational Control” means pursuant to Section 2.1 of this Agreement, the assumption by Rainier of all operational control over the Tacoma Power Commercial System pursuant to the IRU Agreement.

“Transfer of Operational Control Date” means the Effective Date of the IRU Agreement.

“Transferred Authorizations” has the meaning set forth in Section 2.2(a)(v).

“Transferred Contracts” has the meaning set forth in Section 2.2(a)(iv).

“Updated Asset Schedules” has the meaning set forth in Section 2.2(b).

“Updated IRU Exhibits” has the meaning set forth in Section 5.6(b).

“Vehicles” has the meaning set forth in Section 2.2(a)(iii).

Section 1.2 Other Interpretive Provisions. Unless the express context otherwise requires:

(a) the words “hereof,” “herein,” and “hereunder” and words of similar import, when used in this Agreement, shall refer to this Agreement as a whole and not to any particular provision of this Agreement;

(b) the terms defined in the singular have a comparable meaning when used in the plural, and vice versa;

(c) the terms “Dollars” and “\$” mean United States Dollars;

(d) unless the context otherwise requires, references herein to a specific Section, Subsection, Recital, Schedule or Exhibit shall refer, respectively, to Sections, Subsections, Recitals, Schedules or Exhibits of this Agreement;

(e) wherever the word “include,” “includes,” or “including” is used in this Agreement, it shall be deemed to be followed by the words “without limitation”;

(f) references herein to any gender include each other gender;

(g) references herein to any Person include such Person’s heirs, executors, personal representatives, administrators, successors and assigns; provided, however, that nothing contained in this clause (g) is intended to authorize any assignment or transfer not otherwise permitted by this Agreement;

(h) references herein to a Person in a particular capacity or capacities exclude such Person in any other capacity;

(i) references herein to any contract or agreement (including this Agreement) mean such contract or agreement as amended, supplemented or modified from time to time in accordance with the terms thereof;

(j) with respect to the determination of any period of time, the word “from” means “from and including” and the words “to” and “until” each means “to but excluding”;

(k) references herein to any Law or any license mean such Law or license as amended, modified, codified, reenacted, supplemented or superseded in whole or in part, and in effect from time to time; and

(l) references herein to any Law shall be deemed also to refer to all rules and regulations promulgated thereunder, unless the context requires otherwise.

ARTICLE II

TRANSFER OF OPERATIONAL CONTROL OF TACOMA POWER COMMERCIAL SYSTEM AND PURCHASE AND SALE OF RELATED SURPLUS ASSETS

Section 2.1 Transfer of Operational Control. The Transfer of Operational Control shall take place on the last Business Day of the calendar month in which the conditions set forth in Article VI (other than those conditions that by their nature are to be satisfied at the Transfer of Operational Control but subject to the fulfillment or waiver of those conditions) have been satisfied or waived, unless such conditions have not been so satisfied or waived by the fifth Business Day preceding the last Business Day of such calendar month, in which case the

Transfer of Operational Control shall take place on the last Business Day of the next calendar month or at such other time, date or place as the Parties hereto may mutually agree in writing.

Section 2.2 Purchase and Sale of Related Surplus Assets.

(a) On the terms and subject to the conditions set forth herein, at the Transfer of Operational Control Date, Tacoma Power shall sell, convey, transfer, assign and deliver to Rainier, and Rainier shall purchase from Tacoma Power, the Related Surplus Assets, free and clear of all Encumbrances. The “**Related Surplus Assets**” are comprised of:

(i) All spare customer equipment, and other tangible personal property and assets of Tacoma Power relating to the Click! Business, as set forth on Schedule 2.2(a)(i) (collectively, the “**Equipment**”);

(ii) All fiber optic cabling, coaxial cabling, supplies, tools and inventories of Tacoma Power relating to the Click! Business (the “**Inventory**”), as set forth on Schedule 2.2(a)(ii);

(iii) All vehicles of Tacoma Power relating to the Click! Business (the “**Vehicles**”), as set forth on Schedule 2.2(a)(iii);

(iv) All rights of Tacoma Power under those Contracts listed on Schedule 2.2(a)(iv) (collectively, the “**Transferred Contracts**”);

(v) All Governmental Authorizations listed on Schedule 2.2(a)(v) (the “**Transferred Authorizations**”);

(vi) Click! Business customer deposits and pro-rated customer advanced payments for services;

(vii) Copies of all customer account information and other Click! Business information (the “**Records**”) reasonably requested by Rainier; and

(viii) All defenses, claims, deposits, prepayments, refunds, causes of action, credits, warranties (including manufacturer’s warranties), rights of recovery, rights of set off and rights of recoupment relating to any right, property or asset included in the Related Surplus Assets, or against any party under the Transferred Contracts.

(b) Updated Asset Schedules. On the tenth (10th) Business Day prior to the Transfer of Operational Control, Tacoma Power shall deliver to Rainier revised Schedules 2.2(a)(i), 2.2(a)(iv) and 2.2(a)(v), which shall set forth lists of assets of the type required to be disclosed thereon and relating to the Click! Business that Tacoma Power owns or has the right to own as of such date, including any assets acquired by Tacoma Power after the date hereof (the “**Updated Asset Schedules**”) and a statement indicating the value of the Advanced Customer Payments as defined in Section 2.6(a). No later than five (5) Business Days prior to the Transfer of Operational Control Date, Rainier shall notify Tacoma Power whether it accepts or requires revisions to the Updated Asset Schedules or the statement of Advanced Customer Payments. If Rainier accepts the Updated Asset Schedules and Advanced Customer Payments as delivered by

Tacoma Power, then the Updated Asset Schedules shall amend, in their entirety, the corresponding schedules attached to this Agreement as of the date hereof, and the Compensation shall be calculated using the stated value of the Advanced Customer Payments.

Section 2.3 Excluded Assets. Notwithstanding anything herein to the contrary, from and after the Transfer of Operational Control, Tacoma Power shall retain, and there shall be excluded from the sale, conveyance, assignment or transfer to Rainier hereunder, all assets of Tacoma Power that are not Related Surplus Assets (the “**Excluded Assets**”).

Section 2.4 Assumption of Liabilities. At the Transfer of Operational Control, Rainier shall assume and discharge or perform when due all of the Liabilities that accrue after the Transfer of Operational Control with respect to operation of the Click! Business pursuant to the IRU Agreement and ownership of the Related Surplus Assets (the “**Assumed Liabilities**”). With respect to operation of the Tacoma Power Commercial System and ownership of the Related Surplus Assets, any Liabilities that accrue before the Transfer of Operational Control shall not be assumed by Rainier (“**Excluded Liabilities**”). The determination of the Excluded Liabilities and the Assumed Liabilities shall be prorated between Tacoma Power and Rainier as of 11:59 p.m. of the Transfer of Operational Control Date, the proration to be made and paid, insofar as feasible, on the Transfer of Operational Control Date, with a final settlement no later than sixty (60) days after the Transfer of Operational Control Date.

Section 2.5 Excluded Liabilities. Tacoma Power shall retain and be responsible for all Excluded Liabilities. Notwithstanding anything to the contrary in this Agreement, Rainier shall not assume, and Rainier shall have no Liability for, any Liability of Tacoma Power that is not expressly assumed by Rainier pursuant to Section 2.4.

Section 2.6 Purchase Price. The aggregate purchase price to be paid to Tacoma Power by Rainier hereunder shall be the agreed price for the Related Surplus Assets as set forth in Schedule 2.2 (“**Purchase Price**”), less the amount of the pro-rated advanced customer payments for services to be rendered after the Transfer of Operational Control received by Tacoma Power as of the 10th (tenth) Business Day (“**Advanced Customer Payments**”) prior to the Transfer of Operational Control (the “**Consideration**”). On the terms and subject to the conditions set forth herein, in consideration of the sale and delivery of the Related Surplus Assets, at the Transfer of Operational Control, Rainier shall:

- (i) assume the Assumed Liabilities; and
- (ii) pay the Consideration by wire transfer of immediately available funds; and
- (iii) execute the Ancillary Agreements.

Section 2.7 Allocation of Revenues and Prepaid Expenses. Operation of the Click! Business and the Tacoma Power Commercial System, and the revenues, expenses and liabilities attributable thereto through 11:59 p.m. on the Transfer of Operational Control Date shall be for the account of Tacoma Power. Revenues and any prepaid or deferred items, shall be prorated between Tacoma Power and Rainier as of 11:59 p.m. of the Transfer of Operational

Control Date, the proration to be made and paid within ninety (90) days after the Transfer of Operational Control Date.

Section 2.8 Deliveries by Rainier. At the Transfer of Operational Control, Rainier shall deliver to Tacoma Power:

- (a) the Consideration and the first monthly installment of the IRU Fee required by Section 5 of the IRU Agreement, by wire transfer of immediately available funds to an account which has been designated by Tacoma Power at least two Business Days prior to the Transfer of Operational Control Date;
- (b) a duly executed counterpart of one or more Assignment and Assumption Agreements;
- (c) the certificate to be delivered pursuant to Section 6.3(m);
- (d) duly executed counterparts of such other customary instruments of transfer, assumptions, filings or documents, in form and substance reasonably satisfactory to Rainier and Tacoma Power, as may be reasonably required to give effect to this Agreement;
- (e) Copies of the performance assurances and funding commitments required by Section 12 of the IRU Agreement and Section 6.3(l) of this Agreement;
- (f) the certification required by Sections 6.3(e) of this Agreement;
- (g) the certification required by Section 6.3(f) of this Agreement;
- (h) a list of the names of all Persons with an ownership interest of Five Percent (5%) or greater in Rainier Connect North, LLC;
- (i) a duly executed counterpart of each Ancillary Agreement; and
- (j) copies of the approvals for the transfers of each of the Franchises from the jurisdictions in which Tacoma Power has Franchises for the Click! Business, or copies of the Franchises Rainier Connect North, LLC has entered into to serve such jurisdictions, as required by Section 6.3(k).

Section 2.9 Deliveries by Tacoma Power. At the Transfer of Operational Control, Tacoma Power shall deliver to Rainier:

- (a) a duly executed counterpart of one or more Bills of Sale;
- (b) a duly executed counterpart of one or more Assignment and Assumption Agreements;
- (c) the Records that are Related Surplus Assets;
- (d) the certificate to be delivered pursuant to Section 6.2(d);

(e) duly executed counterparts of such other customary instruments of transfer, assumptions, filings or documents, in form and substance reasonably satisfactory to Rainier and Tacoma Power, as may be reasonably required to give effect to this Agreement; and

(f) a duly executed counterpart of each Ancillary Agreement.

ARTICLE III REPRESENTATIONS AND WARRANTIES OF TACOMA POWER

Tacoma Power represents and warrants to Rainier that as of the date hereof and as of the Transfer of Operational Control:

Section 3.1 Organization and Qualification. Tacoma Power is a Division of Tacoma Public Utilities, a Department of the City of Tacoma, a municipal corporation duly organized, validly existing and in good standing under the laws of the State of Washington and the City of Tacoma.

Section 3.2 Municipal Authorization

(a) Tacoma Power has full municipal power and authority to execute and deliver this Agreement and to perform its obligations hereunder. The execution, delivery and performance by Tacoma Power of this Agreement and the Ancillary Agreements have been duly and validly authorized by the Tacoma Public Utility Board and the Tacoma City Council, and no additional authorization or consent is required in connection with the execution, delivery and performance by Tacoma Power of this Agreement. Notwithstanding the foregoing, the Parties are aware of the pending litigation set forth in Section 6.1(d). In the event that, prior to Transfer of Operational Control, a court of competent jurisdiction in any of the matters set forth in Section 6.1(d), issues an order nullifying or invalidating the IRU Agreement or restraining or enjoining either Party from executing the IRU Agreement or exercising any rights accruing to either party under the IRU Agreement, either Party shall have the right to terminate this Agreement, which shall be Party's sole remedy. Alternatively, the Parties may suspend the obligations under this Agreement for such period of time and upon such conditions as the Parties may mutually agree.

(b) Tacoma Power has or prior to the Transfer of Operational Control will have full municipal power and authority to execute and deliver each Ancillary Agreement or Transfer of Operational Control document to which it is (or will be) a party and to perform its obligations thereunder. The execution, delivery and performance by Tacoma Power of each Ancillary Agreement to which it is (or will be) a party has been or prior to the Transfer of Operational Control will have been duly and validly authorized by the Tacoma Public Utility Board and the Tacoma City Council, and no additional authorization or consent will be required in connection with the execution, delivery and performance by Tacoma Power of the Ancillary Agreements or Transfer of Operational Control documents to which Tacoma Power will be a party or signatory.

Section 3.3 Non-Contravention. The execution, delivery and performance by Tacoma Power of this Agreement and the Ancillary Agreements, and the consummation of the

transactions contemplated hereby and thereby, do not and will not violate any provision of Tacoma Power's charter.

Section 3.4 Binding Effect. This Agreement and each of the Ancillary Agreements will constitute, when executed and delivered by Tacoma Power and by Rainier and the other parties thereto, a valid and legally binding obligation of Tacoma Power, enforceable against Tacoma Power in accordance with their respective terms. Each of the unexecuted Ancillary Agreements to be entered into on or prior to the Transfer of Operational Control Date, when executed and delivered by Tacoma Power and by Rainier and the other parties thereto, will constitute a valid and legally binding obligation of Tacoma Power, enforceable against Tacoma Power in accordance with its terms.

Section 3.5 Assets. At the Transfer of Operational Control (after giving effect to the Transaction), Rainier will have good and marketable title to the Related Surplus Assets free and clear of any Encumbrances, other than those created by Rainier or its Affiliates.

Section 3.6 Finders' Fees. There is no investment banker, broker, finder or other intermediary that has been retained by or is authorized to act on behalf of Tacoma Power who might be entitled to any fee or commission in connection with the Transaction.

Section 3.7 No Default. Other than the litigation referenced in Section 6.1(d), there is no action, suit, proceeding, or investigation at law or in equity before or by any court, public board or body pending against or affecting the Party, challenging or affecting the performance of the Party's obligations hereunder.

Section 3.8 Condition of Related Surplus Assets. NOTWITHSTANDING ANY EXAMINATION OR INSPECTION MADE BY RAINIER AND WHETHER OR NOT ANY PATENT OR LATENT DEFECT OR CONDITION WAS REVEALED OR DISCOVERED THEREBY, THE RELATED SURPLUS ASSETS ARE CONVEYED TO RAINIER UNDER THIS AGREEMENT IN THEIR "AS IS" CONDITION WITH ALL FAULTS AS OF THE EFFECTIVE DATE. EXCEPT AS SET FORTH IN THIS AGREEMENT, TACOMA POWER MAKES NO WARRANTY TO RAINIER OR ANY OTHER ENTITY, WHETHER EXPRESS, IMPLIED OR STATUTORY, AS TO THE INSTALLATION, DESCRIPTION, QUALITY, MERCHANTABILITY, USEFUL LIFE, FUTURE ECONOMIC VIABILITY OR FITNESS FOR ANY PARTICULAR PURPOSE OF RELATED SURPLUS ASSETS, OR AS TO ANY OTHER MATTER, ALL OF WHICH WARRANTIES ARE HEREBY EXPRESSLY EXCLUDED AND DISCLAIMED.

Section 3.9 No Other Representations or Warranties. Except for the representations and warranties contained in this Article III, neither Tacoma Power nor any other Person makes any other express or implied representation or warranty on behalf of Tacoma Power.

ARTICLE IV
REPRESENTATIONS AND WARRANTIES OF RAINIER

Rainier represents and warrants to Tacoma Power that as of the date hereof and as of the Transfer of Operational Control:

Section 4.1 Organization and Qualification.

(a) Rainier is a limited liability company duly organized, validly existing and in good standing under the laws of the State of Washington. Rainier has all requisite power and authority to own and operate its assets and to carry on its business as currently conducted.

Section 4.2 Corporate Authorization.

(a) Rainier has full corporate power and authority to execute and deliver this Agreement and to perform its obligations hereunder. The execution, delivery and performance by Rainier of this Agreement have been duly and validly authorized and no additional authorization or consent is required in connection with the execution, delivery and performance by Rainier of this Agreement.

(b) Rainier has or prior to the Transfer of Operational Control will have full power and authority to execute and deliver each of the Ancillary Agreements to which it will be a party and to perform its obligations thereunder. The execution, delivery and performance by Rainier of each of the Ancillary Agreements to which it will be a party has been or prior to the Transfer of Operational Control will have been duly and validly authorized and no additional authorization or consent will be required in connection with the execution, delivery and performance by Rainier of any of the Ancillary Agreements to which it will be a party.

Section 4.3 Consents and Approvals. No consent, approval, waiver, authorization, notice or filing is required to be obtained by Rainier, or to be given by Rainier, or made by Rainier with, any Person in connection with the execution, delivery and performance by Rainier of this Agreement and the Ancillary Agreements to which it is a party, other than the consents, approvals, waivers, authorizations, notices or filings the failure of which to obtain, give or make would not, individually or in the aggregate, reasonably be expected to have a material impairment or delay of Rainier's ability to effect the Transfer of Operational Control or to perform its obligations under this Agreement or any Ancillary Agreement to which it is a party.

Section 4.4 Non-Contravention. Rainier is not a party to any contract, agreement or other instrument or condition which materially restricts, limits or in any manner materially adversely affects the transactions contemplated hereby. The execution, delivery and performance of this Agreement and the Ancillary Agreements contemplated hereby by Rainier do not violate any provision of law applicable to Rainier or conflict with, result in the termination or breach of any term, condition or provision of, or constitute a material default under, the governing corporate formation documents of Rainier, or of any contract, lease agreement or other instrument.

Section 4.5 Binding Effect. This Agreement and each of the Ancillary Agreements will constitute, when executed and delivered by Rainier and by Tacoma Power and the other parties thereto, a valid and legally binding obligation of Rainier, enforceable against Rainier in accordance with their respective terms.

Section 4.6 Finders' Fees. There is no investment banker, broker, finder or other intermediary that has been retained by or is authorized to act on behalf of Rainier or any Affiliate of Rainier who might be entitled to any fee or commission in connection with the Transaction.

Section 4.7 No Default. Other than the litigation referenced in Section 6.1(d), there is no action, suit, proceeding, or investigation at law or in equity before or by any court, public board or body pending against or affecting the Party, challenging or affecting the performance of the Party's obligations hereunder.

Section 4.8 Acceptance of Surplus Related Assets. RAINIER ACCEPTS THE SURPLUS RELATED ASSETS "AS IS" AND WITH ALL FAULTS. RAINIER HEREBY WAIVES AND RELEASES ANY CLAIM OR ACTION AGAINST TACOMA POWER IN RESPECT OF OR RELATED TO THE CONDITION OF THE RELATED SURPLUS ASSETS, INCLUDING ANY DEFECTS OR ADVERSE CONDITIONS NOT DISCOVERED OR OTHERWISE KNOWN BY RAINIER AS OF THE EFFECTIVE DATE

Section 4.9 No Other Representations or Warranties. Except for the representations and warranties contained in this Article IV, neither Rainier nor any other Person makes any other express or implied representation or warranty on behalf of Rainier.

ARTICLE V COVENANTS

Section 5.1 Access and Information. From the date hereof until the Transfer of Operational Control subject to applicable Laws, Tacoma Power shall (i) afford Rainier and its authorized representatives reasonable access, during regular business hours, upon reasonable advance notice, to the Employees, the Tacoma Power Commercial System, and the Related Surplus Assets, and (ii) furnish, or cause to be furnished, to Rainier any financial and operating data and other information with respect to the Click! Business or in furtherance of this Transaction as Rainier from time to time reasonably requests.

Section 5.2 Conduct of Business. Except with respect to the actions consistent with the contemplated Transfer of Operational Control, during the period from the date hereof to the Transfer of Operational Control, Tacoma Power shall conduct the operations of and maintain the Tacoma Power Commercial System in the Ordinary Course of Business and in accordance with applicable material Laws (including, fulfilling installation requests) and use its commercially reasonable efforts to preserve the Click! Business and its relationship with its customers, suppliers, and creditors.

Section 5.3 Commercially Reasonable Efforts. Tacoma Power and Rainier shall cooperate and use their respective commercially reasonable efforts to fulfill as promptly as

practicable the conditions precedent to the other Party's obligations hereunder and shall use their respective commercially reasonable efforts to fulfill as promptly as practicable the conditions precedent to their obligations hereunder to the extent they have the ability to control the satisfaction of such obligations. Without limiting the generality of the foregoing, Tacoma Power and Rainier shall (i) make all filings and submissions required by Laws, and promptly file any additional information requested as soon as practicable after receipt of such request therefor and promptly file any other information that is necessary, proper or advisable to permit consummation of the Transaction; ; and (ii) use commercially reasonable efforts to perform the tasks set forth in the Transition Plan.

(a) Each of the Parties hereto agrees to execute and deliver such other documents, certificates, agreements and other writings and to take such other commercially reasonable actions as may be necessary or desirable in order to evidence, consummate or implement expeditiously the transactions contemplated by this Agreement and to vest in Rainier good and marketable title to the Related Surplus Assets to the same extent as held by Tacoma Power, free and clear of all Encumbrances.

(b) In furtherance and not in limitation of the foregoing, each of Rainier and Tacoma Power agrees to make as promptly as practicable, (i) appropriate filings with the FCC, and (ii) all other necessary filings with other Government Entities relating to the Transaction, and to use commercially reasonable efforts to cause the receipt of approvals under such other Laws or from such authorities or third parties as soon as practicable.

(c) Each of Tacoma Power and Rainier shall give (or shall cause their respective Affiliates to give) any notices to third parties, and use, and cause their respective Affiliates to use, commercially reasonable efforts to obtain any third party (excluding Government Entities) consents related to or required in connection with the Transaction.

Section 5.4 Compensation and Benefits; Employees.

(a) Compensation and Benefits. The Parties hereto hereby acknowledge and agree that no provision of this Agreement shall be construed to create any right to any compensation or benefits whatsoever on the part of any Employee or other future, present or former employee of Tacoma Power. Nothing in this Section 5.4 or elsewhere in this Agreement shall be deemed to make any employee of the Parties or their respective Affiliates a third party beneficiary of this Section 5.4 or any rights relating hereto.

(b) Employees. None of the provisions contained in this Agreement shall be interpreted as obligating Rainier to make an offer of employment to any of the Employees, provided, however, that Rainier agrees to make a good faith commitment to consider the existing Employees for employment when filling vacancies associated with its operations pursuant to the IRU Agreement. Rainier will evaluate each Employee for employment based on its own hiring criteria. In the event that Rainier does extend an offer of employment to an Employee, such offer will contain Rainier's standard terms and conditions of employment.

Section 5.5 Tax Matters.

Notwithstanding any provision in this Agreement to the contrary, to the extent any of the following apply, any real property excise or transfer tax, sales tax, use tax, or other similar tax imposed on the transactions contemplated by this Agreement shall be borne by Rainier Connect North, LLC.

Section 5.6 IRU Agreement(a) The IRU Agreement attached as Exhibit 5.6 hereto includes the IRU Agreement and Exhibits, including near final drafts of Exhibits A2.1, A2.2, A2.3, A2.4, and A7.

(b) Updated IRU Agreement Exhibits. On the tenth (10th) Business Day prior to the Transfer of Operational Control, Tacoma Power shall deliver to Rainier revised IRU Exhibits A2.1, A2.2, A2.3, A2.4, and A7 which shall set forth lists of assets of the type required to be disclosed thereon and relating to the Tacoma Power Commercial System as of such date, including any changes to the Tacoma Power Commercial System assets after the date hereof (the “**Updated IRU Exhibits**”). No later than five (5) Business Days prior to the Transfer of Operational Control Date, Rainier shall notify Tacoma Power whether it accepts or requires revisions to the Updated IRU Exhibits. If Rainier accepts the Updated IRU Exhibits as delivered by Tacoma Power, then the Updated IRU Exhibits shall amend, in their entirety, the corresponding exhibits attached to the IRU Agreement as of the date hereof.

(c) As of the Transfer of Operational Control Date, Rainier and Tacoma Power shall each execute and deliver the IRU Agreement substantially in the form attached hereto as Exhibit 5.6, including any Updated IRU Exhibits.

Section 5.7 Post-Transfer of Operational Control Consents. Subsequent to the Transfer of Operational Control, Tacoma Power and Rainier shall continue to use commercially reasonable efforts to obtain in writing as promptly as possible any consent, authorization or approval necessary or commercially advisable in connection with the Transaction which was not obtained on or before the Transfer of Operational Control in form and substance reasonably satisfactory to Rainier.

Section 5.8 Environmental MattersIf at any time prior to the Transfer of Operational Control, any material environmental investigation, study, audit, test, review or other analysis in relation to any Related Surplus Asset is conducted, Tacoma Power shall (a) promptly notify Rainier thereof and (b) subject to applicable Law, keep Rainier informed as to the progress of any such proceeding.

Section 5.9 Name of Business To the extent that the names, marks, logos or indicia of Click! Business, (the “**Click! Marks**”), are incorporated in or on the Related Surplus Assets, Rainier may continue to use the Click! Marks pursuant to the terms of the license set forth in Exhibit P to the IRU Agreement. Rainier acknowledges and agrees that except as expressly set forth in Exhibit P to the IRU Agreement, it shall have no rights in and to any trade names, trademarks, service marks, Internet domain names or logos owned by Tacoma Power or any trade names, trademarks, service marks, Internet domain names or logos confusingly similar thereto.

ARTICLE VI
CONDITIONS TO TRANSFER OF OPERATIONAL CONTROL

Section 6.1 Conditions to the Obligations of Rainier and Tacoma Power. The obligations of the Parties hereto to effect the Transfer of Operational Control are subject to the satisfaction (or waiver by both parties) prior to the Transfer of Operational Control of the following conditions:

(a) No Prohibition. No Law shall be in effect prohibiting the Transaction.

(b) Consents and Approvals. All Governmental Authorizations (other than Franchises) that are set forth on Schedule 6.1(b) hereto shall have been obtained, in each case in form and substance reasonably satisfactory to both parties.

(c) No Default. Other than the litigation referenced in Section 6.1(d), there is no action, suit, proceeding, or investigation at law or in equity before or by any court, public board or body pending against or affecting the Party, challenging the validity or enforceability of this Agreement or any other documents relating hereto or the performance of the Party's obligations hereunder.

(d) The pending litigation is: Edward E. (Ted) Coates, et al. v. City of Tacoma (Wa. Sup. Ct, Case No. 17-2-08907); Mitchell Shook v. City of Tacoma (U.S. Dist. Ct, Wa. W. Dist., Case No. 3:19cv05794BHS); Mitchell Shook v. City of Tacoma; Thomas McCarthy and Christopher T. Anderson v. City of Tacoma (Wa. Sup. Ct., Case No 19-2-07135-0).

Section 6.2 Conditions to the Obligation of Rainier. The obligation of Rainier to effect the Transfer of Operational Control is subject to the satisfaction (or waiver by Rainier) prior to the Transfer of Operational Control of the following conditions:

(a) Representations and Warranties. The representations and warranties of Tacoma Power in Article III that are qualified as to materiality or Material Adverse Effect shall be true and correct and all other representations and warranties of Tacoma Power in Article III not so qualified shall be true and correct in all material respects, in each case, at the time made and as of the Transfer of Operational Control Date as if made at and as of such time (except, in each case, to the extent expressly made as of an earlier date, in which case as of such earlier date).

(b) Covenants. Each of the covenants and agreements of Tacoma Power to be performed on or prior to the Transfer of Operational Control shall have been duly performed in all material respects.

(c) Ancillary Agreements. Tacoma Power shall have executed and delivered the Ancillary Agreements to which it is a party.

(d) Certificate. Rainier shall have received a certificate, signed on behalf of Tacoma Power by a duly authorized officer of Tacoma Power, dated the Transfer of

Operational Control Date, to the effect that the conditions set forth in this Section 6.2 have been satisfied.

(e) No Encumbrances. As of the Transfer of Operational Control, there shall be no Encumbrances on any of the Related Surplus Assets, other than Encumbrances that, individually or in the aggregate, would not reasonably be expected to have a Material Adverse Effect.

(f) No Material Adverse Change. Since the date of this Agreement, no event or condition has occurred that, individually or in the aggregate, has had or would reasonably be expected to have a Material Adverse Effect

(g) Rainier shall have received a certificate, signed on behalf of Tacoma Power by a duly authorized officer of Tacoma Power, dated the Transfer of Operational Control Date, to the effect that the Rainier's privacy policy and net neutrality policy are in compliance with the requirements of Exhibits J and K of the IRU Agreement, respectively.

Section 6.3 Conditions to the Obligation of Tacoma Power. The obligation of Tacoma Power to effect the Transfer of Operational Control is subject to the satisfaction (or waiver by Tacoma Power) prior to the Transfer of Operational Control of the following conditions:

(a) Representations and Warranties. The representations and warranties of Rainier in Article IV that are qualified by materiality or material adverse effect shall be true and correct and all other representations and warranties of Rainier in Article IV not so qualified shall be true and correct at the time made and as of the Transfer of Operational Control Date as if made at and as of such time (except, in each case, to the extent expressly made as of an earlier date, in which case as of such earlier date).

(b) Covenants. Each of the covenants and agreements of Rainier to be performed on or prior to the Transfer of Operational Control shall have been duly performed in all material respects.

(c) Ancillary Agreements. Rainier shall have executed and delivered the Ancillary Agreements to which it is a party.

(d) Published Rates and Services. Rainier shall have published its rates and services on its website as required by Exhibits G to the IRU Agreement.

(e) Lifeline Certification. Rainier shall have provided Tacoma Power with a signed certification attesting that it is a certified Lifeline provider and that it will offer the federal Lifeline subsidy as required by Exhibit H to the IRU Agreement..

(f) Reduced-Cost Service. Rainier shall have provided Tacoma Power with a signed certification that it will offer the substantially reduced-cost service contemplated by Exhibit H to the IRU Agreement.

(g) Local Office. Rainier shall have established a local office in the City of Tacoma and posted the address on its website as required by Exhibit I to the IRU Agreement

(h) Customer Privacy. Rainier shall have conspicuously published its privacy policy on its website as required by Exhibit J to the IRU Agreement.

(i) Net Neutrality. Rainier's net neutrality policy shall be conspicuously posted on its website as required by Exhibit K to the IRU Agreement

(j) Open Access Program. Rainier shall have provided Tacoma Power with a copy of its Open Access Program as required by Exhibit L to the IRU Agreement.

(k) Franchises. Rainier shall have either obtained approval for the transfer of each of the Franchises from the jurisdictions in which Tacoma Power has Franchises for the Click! Business as of the date of this Agreement, or will have entered into its own Franchises to serve such jurisdictions.

(l) Funding Commitment Letter(s). In order to demonstrate its ability to meet its obligations under this IRU Agreement, Rainier shall have delivered funding commitment letter(s), in a form reasonably acceptable to Tacoma Power, in the amount of four million five hundred thousand Dollars (\$4,500,000) covering the first three (3) years of the Initial Term ("Funding Commitment Letter(s)").

(m) Certificate. Tacoma Power shall have received a certificate, signed on behalf of Rainier by a duly authorized officer of Rainier, dated the Transfer of Operational Control Date, to the effect that the conditions set forth in this Section 6.3 have been satisfied.

ARTICLE VII TERMINATION AND DEFAULT

Section 7.1 Termination by Mutual Consent. This Agreement may be terminated at any time prior to the Transfer of Operational Control by mutual written agreement of Tacoma Power and Rainier.

Section 7.2 Termination by Either Rainier or Tacoma Power. This Agreement may be terminated at any time prior to the Transfer of Operational Control by Rainier or Tacoma Power, by giving written notice of termination to the other Party, if (a) the Transfer of Operational Control shall not have occurred on or before 120 days from the date of this Agreement so long as the Party proposing to terminate has not breached in any material respect any of its representations, warranties, covenants or other agreements under this Agreement, in any manner that shall have proximately contributed to the failure of the Transfer of Operational Control to so occur, or (b) pursuant to Section 7.3 hereof, or (c) pursuant to Section 3.2(a).

Section 7.3 Material Breaches. A Party shall be deemed to be in default under this Agreement only if such Party has materially breached or failed to perform its obligations hereunder, and non-material breaches or failures shall not be grounds for declaring a Party to be in default, postponing the Transfer of Operational Control, or terminating this Agreement. For

purposes of this Agreement, a Party's failure or refusal to execute any of the Ancillary Agreements shall constitute a material breach.

(b) If Tacoma Power or Rainier believes the other to be in default hereunder, the Party believing a default has occurred shall provide the other with written notice specifying in reasonable detail the nature of such default. If the default has not been cured by the earlier of: (a) the Transfer of Operational Control Date, or (b) within ten (10) business days after delivery of that notice (or such additional reasonable time as the circumstances may warrant provided the Party in default undertakes diligent, good faith efforts to cure the default within such ten (10) day period and continues such efforts thereafter), then the Party giving such notice may terminate this Agreement and/or exercise the remedies available to such Party pursuant to this Agreement.

Section 7.4 Effect of Termination.

(a) In the event of the termination of this Agreement in accordance with this Article VII, this Agreement shall thereafter become void and have no effect, and no Party hereto shall have any Liability to the other Party hereto or their respective Affiliates, except that nothing in this Section 7.4 shall relieve any Party from liability for any willful breach of this Agreement that arose prior to such termination.

**ARTICLE VIII
MISCELLANEOUS**

Section 8.1 Notices. All notices, requests, demands, approvals, consents and other communications hereunder shall be in writing and shall be deemed to have been duly given and made if served by personal delivery upon the Party for whom it is intended or on the third day following mailing, postage prepaid, certified mail, return receipt requested to the Person at the address set forth below:

Tacoma Power:

Tacoma Public Utilities
3628 South 35th Street
Tacoma, WA 98409
Telephone: (253) 502 8600

Email:
Attention: TPU Contract Administrator

With a copy to:

City of Tacoma
747 Market Street
Tacoma, WA 98402
Attention: City Attorney

Rainier:

Rainier Connect North, LLC
104 Washington Ave. N.
P.O. Box 639
Eatonville, WA 98329
Attn: Manager

With a copy to:

Richard A. Finnigan
2112 Black Lake Blvd. SW
Olympia, WA 98512

Either Party may change the address to which notices shall be sent by notice to the other Party by providing thirty (30) days' written notice of the change of address.

Section 8.2 Amendment; Waiver. Any provision of this Agreement may be amended, waived or suspended if, and only if, such amendment or waiver is in writing and signed, in the case of an amendment, by Rainier and Tacoma Power, or in the case of a waiver, by the Party against whom the waiver is to be effective. No failure or delay by any Party in exercising any right, power or privilege hereunder shall operate as a waiver thereof nor shall any single or partial exercise thereof preclude any other or further exercise thereof or the exercise of any other right, power or privilege. The rights and remedies herein provided shall be cumulative and not exclusive of any rights or remedies provided by Law except as otherwise specifically provided in Article VII.

Section 8.3 No Assignment or Benefit to Third Parties. This Agreement shall be binding upon and inure to the benefit of the Parties hereto and their respective successors. No Party to this Agreement may assign any of its rights or transfer or delegate any of its obligations under this Agreement, and this Agreement may not be assigned to any third parties.

Section 8.4 Entire Agreement. This Agreement (including all Schedules and Exhibits) executed as of the date hereof contain the entire agreement between the parties hereto with respect to the subject matter hereof and thereof and supersede all prior agreements and understandings, oral or written, with respect to such matters, including but not limited to the Letter of Intent that was executed on April 2, 2019 by and between Tacoma Power and Mashell Telecom Inc.

Section 8.5 Publicity. Notwithstanding anything to the contrary contained herein, no press release or similar public announcement or communication shall be made or caused to be made relating to this Agreement and the Transaction unless specifically approved in advance by both parties hereto, except that a Party hereto may issue any press release or make any public announcement or communication relating to this Agreement and the Transaction that may be required by any applicable Law (including any listing requirement) without such

approval if, to the extent practicable, such Party has used commercially reasonable efforts to obtain the approval of the other Party before issuing such press release or making such public announcement or communication.

Section 8.6 Expenses. Except as otherwise expressly provided in this Agreement, whether or not the Transfer of Operational Control occurs, all costs and expenses incurred in connection with this Agreement and the transactions contemplated hereby shall be borne by the Party incurring such costs and expenses.

(a) Bulk Sales. Tacoma Power and Rainier agree to waive compliance with Article 6 of the Uniform Commercial Code as adopted in each of the jurisdictions in which any of the Related Surplus Assets are located to the extent that such Article is applicable to the transactions contemplated hereby. Governing Law. Any action related to this Agreement shall be governed the laws of the State of Washington (except that body of law controlling conflict of laws) and the United Nations Convention on the International Sale of Goods will not apply. Any suit or proceeding arising out of or relating to this Agreement will be brought in the applicable federal or state court located in Pierce County, Washington, and each Party irrevocably submits to the jurisdiction and venue of such courts.

Section 8.8 Counterparts. This Agreement may be executed in one or more counterparts, each of which shall be deemed an original, and all of which shall constitute one and the same Agreement.

Section 8.9 Headings. The heading references herein and the table of contents hereof are for convenience purposes only, and shall not be deemed to limit or affect any of the provisions hereof.

Section 8.10 Severability. The provisions of this Agreement shall be deemed severable and the invalidity or unenforceability of any provision shall not affect the validity or enforceability of the other provisions hereof. If any provision of this Agreement, or the application thereof to any Person or any circumstance, is invalid or unenforceable, (a) a suitable and equitable provision shall be substituted therefor in order to carry out, so far as may be valid and enforceable, the intent and purpose of such invalid or unenforceable provision and (b) the remainder of this Agreement and the application of such provision to other Persons or circumstances shall not be affected by such invalidity or unenforceability, nor shall such invalidity or unenforceability affect the validity or enforceability of such provision, or the application thereof, in any other jurisdiction.

Section 8.11 Confidentiality.

(a) **Definition**. “**Confidential Information**” means information concerning a Party’s (or its Affiliates’) products, plans, methods, processes, business opportunities, vendors, customers, finances, personnel and other information related to the business of such Party and the terms of this Agreement. “Confidential Information” does not include any information which: (a) the receiving Party rightfully knew before the disclosing Party disclosed it to the receiving Party; (b) has become publicly known through no wrongful act of the receiving Party;

or (c) the receiving Party developed independently and without the use of any Confidential Information, as evidenced by appropriate documentation.

(b) **Nondisclosure.** All Confidential Information remains the property of the disclosing Party, and no license or other right in any Confidential Information is granted hereby. The receiving Party shall not disclose any Confidential Information to any third party or otherwise, and shall take all reasonable precautions to prevent its unauthorized dissemination, during the pendency of this Agreement. The receiving Party shall limit its internal distribution of Confidential Information to its employees and agents who have a need to know, and shall take steps to ensure that dissemination is so limited. The receiving Party shall not use any Confidential Information for its own benefit or for the benefit of anyone other than the disclosing Party. Upon disclosing Party's written request, the receiving Party shall return to the disclosing Party all Confidential Information in the receiving Party's custody or control. All information disclosing Party provides is provided "AS IS" and without any warranty, express, implied or otherwise, regarding its accuracy or performance.

(c) **Confidential or Proprietary Records Must be Marked.** If Rainier provides Tacoma Power with records that Rainier considers confidential or proprietary, Rainier must mark all applicable pages of said record(s) as "Confidential" or "Proprietary." If Rainier fails to so mark record(s), then (1) Tacoma Power, upon request, may release said record(s) without the need to satisfy the notice requirements above; and (2) Rainier expressly waives its right to allege any kind of civil action or claim against Tacoma Power pertaining to the release of said record(s).

(d) **Public Disclosure.** This Agreement and documents provided to Tacoma Power by Rainier hereunder are deemed public records subject to disclosure under the Washington State Public Records Act, Chapter 42.56 RCW ("**Public Records Act**"). Thus, Tacoma Power may be required, upon request, to disclose this Agreement and documents related to it unless an exemption under the Public Records Act or other laws applies. In the event Tacoma Power receives a request for such disclosure, determines in its legal judgment that no applicable exemption to disclosure applies, and Rainier has complied with the requirements herein to mark all content considered to be confidential or proprietary, Tacoma Power agrees to provide Rainier ten (10) days' written notice of impending release. Should legal action thereafter be initiated by Rainier to enjoin or otherwise prevent such release, all expense of any such litigation shall be borne by Rainier, including any damages, attorneys' fees or costs awarded by reason of having opposed disclosure. Tacoma Power shall not be liable for any release where notice was provided and Rainier took no action to oppose the release of information. Notice of any proposed release of information pursuant to Chapter 42.56 RCW, shall be provided to Rainier according to the "Notices" provision herein.

Section 8.12 Time of Essence. Time is of the essence in this agreement and each provision hereof in which time of performance is established.

Section 8.13 No Gratuities. Tacoma Power shall not offer or give any Rainier employee or agent any gratuity, payment, or other personal benefit or inducement with a view toward securing business from Rainier or influencing the terms, conditions, or performance of this Agreement or any statement of work or purchase order.

Section 8.14 Further Assurances. In connection with this Agreement and the transactions contemplated hereby, each Party will execute and deliver any additional documents and instruments and perform any additional acts that may be commercially reasonable, necessary, or appropriate, or reasonably requested by the other Party, to effectuate and perform the Parties' obligations under this Agreement and the transactions contemplated hereby.

Section 8.15 Non-Discrimination. Rainier agrees to take all steps necessary to comply with all federal, state, and Tacoma City laws and policies regarding non-discrimination and equal employment opportunities. Rainier shall not discriminate in any employment action because of race, religion, creed, color, national origin or ancestry, sex, gender identity, sexual orientation, age, marital status, familial status, veteran or military status, the presence of any sensory, mental or physical disability or the use of a trained dog guide or service animal by a disabled person. In the event of non-compliance by Rainier with any of the non-discrimination provisions of this Agreement, Tacoma Power shall be deemed to have cause to terminate this Agreement, in whole or in part.

Section 8.16 Relationship of the Parties. The relationship between the Parties will not be that of partners, agents, or joint venture parties for one another, and nothing contained in this Agreement will be deemed to constitute a partnership or agency agreement between them for any purposes, including, but not limited to, tax purposes. No employment relationship is created by this Agreement. Neither Party will make any commitment, by contract or otherwise, binding upon the other or represent that it has any authority to do so. In performing any of their obligations hereunder, each Party will be an independent contractor or independent Party and shall use its discretion in discharging its contractual obligations at its own risk.

Section 8.17 Conflict of Interest. No officer, employee, or agent of Tacoma Power, nor any member of the immediate family of any such officer, employee, or agent as defined by City ordinance, shall have any personal financial interest, direct or indirect, in this Agreement, either in fact or in appearance. Rainier shall comply with all federal, state, and City conflict of interest laws, statutes, and regulations. Rainier represents that it presently has no interest and shall not acquire any interest, direct or indirect, in the program to which this Agreement pertains which would conflict in any manner or degree with the performance of Rainier's services and obligations hereunder. Rainier further covenants that, in performance of this Agreement, no person having any such interest shall be employed. Rainier also agrees that its violation of the City's Code of Ethics contained in Chapter 1.46 of the Tacoma Municipal Code shall constitute a breach of this Agreement subjecting this Agreement to termination.

Section 8.18 Representation. Both Parties acknowledge that they have each been represented by counsel and this Agreement and every provision hereof has been freely and fairly negotiated. All provisions of this Agreement will be interpreted according to their fair meaning and will not be strictly construed against any Party.

IN WITNESS WHEREOF, the parties have executed or caused this Agreement to be executed as of the date first written above.

CITY OF TACOMA, DEPARTMENT OF PUBLIC UTILITIES, LIGHT DIVISION, D/B/A TACOMA POWER

By: _____
Name:
Title:

MASHELL, INC.

By: _____
Name:
Title:

RAINIER CONNECT NORTH LLC

By: _____
Name:
Title:

Click! Transition Plan

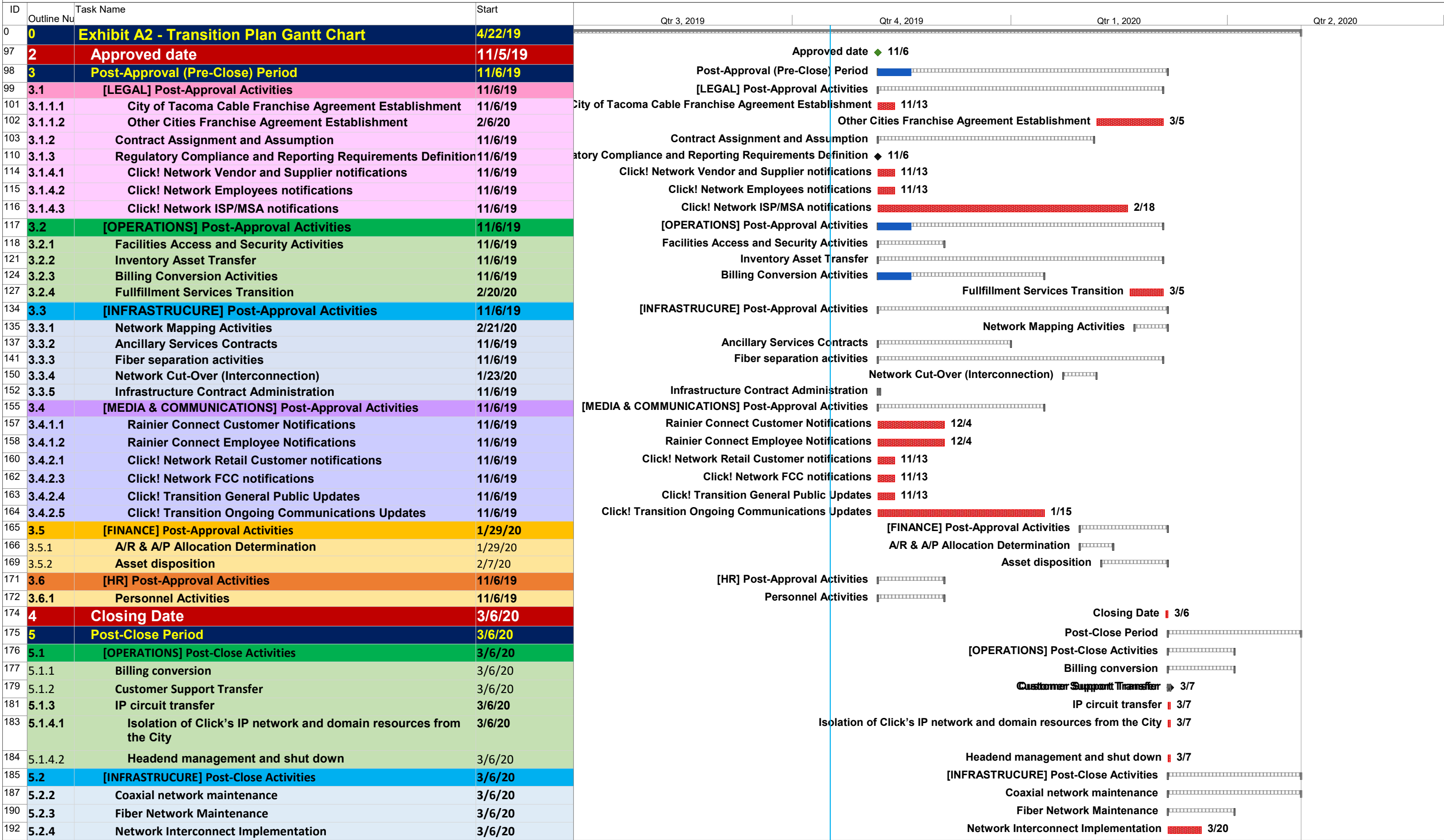
Category	Activity	Description	Owner	Required at Closing?	Post-Approval Activity	Post-Close Activity
Legal	City of Tacoma Cable Franchise Agreement Establishment	Attainment of an agreement between Rainier Connect and the City of Tacoma to continue cable television service provision that Click! formerly provided.	Rainier Connect	yes	<input checked="" type="checkbox"/>	<input type="checkbox"/>
Legal	Other Cities Franchise Agreement Establishment	Attainment of a franchise agreement between Rainier Connect and each of the cities where it will be providing cable television service.	Rainier Connect	yes	<input checked="" type="checkbox"/>	<input type="checkbox"/>
Legal	Contracts Assignment and Assumption	Changes to in-force programming agreements to end TPU post-close financial obligations. Includes Rainier Connect's acquisition of all necessary programming rights.	Tacoma, Rainier Connect	yes	<input checked="" type="checkbox"/>	<input type="checkbox"/>
Legal	Regulatory Compliance and Reporting Requirements Definition	Description of the regulatory requirements for the City of Tacoma post-close.	Tacoma	no	<input checked="" type="checkbox"/>	<input type="checkbox"/>
Legal	Click! Network Vendor and Supplier Notifications	Communication from Click! to existing Click! vendors informing them of the network operation change, key transition dates, request for assignment, and contact information.	Tacoma	no	<input checked="" type="checkbox"/>	<input checked="" type="checkbox"/>
Legal	Click! Network Employee Notifications	Provision of separation notices from the City to existing Click! employees informing them of network operation change date, and other post-employment information. This includes bargaining unit notifications.	Tacoma	no	<input checked="" type="checkbox"/>	<input checked="" type="checkbox"/>
Legal	Click! Network ISP/MSA Notifications	Communication from Click! to ISP/MSA agreement parties, informing them of the network operation change, relevant legal notices, key transition dates, and contact information.	Tacoma	no	<input checked="" type="checkbox"/>	<input checked="" type="checkbox"/>
Operations	Facility Access and Security Activities	Provision of keys, access cards, codes, and other permissions to permit authorized Rainier Connect technical personnel entry to network sites that the agreement covers.	Tacoma	yes	<input checked="" type="checkbox"/>	<input type="checkbox"/>

Category	Activity	Description	Owner	Required at Closing?	Post-Approval Activity	Post-Close Activity
Operations	Inventory Asset Transfer	Activities related to handing over Click! assets which Rainier Connect will acquire, including staging them for movement to Rainier Connect facilities.	Tacoma	no	<input checked="" type="checkbox"/>	<input checked="" type="checkbox"/>
Operations	Billing Conversion Decision	Decision from Rainier Connect on its intended approach, timeline, and transition needs for post-close customer billing including data provision.	Rainier Connect	yes	<input checked="" type="checkbox"/>	<input type="checkbox"/>
Operations	Fulfillment Services Transition	Changeover of fulfillment activities from Click! to Rainier Connect based on the agreed-upon schedule and conditions.	Tacoma, Rainier Connect	yes	<input checked="" type="checkbox"/>	<input checked="" type="checkbox"/>
Infrastructure	Network Mapping Activities	Completion of activities to enable Rainier Connect to establish a baseline of Tacoma Power's network map and to communicate updates based on mutually agreed-upon changes.	Tacoma, Rainier-Connect	yes	<input checked="" type="checkbox"/>	<input checked="" type="checkbox"/>
Infrastructure	Ancillary Services Contract Setup	Establishment of post-close billable network-related activities which Rainier Connect may elect Tacoma Power to perform. This includes service definition, service provision terms and conditions, and pricing information.	Tacoma	yes	<input checked="" type="checkbox"/>	<input type="checkbox"/>
Infrastructure	Fiber Separation Activities	Modifications to fiber plant terminations to enable Rainier Connect technical staff access to non-critical network fiber optic paths while physically isolating nearby Tacoma Power-allocated fiber optic paths.	Tacoma	no	<input checked="" type="checkbox"/>	<input checked="" type="checkbox"/>
Infrastructure	Network Cutover (Interconnection)	Completing activities to reflect the post-close network configuration changes that Rainier Connect requires to operate the Click! network and that Tacoma Power needs to have for its connectivity to external networks.	Tacoma	yes	<input type="checkbox"/>	<input checked="" type="checkbox"/>
Infrastructure	Infrastructure Contract Administration	Establishing the roles and related processes to carry out ongoing activities for the IRU and I-Net agreements according to their terms and conditions.	Tacoma	yes	<input checked="" type="checkbox"/>	<input checked="" type="checkbox"/>
Media and Communications	Rainier Connect Customer Notifications	Communication from Rainier Connect to existing Click! customers notifying them of the operational change, key transition dates, and contact information.	Rainier Connect	no	<input type="checkbox"/>	<input checked="" type="checkbox"/>

Category	Activity	Description	Owner	Required at Closing?	Post-Approval Activity	Post-Close Activity
Media and Communications	Rainier Connect Employee Notifications	Communication from Rainier Connect to existing Click! employees providing post-close employment offers with Rainier Connect.	Rainier Connect	no	<input checked="" type="checkbox"/>	<input type="checkbox"/>
Media and Communications	Click! Network Retail Customer Notifications	Communication from Click! to existing Click! customers informing them of the network operation change, key transition dates, and contact information.	Tacoma	no	<input checked="" type="checkbox"/>	<input checked="" type="checkbox"/>
Media and Communications	Click! Network FCC Notifications	Communication from Click! to the FCC, informing them of the network operation change, relevant legal notices, key transition dates, and contact information.	Tacoma	no	<input type="checkbox"/>	<input checked="" type="checkbox"/>
Media and Communications	Click! Transition General Public Updates	Provide transition status update information via the TPU website, with an intended audience of the general public.	Tacoma	no	<input checked="" type="checkbox"/>	<input type="checkbox"/>
Media and Communications	Click! Transition Ongoing Communication Updates	Establishment and execution of the overall communication plan, based on transition progress and related events.	Tacoma	no	<input checked="" type="checkbox"/>	<input type="checkbox"/>
Finance	A/R and A/P Allocation Determination	Determination and application of criteria to divide outstanding receivables and payables balances between Click! and Rainier Connect at the agreement close date.	Tacoma		<input type="checkbox"/>	<input checked="" type="checkbox"/>
Finance	Asset Disposition	Execution of the financial activities and disposition of Click! assets by surplusing and by operational transfer to Rainier Connect.	Tacoma	no	<input checked="" type="checkbox"/>	<input checked="" type="checkbox"/>
Human Resources	Personnel Activities	Execution of human resource activities, which may include employment related notifications, layoff process initiation, severance payments, and retention disbursements.	Tacoma	no	<input checked="" type="checkbox"/>	<input checked="" type="checkbox"/>
Operations	Billing Conversion	Identification of the timing and sequence of events to transition billing activities from Click!'s source GLDS instance to Rainier Connect's identified target system.	Rainier Connect	no	<input checked="" type="checkbox"/>	<input checked="" type="checkbox"/>
Operations	Customer Support Transfer	Changeover of customer support activities from Click! to Rainier Connect based on the predefined schedule and conditions.	Tacoma	no	<input checked="" type="checkbox"/>	<input checked="" type="checkbox"/>

Category	Activity	Description	Owner	Required at Closing?	Post-Approval Activity	Post-Close Activity
Operations	IP Circuit Transfer	Handover of responsibility and administration of IP circuits supporting Click! network operation from Tacoma Power to Rainier Connect.	Tacoma	no	<input checked="" type="checkbox"/>	<input checked="" type="checkbox"/>
Operations	Head End Management and Shutdown	Provision of the services at the network's head end location during the agreed-upon time interval, and the orderly winding down of those services and return of control to Tacoma Power once Rainier Connect has migrated from linear video distribution to streaming.	Tacoma	no	<input checked="" type="checkbox"/>	<input checked="" type="checkbox"/>
Infrastructure	Coaxial Network Maintenance	Provision of the break-fix service to keep the coaxial-based network paths in good operating order and to restore service after problem identification under agreed-upon conditions.	Tacoma	no	<input type="checkbox"/>	<input checked="" type="checkbox"/>
Infrastructure	Fiber Network Maintenance	Provision of the service to keep the critical fiber-based network paths in good operating order, to restore service after problem identification within agreed-upon conditions, and to support network extensions based on predefined terms and conditions.	Tacoma	no	<input type="checkbox"/>	<input checked="" type="checkbox"/>
Infrastructure	Network Interconnect Implementation	Implementation of the network interconnect changes at Tanawax and Optic Fusion to complete the network operational cutover from Click! to Rainier Connect. This work will take place after completion of fiber separation activities.	Tacoma	yes	<input checked="" type="checkbox"/>	<input checked="" type="checkbox"/>

Exhibit A2 - Transition Plan Gantt Chart



Invoice

CBTA Exhibit A, Schedule 2.2.a(i), Equipment, Inventory, Vehicles

Item Description	suggested price	quantity	actual price	totals
Set-Top Boxes				
Set-Top Boxes	\$ 12,361.71	bulk	\$ 12,361.71	
			sub-total:	\$ 12,361.71
Test Equipment				
MPEG Test System	\$ 1,000.00	1	\$ 1,000.00	
MPEG Transport Stream Monitor (QAM)	\$ 100.00	1	\$ 100.00	
MPEG Transport Stream Monitor (GigE/ASI)	\$ 100.00	1	\$ 100.00	
MPEG Transport Stream Monitor (QAM)	\$ 100.00	1	\$ 100.00	
MPEG Transport Stream Monitor (8VSB)	\$ 100.00	1	\$ 100.00	
MPEG Transport Stream Monitor (GigE)	\$ 100.00	1	\$ 100.00	
DSAM	\$ 250.00	9	\$ 2,250.00	
CATV Meter	\$ 2,500.00	4	\$ 10,000.00	
Ethernet Link Assistant (Metroscope)	\$ 100.00	1	\$ 100.00	
Ethernet Link Assistant (Etherscope)	\$ 100.00	1	\$ 100.00	
Bandwidth Analysis	\$ 100.00	1	\$ 100.00	
CATV Sweep Meter Setup	\$ 2,810.50	16	\$ 44,968.00	
			sub-total:	\$ 59,018.00
Portable Generator				
Honda EU2001i	\$ 500.00	5	\$ 2,500.00	
			sub-total:	\$ 2,500.00
Vehicles				
CHEV EXPRESS CARGO VAN	\$ 12,236.00	5	\$ 61,180.00	
FORD E350 VAN ARL 29 FT VERSALIFT	\$ 17,368.00	1	\$ 17,368.00	
FORD TRANSIT VAN VERSALIFT 29' ARL	\$ 28,170.00	1	\$ 28,170.00	
CHEV COLORADO XC 4X4 PU	\$ 6,088.00	1	\$ 6,088.00	
FORD E350 VAN ARL TEREX HI-RANGER	\$ 12,966.00	3	\$ 38,898.00	
FORD ELDORADO 13-PASS SHUTTLE VAN	\$ 2,000.00	1	\$ 2,000.00	
			sub-total:	\$ 153,704.00
Warehouse Inventory				
Click Warehouse Inventory 110	\$ 32,471.16	1	\$ 32,471.16	
Click Warehouse Inventory 120	\$ 697.59	1	\$ 697.59	
Click Warehouse Inventory 121	\$ 19,349.24	1	\$ 19,349.24	
Click Warehouse Inventory 122	\$ 4,641.29	1	\$ 4,641.29	
Dead Stock 2014	\$ -	1	\$ -	
			sub-total:	\$ 57,159.27
Software (for test equipment)				
Effigis (CPAT Leakage detection system)	\$83.33	12	\$ 1,000.00	
Path track	\$0.00	1	\$ -	
Sunrise	\$0.00	1	\$ -	
Trilithic	\$0.00	1	\$ -	
Cable Plant Monitoring	\$9,000.00	1	\$ 9,000.00	
			sub-total:	\$ 10,000.00
Grand Total:				\$ 294,742.98

**SCHEDULE 2.2(a)(iv)
TRANSFERRED CONTRACTS**

[TO BE PROVIDED WHEN FINAL]

DRAFT

SCHEDULE 2.2(a)(v)
TRANSFERRED AUTHORIZATIONS

1. FCC C-Band License E980465 (FCC File No. SES-REG-20180615-01512), Expires June 15, 2033.
2. Franchises in the following jurisdictions: Fife, Fircrest, Lakewood, Pierce County, University Place.

DRAFT

EXHIBIT 5.6

INDEFEASIBLE RIGHT OF USE AGREEMENT

by and between

**CITY OF TACOMA, DEPARTMENT OF PUBLIC UTILITIES, LIGHT DIVISION,
D/B/A TACOMA POWER
and
RAINIER CONNECT NORTH, LLC**

Dated as of _____, _____

TABLE OF CONTENTS

	<u>Page</u>
1. DEFINITIONS.....	1
2. INDEFEASIBLE RIGHT OF USE	5
3. OWNERSHIP OF AFTER-INSTALLED ASSETS.....	7
4. TERM	7
5. PAYMENT TERMS.....	8
6. CONTRACT ADMINISTRATION	9
7. TACOMA POWER UNDERLYING RIGHTS.....	11
8. OPERATOR REQUIRED RIGHTS.....	11
9. ACCESS AND USE OF TACOMA POWER COMMERCIAL SYSTEM.....	11
10. MAINTENANCE RESPONSIBILITIES	12
11. ADDITIONAL CONDITIONS RELATED TO USE OF the TACOMA POWER COMMERCIAL SYSTEM.....	13
12. PERFORMANCE ASSURANCES AND PERFORMANCE GUARANTEE	14
13. RELOCATION	14
14. POST-TRANSITION SERVICES	14
15. REPRESENTATIONS & WARRANTIES OF BOTH PARTIES.....	15
16. ADDITIONAL REPRESENTATIONS & WARRANTIES OF OPERATOR.....	15
17. NO WARRANTIES AS TO CONDITION OF TACOMA POWER COMMERCIAL SYSTEM.....	16
18. INDEMNIFICATION.....	16
19. LIMITATION OF LIABILITY	17
20. INSURANCE.....	17
21. DEFAULT AND TERMINATION.....	17
22. LIQUIDATED DAMAGES	19
23. SPECIFIC PERFORMANCE.....	20
24. DISPUTE RESOLUTION	20
25. GOVERNING LAWS	21
26. RELATIONSHIP OF THE PARTIES.....	21
27. NOTICES.....	21
28. NO WAIVER.....	22
29. ASSIGNMENTS & TRANSFERS.....	22

TABLE OF CONTENTS
(continued)

	Page
30. SUBCONTRACTING	23
31. FORCE MAJEURE EVENT	23
32. CONFIDENTIALITY	24
33. NO PUBLICITY	25
34. TIME IS OF THE ESSENCE	25
35. NO THIRD PARTY BENEFICIARIES	25
36. EXHIBITS	25
37. NO GRATUITIES	27
38. FURTHER ASSURANCES	27
39. RECORDS RETENTION	27
40. NON-DISCRIMINATION	28
41. CONFLICT OF INTEREST	28
42. ENTIRE AGREEMENT	28
43. INTERPRETATION	28
44. MISCELLANEOUS	28
EXHIBITS	

INDEFEASIBLE RIGHT OF USE AGREEMENT

THIS INDEFEASIBLE RIGHT OF USE AGREEMENT (“IRU Agreement”) is by and between the **City of Tacoma, Department of Public Utilities, Light Division**, a municipal corporation of the State of Washington (d/b/a and hereinafter referred to as **“Tacoma Power”**), and **Rainier Connect North, LLC**, a Washington limited liability company (hereinafter referred to as **“Operator”**). Tacoma Power and Operator shall each individually be referred to as a **“Party”** and together constitute the **“Parties.”**

WHEREAS, Tacoma Power owns the Tacoma Power Commercial System, as defined below;

WHEREAS, Operator wishes to obtain access to and use the Tacoma Power Commercial System; and

WHEREAS, subject to the terms and conditions set forth in this IRU Agreement and Exhibits, Tacoma Power is willing to grant Operator the right to use the Tacoma Power Commercial System.

NOW THEREFORE, in consideration of the mutual promises set forth below, the Parties hereby agree as follows:

1. DEFINITIONS

Unless otherwise defined in this IRU Agreement, capitalized terms used in this IRU Agreement, all Exhibits, and amendments thereto shall have the meaning set forth below:

(a) **“Affiliate”** means, with respect to any Person, any other Person directly or indirectly controlling, controlled by, or under common control with, such Person as of the date on which, or at any time during the period for which, the determination of affiliation is being made. For purposes of this definition, the term “control” means the possession, directly or indirectly, of the power to direct or cause the direction of the management policies of such Person, whether through equity interest, board membership, LLC interest, contract, charter, statute, regulation or otherwise.

(b) **“After-Installed Assets”** means any asset used or useful in the ongoing operation of the Tacoma Power Commercial System installed in or used in the operation of the Tacoma Power Commercial System, any extension, expansion, improvement or addition to, replacement of, upgrade or overbuild of the Tacoma Power Commercial System made after the Effective Date of this IRU Agreement within the Tacoma Power Commercial Service Area. The term does not include any assets of Operator or any of its Affiliates located outside the Tacoma Power Commercial Service Area even if such assets are used to provide Shared Network Services or fiber Operator installs within the Tacoma Power Commercial Service Area to connect its network to the Tacoma Power Commercial System..

(c) **“Annual Report”** is defined in Section 6(c) of this IRU Agreement.

- (d) “**Annual Reporting Date**” means July 1.
- (e) “**Applicable Standards**” is defined in Exhibit D to this Agreement.
- (f) “**Business Day**” means any day other than Saturday or a legal holiday as defined by RCW 1.16.050.
- (g) “**Capital Expenditures**” is defined in Exhibit F to this IRU Agreement.
- (h) “**Capital Expenditures Minimum**” is defined in Exhibit F to this IRU Agreement.
- (i) “**Capital Expenditures Period**” is defined in Exhibit F to this IRU Agreement.
- (j) “**Catch-Up Capital Expenditures**” is defined in Exhibit F to this IRU Agreement.
- (k) “**Catch-Up Period**” is defined in Exhibit F to this IRU Agreement.
- (l) “**Change of Control**” and “**Change of Working Control**” are defined in Exhibit N to this IRU Agreement.
- (m) “**Chronic Failure**” is defined in Exhibit C to this IRU Agreement.
- (n) “**City**” means the City of Tacoma, Washington.
- (o) “**Click! Network**” means the business unit of Tacoma Power providing services over the Tacoma Power Commercial System prior to the Effective Date.
- (p) “**Compliance Evaluation**” is defined in Section 4(c) of this IRU Agreement.
- (q) “**Confidential Information**” is defined in Section 32(a) of this IRU Agreement.
- (r) “**Consumer Price Index Increase**” means the increase in the Consumer Price Index for All Urban Consumers (“**CPI-U**”) of the Seattle-Tacoma-Bellevue area, as computed and published by the U.S. Bureau of Labor Statistics. The increase shall be calculated using the annual percentage change as defined as the average of the 12 most recently published months of the Consumer Price Index. In the event that the U.S. Bureau of Labor Statistics ceases publishing such data during the Term, Tacoma Power may designate a different commercially reputable source that regularly computes and publishes the Consumer Price Index.
- (s) “**Controversy**” is defined in Section 21(a) of this IRU Agreement.
- (t) “**Credit**” is defined in Exhibit F to this IRU Agreement.
- (u) “**Critical Routes**” is defined in Exhibit B to this IRU Agreement.
- (v) “**Default**” is defined in Section 20(b) of this IRU Agreement.

- (w) “**Due Date**” is defined in Section 5(c) of this IRU Agreement.
- (x) “**Effective Date**” means _____.
- (y) “**Escalation List**” is defined in Exhibit C to this IRU Agreement.
- (z) “**ETC**” is defined in Exhibit H to this IRU Agreement.
- (aa) “**Exhibits**” means the exhibits attached hereto, and any amendments, modifications and supplements to these Exhibits.
- (bb) “**Facilities-Based Entity**” is defined in Exhibit N to this IRU Agreement.
- (cc) “**Fault**” is defined in Exhibit C to this IRU Agreement.
- (dd) “**FCC**” is defined in Exhibit H to this IRU Agreement.
- (ee) “**Fiber Maintenance**” is defined in Exhibit B to this IRU Agreement.
- (ff) “**Fiber System**” means the Fiber Backbone, Fiber Service Rings and Service Drops owned by Tacoma Power.
- (gg) “**Fiber Unavailability**” is defined in Exhibit C to this IRU Agreement.
- (hh) “**Final Period**” is defined in Exhibit F to this IRU Agreement.
- (ii) “**Final Period Minimum**” is defined in Exhibit F to this IRU Agreement.
- (jj) “**Force Majeure Event**” is defined in Section 31(a) of this IRU Agreement.
- (kk) “**Gigabit Service**” is defined in Exhibit E to this IRU Agreement.
- (ll) “**Hub Sites**” are locations where Tacoma Power Commercial Equipment is installed and in service as listed in Exhibit A3.
- (mm) “**Initial Period**” is defined in Exhibit F to this Agreement.
- (nn) “**Initial Period Minimum**” is defined in Exhibit F to this Agreement.
- (oo) “**Indefeasible Right of Use**” or “**IRU**” is defined in Section 2(a) of this IRU Agreement.
- (pp) “**IRU Fee**” is defined in Section 5(a) of this IRU Agreement.
- (qq) “**Maintenance**” is defined in Exhibit D to this IRU Agreement.
- (rr) “**MTTR**” is defined in Exhibit C to this IRU Agreement.
- (ss) “**Non-Critical Route**” is defined in Exhibit B to this IRU Agreement.

- (tt) “**Non-Renewal Notice Window**” is defined in Section 4(c) of this IRU Agreement.
- (uu) “**Normal Business Hours**” is defined in Exhibit I to this IRU Agreement.
- (vv) “**Normal Operating Conditions**” is defined in Exhibit I to this IRU Agreement.
- (ww) “**Open Access Program**” is defined in Exhibit L to this IRU Agreement.
- (xx) “**Operator Network**” means the communications network owned by Operator or its Affiliates outside of the Tacoma Power Commercial Service Area.
- (yy) “**Person**” means an individual, a corporation, a partnership, an association, a limited liability company or other entity or organization.
- (zz) “**Post-Termination Period**” is defined in Exhibit O to this IRU Agreement.
- (aaa) “**Public Records Act**” is defined in Section 32(d) of this IRU Agreement.
- (bbb) “**Renewal Terms**” is defined in Section 4(b) of this IRU Agreement.
- (ccc) “**Reserved Capacity**” is defined in Section 9(a) of this IRU Agreement.
- (ddd) “**Respond**” is defined in Exhibit C to this IRU Agreement.
- (eee) “**Scheduled Maintenance**” is defined in Exhibit C to this IRU Agreement.
- (fff) “**Senior Representative**” is defined in Section 24 of this IRU Agreement.
- (ggg) “**Shared Network Services**” means centralized services utilizing (a) information technology assets and related rights and/or (b) network and related physical assets, in each case that are owned and operated by Operator or any of its Affiliates and used to support both the operation and use of the Operator Network and the operation and use of the Tacoma Power Commercial System by Operator in accordance with the terms of this IRU Agreement.
- (hhh) “**Successor Operator**” is defined in Exhibit O to this IRU Agreement.
- (iii) “**Shortfall**” is defined in Exhibit F to this IRU Agreement.
- (jjj) “**Tacoma Power Commercial Equipment**” means the equipment installed in the rights-of-way and in Hub Sites as of the Effective Date, as shown in Exhibits A2.2, A2.3 and A2.4.
- (kkk) “**Tacoma Power Commercial Service Area**” means the service area of Click! Network as of the Effective Date as shown in Exhibit A1.

(lll) **“Tacoma Power Commercial System”** means Tacoma Power Commercial Coax, Tacoma Power Commercial Fiber, Tacoma Power Commercial Equipment and After-Installed Assets.

(mmm) **“Tacoma Power Service Area”** is defined in Exhibit A1 to this IRU Agreement.

(nnn) **“Tacoma Power Commercial Coax”** means the coaxial cable, conduit housing only coaxial cable, conduit installed for service drops (whether or not currently housing coaxial cable), and coaxial cable service drops installed in the Tacoma Power Commercial Service Area, as of the Effective Date, as identified in Exhibit A2.2 to this IRU Agreement.

(ooo) **“Tacoma Power Commercial Fiber”** means the specific strands of fiber identified and designated for the use of Operator in Exhibit A2.1 to this IRU Agreement and conduit housing such fiber on Non-Critical Routes as identified in Exhibit A2.2 of this IRU Agreement.

“Tacoma Power Management” is defined in Section 17(c) of this IRU Agreement.

(ppp) **“Taxes”** shall mean all taxes, fees, levies, imposts, duties, charges or withholdings of any nature (including, without limitation, gross receipts taxes, leasehold excise taxes, and franchises, license and/or permit fees) together with any penalties, fines, assessments or interest thereon, imposed upon the Tacoma Power Commercial System by any federal, state or local government, regulatory body or other public taxing authority of competent jurisdiction.

(qqq) **“Term”** is defined in Section 4(b) of this IRU Agreement.

(rrr) **“Transfer”** is defined in Exhibit N to this IRU Agreement.

(sss) **“Unauthorized Transfer”** is defined in Exhibit N to this IRU Agreement.

(ttt) **“Underlying Rights”** is defined in Section 7(a) of this IRU Agreement.

(uuu) **“Unscheduled Maintenance”** is defined in Exhibit C to this IRU Agreement.

(vvv) **“Upgrade”** is defined in Exhibit E to this IRU Agreement.

(www) **“Use Restrictions”** is defined in Section 7(c) of this IRU Agreement.

(xxx) **“Utility Fiber”** is defined in Exhibit B to this IRU Agreement.

2. INDEFEASIBLE RIGHT OF USE

(a) **IRU.** This IRU Agreement sets forth the terms and conditions under which Tacoma Power agrees to grant an indefeasible right of use to Operator and Operator agrees to use the **Tacoma Power Commercial System** comprised of the following (the **“IRU”**):

- (1) Tacoma Power Commercial Fiber,
- (2) Tacoma Power Commercial Coax,
- (3) Tacoma Power Commercial Equipment, and
- (4) After-Installed Assets.

(b) In connection with the IRU, Tacoma Power grants Operator a non-exclusive license to use space in the Hub Sites, subject to the terms of Exhibit A3, and a non-exclusive license to use spare conduit space, subject to the terms of Exhibit A4.

(c) In connection with the IRU, Tacoma Power will assign IPv4 addresses to Operator from CIDR 131.191.0.0/17 and 192.173.160.0/20. The IP addresses assigned by Tacoma Power to Operator are dedicated to Operator usage for customers on the Tacoma Power Commercial System and are not shared with others or used on other networks. Tacoma Power reserves certain IP addresses for Tacoma Power's use. Operator shall have exclusive responsibility to advertise above referenced CIDR objects to the public Internet, and allocate Tacoma Power reserved CIDRs. The IP addresses assigned to Operator by Tacoma Power will continue to be proprietary to Tacoma Power. Upon termination of the IRU Agreement, Operator must return Tacoma Power-assigned IP addresses. Operator must also return the IP addresses in the event that Operator has used such addresses in violation of this IRU Agreement or the IP Acceptable Use Policy in Exhibit A5. Operator may return the IP addresses at any time upon notice to Tacoma Power.

(d) In connection with the IRU, Tacoma Power grants Operator a non-exclusive license to use space in the headend site, subject to the terms of Exhibit A6 (Headend License). Further, Tacoma Power sells, conveys, transfers, assigns and delivers to Operator, and Operator purchases from Tacoma Power, the headend equipment installed in above-mentioned headend site and listed in Exhibit A6.2 ("Headend Equipment"), free and clear of all encumbrances, and in an "as is" condition with all faults and without warranties of any kind.

(e) In connection with the IRU, Tacoma Power also sells, conveys, transfers, assigns and delivers to Operator, and Operator purchases from Tacoma Power, the customer premises equipment installed in Click! Business customer premises and listed in Exhibit A7 ("Installed Customer Premises Equipment"), free and clear of all encumbrances, and in an "as is" condition with all faults and without warranties of any kind.

(f) Except for the Tacoma Power Commercial Equipment, the Headend Equipment, and the Installed Customer Premises Equipment, Tacoma Power is not supplying nor is Tacoma Power obligated to supply to Operator any optronics or electronics or optical or electrical equipment or other facilities under this IRU Agreement, all of which are the sole responsibility of Operator, nor is Tacoma Power responsible for performing any work in connection with Operator's use of the Tacoma Power Commercial System other than as specified in this IRU Agreement.

3. OWNERSHIP OF AFTER-INSTALLED ASSETS

(a) (i) Operator intends to finance acquisition of After-Installed Assets in whole or in part through capital lease financing in which the After-Installed Assets are initially the property of the lender. Operator agrees that any After-Installed Assets that it constructs, replaces or upgrades as part of the Tacoma Power Commercial System within the Tacoma Power Commercial Service Area during the Term shall, upon completion of the construction, replacement or upgrade and acquisition of title by Operator pursuant to the terms of the capital lease financing agreement, become the property of Tacoma Power. Operator agrees that it will provide any documents or other evidence of transfer of title to Tacoma Power as may be reasonably required to effect the transfer of ownership. (ii) Operator may, in the alternative, finance After-Installed Assets through conventional bank financing. In that case, Operator agrees that with respect to these After-Installed Assets, Operator will request permission from the lender to transfer ownership to Tacoma Power subject to the security interest of the lender. If lender does not grant such permission, Operator shall transfer ownership of the After-Installed Assets upon removal of the security interest of the lender. (iii) Operator shall give a copy to the City of any notice from the lender of Operator's default under any financing agreement encumbering any After-Installed Assets as soon as practicable, but no later than five (5) days of Operator's receipt of such notice; provided further that, Operator shall upon knowledge of lender's transfer of any such financing agreements, immediately provide notice to the City of such transfer.

(b) Operator will own any asset it acquires during the Term of this IRU Agreement that is not an After-Installed Asset.

4. TERM

(a) **Initial Term.** This IRU Agreement commences as of the Effective Date and remains in full force and effect for a term (i) expiring twenty (20) years from the Effective Date of this IRU Agreement (the "**Initial Term**"), unless earlier terminated pursuant to the terms of this IRU Agreement.

(b) **Renewals.** This IRU Agreement may be renewed upon the same terms and conditions for up to two additional terms of ten (10) years each (each a "**Renewal Term**") according to the process set forth in (c) below. The "**Term**" shall be inclusive of the Initial Term and any Renewal Terms.

(c) **Procedure.** In order to terminate this IRU Agreement, Operator must send Tacoma Power a notice of non-renewal no greater than twenty-four (24) and no less than eighteen (18) months prior to the expiration of the Initial Term or, if already renewed, of the first Renewal Term ("**Non-Renewal Notice Window**"). If Operator sends no notice of non-renewal during the Non-Renewal Notice Window, Operator agrees to give Tacoma Power full access to information and facilities sufficient for Tacoma Power to determine Operator's compliance with this IRU Agreement during the Term then concluding ("**Compliance Evaluation**"). Tacoma Power shall complete the Compliance Evaluation no later than twelve (12) months prior to expiration of the then-current Term,

and promptly provide a copy of the Compliance Evaluation to Operator, along with a Notice of Default, if warranted, with respect to any and all Defaults of this IRU Agreement, then existing. In the event that the Parties are unable to resolve all Defaults pursuant to Section 24, or if Operator does not invoke Section 24, Operator must cure such Defaults no later than six (6) months prior to the expiration of the then-current Term. In the event that Operator cannot or will not cure such Defaults to Tacoma Power's satisfaction within such period, Tacoma Power may elect not to renew this IRU Agreement by giving a notice of termination in writing and this IRU Agreement shall terminate at the end of the then-current Term; provided that such notice of termination may only be given by Tacoma Power after completing the process in Section 21(g).

5. PAYMENT TERMS

(a) **IRU Fee.** Operator agrees to pay to Tacoma Power an annual fee ("**IRU Fee**") in accordance with the following amounts:

First Year of the Term:	\$2,500,000
Second Year of the Term:	\$2,625,000
Third Year of the Term:	\$2,750,000
Fourth Year of the Term:	\$2,875,000
Fifth Year of the Term:	\$3,000,000

Each subsequent year of the Term following the Fifth Year, the IRU Fee shall be adjusted on the anniversary of the Effective Date to reflect the Consumer Price Index Increase. If there is no Consumer Price Index Increase (i.e., there is deflation during the relevant period), there shall be no reduction in the IRU Fee from the prior year.

(b) **Schedule.** Commencing on the Effective Date, Operator shall pay the IRU Fee, together with any applicable leasehold excise taxes, to Tacoma Power on a monthly basis in twelve (12) equal instalments in each of the first three (3) years of the Term, and on a quarterly basis in four (4) equal instalments for each year of the Term thereafter. Invoices for any other amounts due to Tacoma Power under this IRU Agreement or the Exhibits (for example, for splicing services performed by Tacoma Power for Operator pursuant to **Exhibit B**) will be sent separately from time to time.

(c) **Due Date.** Unless otherwise specifically stated elsewhere, Operator will tender payment for the IRU Fee in advance on the fifteenth (15th) day of the month for the installment period in which the IRU Fee payment is due. Any other amounts due to Tacoma Power under this IRU Agreement or the Exhibits shall be paid within thirty (30) days of the date that Operator receives the invoice ("**Due Date**").

(d) **Late Payment Fee.** A late payment fee of Ten Percent (10%) per annum shall apply to all undisputed fees received after the Due Date.

(e) **Disputed Billing.** In the event Operator disputes any billing by Tacoma Power, Operator will (a) pay all charges not disputed, and (b) notify Tacoma Power of the dispute in writing, providing the invoice number and an explanation of the issue in dispute, within thirty (30) days of receipt of the disputed invoice. Tacoma Power will

advise Operator of the results of the completed investigation and will make any adjustments mutually agreed to by the Parties. If the Parties are unable to resolve the billing dispute within such 30-day period, the Parties will attempt to resolve the dispute pursuant to Section 24 (Senior Representatives - Dispute Resolution). Payment will not prejudice Operator's right to dispute charges, so long as they are disputed in the manner specified in this Section. If both Parties agree that a disputed amount is a legitimate charge or the charge is determined to be legitimate under Section 24, Operator will pay such amount within ten (10) days of such determination. Pending resolution of the issues(s), Operator's non-payment of the disputed items shall not constitute Default by Operator and shall not entitle Tacoma Power to exercise any rights it may otherwise have to suspend or delay its obligations under this IRU Agreement or pursue any right or remedy it may have under this IRU Agreement, at law or in equity.

(f) **Taxes and Accounting.** Operator shall pay before delinquency all applicable leasehold excise, gross earnings, business and occupation and other applicable Taxes, assessments, licenses and charges on its use and operations of the Tacoma Power Commercial System for which an exemption is not available. If leasehold excise tax is applicable, Operator shall remit the amount of leasehold excise tax then due and owing concurrent with its payment of the IRU Fee to Tacoma Power. Operator is responsible for the payment of all charges and Taxes applicable to the services performed under this IRU Agreement, and Operator agrees to comply with all applicable laws regarding the reporting of income, maintenance of records and all other requirements and obligations imposed pursuant to applicable law. If Tacoma Power is assessed, made liable or responsible in any manner for such charges or Taxes, Operator holds Tacoma Power harmless from such costs, including attorneys' fees.

(g) **Tax Exemption.** When applicable, for any request of exemption from Taxes, Operator will furnish Tacoma Power a valid and properly executed tax exemption/resale certificate(s), including copies of such supporting documentation as may be reasonably requested by Tacoma Power for purposes of compliance with its legal obligations to taxing and regulatory authorities. Tacoma Power will not bill Operator for any Taxes covered by an exemption/resale certificate or any Taxes relating to or arising out of Tacoma Power's indemnification obligations herein.

(h) **Audits.** Operator and Tacoma Power agree to make reasonable efforts to cooperate with each other and coordinate their mutual efforts concerning audits, or other such inquiries, filings, reports, etc., as may relate solely to activities or transactions arising from or under this IRU Agreement, which may be required or initiated by Operator or Tacoma Power as a result of an inquiry or audit from any duly authorized governmental authority relating to Taxes.

6. CONTRACT ADMINISTRATION

(a) **Single Point of Contact.** To facilitate the timely and compliant performance of the obligations in this IRU agreement and Exhibits, the Parties shall each appoint a representative that shall serve as the primary contact person and contract administrator.

(b) **Authorities of the TPU Contract Administrator.** The TPU Contract Administrator shall have the authority to administer this IRU Agreement and Exhibits with respect to the rights, duties and obligations of Tacoma Power, including but not limited to the following:

- (1) Determine the form of certifications and reports required by this IRU Agreement and the Exhibits.
- (2) Investigate Controversies and Defaults, and issue Notices of Default and Compliance Evaluations.
- (3) Accept and review reports and certifications for completeness.
- (4) Schedule and attend status review meetings.
- (5) Order tests and verification procedures to be performed as required by this IRU Agreement.
- (6) Develop and sign off on compliance plans.
- (7) Make determinations to assess or waive liquidated damages.
- (8) Make a determination if a Tacoma Power Force Majeure Event has occurred.

(c) **Annual Report.** Each year on the Annual Reporting Date, Operator shall provide a report to Tacoma Power and the City of Tacoma City Council of its operations, the status of the Tacoma Power Commercial System and the state of the 12 policy goals adopted by the Utility Board and City Council (“**Annual Report**”). The Annual Report shall include, at a minimum, the annual reports and certifications specified by the Exhibits and listed for convenience in the checklist in **Exhibit R**.

(d) **Liquidated Damages.** Unless otherwise specified in this IRU Agreement or Exhibits, Operator shall submit the Annual Report on the Annual Reporting Date. In the event that Operator fails to timely provide the Annual Report required by Section 6(c), Operator shall pay Tacoma Power liquidated damages in the amount of Two Thousand Five Hundred Dollars (\$2500.00) per day until it has provided such Annual Report.

(e) **Status Review Meetings.** In addition to any other obligations to meet set forth in this IRU Agreement, on a periodic basis to be mutually agreed by the Parties, but not less than once annually, Operator and Tacoma Power will meet to review Operator’s operations, the status of the Tacoma Power Commercial System and the state of the commitments to the 12 policy goals adopted by the Tacoma City Council as embodied in various Exhibits to this IRU Agreement.

7. TACOMA POWER UNDERLYING RIGHTS

(a) **Securing Underlying Rights.** Tacoma Power represents that it has secured (or will have secured by the commencement of operations by Operator) with respect to the Tacoma Power Commercial System, all rights, licenses, contracts, permits, authorizations, franchises, rights of way, easements, collocation agreements, leases and other approvals that are necessary for Tacoma Power to obtain, in order to permit Tacoma Power to own and maintain the Tacoma Power Commercial System in accordance with this IRU Agreement and to convey the IRU to Operator to utilize the Tacoma Power Commercial System under this IRU Agreement (the “**Underlying Rights**”).

(b) **Continuing Underlying Rights Obligation.** Tacoma Power will cause the Underlying Rights to remain effective through the Term and will, at its sole cost, exercise any renewal rights thereunder, and acquire any and all extensions, additions or replacements as are necessary to cause the Underlying Rights to continue through the Term.

(c) **Use Restrictions.** It is expressly understood that the Underlying Rights may contain limitations, restrictions or reservations which must be adhered to by Tacoma Power (collectively, “**Use Restrictions**”). Tacoma Power therefore agrees to notify Operator in writing of any Use Restriction that applies to the Tacoma Power Commercial System as soon as practicable once that Use Restriction is applied, expressly specifying the practical ramifications of the Use Restriction, the part of the Tacoma Power Commercial System impacted by the Use Restriction, the name of the third party imposing the Use Restriction and whether Operator will be entitled to attempt to resolve the issue directly with such third party and any other information necessary for a complete assessment of the impact of the Use Restriction, including supporting documentation relating thereto. As of the Effective Date, there are no Use Restrictions.

8. OPERATOR REQUIRED RIGHTS

(a) Except as provided in Section 7, Operator at its sole cost and expense, shall obtain and maintain any and all necessary easements, licenses and building access agreements, as well as all governmental permits, licenses, easements, franchises and approvals that may lawfully be required by federal, state or local law, statute, regulation or ordinance, including a City of Tacoma business license, and shall continuously comply with all such laws, statutes, regulations or ordinances as may now or in the future be applicable to: (1) its operation or use of the Tacoma Power Commercial System; (2) Operator’s connection, installation, maintenance and operation of Tacoma Power Commercial Equipment; and (3) Operator’s other rights and obligations under this Agreement.

9. ACCESS AND USE OF TACOMA POWER COMMERCIAL SYSTEM

(a) **Reserved Capacity.** Notwithstanding anything to the contrary herein, Tacoma Power hereby reserves for its own use the capacity on the Tacoma Power Commercial System defined herein as “Reserved Capacity” until such time as Tacoma Power, in its

sole discretion, determines that the Reserved Capacity is no longer needed as evidenced by a surplus declaration duly authorized by the City, or successor authority. The “**Reserved Capacity**” shall be defined as the optical spectrum wavelengths, bandwidth or future technological capacity that is used for the transmission of meter data directly between Tacoma Power and customers with Stark meters within the Tacoma Power Utility Service Area and shall not include any tangible Tacoma Power Commercial System facilities subject to the IRU.

(b) **Interconnection.** Subject to and in accordance with this IRU Agreement, the Exhibits and the Underlying Rights, Operator may connect, including the right to cross-connect, the Tacoma Power Commercial System to other telecommunications systems or facilities including its own network at any points of Operator’s choosing (if so required by Operator).

(c) **Permitted Use of Tacoma Power Commercial System.** Operator may use the Tacoma Power Commercial System only in accordance with the terms of this IRU Agreement and the Exhibits. Operator shall be responsible for all acts or omissions of any third party using the Tacoma Power Commercial System through Operator, as if such acts or omissions were those of Operator directly.

(d) **Compliance.** The Parties agree to cooperate with and support each other in complying with any requirements applicable to the IRU by any governmental or regulatory agency or authority, or Tacoma Power of an Underlying Right. The Parties agree to execute such further instruments as may be necessary or appropriate to carry out the intent of this IRU Agreement with respect to such compliance.

(e) **No Liens.** Tacoma Power shall not cause or permit the portion of the Tacoma Power Commercial System on any Route(s) or any of Operator’s rights under this IRU Agreement to become subject to any liens. If Tacoma Power breaches its obligations under this Section, it will immediately notify Operator in writing, and Tacoma Power will promptly take all steps needed to cause such lien to be discharged and released of record without cost to Operator. Operator shall not cause or permit any of the Tacoma Power Commercial System under this IRU Agreement to become subject to any liens, security interest or any encumbrance of any kind; provided that, After-Installed Assets may be subject to a lien or other security interest as provided in Section 3(a). If Operator breaches its obligations under this Section, it will immediately notify Tacoma Power in writing, and promptly take all steps needed to cause such lien to be discharged and released of record without cost to Tacoma Power.

10. MAINTENANCE RESPONSIBILITIES

(a) **Safeguarding Tacoma Power’s Use of Critical Utility Fiber.** The Parties agree that Tacoma Power shall have responsibility for Maintenance of Tacoma Power Commercial Fiber on Critical Routes as described in **Exhibit B** hereto.

(b) **Service Level Agreement.** The Parties agree that the Service Level Agreement in **Exhibit C** hereto shall apply to Tacoma Power’s Maintenance obligations.

(c) **Operator Maintenance.** The Parties agree that Operator shall have responsibility for Maintenance of the Tacoma Power Commercial System, as described in **Exhibit D** hereto.

11. ADDITIONAL CONDITIONS RELATED TO USE OF THE TACOMA POWER COMMERCIAL SYSTEM

(a) **Tacoma Power Commercial System Upgrades.** Operator agrees to make Tacoma Power Commercial System upgrades in accordance with the terms of **Exhibit E** hereto.

(b) **Capital Expenditures Commitment.** Operator agrees to make Capital Expenditures to the physical assets of the Tacoma Power Commercial System as specified in **Exhibit F** hereto.

(c) **Equitable Access.** Operator agrees to the equitable access commitments in **Exhibit G** hereto.

(d) **Affordable Access.** Operator agrees to the affordable access commitments in **Exhibit H** hereto.

(e) **Customer Service Commitments.** Operator agrees to the customer service commitments in **Exhibit I** hereto.

(f) **Customer Privacy.** Operator agrees to the customer privacy commitments in **Exhibit J** hereto.

(g) **Net Neutrality.** Operator agrees to the net neutrality commitments in **Exhibit K** hereto.

(h) **Open Access to Telecommunications Assets.** Operator agrees to the open access commitments in **Exhibit L** hereto.

(i) **Economic Development and Educational Opportunities.** Operator agrees to the economic development and educational opportunities commitments in **Exhibit M** hereto.

(j) **Preserve Competition Among Providers.** Operator agrees to certain restrictions on Transfers as more fully detailed in **Exhibit N** hereto.

(k) **Continuity of Services.** The obligations and rights of the Parties with respect to the transition of the Tacoma Power Commercial System upon the termination of this IRU Agreement are contained in **Exhibit O** hereto and Section 21(f) (Survival of Certain Provisions) of this IRU Agreement.

(l) **Labor Relations.** Operator agrees that, pursuant to Section 7 of the National Labor Relations Act (29 U.S.C. § 157), all employees used in the operation of the Tacoma Power Commercial System shall have the right to self-organization, to form,

join, or assist labor organizations, to bargain collectively through representatives of their own choosing and to engage in other concerted activities for the purpose of collective bargaining or other mutual aid and to engage in other activities protected under 29 U.S.C. § 157.

(m) **Intellectual Property.** Tacoma Power grants to Operator a personal, limited, non-transferable, non-exclusive, royalty-free license set forth in **Exhibit P** to use certain “Click!” trademarks for marketing, advertising and branding purposes in connection with its use of the Tacoma Power Commercial System.

12. PERFORMANCE ASSURANCES AND PERFORMANCE GUARANTEE

(a) **Annual Financial Assurances.** Operator shall submit to Tacoma Power, as of the Effective Date, and on an annual basis on the Annual Reporting Date, a report in a form reasonably acceptable to Tacoma Power, demonstrating Operator’s financial health and Operator’s ability to pay the IRU Fee and all other ongoing financial obligations associated with this IRU Agreement. The report shall include the information described in **Exhibit S**.

(b) **Performance Guarantee.** As of the Effective Date, Operator shall cause Mashell, Inc. to deliver a performance guarantee, in the form of **Exhibit T**, unconditionally guaranteeing the timely and full performance of any and all obligations of Operator under this IRU Agreement for the Term.

13. RELOCATION

(a) Tacoma Power will give Operator at least ninety (90) days’ prior written notice (or longer if Tacoma Power becomes aware sooner) of any relocation of any portion of the Tacoma Power Commercial System in the event Tacoma Power becomes aware of the need of such relocation. If Tacoma Power becomes aware of the need of a relocation less than ninety (90) days in advance of the scheduled date for such relocation, then Tacoma Power shall provide Operator with as much advance notice as is reasonably practicable under the circumstances. Operator will cooperate in good faith with Tacoma Power to facilitate such relocation, provided that such relocation is required by a governmental agency or third party acting pursuant to condemnation or similar authority.

(b) Responsibility for performing the relocation and any costs and expenses incurred in connection with any such relocation, shall be borne by the Party that has responsibility for Maintenance as provided in **Exhibits B, C** and **D** hereto.

14. POST-TRANSITION SERVICES

(a) In the event that Operator requires support services (“**Post-Transition Services**”) after the Transfer of Operational Control Date, it shall provide Tacoma Power written notice of the services it requires, and, subject to meeting the conditions in this Section, Operator and Tacoma Power shall within a reasonable time thereafter enter into a services agreement for the Post-Transition Services requested (“**Agreement for Post-Transition Services**”). The Agreement for Post-Transition Services shall be on Tacoma Power’s

standard terms and conditions and will also describe in detail the service, project scope, fees and term for the Post-Transition Services. Tacoma Power's obligation to enter into an Agreement for Post-Transition Services and to provide Post-Transition Services is expressly contingent on Tacoma Power having adequate staffing and resources to provide the Transition Services requested, as determined by Tacoma Power in its sole discretion. Operator agrees to use its reasonable efforts to reduce or eliminate its dependency on the Post-Transition Services as soon as is reasonably practicable. Operator's right to request Post-Transition Services shall expire on the first (1st) anniversary of the Effective Date.

15. REPRESENTATIONS & WARRANTIES OF BOTH PARTIES

(a) **General Warranties.** Each Party, with respect to this IRU Agreement: (i) has taken all corporate and/or governmental action necessary for the authorization, execution and delivery of such agreements and to make such agreements legal, valid and binding; (ii) has no agreement or understanding with any third party that interferes with or will interfere with its performance of the Party's obligations under such agreements; and (iii) is not interfering with any other party's rights or contracts, or violating the terms of any agreements with other parties, by entering into and/or performing under the terms of this IRU Agreement.

(b) **Compliance with Laws.** Each Party's performance under this IRU Agreement shall be in compliance with all applicable federal, state and local laws and government rules and regulations.

(c) **No Default.** Other than the litigation referenced in Section 15(e), there is no action, suit, proceeding, or investigation at law or in equity before or by any court, public board or body pending against or affecting the Party, challenging the validity or enforceability of this IRU Agreement or any other documents relating hereto or the performance of the Party's obligations hereunder.

(d) **Non-Infringement.** Each Party represents, warrants and covenants to the other Party that it shall perform its responsibilities under this IRU Agreement in a manner that does not infringe, or constitute an infringement or misappropriation of, any intellectual property rights of any third party.

(e) **Pending Litigation.** Edward E. (Ted) Coates, et al. v. City of Tacoma (Wa. Sup. Ct, Case No. 17-2-08907); Mitchell Shook v. City of Tacoma (U.S. Dist. Ct, Wa. W. Dist., Case No. 3:19cv05794BHS); Mitchell Shook v. City of Tacoma; Thomas McCarthy and Christopher T. Anderson v. City of Tacoma (Wa. Sup. Ct., Case No 19-2-07135-0).

16. ADDITIONAL REPRESENTATIONS & WARRANTIES OF OPERATOR

Operator hereby represents and warrants to Tacoma Power as follows:

(a) Operator is a limited liability company organized and existing under the laws of the State of Washington, is duly qualified to transact business and is in good standing in the State of Washington;

(b) Prior to the execution and delivery of this IRU Agreement, Operator has had ample opportunity and access to the Tacoma Power Commercial System, Tacoma Power employees and related information, and has fully examined the condition of the Tacoma Power Commercial System; and

(c) Operator has the financial, technical and legal capability to perform its obligations under this IRU Agreement and the Exhibits.

17. NO WARRANTIES AS TO CONDITION OF TACOMA POWER COMMERCIAL SYSTEM

(a) NOTWITHSTANDING ANY EXAMINATION OR INSPECTION MADE BY OPERATOR AND WHETHER OR NOT ANY PATENT OR LATENT DEFECT OR CONDITION WAS REVEALED OR DISCOVERED THEREBY, OPERATOR UNDERSTANDS IT IS OBTAINING USE OF THE TACOMA POWER COMMERCIAL SYSTEM UNDER THIS IRU AGREEMENT “AS IS” IN ITS CONDITION AS OF THE EFFECTIVE DATE. OPERATOR HEREBY WAIVES AND RELEASES ANY CLAIM OR ACTION AGAINST TACOMA POWER IN RESPECT OF OR RELATED TO THE CONDITION OF THE SYSTEM ASSETS, INCLUDING ANY DEFECTS OR ADVERSE CONDITIONS NOT DISCOVERED OR OTHERWISE KNOWN BY OPERATOR AS OF THE EFFECTIVE DATE.

(b) EXCEPT AS SET FORTH IN THIS IRU AGREEMENT, TACOMA POWER MAKES NO WARRANTY TO OPERATOR OR ANY OTHER ENTITY, WHETHER EXPRESS, IMPLIED OR STATUTORY, AS TO THE INSTALLATION, DESCRIPTION, QUALITY, MERCHANTABILITY, USEFUL LIFE, FUTURE ECONOMIC VIABILITY OR FITNESS FOR ANY PARTICULAR PURPOSE OF ANY FIBERS, THE TACOMA POWER COMMERCIAL SYSTEM, OR ANY EQUIPMENT, GOODS, OR SERVICE PROVIDED HEREUNDER OR DESCRIBED HEREIN, OR AS TO ANY OTHER MATTER, ALL OF WHICH WARRANTIES ARE HEREBY EXPRESSLY EXCLUDED AND DISCLAIMED.

(c) Tacoma Power Management has disclosed all known defects to the best of its knowledge. “**Tacoma Power Management**” shall mean and refer to the Tacoma Power Superintendent.

18. INDEMNIFICATION

(a) Operator shall indemnify, defend and hold harmless Tacoma Power, its officials, officers, agents, employees and volunteers, from any and all claims, demands, damages, lawsuits, liabilities, losses, liens, expenses and costs arising out of the subject matter of this IRU Agreement; provided that this provision shall not apply to the extent that damage or injury results from the sole negligence of Tacoma Power, or its officers, agents or employees. This indemnification shall extend to and include attorneys’ fees and the cost of establishing the right of indemnification hereunder in favor of Tacoma Power. This indemnification shall survive the termination of this IRU Agreement.

(b) Operator specifically assumes potential liability for actions brought by its own employees against Tacoma Power and, solely for the purpose of this indemnification and defense, Operator specifically waives any immunity under the state industrial insurance law, Title 51 RCW. OPERATOR RECOGNIZES THAT THIS WAIVER WAS THE SUBJECT OF MUTUAL NEGOTIATION.

19. LIMITATION OF LIABILITY

(a) **DIRECT DAMAGES ONLY.** IN NO EVENT WILL EITHER PARTY BE LIABLE TO THE OTHER PARTY (OR ANY INDIVIDUAL OR ENTITY CLAIMING THROUGH SUCH PARTY) FOR ANY INDIRECT, SPECIAL, INCIDENTAL, PUNITIVE, OR CONSEQUENTIAL DAMAGES OF ANY KIND OR NATURE WHATSOEVER, INCLUDING BUT NOT LIMITED TO ANY LOST PROFITS, LOST REVENUES, LOST SAVINGS, LOSS OF DATA OR HARM TO BUSINESS.

(b) **CAP ON LIABILITY.** IN NO EVENT SHALL TACOMA POWER'S LIABILITY TO OPERATOR FOR THE BREACH OF THIS IRU AGREEMENT OR CLAIMS RELATED TO OR CONNECTED IN ANY WAY WITH THIS IRU AGREEMENT, EXCEED, IN THE AGGREGATE, THE LESSER OF (I) DIRECT DAMAGES; OR (II) THE IRU FEES PAID PRIOR TO THE BREACH OF THIS IRU AGREEMENT.

(c) **NO LIMIT.** IN NO EVENT SHALL THIS SECTION (I) LIMIT ANY INDEMNIFICATION OBLIGATIONS FOR CLAIMS BASED ON DAMAGE CAUSED THROUGH WILLFUL MISCONDUCT OR GROSS NEGLIGENCE OR (II) SERVE AS A LIMITATION ON ANY INSURANCE EITHER PARTY IS REQUIRED UNDER THIS IRU AGREEMENT TO PROVIDE FOR.

20. INSURANCE

Operator will maintain insurance coverages in the amounts and in the manner specified in the City of Tacoma Insurance Requirements. The City of Tacoma Insurance Requirements documents are attached hereto as Exhibit Q.

21. DEFAULT AND TERMINATION

(a) **Communication and Discussion.** The Parties are fully committed to working with each other throughout the Term of this IRU Agreement, and agree to communicate regularly with each other at all times so as to avoid or minimize disputes, differences of opinion or controversies (each a "**Controversy**") arising in connection with this IRU Agreement. The Parties agree to act in good faith to prevent and resolve potential sources of conflict before they escalate into a Controversy and shall attempt to resolve Controversies arising in connection with this IRU Agreement through good faith discussions between the contract administrators of both Parties to arrive at an agreeable resolution. In the event that the contract administrators are unable to resolve a Controversy after at least one discussion and the Controversy is alleged to be a default of an obligation under this IRU Agreement, the Party asserting the default may issue a Notice of Default as provided for in this IRU Agreement.

(b) **Defaults.** If either Party fails to perform an obligation under this IRU Agreement or an Exhibit (“**Default**”), the other Party may consider the non-performing Party to be in Default unless the Default is excused by a Force Majeure Event.

(c) **Notice of Default.** Unless otherwise provided in this IRU Agreement, or an exhibit thereto, the non-defaulting Party may assert a Default claim by giving the defaulting Party a written and detailed notice of default (“**Notice of Default**”). Unless the defaulting party timely submits a written request for dispute resolution pursuant to Section 24 of this IRU Agreement, the defaulting Party will have thirty (30) days after receipt of the Notice of Default to either (i) cure such Default and provide written evidence of such cure; or (ii) submit a proposed compliance plan to correct the Default, if the defaulting Party believes in good faith that it will not be able to cure said Default within such timeframe; provided that, the time period to cure or submit a proposed compliance plan shall be limited to ten (10) days for a Notice of Default alleging a failure to timely provide a report or certification listed on **Exhibit R**. The contents of the compliance plan shall specify the steps that the defaulting Party will take to correct the Default and bring itself into compliance with its obligations and the time period over which the correction will occur. The non-defaulting Party will review the proposed compliance plan and the Parties will work in good faith to mutually agree on its final contents and timeframe for implementation within a further thirty (30) days from receipt by the non-defaulting Party. The non-defaulting Party must act reasonably in determining whether a cure plan is acceptable and must make good faith and collaborative efforts to agree upon a mutually acceptable cure plan. The defaulting Party will begin implementing the cure plan immediately after receipt of notice by the other Party that it approves the cure plan. In the event that the Parties are unable to mutually agree upon a compliance plan, either Party may invoke the dispute resolution procedures in Section 24 of this IRU Agreement.

(d) **Action on Failure to Cure.** Subject to the provisions of Section 24 of this IRU Agreement, upon the failure by the defaulting Party to cure any Default within the time specified in paragraph (c), the non-defaulting Party may, except as may be otherwise provided in this IRU Agreement: (i) assess liquidated damages as provided in this IRU Agreement, (ii) pursue any other remedies it may have under this IRU Agreement, applicable law or in equity relating to such Default; and (iii) suspend or delay performance of its obligations under this IRU Agreement.

(e) **Compensation for Prior Performance.** Notwithstanding the foregoing, no termination of this IRU Agreement shall affect the rights or obligations of any Party hereto with respect to any payment hereunder for performance rendered, refunds, or set-offs accruing or due prior to the effective date of termination.

(f) **Survival of Certain Provisions.** The expiration or termination of this IRU Agreement, including due to non-renewal, will not affect the rights or obligations of either Party hereto with respect to matters or claims arising or accruing prior to or as of expiration of this IRU Agreement, or pursuant to any other provisions of this IRU Agreement that, by their sense and context, are intended to survive the expiration or termination of this IRU Agreement, including but not limited to Indemnification,

Limitation of Liability, Taxes, Confidentiality and Continuity of Service Commitments
(Exhibit O).

(g) **Termination.** In the event that the Parties are unable to resolve a Default pursuant to the provisions of Section 24 and the Default is one for which termination is a remedy under this IRU Agreement, the non-defaulting Party may give notice of its intent to terminate this IRU Agreement upon a date set forth in the notice which date shall be no less than one hundred eighty (180) days following the date of receipt of the notice; provided that:

(1) Tacoma Power, shall prior to giving notice of intent to terminate complete the following process:

(i) The Public Utility Board shall determine if termination of this IRU Agreement is, in the opinion of the Board, warranted. The Public Utility Board may consider such facts and circumstances that are relevant to the Default when determining whether or not to terminate this IRU Agreement.

(ii) If the Public Utility Board determines that termination is warranted, such determination shall not be final until the City Council concurs in the decision of the Public Utility Board. The Parties acknowledge that a decision to terminate this IRU Agreement is not a land use decision subject to appeal pursuant to the Land Use Petition Act (Chapter 36.70C RCW).

(2) Any notice of termination given by Operator shall be signed by its manager.

(h) **Uncured Default.** In the event that any Default remains uncured one hundred eighty (180) days after a Notice of Default has been issued, and the uncured status is not excused as a Force Majeure Event, or because the Parties are engaged in arbitration, dispute resolution, implementation of a compliance plan or other mutually agreed resolution of the Default, the non-defaulting Party shall have the right to give notice to terminate this IRU Agreement pursuant to Section 21(g) of this IRU Agreement.

22. LIQUIDATED DAMAGES

(a) **Liquidated Damages as a Remedy.** The Parties explicitly represent that it will be impractical and/or difficult to ascertain or quantify the amount of damages which may be incurred by Tacoma Power as a result of the failure by Operator to comply, or maintain compliance, with certain provisions of this IRU Agreement or the Exhibits as enumerated therein, and further acknowledge and agree that Tacoma Power will be damaged as a result of such non-compliance. Therefore, Tacoma Power and Operator agree that the liquidated damages set forth in the enumerated provisions of this Agreement and the Exhibits are reasonable estimates of the damages resulting from non-compliance of those provisions of this IRU Agreement or Exhibit.

(b) **Exclusive Remedy.** If a Party exercises its right to impose liquidated damages, such damages shall be the Party's sole and exclusive remedy for recovery of the loss resulting from such non-compliance. Nothing in this subsection is intended to preclude the Party from exercising any other right or remedy with respect to other losses not compensated by liquidated damages.

(c) **Adjustment.** The Parties agree that all liquidated damages specified herein shall be adjusted annually on the anniversary of the Effective Date to reflect the Consumer Price Index Increase. If there is no Consumer Price Index Increase (i.e., there is deflation during the relevant period), there shall be no reduction in the liquidated damages from the prior year.

(d) **Assessment of Liquidated Damages.** The Parties agree that liquidated damages may be assessed as a remedy only in the event that the Party in Default has failed to cure in conformance with Section 21(c) of this IRU Agreement or the Parties have been unable to resolve the Default pursuant to the dispute resolution provisions of Section 24 of this IRU Agreement. In the event that liquidated damages are assessed as a remedy under this IRU Agreement against a defaulting Party in connection with a Default pursuant to this IRU Agreement, the non-defaulting Party shall send the defaulting Party an invoice specifying the amounts assessed and the time period subject to assessment of liquidated damages, which may not include any period prior to delivery of the Notice of Default that is the subject of assessment of liquidated damages

23. **SPECIFIC PERFORMANCE**

In recognition that the IRU cannot be readily obtained in the open market, and a suitable Successor Operator may not be readily available, and therefore, that the Parties will be irreparably injured if this IRU Agreement cannot be specifically enforced, each Party shall be entitled, in addition to bringing suit at law or equity for monetary or other damages, to obtain specific performance to order implementation of the IRU contemplated by this IRU Agreement. In any action to enforce the provisions of this IRU Agreement, the Parties both hereby irrevocably and forever waive the defense that there is an adequate remedy at law and hereby irrevocably agree that the other Party shall have the right to obtain specific performance of the obligations contemplated by this IRU Agreement.

24. **DISPUTE RESOLUTION**

In the event that a Party has issued a Notice of Default and the defaulting Party disputes that it is in Default, such defaulting Party shall, within ten calendar days of receipt of said notice, submit to the other Party a written request for dispute resolution. Upon receipt of a timely request for dispute resolution, the cure period in the Notice of Default is tolled. Each Party shall designate a senior representative ("**Senior Representative**") and the Senior Representatives for the Parties shall meet as soon as conveniently possible, but in no case later than thirty (30) days after such a request is made, to attempt to resolve the Controversy. Prior to any meetings between the Senior Representatives, the Parties will exchange relevant information that will assist the Parties in resolving the dispute. If the

dispute cannot be resolved through dispute resolution within a reasonable time, not to exceed thirty (30) days, then the Parties shall be free to, (i) assess liquidated damages as provided in this IRU Agreement, (ii) pursue any other remedies it may have under this IRU Agreement, applicable law or in equity relating to such Default; and (iii) suspend or delay performance of its obligations under this IRU Agreement.

25. GOVERNING LAWS

Any action related to this IRU Agreement shall be governed the laws of the State of Washington (except that body of law controlling conflict of laws) and the United Nations Convention on the International Sale of Goods will not apply. Any suit or proceeding arising out of or relating to this IRU Agreement will be brought in the applicable federal or state court located in Pierce County, Washington, and each Party irrevocably submits to the jurisdiction and venue of such courts.

26. RELATIONSHIP OF THE PARTIES

The relationship between the Parties will not be that of partners, agents or joint venture parties for one another, and nothing contained in this IRU Agreement will be deemed to constitute a partnership or agency agreement between them for any purposes, including, but not limited to, tax purposes. No employment relationship is created by this Agreement. Neither Party will make any commitment, by contract or otherwise, binding upon the other or represent that it has any authority to do so. In performing any of their obligations hereunder, each Party will be an independent contractor or independent Party and shall use its discretion in discharging its contractual obligations at its own risk.

27. NOTICES

Except for routine operational communications (which may be delivered personally or by mail or transmitted by electronic mail), all notices and invoices required hereunder shall be in writing and shall be considered properly delivered when personally delivered, or on the third day following mailing, postage prepaid, certified mail, return receipt requested to the Parties at the following addresses:

Tacoma Power:

Tacoma Public Utilities
3628 South 35th Street
Tacoma, WA 98409
Telephone: (253) 502 8600

Attention: TPU Contract Administrator

With a copy to:

City of Tacoma
747 Market Street

Tacoma, WA 98402
Telephone: (253) 591-5000

Attention: City Attorney

Operator:

Rainier Connect North, LLC
P.O. Box 639
104 Washington Ave. N.
Eatonville, WA 98329
Attn: Manager (for all communications except invoices)
Attn: Accounts Payable (for invoices)

With a copy to:

Richard A. Finnigan
2112 Black Lake Blvd. SW
Olympia, WA 98512

Either Party may change the address to which notices shall be sent by notice to the other Party by providing thirty (30) days' written notice of the change of address.

28. NO WAIVER

No failure, forbearance, neglect or delay by a Party in regard to enforcing this IRU Agreement or exercising any rights contained in this IRU Agreement, in whole or in part, will affect or limit such Party's right to strictly enforce same, and no such failure, forbearance, neglect or delay will constitute or be implied as a waiver of any right to enforce same in the future.

29. ASSIGNMENTS & TRANSFERS

(a) In addition to the limitations on its transfer and assignment rights set forth in **Exhibit N**, Operator will not mortgage, pledge, hypothecate, grant a security interest in or deed of trust or charge of any kind upon, its interest under this IRU Agreement or the Tacoma Power Commercial System, or, except as provided in Section 3(a), any portion thereof including After-Installed Assets, without the prior written consent of Tacoma Power.

(b) Nothing in this Agreement will in any manner prohibit Tacoma Power from (i) selling, assigning, transferring or conveying (including as security) all or any part of its interest in the Tacoma Power Commercial System, or (ii) selling, assigning, transferring or conveying this IRU Agreement. In the event Tacoma Power sells, assigns, transfers or conveys its entire ownership in the Tacoma Power Commercial System, Tacoma Power will be relieved of and released from all further obligations under this IRU Agreement

other than pending claims not assumed by the successor; provided that this IRU Agreement shall be binding upon such successor.

(c) The covenants, conditions and agreements contained in this IRU Agreement will inure to the benefit of and be binding upon Tacoma Power and its successors and assigns, and will be binding upon Operator, its successors and assigns, and inure to the benefit of Operator, and only such assigns of Operator to whom the assignment by Operator has been consented to by Tacoma Power as provided in this Section and **Exhibit N**.

30. SUBCONTRACTING

(a) Any delegation or subcontracting by Tacoma Power will not operate to relieve Tacoma Power of its responsibilities and obligations under this IRU Agreement.

(b) Any delegation or subcontracting by Operator will not operate to relieve Operator of its responsibilities and obligations under this IRU Agreement.

31. FORCE MAJEURE EVENT

(a) **Performance Excused by Force Majeure Event.** Neither Party will be deemed in violation of any provision of this IRU Agreement if it is prevented from performing any of the obligations under this IRU Agreement (excluding payment obligations) in whole or in part by reason of any event or circumstance, or combination of events or circumstances, arising after the Effective Date and beyond the reasonable control of, and not the result of the negligent or intentional actions or omissions of, or caused by, the Party that seeks to excuse, in whole or in part, that Party's performance of this IRU Agreement and its obligations hereunder, and that is unavoidable or could not be prevented or overcome by the reasonable efforts and due diligence, (a "**Force Majeure Event**"). In such event, subject to Section 30(b), the non-performing Party shall be excused from further performance of the obligation(s) so affected for as long as such circumstances prevail and such Party continues to use reasonable efforts to recommence performance whenever and to whatever extent possible without delay. In the event of a Force Majeure Event, unless otherwise specified in an applicable Exhibit, the non-performing Party's performance obligation shall be extended on a day by day basis. Events that may give rise to a Force Majeure Event may include acts of God, natural disasters, extreme weather and storms, lightning, floods, fires, earthquakes or other natural occurrences; civil disturbances; strikes or other labor unrest (unless they only concern the Party claiming Force Majeure); catastrophic power failures; terrorist activity, riots, war, nuclear or other civil or military emergencies; acts of legislative, judicial, executive or administrative authorities; or any other circumstances that are not within the reasonable control of, or the result of the negligence of, the claiming Party, and which, by the exercise of due diligence, the claiming Party is unable to overcome or avoid or cause to be avoided. A Force Majeure Event shall not, however, include actions of a government authority with respect to a Party's compliance with applicable laws, franchises, authorizations or permits; any failure by a Party to obtain or maintain any franchise, authorization or permit it is required to obtain or maintain; and any act, omission, delay, default or failure (financial or otherwise) of a subcontractor to a Party.

(b) **Notification.** In the event of a Force Majeure Event, the Party who first becomes aware of the event shall promptly give written notice to the other Party of such event. When either Party becomes aware of the end of the Force Majeure event, it shall give prompt written notice to the other Party.

32. CONFIDENTIALITY

(a) **Definition.** “**Confidential Information**” means information concerning a Party’s (or its Affiliates’) products, plans, methods, processes, business opportunities, vendors, customers, finances, personnel and other information related to the business of such Party and the terms of this IRU Agreement. “Confidential Information” does not include any information which: (a) the receiving Party rightfully knew before the disclosing Party disclosed it to the receiving Party; (b) has become publicly known through no wrongful act of the receiving Party; or (c) the receiving Party developed independently and without the use of any Confidential Information, as evidenced by appropriate documentation.

(b) **Nondisclosure.** All Confidential Information remains the property of the disclosing Party, and no license or other right in any Confidential Information is granted hereby. The receiving Party shall not disclose any Confidential Information to any third party or otherwise, and shall take all reasonable precautions to prevent its unauthorized dissemination, both during and after the Term of this IRU Agreement. The receiving Party shall limit its internal distribution of Confidential Information to its employees and agents who have a need to know, and shall take steps to ensure that dissemination is so limited. The receiving Party shall not use any Confidential Information for its own benefit or for the benefit of anyone other than the disclosing Party. Upon disclosing Party’s written request, the receiving Party shall return to the disclosing Party all Confidential Information in the receiving Party’s custody or control. All information disclosing Party provides is provided “AS IS” and without any warranty, express, implied or otherwise, regarding its accuracy or performance.

(c) **Confidential or Proprietary Records Must be Marked.** If Operator provides Tacoma Power with records that Operator considers confidential or proprietary, Operator must mark all applicable pages of said record(s) as “Confidential” or “Proprietary.” If Operator fails to so mark record(s), then (1) Tacoma Power, upon request, may release said record(s) without the need to satisfy the notice requirements above; and (2) Operator expressly waives its right to allege any kind of civil action or claim against Tacoma Power pertaining to the release of said record(s).

(d) **Public Disclosure.** This IRU Agreement and documents provided to Tacoma Power by Operator hereunder are deemed public records subject to disclosure under the Washington State Public Records Act, Chapter 42.56 RCW (“**Public Records Act**”). Thus, Tacoma Power may be required, upon request, to disclose this IRU Agreement and documents related to it unless an exemption under the Public Records Act or other laws applies. In the event Tacoma Power receives a request for such disclosure, determines in its legal judgment that no applicable exemption to disclosure applies, and Operator has complied with the requirements herein to mark all content considered to be confidential or proprietary, Tacoma Power agrees to provide Operator ten (10) days’ written notice of

impending release. Should legal action thereafter be initiated by Operator to enjoin or otherwise prevent such release, all expense of any such litigation shall be borne by Operator, including any damages, attorneys' fees or costs awarded by reason of having opposed disclosure. Tacoma Power shall not be liable for any release where notice was provided and Operator took no action to oppose the release of information. Notice of any proposed release of information pursuant to Chapter 42.56 RCW, shall be provided to Operator according to the "Notices" provision herein.

33. NO PUBLICITY

Except as specifically authorized in **Exhibit P** of this IRU Agreement, neither Party will issue any press releases or announcements, or any marketing, advertising or other promotional materials, related to this IRU Agreement or referencing or implying the other Party or its trade names, trademarks or service marks, without the prior written approval of the other Party.

34. TIME IS OF THE ESSENCE

TIME IS OF THE ESSENCE IN THIS AGREEMENT AND EACH PROVISION HEREOF IN WHICH TIME OF PERFORMANCE IS ESTABLISHED.

35. NO THIRD PARTY BENEFICIARIES

Each of Tacoma Power and Operator agrees that (a) their respective representations, warranties, covenants and agreements set forth herein are solely for the benefit of the other Party hereto, in accordance with and subject to the terms of this Agreement, and (b) this Agreement is not intended to, and does not, confer upon any Person other than the Parties hereto any rights or remedies hereunder, including the right to rely upon the representations and warranties set forth herein.

36. EXHIBITS

The Exhibits listed below are hereby incorporated into this IRU Agreement and made a part hereof. In interpreting this IRU Agreement and resolving any ambiguities, the language in the Exhibits takes precedence over language in this IRU Agreement.

Exhibit A – Tacoma Power Commercial System

Exhibit A1 – Service Areas Map

Exhibit A2 – System Assets

Exhibit A2.1 Fiber Schedule

Exhibit A2.2 Node Maps

Exhibit A2.3 Equipment Shown in Node Maps (BOM)

- Exhibit A2.4 Equipment in Hub Sites
- Exhibit A3 – Hub Sites License
 - Exhibit A3.1 Hub Site Drawings
 - Exhibit A3.2 Ancillary Systems
- Exhibit A4 – Conduit Space License
 - Exhibit A4.1 – Excluded Conduit (Downtown)
 - Exhibit A4.2 – Excluded Conduit (South)
- Exhibit A5 – IP Acceptable Use Policy
- Exhibit A6 – Headend License
 - Exhibit A6.1 Headend Site Drawing
 - Exhibit A6.2 Headend Equipment
- Exhibit A7 – Installed Customer Premises Equipment
- Exhibit B – Safeguarding Tacoma Power’s Use of the Fiber System
 - Exhibit B1 Critical Routes
 - Exhibit B2 Non-Critical Routes
- Exhibit C – Service Level Agreement
- Exhibit D – Access to and Maintenance of Tacoma Power Commercial System by Operator
 - Exhibit D1 – Access Process
 - Exhibit D1.1 – Pole Attachment Request Form
- Exhibit E – Tacoma Power Commercial System Upgrades
- Exhibit F – Capital Expenditures Commitment
- Exhibit G – Equitable Access
- Exhibit H – Affordable Access to Telecommunications Services
- Exhibit I – Customer Service Commitments
- Exhibit J – Customer Privacy

Exhibit J1 – Council Resolution Regarding Customer Privacy

Exhibit K – Net Neutrality

Exhibit L – Open Access to Telecommunications Assets

Exhibit M – Economic Development and Educational Opportunities

Exhibit N – Preserve Competition Among Providers

Exhibit O – Continuity of Services Commitment

Exhibit P – Trademark License

Exhibit P1- Marks

Exhibit P2 – Guidelines

Exhibit Q – City of Tacoma Insurance Requirements

Exhibit R – Checklist of Report and Certification Requirements

Exhibit S – Annual Financial Report

Exhibit T – Form of Guarantee

37. NO GRATUITIES

Tacoma Power shall not offer or give any Operator employee or agent any gratuity, payment or other personal benefit or inducement with a view toward securing business from Operator or influencing the terms, conditions or performance of this IRU Agreement or any statement of work or purchase order.

38. FURTHER ASSURANCES

In connection with this IRU Agreement and the transactions contemplated hereby, each Party will execute and deliver any additional documents and instruments and perform any additional acts that may be commercially reasonable, necessary or appropriate, or reasonably requested by the other Party, to effectuate and perform the Parties' obligations under this IRU Agreement and the transactions contemplated hereby.

39. RECORDS RETENTION

Operator shall establish and maintain records in accordance with requirements prescribed by Tacoma Power, with respect to all matters related to the performance of this IRU Agreement. Except as otherwise authorized by Tacoma Power, Operator shall retain such records in perpetuity.

40. NON-DISCRIMINATION

Operator agrees to take all steps necessary to comply with all federal, state and Tacoma City laws and policies regarding non-discrimination and equal employment opportunities. Operator shall not discriminate in any employment action because of race, religion, creed, color, national origin or ancestry, sex, gender identity, sexual orientation, age, marital status, familial status, veteran or military status, the presence of any sensory, mental or physical disability or the use of a trained dog guide or service animal by a disabled person. In the event of non-compliance by Operator with any of the non-discrimination provisions of this IRU Agreement, Tacoma Power shall be deemed to have cause to terminate this IRU Agreement, in whole or in part.

41. CONFLICT OF INTEREST

No officer, employee or agent of Tacoma Power, nor any member of the immediate family of any such officer, employee or agent as defined by City ordinance, shall have any personal financial interest, direct or indirect, in this IRU Agreement, either in fact or in appearance. Operator shall comply with all federal, state and City conflict of interest laws, statutes and regulations. Operator represents that it presently has no interest and shall not acquire any interest, direct or indirect, in the program to which this IRU Agreement pertains which would conflict in any manner or degree with the performance of Operator's services and obligations hereunder. Operator further covenants that, in performance of this IRU Agreement, no person having any such interest shall be employed. Operator also agrees that its violation of the City's Code of Ethics contained in Chapter 1.46 of the Tacoma Municipal Code shall constitute a breach of this IRU Agreement subjecting this IRU Agreement to termination.

42. ENTIRE AGREEMENT

This IRU Agreement, including the Exhibits hereto, contains all the terms, conditions and obligations of the Parties with respect to the grant of the IRU and related matters contemplated in this IRU Agreement, and supersedes any and all other agreements and representations whether oral or in writing relative to the subject matter of this IRU Agreement, including but not limited to the Letter of Intent that was executed on April 2, 2019 by and between Tacoma Power and Mashell Telecom Inc.

43. INTERPRETATION

Both Parties acknowledge that they have each been represented by counsel and this IRU Agreement and every provision hereof has been freely and fairly negotiated. All provisions of this IRU Agreement will be interpreted according to their fair meaning and will not be strictly construed against any Party.

44. MISCELLANEOUS

(a) Except as otherwise expressly provided, the rights and remedies set forth in this IRU Agreement are in addition to, and cumulative of, all other rights and remedies at law or equity.

(b) The headings in this IRU Agreement are strictly for convenience and do not amplify or limit any of the terms, provisions or conditions hereof.

(c) In the event any provision of this IRU Agreement is held invalid, illegal or unenforceable, in whole or in part, neither the validity of the remaining part of such provision nor the validity of the remaining provisions of this IRU Agreement will be in any way affected. The Parties will cooperate in trying to replace the invalid, illegal or unenforceable provision with a valid provision that attempts to achieve the same result.

(d) This IRU Agreement may be amended only by a written instrument executed by the Parties.

(e) This IRU Agreement may be executed in multiple counterparts, all of which taken together constitute one and the same instrument.

[SIGNATURE PAGES TO FOLLOW]

IN WITNESS WHEREOF, each Party has caused this IRU Agreement to be executed by its duly authorized representative as of the date indicated below, and effective as of the Effective Date.

**CITY OF TACOMA, DEPARTMENT
OF PUBLIC UTILITIES, LIGHT
DIVISION,**

d/b/a Tacoma Power

By: _____
Name: _____
Title: _____
Date: _____

RAINIER CONNECT NORTH, LLC

By: _____
Name: _____
Title: _____
Date: _____

DRAFT

EXHIBIT A

SYSTEM

SERVICE AREAS MAP (Exhibit A1), SYSTEM ASSETS (Exhibit A2), HUB SITES LICENSE (Exhibit A3), CONDUIT SPACE LICENSE (Exhibit A4), IP ACCEPTABLE USE POLICY (Exhibit A5), HEADEND LICENSE (Exhibit A6), AND CUSTOMER PREMISES EQUIPMENT (Exhibit A7)

DRAFT

EXHIBIT A1

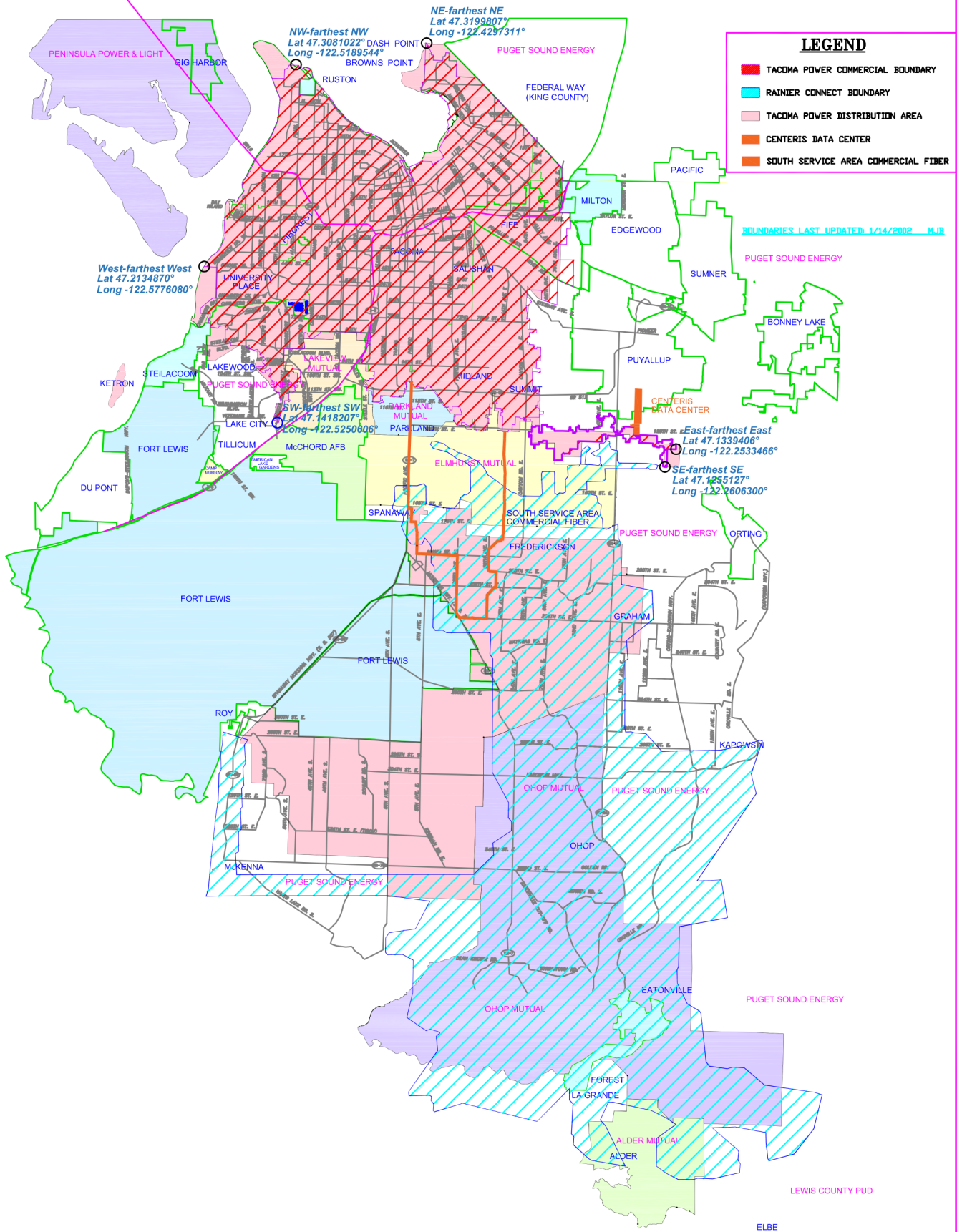
SERVICE AREAS AS OF EFFECTIVE DATE

Tacoma Power Commercial Service Area, Tacoma Power Utility Service Area, and Operator Service Area as of the Effective Date are each depicted in **Exhibit A1**.

Tacoma Power Commercial Service Area in the City of Puyallup is limited to the transiting fiber route to the Centeris Data Center and does not include any retail service area. Tacoma Power Commercial Service Area in Pierce County (Loveland) is limited to the transiting fiber route to interconnect with Wave and Operator and does not include any retail service area.

DRAFT

COMMERCIAL SERVICE AREA MAP



LEGEND

- ▨ TACOMA POWER COMMERCIAL BOUNDARY
- ▨ RAINIER CONNECT BOUNDARY
- ▨ TACOMA POWER DISTRIBUTION AREA
- ▨ CENTERIS DATA CENTER
- ▨ SOUTH SERVICE AREA COMMERCIAL FIBER

BOUNDARIES LAST UPDATED: 1/14/2002 HJB

EXHIBIT A2

TACOMA POWER COMMERCIAL SYSTEM ASSETS INCLUDED IN IRU AS OF EFFECTIVE DATE

Tacoma Power Commercial Fiber

The fiber counts in the various segments that comprise the Tacoma Power Commercial Fiber are identified in **Exhibit A2.1**.

The Tacoma Power Commercial Fiber is as shown in **Exhibit A2.2**.

Tacoma Power Commercial Coax

The Tacoma Power Commercial Coax is as shown in **Exhibit A2.2**.

Tacoma Power Commercial Equipment in Rights of Way

The Tacoma Power Commercial Equipment in Rights-of-Way and associated with Tacoma Power Commercial Fiber and Tacoma Power Commercial Coax is shown in **Exhibit A2.2** and listed by node in **Exhibit A2.3**.

Tacoma Power Commercial Equipment at Hub Sites

Tacoma Power Commercial Equipment at Hub Sites is listed in **Exhibit A2.4**.

EXHIBIT A2.1

TACOMA POWER COMMERCIAL FIBER COUNTS

DRAFT

EXHIBIT A2.2

NODE MAPS

DRAFT

EXHIBIT A2.3

SYSTEM EQUIPMENT (BOM)

DRAFT

EXHIBIT A2.4

HUB SITE EQUIPMENT

DRAFT

EXHIBIT A3

HUB SITES LICENSE

Section 1: Locations subject to License:

SW Hub – 4102 South 74th Street, Tacoma WA 98409

4,446 Sq. Ft fenced area.
800 Sq. Ft building with HVAC system and generator backup power.

SE Hub – 6301 East “N” Street, Tacoma WA 98404

2,783 Sq. Ft fenced area.
800 Sq. Ft building with HVAC system and generator backup power.

NW Hub – 2402 Pearl Street, Tacoma WA 98406

13,363 Sq. Ft fenced area.
800 Sq. Ft building with HVAC system and generator backup power.

NE Hub – 2431 Alexander Ave E., Fife WA 98424

2,175 Sq. Ft fenced area.
800 Sq. Ft building with HVAC system and generator backup power.

DTS Hub – 2422 Commerce Street, Tacoma WA 98402

15,912 Sq. Ft fenced area.
1080 Sq. Ft building with HVAC system and generator backup power.

DTN Hub – 1111 South Altheimer & S. Tacoma Way, 98405

7,024 Sq. Ft fenced area.
882 Sq. Ft building with HVAC system and generator backup power.

Section 2: Access and Permitted Use

(a) Operator shall have independent, 24-hour access from the nearest public right-of-way over Tacoma Power’s real property to each of the six secured Hub Site locations and buildings listed in Section 1 above. The Hub Site locations are located adjacent to Tacoma Power’s substations and can be entered through a locked gate without entering the substations. The Hub Site buildings are accessed through a locked card key access door. Operator employees and contractors will need authorization from Tacoma Power to obtain card keys for access.

(b) Operator may use parking within the fenced area of a Hub Site location if it is available. Operator may also use off-street parking on Tacoma Power real property immediately outside the fenced area if available to temporarily park vehicles when accessing the Hub Site locations.

(c) Operator shall use the Hub Sites solely for the purpose of maintaining and utilizing existing Tacoma Power Commercial Fiber, Tacoma Power Commercial Coax, and Tacoma Power Commercial Equipment and other personal property made available to Operator, for the installation, maintenance and use of After-Installed Assets pursuant to the terms of this Exhibit and the IRU Agreement, and to fulfil its maintenance obligations under Section 3 below. These Hub Sites shall not be used for storage of materials or tools or decommissioned or failed equipment or for co-location of third-party equipment.

(d) Operator shall have use of all existing racks in the Hub Site, other than those reserved for the City of Tacoma Institutional Network and Tacoma Power. Racks reserved for City of Tacoma Institutional Network and for Tacoma Power, as well as the numbered racks available for Operator's use, are identified for each Hub Site on **Exhibit A3.1**. Operator may add racks within each of the Hub Sites in the open areas shown in **Exhibit A3.1**. Each Party shall have joint use of the Hub Sites and shall use appropriate lockable racks for housing of equipment it uses or install a secure cage. In either event, each Party shall be responsible for the security of the equipment it uses only.

(e) Operator shall not interfere, or allow the operation of Tacoma Power Commercial Equipment it uses to interfere, with Tacoma Power or any other occupants of the Hub Sites.

Section 3: Maintenance Responsibilities

(a) Tacoma Power shall be responsible for maintaining, at its cost, the Hub Site exterior fence, the grounds of the fenced area, the structural elements of the buildings, and the exterior and roof of buildings as well as the electrical and any plumbing systems serving the building, the secured access system, security cameras and door and fire alarms which are monitored by Tacoma Power's contract security team.

(b) Operator shall not make physical alterations to the structural elements of the fences or buildings or alter the external paint color scheme without the prior written consent from Tacoma Power.

(c) Operator shall be responsible for maintaining according to manufacturers' specifications, and replacing, at its cost, the following ancillary systems and equipment at the Hub Sites:

(i) HVAC sufficient to maintain an ambient temperature of 65° F and relative noncondensing humidity. Operator's maintenance will include recorded periodic HVAC inspection, filter replacement, equipment repair or replacement as needed.

(ii) Fire suppression system, either sprinkler system or other system that conforms to local, state, and federal laws and regulations.

(iii) Backup batteries, power supplies, or emergency generation to support all users of the Hub Site, including Tacoma Power and the City of Tacoma Institutional Network. Operator will be responsible for ongoing fueling, operations, maintenance, monitoring, repair, and replacement of this equipment. If Operator needs to perform upgrades to back up power equipment outside of any Hub Site building requiring more space than currently utilized within the Hub Site location, it will notify Tacoma Power. The Parties

will work together to accommodate a solution that is both secure and accessible to Operator.

Exhibit A3.2 lists the existing ancillary systems and equipment at the Hub Sites.

(a) Operator shall be responsible for general maintenance within the Hub Site buildings including lighting and bulb replacement, janitorial services, waste removal and sweeping, mopping, and polishing of floors to maintain cleanliness. Operator shall further be responsible for replacing or repairing, to the reasonable satisfaction of Tacoma Power, any damage caused to the Hub Sites arising from the activities of Operator.

Section 4: Commercial Power

(a) The Hub Sites have the power feeds depicted in **Exhibit A3.1**.

(b) Operator shall be responsible for the cost of commercial power for the Hub Site buildings and equipment pursuant to a separate power service contract with Tacoma Power. If Operator needs additional power or any changes to existing power feeds at any Hub Site, such requests shall be made pursuant to that separate power service contract.

Section 5: Term.

This license is coterminous with the IRU Agreement. Upon the termination of the license, any and all improvements made by Operator (including any replacements of ancillary systems and equipment) shall become the property of Tacoma Power.

Section 6: Defaults. Failure to comply with this Exhibit A3 is a Default.

EXHIBIT A3.1
HUB SITE DRAWINGS

DRAFT

EXHIBIT A3.2

HUB SITE ANCILLARY SYSTEMS

DRAFT

EXHIBIT A4
CONDUIT SPACE LICENSE

Capitalized terms used herein but not defined shall have the meanings assigned to them in the IRU Agreement.

BACKGROUND

- A. Tacoma Power is the owner of existing conduit located on real property and within public rights-of-way which is occupied in whole or in part by the Tacoma Power Commercial System or which is unoccupied but located within the Tacoma Power Commercial Service Area, all as depicted in Exhibit A2.2 to the IRU Agreement (“Conduit System”).
- B. Pursuant to the IRU Agreement, Operator has been granted an IRU in those portions of the Conduit System that are specified in the definitions of Tacoma Power Commercial Coax and the Tacoma Power Commercial Fiber.
- C. In connection with the grant of the IRU described in the IRU Agreement, Tacoma Power is willing to provide Operator with a non-exclusive license to occupy and use the unoccupied space in the portions of the Conduit System on Critical Routes, except for those portions of the Conduit System described in **Exhibits A4.1** and **A4.2** hereto (“Excluded Conduit”) for the purposes described hereinbelow (“Licensed Conduit Space”).

ARTICLE 1

LICENSE

1.1 Tacoma Power grants Operator a non-exclusive license (“License”) to occupy and make use of the Licensed Conduit Space in order to install After-Installed Assets and otherwise to fulfill its obligations set forth in the IRU Agreement. A separate license shall be required for Operator to occupy or use the Licensed Conduit Space for any purpose not specifically contemplated by this License or the IRU Agreement.

1.2 It is understood and agreed that Tacoma Power shall maintain legal title to the Conduit System, subject to the License granted herein in the Licensed Conduit Space, and the terms of the IRU Agreement. This License is not intended to nor shall it be interpreted to create or vest in Operator any leasehold, easement, or any other property rights or interests in the Licensed Conduit Space, the Conduit System, or any part thereof.

ARTICLE 2

TERM

2.1 This License is coterminous with the IRU Agreement. Upon the termination of this License, all rights of Operator to use the Licensed Conduit Space, or any part thereof, shall cease except to the extent allowed during the Post-Termination Period pursuant to the Continuity of Services Commitments in Exhibit O to the IRU Agreement.

ARTICLE 3

LICENSED CONDUIT SPACE ACCESS AND USE

3.1 Access to Licensed Conduit Space for installation and maintenance of any After-Installed Assets placed in Licensed Conduit Space is governed by the terms and conditions set forth in Exhibits B, C and D of the IRU Agreement.

3.2 Operator agrees to use the Licensed Conduit Space only in a manner consistent with the Underlying Rights and Use Restrictions, and that its rights shall in all respects be subject to the terms and conditions of the Underlying Rights and Use Restrictions. Operator agrees not to cause or allow to be caused any default under the Underlying Rights or Use Restrictions.

3.3 Operator shall not use the Licensed Conduit Space in a way that interferes in any way with or adversely affects the use of the fibers or cable of any other person using the Conduit System. Operator acknowledges that the Conduit System includes or will include other participants, including Tacoma Power and other owners and users of telecommunication systems.

3.4 Operator shall be responsible for the proper design of its cable and other equipment that occupies the Licensed Conduit Space.

3.5 Except as provided in Section 7 of the IRU Agreement, Operator at its sole cost and expense, shall obtain and maintain any and all necessary easements, licenses, and building access agreements, as well as all governmental permits, licenses, easements, franchises and approvals that may lawfully be required by federal, state or local law, statute, regulation or ordinance and shall continuously comply with all such laws, statutes, regulations, or ordinances as may now or in the future be applicable to (1) its use of the Licensed Conduit Space; and (2) Operator's other rights and obligations under this License.

3.6 Tacoma Power's right to relocate all or any portion of the Conduit System, or any of the facilities used or required in providing Operator with this License, shall be governed by Section 13 of the IRU Agreement.

ARTICLE 4

LICENSED CONDUIT SPACE

4.1 Operator may not transfer or assign all or any part of its interest in this License or in the Licensed Conduit Space, in whole or in part, except in connection with the transfer or assignment of the IRU Agreement and subject to the requirements of Section 29 of the IRU Agreement.

ARTICLE 5

DEFAULTS

5.1 Failure to comply with this Exhibit A4 is a Default.

ARTICLE 6

NO WARRANTIES

6.1 NOTWITHSTANDING ANY EXAMINATION OR INSPECTION MADE BY OPERATOR AND WHETHER OR NOT ANY PATENT OR LATENT DEFECT OR CONDITION WAS REVEALED OR DISCOVERED THEREBY, OPERATOR UNDERSTANDS IT IS OBTAINING USE OF THE LICENSED CONDUIT SPACE UNDER THIS LICENSE "AS IS" IN ITS CONDITION AS OF THE EFFECTIVE DATE. OPERATOR HEREBY WAIVES AND RELEASES ANY CLAIM OR ACTION AGAINST TACOMA POWER IN RESPECT OF OR RELATED TO THE CONDITION OF THE CONDUIT SYSTEM, INCLUDING ANY DEFECTS OR ADVERSE CONDITIONS NOT DISCOVERED OR OTHERWISE KNOWN BY OPERATOR AS OF THE EFFECTIVE DATE.

6.2 TACOMA POWER MAKES NO WARRANTY TO OPERATOR OR ANY OTHER ENTITY, WHETHER EXPRESS, IMPLIED, OR STATUTORY, AS TO THE INSTALLATION, DESCRIPTION, QUALITY, MERCHANTABILITY, USEFUL LIFE, FUTURE ECONOMIC VIABILITY, OR FITNESS FOR ANY PARTICULAR PURPOSE OF ANY LICENSED CONDUIT SPACE, OR AS TO ANY OTHER MATTER, ALL OF WHICH WARRANTIES ARE HEREBY EXPRESSLY EXCLUDED AND DISCLAIMED.

EXHIBIT A4.1
EXCLUDED CONDUIT (DOWNTOWN)

Conduit housing Tacoma Power Commercial Fiber in the downtown corridor which is accessed via energized vaults as shown in Exhibit A4.1.

DRAFT

EXHIBIT A4.1

EXCLUDED CONDUIT (SOUTH)

Innerduct and conduit in the Pacific fiber link portion of the Loveland (South) route as shown in Exhibit A4.2.

DRAFT

EXHIBIT A5 IP ACCEPTABLE USE POLICY

Prohibited End User Activity

Operator will use commercially reasonable efforts to create, maintain, publish and enforce a Customer Acceptable Use Policy for any of its customers who are permitted to use the IP addresses. Operator's Customer Acceptable Use Policy will require (i) end users connect systems to the Tacoma Power Commercial Network are free from viruses and other malware, (ii) end users will not use the assigned IP addresses to send unsolicited bulk or commercial messages, (iii) end users do not engage in activity that will improperly restrict or inhibit any other end user's normal use of the services, (iv) end users do not resell, share, or otherwise distribute the service or any portion thereof to any third party outside the physical location where the service is provided, (v) end users do not provide Internet access to others through a dial up connection, hosting of shell accounts over the Internet, distribution through wireless services, providing e-mail or news services, or news feeds, (vi) end users do not run programs or servers, which provide network services to others via the Tacoma Power Commercial Network, and (vii) end users do not host multi-user interactive services such as Web Hosting, E-mail hosting, or game servers or forums, etc.

Prohibited Use or Inquiries

Operator will receive and respond to incoming abuse or network inquiries associated with the IP addresses assigned under the IRU. Incoming abuse or network inquiry may be delivered to Operator by e-mail or by other means and inquiries may include but not be limited to:

1. Copyright infringement allegations
2. Spam allegations
2. Non-impacting but potentially malicious activity (for example, port scanning or botnet participation)
3. Network impacting activity
4. Subpoena / warrant information requests

Operator will daily monitor for incoming abuse or network inquiries. Operator will respond to any incoming abuse allegations with a system of escalation for each subscriber beginning with a warning, then continuing to blockings (soft disconnects) and culminating with disconnection of service for end users who are not complying with the corrective actions requested by Operator.

Subpoena/warrant information requests will be completed and returned to the requesting agency by Operator under the Operator's standard procedures acceptable to receipt of such documents, but will be returned no later than in the time allotted by the requesting agency (provided the proper documents have been submitted in the proper form and manner).

Operator will assume all responsibility for loss of use or interruption of use of Tacoma Public Utilities or City of Tacoma's Class B IP Address range arising out of Operator's use of the IP addresses assigned under the IRU Agreement under Section 2(c) of the IRU Agreement.

Return of IP Addresses

Use of the assigned IP addresses is coterminous with the IRU Agreement, unless use of IP addresses is terminated early pursuant to Section 2(c) of the IRU Agreement.

Defaults.

Failure to comply with this Exhibit A5 is a Default.

DRAFT

**EXHIBIT A6
HEADEND LICENSE**

ARTICLE I

DEFINITIONS

1.1 Definitions. Capitalized terms not otherwise defined in the text of this Exhibit will have the meanings ascribed to them in the IRU Agreement.

ARTICLE II

TERM

2.1 Term. The term of the license granted by this Exhibit (the "Term") shall commence on the Effective Date and continue for a period of five (5) years, unless earlier terminated by either Party in accordance with the terms of this Exhibit.

ARTICLE III

LICENSE TO USE HEADEND SITE

3.1 Headend Site. During the Term, TACOMA POWER grants OPERATOR a license to use and occupy the 1412 Sq. Ft building located at 3628 S. 35th St., Tacoma, WA 98409 and rooftop access to satellite dishes depicted in **Exhibit A6.1** hereto ("Headend Site") solely for the purpose of operating and maintaining the Headend Equipment listed in **Exhibit A6.2**, subject to the terms and conditions of this Exhibit.

3.2 OPERATOR shall have 24-hour access to the Headend Site in accordance with the standard access and security policies and procedures established by TACOMA POWER.

3.3 OPERATOR shall have use of all existing space in the Headend Site, except for Comm Shop Room separated and designated for use by TACOMA POWER. The Headend Site shall not be used for storage of tools, supplies or decommissioned or failed equipment.

3.4 Maintenance Responsibilities

3.4.1 TACOMA POWER shall be responsible for maintaining, at its cost, the exterior of the Headend Site as well as security cameras and doors and fire alarms which are monitored by TACOMA POWER's contract security team.

3.4.2 TACOMA POWER shall be responsible for maintaining backup batteries, power supplies, or emergency generation to support all users of the Headend Site, including TACOMA POWER. TACOMA POWER will be responsible for ongoing fueling, operations, maintenance, monitoring, repair, and replacement of this power equipment, including any upgrades to back up power equipment.

3.4.3 OPERATOR shall not make physical alterations to the structural elements of the Headend Site or alter the external paint color scheme.

3.4.4 OPERATOR shall be responsible for maintaining, at its cost, the following at the Headend Site:

- (i) HVAC sufficient to maintain an ambient temperature of 65° F and relative noncondensing humidity.
- (ii) Fire suppression system, either sprinkler system or other system that conforms to local, state, and federal laws and regulations.

3.5 OPERATOR's maintenance of the Headend Site will include recorded periodic HVAC inspection, filter replacement, equipment repair or replacement as needed.

3.6 OPERATOR's maintenance of the Headend Site will include general maintenance of floors such as sweeping, mopping and polishing to maintain cleanliness.

3.7 Default and Termination

3.7.1 Events of Default. Failure to comply with this Exhibit is a Default.

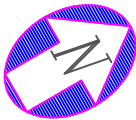
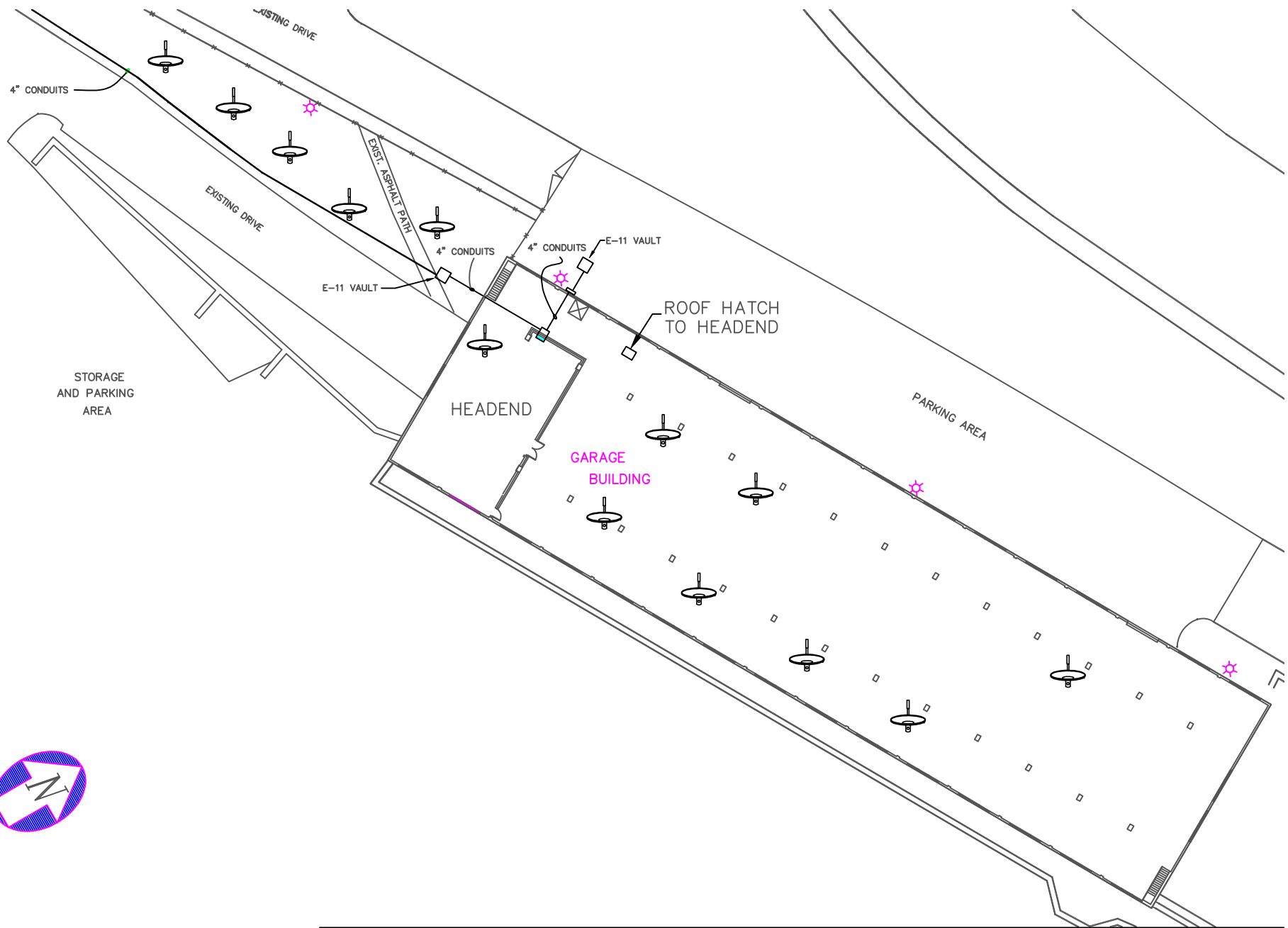
3.7.2 Action on Failure to Cure. Upon the failure by the defaulting Party to cure any Default, the non-defaulting Party may: (i) pursue any remedies it may have under the IRU Agreement or applicable law or in equity relating to such Default; and (ii) terminate the license granted by this Exhibit.

3.7.3 Termination by Operator. OPERATOR may terminate the license granted by this Exhibit upon thirty (30) calendar days' written notice to TACOMA POWER.

3.8 Removal of Headend Equipment. Upon termination of the license granted by this Exhibit for any reason, OPERATOR shall safely remove all Headend Equipment (excluding racks, enclosures and satellite dishes) and leave the Headend Site clear of any debris or damage, reasonable wear and tear excepted.

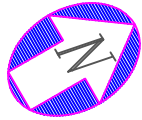
EXHIBIT A6.1
HEADEND SITE DRAWING

DRAFT

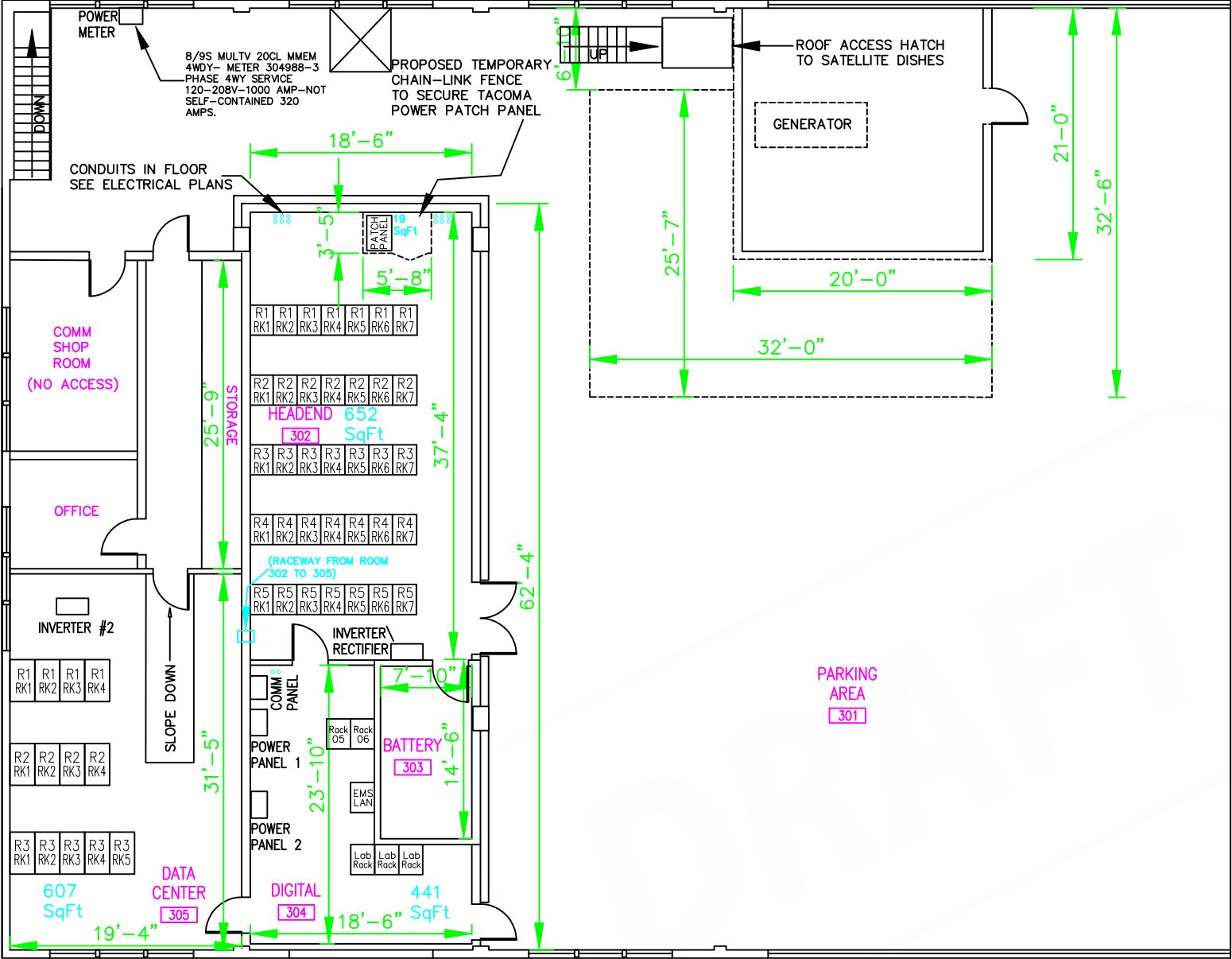


Headend Property View

TACOMA POWER TACOMA PUBLIC UTILITIES	DATE	DRAWN	CIP	NODE	POWER REF D
	09/10/19				



THIRD FLOOR



Headend Building View

EXHIBIT A6.2
HEADEND EQUIPMENT

DRAFT

EXHIBIT A7

CUSTOMER PREMISES EQUIPMENT

DRAFT

EXHIBIT B
SAFEGUARDING TACOMA POWER'S USE OF CRITICAL UTILITY FIBER

1. DEFINITIONS

(a) "Critical Route" means any route of Tacoma Power Commercial Fiber that includes Utility Fiber in the same sheath or fiber bundle anywhere along the route and any route of Tacoma Power Commercial Coax that includes Utility Fiber in the same conduit. Critical Routes as of the Effective Date are provided in **Exhibit B1**.

(b) For the purposes of Exhibits B and C, "Fiber Maintenance" means any activities undertaken to maintain the fiber in working order and to make use of the fiber, including but not limited to regular patrol of the fiber; maintenance of a "Call-Before-You-Dig" program and all required and related locates; maintenance of sign posts along the Tacoma Power Commercial System with the number of the local "Call-Before-You-Dig" organization; infrastructure repair; splicing; emergency restoration; pole transfers; road projects and overhead-underground conversions; cable restoration; reattachment; moves; make-ready compliance; route-relocation; and other standard processes undertaken by communications infrastructure owners. The term includes replacement of Tacoma Power Commercial Fiber only under the limited circumstances described in Sections 6 and 7 of Exhibit C.

(c) "Non-Critical Route" means a route of the Tacoma Power Commercial Fiber that does not share a fiber bundle or sheath with Utility Fiber at any point along the route and any route of Tacoma Power Commercial Coax that does not include Utility Fiber in the same conduit. Non-Critical Routes as of the Effective Date are identified in **Exhibit B2**.

(d) "Utility Fiber" means the fiber in the Fiber System that provides substantial and essential support for Tacoma Power's communications functions and assets as an electrical power utility, and includes both dark and lit fibers.

2. MAINTENANCE OF TACOMA POWER COMMERCIAL FIBER ON CRITICAL ROUTES.

(a) The Parties agree that Operator shall not have access to the Tacoma Power Commercial Fiber or After-Installed Assets in conduit on Critical Routes except as provided in this **Exhibit B**.

(b) With respect to any components of the Tacoma Power Commercial Fiber on Critical Routes, Operator will not provide Fiber Maintenance. Rather, solely Tacoma Power, at its cost (except as provided herein), will provide all Fiber Maintenance during the Term in accordance with the Service Level Agreement attached hereto as Exhibit C.

(c) In the event that Tacoma Power ceases using Utility Fiber on a Critical Route and wants to re-designate the route, the Parties agree to negotiate in good faith to develop a plan for expanding Operator's access to the Tacoma Power Commercial Fiber and reducing Tacoma Power's Fiber Maintenance obligations.

(d) All other rights and obligations with respect to the Tacoma Power Commercial System maintenance on Critical Routes are addressed in **Exhibit D**.

3. SPLICING SERVICES FOR TACOMA POWER COMMERCIAL FIBER IN THE SAME SHEATH OR FIBER BUNDLE WITH UTILITY FIBER/SERVICES FOR REMOVAL OR REPLACEMENT OF FIBER/COAX CABLE IN CONDUIT ON CRITICAL ROUTES

(a) Operator shall not access splice panels or fiber access points for Tacoma Power Commercial Fiber on Critical Routes. Rather, Tacoma Power will provide qualified staff to Operator upon request to provide splicing services and services for removal or replacement of fiber/coax cable in conduit on Critical Routes.

(b) If Operator chooses to build new splicing access points for its own use for Tacoma Power Commercial Fiber on Critical Routes so as to separate Tacoma Power Commercial Fiber access points from Tacoma Power Utility Fiber access points, Tacoma Power will provide qualified staff to provide this construction service to Operator upon request.

(c) All requests for splicing services pursuant to this Section 3 shall be in writing and provide at least ten (10) Business Days' notice of the desired service date. Services will be performed at a time of mutual agreement between Tacoma Power and Operator.

(d) Operator will be invoiced for splicing services based on the price schedule in Section 5 of this Exhibit and shall pay invoices within thirty (30) days of receipt.

4. WORK IN ENERGIZED VAULTS

(a) For safety and regulatory compliance reasons, only qualified Tacoma Power staff may access Tacoma Power Commercial Fiber splice cases that are contained within energized vaults (estimated as approximately 4% of total access points in the Tacoma Power Commercial System). In the event that Operator needs to access assets in energized vaults, Tacoma Power will provide qualified staff to provide access services to Operator upon request.

(b) All requests for access pursuant to this Section 4 shall be in writing and provide at least five (5) Business Days' notice of the desired access date. Access will be provided at a time of mutual agreement between Tacoma Power and Operator.

(c) Operator will be invoiced for access services based on the price schedule in Section 5 of this Exhibit and shall pay invoices within thirty (30) days of receipt.

5. TACOMA POWER'S PRICE SCHEDULE

The rates described below are for work performed in 2019. All amounts listed below are calculated using Tacoma Power's 2019 SAP loaded rates with equipment and materials. The Parties recognize and agree that Tacoma Power may adjust the below amounts periodically to reflect future changes in Tacoma Power's SAP loaded rates with equipment and materials, or any future methodology commonly used by Tacoma Power for calculation of loaded rates with equipment and materials. Operator will be provided thirty (30) days' written notice of any such changes.

Work Item	Description	Measured By	Cost
1. Fusion Fiber Splicing (Existing Splice Case)	Labor, materials and equipment required for fusion splicing, including dress and storage of unspliced fibers within the splice tray. A minimum of 24 fiber splices will be performed at each location. Provide electronic documentation and analysis of each splice. Includes installation of splice cases and storage loops with snowshoes, grounding and bonding of all equipment. Encapsulate and flash test as required. Support and secure per manufacture's specifications.	Per fiber splice, tested and documented	\$37.00
2. Fusion Fiber Splicing (Mid-Entry, Create Splice Case)	All labor, materials and equipment costs necessary to de-lash and re-lash system up to 1000', retrieve fiber storage, prepare mid-entry case, fusion splicing, including dress and storage of unspliced fibers within the splice tray. A minimum of 24 fiber splices will be performed at each location. Provide electronic documentation and analysis of each splice. Includes installation of splice cases and storage loops with snowshoes, grounding and bonding of all equipment. Encapsulate and flash test as required. Support and secure per manufacture's specifications. Includes all safety measures and traffic control.	Per fiber splice, tested and documented	\$77.00

Work Item	Description	Measured By	Cost
3. Fusion Fiber Splicing (at Hub Site and Headend Buildings)	All costs associated with the labor, materials and equipment necessary for fusion splicing to be performed at hub and headend locations, including dress and storage of unspliced fibers within the splice tray. A minimum of 96 fiber splices will be performed at each location. Provide electronic documentation and analysis of each splice. Includes installation of splice cases and storage loops, grounding and bonding of all equipment. Encapsulate and flash test as required. Support and secure per manufacturer's specifications.	Per fiber splice, tested and documented	\$16.00
4. Access Management – Access Energized Power Vaults	All costs for labor, materials and equipment to provide escorted access to Tacoma Power energized vaults in the downtown business network. This unit includes a composite crew of Wire and HFC personnel, who would perform work.	Time and Materials (Per hour, five-Person Crew)	\$541.00
5. Remove or Replace Fiber/Coax Cable in Shared Critical Route Conduit	All costs for labor and equipment to remove existing cables or pull new customer provided cables in existing critical route shared conduits. This unit includes a composite crew of HFC personnel, who would perform work on behalf of partner.	Time and Equipment (Per hour, four-Person Crew)	\$365.00

6. REMEDIES FOR NON-COMPLIANCE

(a) Operator's sole remedy for any violation of Section 2 of this Exhibit by Tacoma Power is limited to the liquidated damages specified in the Service Level Agreement (Exhibit C).

(b) In the event that Tacoma Power discovers a Default of an obligation in this Exhibit by Operator that poses an imminent public safety concern or threat to the safety of Tacoma Power operations, Tacoma Power may take corrective action to address the Default without prior notice to Operator, and invoice Operator for the cost of such corrective action.

(c) In the event that Operator commits repeated Defaults of this Exhibit, Tacoma Power shall have the right to give notice to terminate this IRU Agreement pursuant to Section 21(g) of this IRU Agreement.

DRAFT

EXHIBIT B1
MAP OF CRITICAL ROUTES AS OF EFFECTIVE DATE

DRAFT

EXHIBIT B2
BOOK OF NON-CRITICAL ROUTES AS OF EFFECTIVE DATE

DRAFT

EXHIBIT C
SERVICE LEVEL AGREEMENT (“SLA”)

Section 1 Fiber Maintenance

a) Tacoma Power will perform all Fiber Maintenance for Tacoma Power Commercial Fiber on Critical Routes, including Scheduled Maintenance and Unscheduled Maintenance, as defined herein. Operator shall have access to the Tacoma Power Commercial Fiber, consistent with the IRU Agreement and Exhibits, during the performance of any Scheduled Maintenance or Unscheduled Maintenance so long as this requirement does not interfere with Tacoma Power’s ability to perform its obligations under this SLA.

b) Planned, non-emergency and routine Maintenance (“**Scheduled Maintenance**”) will be performed at the times determined by Tacoma Power in its sole discretion, except if it is reasonably expected to produce any signal discontinuity for Tacoma Power Commercial Fiber, in which case the schedule shall be coordinated with Operator pursuant to Section 4 below.

c) Tacoma Power will perform unplanned, emergency or non-routine Maintenance, demand call-out, and repair (“**Unscheduled Maintenance**”) for Tacoma Power Commercial Fiber on the Critical Routes, subject to the terms of this SLA. Unscheduled Maintenance includes the following activities:

- i. Respond to troubleshooting requests from Operator.
- ii. Respond to any notification from Operator or notification from any third party of a Fault (as defined below) on the Critical Routes, or any event imminently likely to cause a Fault on Critical Routes or demand maintenance requested by Operator.
- iii. Respond to any potential service-affecting situation to prevent any Fault on Critical Routes.
- iv. Operator shall immediately report the need for Unscheduled Maintenance to Tacoma Power in accordance with procedures promulgated by Tacoma Power from time to time. Tacoma Power shall log the time of Operator’s report, verify the problem and dispatch personnel to take corrective action in accordance with this SLA.

Section 2 Time to Respond

a) Tacoma Power personnel shall dispatch maintenance and repair personnel to handle and repair problems detected in the Tacoma Power Commercial Fiber on Critical Routes: (i) upon notification by Operator to Tacoma Power, or (ii) upon notification by a third party. Tacoma Power’s Fiber Maintenance services shall be available for dispatch twenty-four (24) hours a day, seven (7) days a week. Tacoma Power shall acknowledge receipt of a notification under (i) or (ii) by telephone (“Respond”) as soon as possible but in no event shall the annual Mean Time to Respond (“**MTTR**”) for Unscheduled Maintenance activity be more than one (1) hour, unless delayed by a Force Majeure Event, including electrical restoration or the establishment of a safe work zone for telecommunication work to commence, or other circumstances beyond the reasonable control of Tacoma Power.

b) Hourly Updates. In all cases of Unscheduled Maintenance, Tacoma Power shall provide Operator with hourly updates of the progress of the Unscheduled Maintenance until the Unscheduled Maintenance is complete.

Section 3 Cooperation and Coordination

a) Tacoma Power shall provide Operator with a contact/escalation list (“**Escalation List**”) to aid in trouble reporting and resolution. The current Escalation List shall be made available to Operator and may be revised by Tacoma Power from time to time by written notice. In performing Maintenance, Tacoma Power shall take workmanlike care to prevent impairment to the signal continuity and performance of the Tacoma Power Commercial Fiber. The precautions to be taken by Tacoma Power shall include notifications to Operator when there may be service-affecting Fiber Maintenance. In addition, Tacoma Power shall reasonably cooperate with Operator in sharing information and analyzing the impairments regarding the Tacoma Power Commercial Fiber. If any Fiber Maintenance requires a reconfiguration involving fibers, electronic equipment, or regeneration or other facilities that are Tacoma Power Commercial System facilities that are the Maintenance responsibility of Operator, then Operator shall, at Tacoma Power’s reasonable request, make such personnel of Operator available as may be necessary to accomplish such Maintenance, which personnel shall coordinate and cooperate with Tacoma Power in performing such Fiber Maintenance

Section 4 Maintenance Window

a) For any Scheduled Maintenance which is reasonably expected to produce any signal discontinuity, Tacoma Power and Operator must coordinate to determine the appropriate time for that Scheduled Maintenance. Generally, this work should be scheduled after 11:00 p.m. and before 6:00 a.m. local time and on certain weekends (the “Maintenance Window”). Scheduled Maintenance scheduled to be performed during a Maintenance Window must be completed by the end of the Maintenance Window. If any Scheduled Maintenance goes beyond the end of the Maintenance Window and the Tacoma Power Commercial Fiber is unavailable, a period of Fiber Unavailability as defined in Section 10 shall commence and Operator may be entitled to liquidated damages under Section

b) Tacoma Power and Operator shall agree upon a detailed Maintenance Window calendar. Major system work, such as fiber rolls and hot cuts, shall be scheduled for Maintenance Window weekends. The intent is to avoid jeopardy work on high-traffic holidays.

c) Tacoma Power shall notify Operator of any Scheduled Maintenance to be performed during a Maintenance Window. If Scheduled Maintenance is cancelled or delayed for whatever reason as previously notified, Tacoma Power shall notify Operator at its earliest opportunity but no later than one (1) hour after such cancellation or delay.

Section 5 Testing and Restoration of the Tacoma Power Commercial Fiber

a) Tacoma Power shall respond to any failure, interruption, impairment in the operation of, or unavailability of the Tacoma Power Commercial Fiber on Critical Routes. (“**Fault**”) as quickly as possible following commencement of the Fault (allowing for delays caused by Force Majeure Events and other circumstances beyond the reasonable control of Tacoma Power) in accordance with the procedures set forth in Section 2. A Fault commences

upon the earlier of (i) Operator's notification to Tacoma Power or (ii) when indicated by network control information actually or reasonably known to Tacoma Power. Each Fault terminates upon restoration of the Tacoma Power Commercial Fiber as evidenced by appropriate splicing tests by Tacoma Power and confirmed by Operator as to network functionality and availability.

b) Tacoma Power shall maintain sufficient capability to teleconference with Operator during Unscheduled Maintenance in order to provide hourly communications during the restoration process. When correcting or repairing fiber optic cable discontinuity or damage, including but not limited to an event of Unscheduled Maintenance, Tacoma Power shall use commercially reasonable efforts to repair traffic-affecting discontinuity or damage of the affected Tacoma Power Commercial Fiber within six (6) hours of learning of discontinuity or damage after power restoration has been completed and the work site has been made safe. In order to accomplish such objective, it is acknowledged that the repairs so effected may be temporary in nature. In such event, within twenty-four (24) hours after completion of any such Unscheduled Maintenance, Tacoma Power shall commence its planning for permanent repair and thereafter promptly notify Operator of such plans, and shall implement such permanent repair within an appropriate time thereafter. Restoration of Tacoma Power Commercial Fiber on fiber strands not immediately required for service shall be completed on a mutually agreed-upon schedule.

c) During restoration, Tacoma Power and Operator agree to work together to restore all traffic as quickly as possible.

d) In performing permanent repairs, Tacoma Power shall comply with industry standards (ANSI/TIA/EIA-568 B.3) and when possible Operator's standard splicing specifications. Tacoma Power shall provide to Operator any modifications to these specifications as may be necessary or appropriate in any particular instance for Operator's approval, which approval shall not be unreasonably withheld.

e) Tacoma Power's representatives that are responsible for initial restoration of a cut fiber optic cable shall carry on their vehicles the typical appropriate equipment that would enable a temporary splice, with the objective of restoring operating capability in as little time as possible. Tacoma Power shall maintain and supply an inventory of spare fiber optic cable in storage facilities supplied and maintained by Tacoma Power at strategic locations to facilitate timely restoration.

f) Upon permanent restoration, Tacoma Power shall perform appropriate testing on the Tacoma Power Commercial Fiber in accordance with Tacoma Power's then current preventative maintenance procedures, which shall not substantially deviate from standard industry practice.

Section 6 Fiber Replacement

a) In the event that all or any part of the Tacoma Power Commercial Fiber on a Critical Route is required by Operator to be replaced, such replacement shall be made as soon as reasonably practical by Tacoma Power using fiber to be provided by Operator and credited toward Operator's Capital Expenditures. Operator must light at least ninety percent (90%) of available fiber in the relevant Tacoma Power Commercial Fiber Backbone, Service Ring or Service Drop, as applicable, before being entitled to make any request to Tacoma Power to install replacement fiber hereunder.

Section 7 Chronic Failure

a) In the event a portion of the Tacoma Power Commercial Fiber on a Critical Route suffers from a Fault (i) lasting more than 48 hours in the aggregate during any calendar month, (ii) lasting more than 24 hours consecutively in any three of the past 12 consecutive calendar months, or (iii) occurring on two or more separate occasions of more than 12 hours each in the aggregate in any calendar month, such a Fault will be considered a chronic failure (“**Chronic Failure**”). In the event of a Chronic Failure, at Operator’s written request, Tacoma Power shall present a remediation plan to Operator to address the Chronic Failure. Following the parties’ mutual agreement of a plan to solve the Chronic Failure, Tacoma Power shall implement and complete, if capable of completion, the plan within thirty (30) days. In the event that Tacoma Power Commercial Fiber requires replacement under the agreed remediation plan, Tacoma Power will replace the fiber using fiber to be provided by Operator and credited toward Operator’s Capital Expenditures. Operator must light all available dark fiber available in the affected Tacoma Power Commercial Fiber Backbone, Service Ring or Service Drop, as applicable, before being entitled to make any request to Tacoma Power to present or implement a remediation plan hereunder.

Section 8 Notifications and Liquidated Damages

a) Notifications required of Tacoma Power by Section 2 shall be provided to the Operator NOC. Operator shall be entitled to liquidated damages in accordance with the following table for each failure of Tacoma Power to Respond as set forth below:

Service Level Failure	Amount
Notification	\$120/initial failure to Respond
Response	\$120 for each hour in excess of the annual MTTR of 1 hour

Section 9 Fiber Availability

a) Fiber Availability Commitment. Tacoma Power shall use commercially reasonable efforts to maintain availability of the Tacoma Power Commercial Fiber one hundred percent (100%) of the time. Fiber Unavailability shall exist when unavailability of Tacoma Power Commercial Fiber causes disruption in service (“**Fiber Unavailability**”). Fiber Unavailability duration is measured from the time Tacoma Power detects Fiber Unavailability or Tacoma Power or Operator opens a trouble ticket until the time Operator confirms that the Fiber Unavailability has been remediated, which confirmation shall be prompt. Tacoma Power shall have a 12-hour grace period from the detection by Tacoma Power or opening of a trouble ticket before liquidated damages apply. Beginning with the 13th hour of Fiber Unavailability, every hour of Fiber Unavailability shall result in liquidated damages of One Hundred and Twenty (\$120) per hour per route, owed by Tacoma Power to Operator. Fiber Unavailability payments shall be capped 720 hours per Fiber Unavailability event. To claim payment, Operator must provide Tacoma Power with a written request

before the sixth (6th) Business Day of the month following the month in which Fiber Unavailability occurred.

b) Terrestrial Fiber Commitment. Tacoma Power commits to maintain attenuation levels not to exceed an overall end to end dB loss as set out in industry standards (See, ANSI/TIA/EIA-568 B.3). End to end dB loss shall be calculated by adding together the loss from each of the segments on the Tacoma Power System.

c) Liquidated Damages Unavailable in Some Circumstances. Liquidated damages shall not be available to Operator under this Exhibit in circumstances where the issue arises from (a) the acts or omissions of Operator or its employees, contractors, agents or end-users; (b) the failure, malfunction, or limitation of throughput of equipment, network, software, applications or systems not owned or directly controlled by Tacoma Power; (c) circumstances or causes beyond the control of TPU, such as Force Majeure Events and third-party attacks on the Tacoma Power Commercial Fiber; (d) Scheduled Maintenance performed within the Maintenance Window for that Scheduled Maintenance; or (e) Unscheduled Maintenance when Tacoma Power Responds as set out in this Agreement.

EXHIBIT D
ACCESS TO AND MAINTENANCE OF TACOMA POWER COMMERCIAL SYSTEM
BY OPERATOR

The terms and conditions of this Exhibit D shall govern Operator's maintenance obligations and access rights with regards to the Tacoma Power Commercial System to the extent not already addressed in Exhibits A, B and C. Capitalized terms used herein but not defined herein shall have the meanings assigned to them in Exhibit A, B, C, or the IRU Agreement.

1. GENERAL

(a) For the purposes of this Exhibit D, "Maintenance" means any activities undertaken to maintain the Tacoma Power Commercial System in working order and to make use of the Tacoma Power Commercial System, including but not limited to regular patrol of the Tacoma Power Commercial System; maintenance of a "Call-Before-You-Dig" program and all required and related locates; maintenance of sign posts along the Tacoma Power Commercial System with the number of the local "Call-Before-You-Dig" organization; infrastructure repair; splicing; emergency restoration; pole transfers; replacement; road projects and overhead-underground conversions; cable restoration; reattachment; moves; make-ready compliance; route-relocation; and other standard processes undertaken by communications infrastructure owners. The term excludes Fiber Maintenance as defined in Exhibit B which is to be performed exclusively by Tacoma Power pursuant to Exhibits B and C.

(b) Maintenance Costs. All of the Maintenance shall be performed by Operator and all Maintenance costs shall be borne by Operator, except those Fiber Maintenance activities (and costs responsibility) reserved for Tacoma Power pursuant to Exhibits B and C.

(b) Energy Costs. Operator's use of energy provided by Tacoma Power is not included in this IRU Agreement. Operator shall, notwithstanding the City's joint use of the Hub Sites, procure and pay for such energy under separate agreement consistent with Tacoma Power's standard commercial pricing.

(c) Compliance with Applicable Standards. In connection with the performance of the Maintenance and any other work and in the operation of equipment pursuant to this IRU Agreement, Operator shall comply and shall ensure that the equipment, the Maintenance and any other work, and all of Operator's suppliers and contractors (of any tier) comply with all Applicable Standards. "**Applicable Standards**" has the meaning in the then-current Master Pole Attachment Agreement between Tacoma Power and Operator.

(d) Cooperation. To the extent permitted by applicable law, Tacoma Power will work with Operator to support efficient and expeditious applications for permits, consistent with City of Tacoma policy and practices and with the appropriate franchise agreement(s) to be separately negotiated. To the extent permitted by applicable law, Tacoma Power will also work with Operator to efficiently and expeditiously issue permits, consistent with Tacoma Power's policy and practices and with the then-current Master Pole Attachment Agreement between Tacoma Power and Operator. The commitments in this paragraph are not intended to imply, predetermine or assure any particular outcome of the City's or Tacoma Power's processing of any applications for permits by Operator. Further, nothing in this paragraph is intended or shall be construed to

require that the City exercise its discretionary authority under its regulatory ordinances to further a project permit application, nor does this paragraph bind the City of Tacoma to do so.

(e) During the first thirty-six (36) months following the Effective Date of the IRU Agreement, the technical teams for the Parties will meet on a monthly basis for purposes of sharing information, data, and plans regarding upcoming construction and upgrades, so as to enable the Parties to plan accordingly based on shared expectations. The Parties anticipate that these monthly meetings will serve to provide predictability and enable the Parties to facilitate supporting the needs of the other, as well as to plan appropriately for staffing and other upcoming efforts. Following the first thirty-six (36) months (or at another time of mutual agreement), the meetings will be held on a quarterly rather than monthly basis.

(f) Monthly Reporting. On or before the fifteenth (15th) day of each month, following the Effective Date, Operator shall provide Tacoma Power with a report including as-built drawings indicating construction type, routes, and strand count for any new construction, upgrades, or other efforts on both Critical Routes and Non-Critical Routes over the previous calendar month. The data shall be provided in .DWG format, or such successor format as may be designated from time to time by Tacoma Power in its reasonable discretion.

(g) Inspection Rights. In order to determine Operator's compliance with this Exhibit, Tacoma Power shall have the right to visually inspect any part of the Tacoma Power Commercial System at any time with or without notice to Operator.

2. MAINTENANCE OF TACOMA POWER COMMERCIAL SYSTEM COMPONENTS

(a) Except as may be otherwise agreed to in writing by the Parties, Operator will be responsible for performing all Maintenance on the Tacoma Power Commercial Coax as needed. This includes Tacoma Power Commercial Coax on Critical Routes and Non-Critical Routes. These tasks may include RF level measurements, noise measurements, and industry standard troubleshooting or regular maintenance tasks. If needed, Operator shall repair or replace active or passive Tacoma Power Commercial Coax components when necessary to eliminate service impairment or outages. Performance of Maintenance must comply with the standards and procedures set forth in the then-applicable Master Pole Attachment Agreement between Tacoma Power and Operator.

(b) Except as provided in **Exhibit B and C**, Operator will be responsible for performing all Maintenance of Tacoma Power Commercial Fiber. This includes any Tacoma Power Commercial Fiber on Non-Critical Routes and any Tacoma Power Commercial Fiber not in the same sheath or bundle with Utility Fiber on Critical Routes.

(c) Operator will be responsible for all Maintenance of all After-Installed Assets, except to the extent covered by Exhibits B and C.

(d) Operator must hold a Master Pole Attachment Agreement with Tacoma Power during the Term of this IRU Agreement.

3. INSTALLATION OF NEW FIBER

(a) Operator may not overlash or delash fiber to the Tacoma Power Commercial System or attach new fiber optic plant to Tacoma Power poles within the Tacoma Power Commercial Service Area without the prior written consent of Tacoma Power. To request consent, Operator must

follow the procedure in its then-current Master Pole Attachment Agreement with Tacoma Power, and additionally submit the supplemental form in **Exhibit D-1**.

(b) Operator may not overlash or delash fiber to any portions of the Tacoma Power Commercial Fiber installed on poles not owned by Tacoma Power without the prior written consent of Tacoma Power and the pole owner.

(c) Operator is solely responsible for obtaining permits to make any attachments to poles not owned solely by Tacoma Power, notwithstanding the fact that Tacoma Power may have power or communications facilities on the same poles.

4. REMEDIES FOR NON-COMPLIANCE

(a) In the event that Tacoma Power discovers a Default of an obligation in this Exhibit by Operator that poses an imminent public safety concern or threat to the safety of Tacoma Power operations, Tacoma Power may take corrective action to address the Default without prior notice to Operator, and invoice Operator for the cost of such corrective action.

(b) In the event that Operator commits repeated Defaults of this Exhibit, Tacoma Power shall have the right to (i) assume responsibility for the performance of the obligations of this Exhibit indefinitely at Operator's cost; or (ii) give notice to terminate this IRU Agreement pursuant to Section 21(g) of the IRU Agreement.

EXHIBIT D1

PROCESS FOR OVERLASHING, DELASHING OR ATTACHING NEW CABLES WITHIN THE TACOMA POWER COMMERCIAL SYSTEM

Prior to any Overlash, Delash or attachment of new Cables to those Tacoma Power poles which are part of the Tacoma Power Commercial System and subject to the IRU Agreement (“IRU”), Operator must have a current Master Pole Attachment Agreement (“MPAA”) with Tacoma Power and submit an IRU Pole Attachment Request to Tacoma Power. IRU Pole Attachment Requests shall be in the format shown in **Exhibit D1.1**. Capitalized terms used herein but not defined shall have the meanings assigned to them in the MPAA.

Any Overlash, Delash or attachment of new Cables to Tacoma Power poles subject to the IRU shall be governed by the terms of Operator’s then current MPAA and all Addendums thereto **except as follows**:

Make Ready Work: Make Ready Work shall be performed by Tacoma Power or Tacoma Power’s contractor at no charge to Operator.

Review and Approval: Tacoma Power’s review and approval process will begin upon Operator’s submission of a complete IRU Pole Attachment Request.

Inventory: IRU Pole Attachment Requests do not require the submission of Attachment inventories.

Photographs: IRU Pole Attachment Requests do not require the submission of photographs.

Fees: IRU Pole Attachment Requests are not governed by the Fees provision of Operator’s then current MPAA. Only the Application Fees, actual costs for engineering review and field inspections and any additional charges for electricity supplied by Tacoma Power will be charged.

Tags: Attachments approved pursuant to an IRU Pole Attachment request must be identified by a tag approved by Tacoma Power confirming the Attachment is subject to this IRU.

Billing: Overlash, Delash or attachment of new Cables to Tacoma Power poles subject to this IRU are not subject to the Billing provision of Operator’s then current MPAA. Only Application, engineering review and field inspection fees will be billed.

Liability, Indemnification and Exculpation: To the extent there is any conflict or inconsistency between the sections of Operator’s then current MPAA entitled **Liability, Indemnification and Exculpation** the terms of the IRU are controlling over Overlash, Delash or attachment of new Cables to those Tacoma Power poles subject to the IRU.

Worker’s Compensation, Insurance and Bonds: To the extent there is any conflict or inconsistency between the sections of Operator’s then current MPAA entitled **Worker’s Compensation, Insurance and Bonds** the terms of this IRU are controlling over Overlash, Delash or attachment of new Cables to those Tacoma Power poles subject to this IRU.

EXHIBIT D1.1

IRU POLE ATTACHMENT REQUEST FORM

DRAFT



Exhibit D-1
IRU Pole Attachment Request
Form Instructions

1	IRU agreement between Tacoma Power and Rainier Connect (Operator) must be fully executed before request will be processed.
2	If utilizing sub-contractors, Rainier Connect must provide a letter authorizing sub-contractors to perform work on their behalf.
3	All shaded areas are REQUIRED to be completed. Failure to provide complete information can result on a delay to process your request and/or denial to attach. No approval, survey or review work will be performed until a complete and accurate request has been submitted.
4	If Electrical Services will be required, make sure to include request on "Electrical Services Information" field.
5	Application for communication enclosures and/or miscellaneous equipment must include specification sheet(s) including weight, dimensions, and configuration of equipment.
6	Proposed attached method means: NEW DIRECT, OVERLASH, REMOVAL, or OTHER.
7	Proposed attachment height must be specific and in feet and inches. Approximate height is not acceptable.
8	Attachments must meet all applicable requirements of the NESC and Tacoma Power Construction Standards including but not limited to the following clearances: Support Clearances - Communication cables to supply cables: 40" - Between communication cables and CenturyLink attachment: 12" - Between communication cables and any other communication cable: 6" Span Clearances - Communication cables to supply cables: 30" - Between communication cables: 4"
9	Two full sets of the request must be mailed to Tacoma Power. An electronic copy must also be emailed to pwrjointutilities@cityoftacoma.org . The request sets must contain the following documents: - Filled in and signed Application (Tab 1) - Filled in Detail Pole Attachment Data (Tab 2) - Legible map(s) of all poles on route and pole height block (Tab 3 example). Streets must be clearly identified and labeled. Map(s) must include existing pole attachments and attachment heights, and any required make-ready for each pole on the application. - Existing attachments must be listed in order from top to bottom and include attachment heights in feet and inches. - Existing attachments must include Attachee name or assigned cable identification tag number. (see Tacoma Power Standard, C-OH-1060, for a current list of tag assignments.)
10	Construction needs to be completed within 180 days unless a permit extension is granted by Tacoma Power.
11	A final construction inspection by Tacoma Power is required.



Operator
IRU Pole Attachment Request

Permit # _____

Request Date _____

INSTRUCTIONS: This cover sheet must be completed for each request. Complete all shaded areas. Any fields left blank may result in return of incomplete request.

_____ Name of Attaching Company	_____ Name of Applicant (Contractor)
_____ Attaching Company Contact Person	_____ Applicant Contact Person
_____ Attaching Company Telephone Number	_____ Applicant Contact Telephone Number & Email Address
_____ Attaching Company Address	_____ Applicant Address
_____ City, State, ZIP	_____ City, State, ZIP

Project Information:	
_____ Site Address:	_____ Company's Reference Number:
Total # of New Contacts: _____	Total # of Removals: _____
Total # of Overlapping _____	Total # of Other: _____
	Total # of Affected Poles: _____

Electrical Services Information (if applicable):
Requires Electrical Service <input type="checkbox"/> YES <input type="checkbox"/> NO

Detailed Description of work:
_____ _____ _____

Expedited Overlash Process:
<input type="checkbox"/> Indicate by checking this box if the Request is submitted under the Expedited Overlash Process set forth in Addendum to MPAA

Placing Attachments Across a Railroad:
<input type="checkbox"/> Operator has received the appropriate authorizations or approvals required for railroad crossings.

_____ Authorized Signature	_____ Date
_____ Printed Name & Title	_____ Email Address

****Failure to supply requested information may delay acceptance of the request****

For Internal Use Only:
<input type="checkbox"/> Applicant has a valid Franchise Agreement and/or other required agreements are in effect to operate within the franchise jurisdiction.



Detail Pole/Attachment Data

Permit # _____

1	2	3	4	5	6		7	8	9	10	11	
Tacoma Power's Pole Number	Operator's Pole Number (if applicable)	Operator's Map/Drawing Number	Proposed Attachment Method (see key below)	Size/Type of Attachments (see key below)	Cable Type (messenger, fiber, etc.)	Diameter (inches to third decimal)	Design Tension (lbs)	Number of guys to be installed	Attachnig to existing anchor (Y/N)	Make Ready (Y / N)	Height of Attachment on Pole (Feet & Inches)	Include Original Permit # for removals
1												
2												
3												
4												
5												
6												
7												
8												
9												
10												
11												
12												
13												
14												
15												

1. Tacoma Power Pole Number, can be up to 5 digits, obtained from TPU.
2. Operator's Pole Number, if applicable.
3. List drawing number of Operator's map that shows this pole.
4. Enter proposed attachment method from key below.
5. Enter appropriate letters from key below.
6. Enter proposed attachment specifications (if design tension unknown, 60% of Rated breaking strength (RBS) will be used)
7. Enter the number of down guys that will be attached after construction.
8. Enter Yes or No if you will be attaching to an existing TPU anchor.
9. Make Ready work that Operator has identified.
10. Enter specific height of proposed attachment. Approximate height is NOT acceptable.
11. If removing an existing attachment, include the original TPU issued permit number.

Proposed Attachment Method:

- NEW = New Direct Attachment
- OVL = Overlapping (overlapping onto an existing wire/cable owned by the company)
- REM = Removal
- OOO = Other

Attachment Type Key:

- A. Amplifier
- B. Enclosure
- C. Slack Box
- D. Splice Box
- E. Power Supply
- F. Risers
- G. Other (please specify)

Company/Contractor's Name: _____

Attachment Site: _____

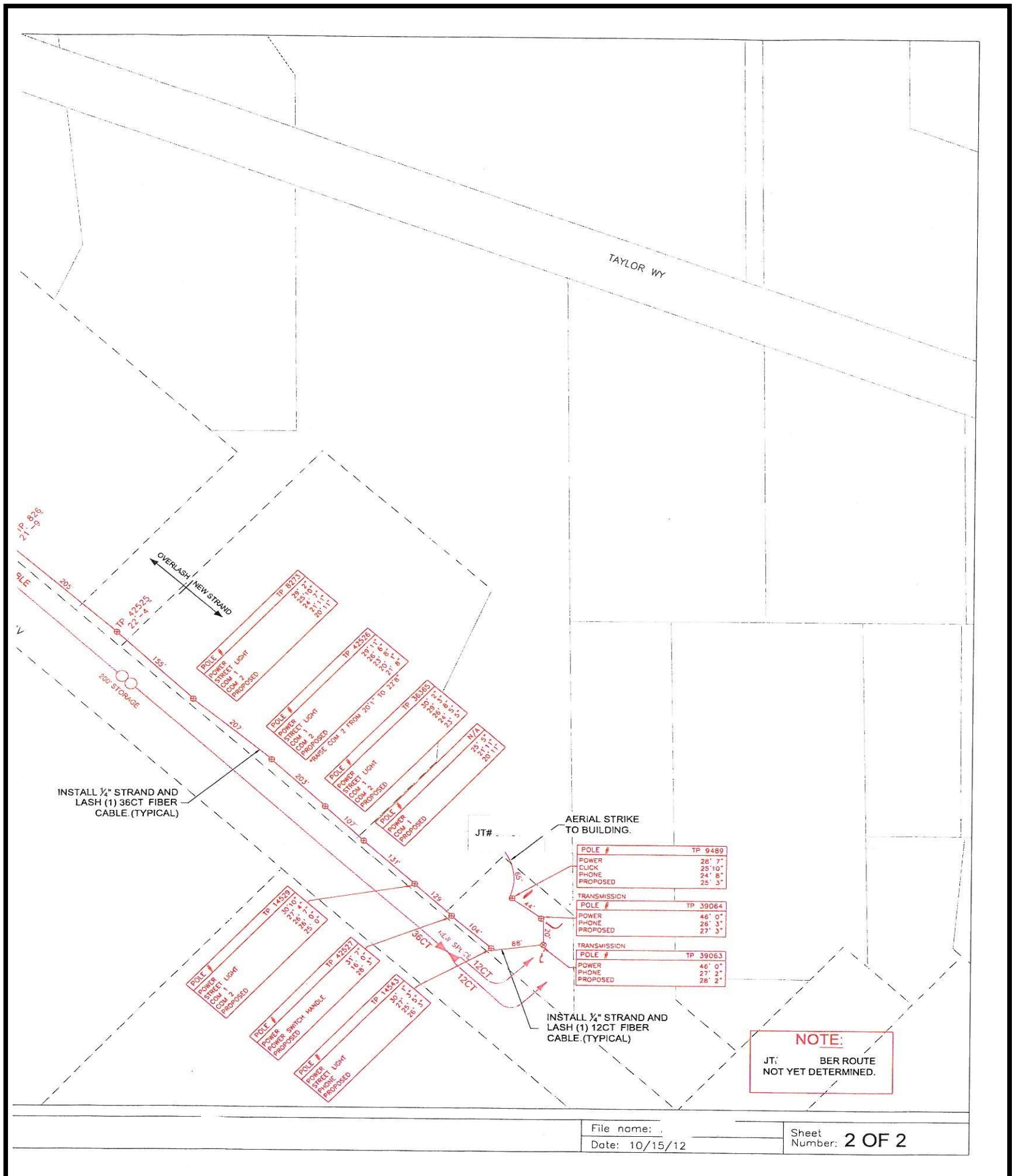
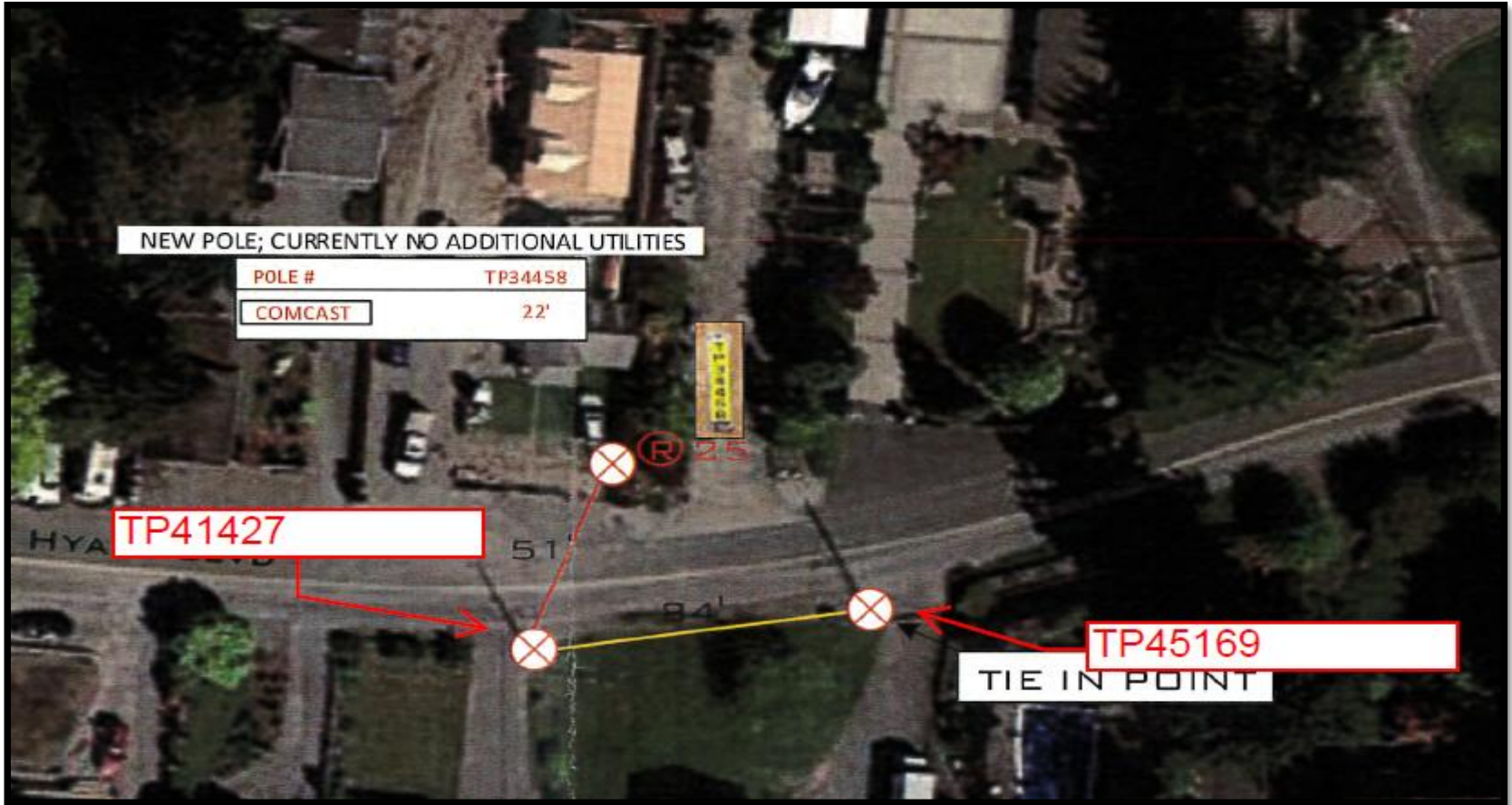


EXHIBIT E
TACOMA POWER COMMERCIAL SYSTEM UPGRADES

1. SERVICE COMMITMENTS—CONTINUITY

(a) For a period of six (6) months following the Effective Date, Operator commits to offer residential broadband internet access services at speeds similar to those available on the Tacoma Power Commercial System immediately prior to the Effective Date. Nothing in this commitment is meant to prevent Operator from offering faster speeds.

(b) For a period of six (6) months following the Effective Date, Operator commits to offer residential cable services similar to those available on the Tacoma Power Commercial System immediately prior to the Effective Date.

(c) Nothing in this Exhibit or the IRU Agreement is intended to prevent Operator from offering the services described in Section 1(a) or (b) for a longer period.

(d) Except as provided in this Exhibit and in Exhibit H (Affordable Access to Telecommunications Services), nothing in this IRU Agreement or the Exhibits limits or controls Operator's authority to determine the types of services it will offer the public via the Tacoma Power Commercial System; provided that Operator complies with the service-related requirements of the IRU Agreement and the Exhibits, including Exhibits G through L.

2. TACOMA POWER COMMERCIAL SYSTEM UPGRADE TO DOCSIS 3.1

(a) **DOCSIS 3.1.** Operator agrees to make such capital expenditures and upgrades as are necessary to migrate the Tacoma Power Commercial System to DOCSIS 3.1 and to make gigabit speed internet service available as described in items 1 and 2 below (the "Upgrade"), which expenditures shall count towards Operator's Capital Expenditures Minimum to the extent they fall within the definition of Capital Expenditure in Exhibit F.

1. Operator will ensure availability of a 1000/10 Mbps service (the "Gigabit Service") at a passing, as evidenced by speed test results at peak usage time measured at the tap at the passing location. The DOCSIS 3.1 upgrade engineering and design shall be completed by the first anniversary of the Effective Date. The Gigabit Service shall be available at 40% of passings by the second anniversary of the Effective Date, and 100% of passings by the third anniversary of the Effective Date.
2. Operator will provide DOCSIS 3.1 modems to all new customers and replace customer modems with DOCSIS 3.1 modems for all existing customers who upgrade to services that require DOCSIS 3.1. Any new or replacement modems will be provided at Operator's terms and fees in effect at the time of provisioning.

(b) Operator further agrees to make available the upgraded services contemplated by this Section in accordance with the equity principles enumerated in Exhibit G.

3. TACOMA POWER COMMERCIAL SYSTEM UPGRADE PLAN AND VERIFICATION

(a) **Quarterly Reports.** Operator shall provide quarterly reports on the status of the Upgrade.

(b) **Annual Certification.** Operator shall provide a certification to Tacoma Power within thirty (30) days after each period identified in Section 2(a)(1) above, signed by one of its corporate officers certifying compliance with the Upgrade requirement for the reporting period and cumulatively as of the date of the certification.

(c) **Verification Procedure.** Tacoma Power may perform tests to confirm compliance with Section 2(a)(1) above. Operator will facilitate and enable Tacoma Power to test the Tacoma Power Commercial System once a month at up to five test points chosen by Tacoma Power. Tacoma Power will conduct such speed tests with results measured at the node at peak and other usage times, at its discretion with prior notice to Operator.

4. OBLIGATION TO MAKE FUTURE UPGRADES

(a) Operator shall upgrade the Tacoma Power Commercial System as new broadband technologies are developed for traditional cable television networks utilizing hybrid fiber/coaxial architecture. Operator will upgrade the Tacoma Power Commercial System to keep pace and parity with the hybrid fiber/coaxial networks operated by the cable broadband providers in the Seattle-Tacoma metropolitan area. As of the Effective Date of this IRU Agreement, those networks are operated by Comcast Cable and Wave Broadband. Future, upgraded network architectures for cable broadband networks that are currently hybrid fiber/coaxial may include newer versions of DOCSIS, deeper fiber architecture such as a node plus 0 cascade depth, increased upstream and downstream cable system capacity, or fiber-to-the-premises. Nothing in the foregoing language is meant to imply that Operator is limited to using a hybrid fiber/coaxial network throughout the Term of this IRU Agreement.

(b) As the networks currently operated by Comcast and Wave in the Seattle-Tacoma metropolitan area are upgraded to new technologies, Operator shall upgrade the Tacoma Power Commercial System to the same technologies or to similar technologies capable of delivering equivalent services.

(c) The upgrade commitments in this Exhibit assume that the Tacoma Power Commercial System will remain a wireline network architecture with the same number of homes passed as of the Effective Date (approximately one hundred and fifteen thousand (115,000)) or larger numbers of homes passed by the physical plant within the Tacoma Power Commercial Service Area throughout the Term. However, should Operator determine that there are new technologies available for future upgrades that would require a smaller wireline network footprint in order to maintain a system that meets the requirements of this Section for delivering services to the Tacoma Power Commercial Service Area, Operator may submit a written proposal to Tacoma Power for its evaluation. Tacoma Power shall have no obligation to accept such proposal.

(d) Any such upgrades that qualify as Capital Expenditures shall be part of and not in addition to the Capital Expenditures Minimum set out in Exhibit F.

5. REPORTING ON FUTURE UPGRADES AND VERIFICATION

(a) On the first Annual Reporting Date following completion of the Upgrade as specified in Operator's final annual certification submitted pursuant to Section 3(b), and on each Annual Reporting Date thereafter, Operator shall submit a report to Tacoma Power on the status and capabilities of the Tacoma Power Commercial System. Based on publicly available information, Operator shall include a comparison to service as provided by wireline broadband providers in the Seattle-Tacoma metropolitan region.

(b) Beginning in the seventh year of the Term of the IRU Agreement, Tacoma Power shall have the right to perform a technical audit and test the Tacoma Power Commercial System to determine whether its capabilities meet the requirements of Section 4. Testing may include, but is not limited to, a review of network configurations and diagrams, site visits, and network testing at random locations in the field. Such technical audits shall take place no more frequently than once every three (3) years. This requirement shall not limit the verification that Tacoma Power may perform under Section 3(c).

6. REMEDIES FOR FAILURE TO TIMELY UPGRADE TACOMA POWER COMMERCIAL SYSTEM OR REPORT

(a) Failure to timely provide the certification required in Section 3(b) is a Default. Liquidated damages in the amount of Two Hundred and Fifty Dollars (\$250) per day shall accrue from the date of receipt of a Notice of Default until the Default is cured.

(b) In the event that Operator does not cure or resolve a Default of a requirement contained in Section 2 within the timeframes established pursuant to Section 21(c) or 24 of this IRU Agreement, liquidated damages in the amount of Seven Hundred Fifty Dollars (\$750) per day will accrue until the Default is cured.

(c) If Tacoma Power provides a Notice of Default to Operator related to the requirements in Section 4, any cure, including the submittal of a compliance plan, shall not relieve Operator from its obligations in Section 4.

EXHIBIT F
CAPITAL EXPENDITURES COMMITMENT

1. CAPITAL EXPENDITURES MINIMUM

(a) Operator shall make such Capital Expenditures (as defined below) to the physical assets of the Tacoma Power Commercial System on an ongoing basis, as are customary to maintain the Tacoma Power Commercial System and its associated services in a technological state comparable to that of other providers of cable/broadband services in the Seattle, Washington metropolitan area as described in Exhibit E.

(b) In no event shall Operator make Capital Expenditures in any full calendar year (“**Capital Expenditures Period**”) during the Term of the IRU Agreement totaling less than One Million Five Hundred Thousand Dollars (\$1,500,000.00), as may be adjusted pursuant to Section 1(e) below (“**Capital Expenditures Minimum**”).

(c) During the period from the Effective Date until December 31, 2019 (“**Initial Period**”), Operator’s Capital Expenditures commitment shall be the amount determined by multiplying the number of days in the Initial Period by Four Thousand One Hundred and Ten Dollars (\$4,110) (“**Initial Period Minimum**”).

(d) During the period from January 1 of the last year of the IRU Agreement until the date the IRU Agreement expires (“**Final Period**”), Operator’s Capital Expenditures commitment shall be the amount determined by multiplying the number of days in the Final Period by the amount calculated by dividing the Capital Expenditures Minimum applicable in the immediately prior Capital Expenditure Period by 365 days (“**Final Period Minimum**”).

(e) Tacoma Power may adjust the Capital Expenditure Minimum once during each Capital Expenditure Period based on changes in the Consumer Price Index.

2. CALCULATING AND REPORTING QUALIFYING CAPITAL EXPENDITURES

(a) In order to count towards the Capital Expenditures Minimum, including the Initial Period Minimum and the Final Period Minimum, an outlay must be a “Capital Expenditure”. The term includes, but is not limited to, expenditures on upgrades of coaxial cable to optical fiber, upgrades in system capacity, reallocation of system capacity from downstream to upstream, system extensions, upgrades of equipment and other materials to enable or support successive generations of DOCSIS, and expenditures on upgrades to fiber-to-the-premises. To qualify, any improvements made due to an expenditure must become physical assets of the Tacoma Power Commercial System owned by Tacoma Power upon installation, subject to the IRU Agreement. The term does not include: (i) any funds spent by Operator on physical assets that do not become part of the Tacoma Power Commercial System; (ii) expenditures on physical assets (whether they become part of the Tacoma Power Commercial System or not) that are *not* related to provision of wireline services. For example, expenditures on wireless communications facilities, including wireless facility attachments to enable deployment of small cell, and

distributed antenna systems, will not be Capital Expenditures. Labor costs may be included if directly attributable to capital and not operations.

(b) Operator shall, on each Annual Reporting Date, submit to Tacoma Power a report on Capital Expenditures, with descriptions and dollar amounts, it has made since the most recent such report, or in the case of the first such annual report, in the Initial Period. The report shall identify if Capital Expenditures include any Credits (as defined below) from any prior Capital Expenditure Period. The report shall include Operator's supporting documentation necessary to demonstrate compliance for the reported Capital Expenditures, including the following:

1. Invoices for all contracted labor, with accompanying certification by Operator management that the claimed labor costs were directly attributable to Capital Expenditures, not operating expenses;
2. Work orders for internal labor associated with capital upgrades, with accompanying certification by Operator management that the claimed labor costs were directly attributable to Capital Expenditures, not operating expenses;
3. Bills of sale and inventory documentation for all materials and equipment purchased as part of Operator's Capital Expenditures obligation; and
4. As-built maps documenting outside plant construction and upgrades.

(c) For the Final Period, the report shall be submitted to Tacoma Power within sixty (60) days after the IRU Agreement expires or terminates.

(d) For any period in which After-Installed Assets are subject to financing arrangements described in Section 3 of the IRU Agreement, the report on Capital Expenditures shall also include a current status report on the ownership interests in and liens to which the After-Installed Assets are subject.

3. CREDITS AND SHORTFALLS

(a) If the report submitted pursuant to Section 2(b) demonstrates that Operator's Capital Expenditures were in excess of the Capital Expenditures Minimum (or if applicable, the Initial Period Minimum), the difference shall be considered a "Credit" and shall be credited toward the Capital Expenditures for the Capital Expenditures Period or Periods that follow (including the Final Period).

(b) If the report submitted pursuant to Section 2(b) demonstrates that Operator's Capital Expenditures (including any Credits from prior Capital Expenditure Periods, including the Initial Period) were less than the Capital Expenditure Minimum (or if applicable, the Final Period Minimum), the difference shall be considered a "Shortfall" and Tacoma Power shall have the remedy described in Section 5 below.

4. AUDIT RIGHTS

(a) Tacoma Power shall have the right no more than once every three (3) years to audit those Operator's books, records, and finances that relate to the IRU Agreement, upon reasonable notice to Operator and during normal business hours, in order to determine Operator's compliance with the Capital Expenditures Minimum.

5. REMEDIES FOR NON-COMPLIANCE

(a) If Operator submits a report, other than the report for the Final Period, showing a Shortfall, it will have an additional twelve (12) month period following the end of the Capital Expenditure Period showing the Shortfall ("**Catch-Up Period**") in which to make Capital Expenditures to be credited towards the Shortfall ("**Catch-Up Capital Expenditures**"). At the end of the Catch-Up Period, Operator shall submit a report on the Catch-Up Capital Expenditures in the same form as the annual report described in Section 2. If the report shows Operator has failed to make Catch-Up Capital Expenditures equivalent to the Shortfall during the Catch-Up Period, Operator will remit a payment, along with the report in the amount of the Shortfall, less the Catch-Up Expenditures, if any.

(b) If Operator submits a report for the Final Period showing a Shortfall, Operator will remit a payment, along with the report in the amount of the Shortfall.

(c) A late fee in the amount of Twelve Percent (12%) per annum shall be due and payable in the event that Operator has not paid the Shortfall within thirty (30) days after its due date.

EXHIBIT G EQUITABLE ACCESS

1. EQUITY IN PRICING AND SERVICE LEVELS.

(a) Operator agrees to offer like services at like prices to residential customers throughout the Tacoma Power Commercial Service Area.

(b) The Upgrade contemplated by Exhibit E hereto, as well as subsequent upgrades pursuant to Section 4 of Exhibit E, will be undertaken on a ubiquitous basis to 100% of the Tacoma Power Commercial System.

(b) Operator's goal is to roll out all upgrades in an equitable manner to ensure that neighborhoods with different levels of household income, neighborhoods with different mixes of race or ethnicity, and different council districts within the City of Tacoma all benefit from the upgrades on comparable deployment schedules.

2. EQUITY IN ACCESS TO SERVICE.

(a) Operator agrees that it will not decline service to any customer in good standing and that its services will be available on an equitable basis throughout the Tacoma Power Commercial Service Area. Consistent with its existing practices, Operator shall reinstate service for delinquent customers so long as they pay outstanding balances including late fees, if any, and remain current.

3. EQUITY COMMITMENTS.

(a) Operator will actively work to eliminate racial and socioeconomic disparities as it upgrades the Tacoma Power Commercial System across the Tacoma Power Commercial Service Area and beyond.

(b) Operator commits to purposeful citizen outreach and engagement with diverse community partners to better understand the needs of historically underserved populations. Through this, Operator will provide access based on the best available technology to serve the unique needs of any particular area or population.

(c) Operator will work with community partners and businesses from all parts of the Tacoma Power Commercial Service Area to promote and track equity and inclusion of services within Tacoma, Washington and throughout the region. This will allow Operator to quantify measurable improvements as they relate to broadband and telecommunication access in the community.

(d) As it does in its other service areas, Operator will provide guidance, education, and assistance to any subscriber requesting such assistance to help achieve equitable service outcomes as it relates to broadband and telecommunications offerings.

(e) Operator commits to being transparent and collaborative with individuals and community groups, holding itself accountable for measurable improvements and outcomes as it relates to equitable penetration of telecommunications and broadband services in the Tacoma Power Commercial Service Area.

4. PUBLICATION OF RATES AND SERVICES

(a) Operator shall publish its rates and services for residential customers on its website. This obligation shall not apply to enterprise customers.

5. ANNUAL CERTIFICATION.

(a) Operator shall provide annually to Tacoma Power, on the Annual Reporting Date, a certification signed by a corporate officer certifying that it has complied with the requirements of Sections 1 and 2 of this Exhibit G. Such certification shall also include report on activities that Operator has undertaken pursuant to this Exhibit G, including its specific efforts to meet the obligations contained in Section 3(a)-(e) of this Exhibit.

6. REMEDIES FOR NON-COMPLIANCE

(a) Failure of Operator to publish its rates and services on its website as required by Section 4 of this Exhibit is a Default. Liquidated damages in the amount of Two Hundred and Fifty Dollars (\$250) per day shall accrue from the date of receipt of Notice of Default until the Default is cured; provided that, the liquidated damages amount shall increase to five hundred dollars (\$500) per day if the Default is not cured within ninety (90) days following the date of receipt of the Notice of Default.

(b) In the event that Tacoma Power provides a Notice of Default to Operator related to the requirements contained in Section 1 or 2 of this Exhibit, any cure, including submittal of a compliance plan pursuant to Section 21(c) of this IRU Agreement, shall include rebates or refunds to customers who have overpaid and periodic reporting on compliance plan implementation.

(c) In the event that Operator does not cure or resolve a Default of a requirement contained in Section 1 or 2 of this Exhibit within the timeframes established pursuant to Sections 21(c) or 24 of this IRU Agreement, liquidated damages will accrue until the Default is cured and maintained for three consecutive months. Liquidated damages of Ten Thousand Dollars (\$10,000) will accrue for the first month, increasing by Five Thousand Dollars (\$5,000) each month thereafter until compliance is maintained for three consecutive months; provided that no liquidated damages will accrue or be payable for the three consecutive months of compliance. Operator agrees that, until compliance is maintained for three (3) consecutive months, it will provide Tacoma Power with a monthly report setting forth its efforts to implement the compliance plan together with a certification as to the status of its compliance.

EXHIBIT H
AFFORDABLE ACCESS TO TELECOMMUNICATIONS SERVICES

1. LIFELINE

(a) Operator represents that it is designated by the State of Washington or the Federal Communications Commission (“FCC”) as an eligible telecommunications carrier (“ETC”) and meets the program requirements to serve as a Lifeline services provider as of the Effective Date of the IRU Agreement and that it will maintain such ETC designation and participate in Lifeline or any available successor program, subject to the rules of the FCC, throughout the Term of this IRU Agreement.

(b) Operator shall offer the federal Lifeline subsidy to those customers within the Tacoma Power Commercial Service Area that qualify for the Lifeline subsidy according to the rules and policies of the FCC.

(c) In furtherance of the requirements in this Section 1, Operator agrees to: (i) publish the availability of its Lifeline program on its website; (ii) provide to Tacoma Power a copy of its redacted FCC Form 481, the Carrier Annual Reporting Data Collection Form (or comparable reports if modified by FCC in future) on the Annual Reporting Date each year and its FCC Form 555, the Annual Lifeline Eligible Telecommunications Carrier Certification Form; (iii) provide Tacoma Power with a certification annually on the Annual Reporting Date, certifying that it is in compliance with Section 1(b), and including a report of the annual aggregate statistics regarding customer enrollment in the Lifeline program served by the Tacoma Power Commercial System; and (iv) manage its Lifeline program in good faith at all times.

2. REDUCED-COST BROADBAND PROGRAM

(a) For the Term of the IRU Agreement, Operator shall offer a substantially reduced-cost broadband internet access service, at or above the FCC definition of broadband (as established periodically in FCC Broadband Deployment Reports, or similar reports) to households that are eligible for Tacoma Power’s electric service low-income program and shall periodically evaluate the offering of higher speed service at the reduced-cost service rate. Operator has represented that its initial program will consist of 30/10 (30 megabits download and 10 megabits upload). This plan may change over time.

(b) In furtherance of the requirements in this Section 2, Operator agrees to: (i) publish the availability of its reduced-cost broadband service on its website, in a manner that prominently advertises the service where Operator’s other services and pricing for the Tacoma Power Commercial System are advertised; (ii) establish a verification process for applicants that is non-onerous to customers; (iii) provide Tacoma Power with a certification signed by a corporate officer on an annual basis on the Annual Reporting Date, certifying that it is offering reduced-cost service, and including a report of the annual aggregate statistics regarding customer enrollment in the program; and (iv) manage its program in good faith at all times.

3. FREE BROADBAND SERVICE TO QUALIFYING ENTITIES

(a) Operator shall provide free broadband internet access service (either wired or Wi-Fi service at Operator’s option) to at least 30 locations passed by the Tacoma Power Commercial System within the Tacoma Power Commercial Service Area, that provide services to low-income

members of the community, as a means of facilitating broadband internet access for those who cannot access it elsewhere.

(b) Tacoma Power shall determine which categories of locations qualify for such free service and communicate the categories in writing to Operator. Within ninety (90) days thereafter, Operator must have the program in place so that qualifying entities can submit requests to Operator for processing and approval by both parties.

(c) Operator and Tacoma Power will try cooperatively to process and approve or deny requests within thirty (30) days of receipt.

(d) Operator shall provide the service contemplated in Section 3(a) within a reasonable time period, not to exceed thirty (30) days, following approval, unless the parties mutually agree to a longer period.

(e) Operator shall be excused from meeting the thirty (30) location target if there is insufficient demand from qualifying entities.

(f) In furtherance of the requirements in this Section 3, Operator agrees to: (i) publish the availability of its program on its website; (ii) provide Tacoma Power with a certification signed by a corporate officer on an annual basis on the Annual Reporting Date, certifying that it is offering the service, and including a report listing the locations receiving service under the program; and (iii) manage its program in good faith at all times.

EXHIBIT I
CUSTOMER SERVICE COMMITMENTS

1. CUSTOMER SERVICE CONTACTS

(a) Operator agrees to maintain a local or toll-free telephone line for taking customer calls and will provide other forms of customer contact that will be available twenty-four (24) hours per day, seven (7) days per week, including on holidays. During hours and days during which most similar businesses in Tacoma are open to serve customers, which currently includes Saturday mornings (“**Normal Business Hours**”), company representatives will be available to respond to customer inquiries. After Normal Business Hours, Operator may make provision for electronic response pending opportunity the following day for a response by a company representative. A company representative will respond to inquiries received after Normal Business Hours on the next business day.

(b) Under normal operating conditions that are within the control of Operator (“**Normal Operating Conditions**”), calls and other forms of customer contacts will be answered by a company representative within thirty (30) seconds after the connection is made. If the call or contact is transferred, the transfer time will not exceed thirty (30) seconds. These standards will be met at least ninety percent (90%) of the time, measured quarterly. Under Normal Operating Conditions, customers will receive a busy signal no more than three percent (3%) of the time. Normal Operating Conditions include special promotions and normal system maintenance and upgrades, but do not include natural disasters, civil disturbances, power outages, telephone network outages, and severe or unusual weather conditions.

2. SERVICE CALLS

(a) Operator will schedule appointments for installations and other service calls either at a specific time or, at a maximum, during a four-hour time block during normal business hours. Operator may also schedule service calls outside of normal business hours for the convenience of the customer. Operator will not cancel an appointment with a customer after the close of business on the business day prior to the scheduled appointment. If the service technician is running late and will not meet the specified appointment time, Operator will contact the customer and reschedule the appointment at the convenience of the subscriber.

(b) Standard installations that are located up to One Hundred and Twenty Five (125) feet from the existing distribution system will be performed within seven (7) days after an order has been accepted.

(c) Except during an event of Force Majeure, Operator will begin working on a service interruption no later than twenty-four (24) hours after being notified of the problem. Working is meant to denote that Operator has begun to address the matter.

(d) These standards concerning installations, outages and service calls will be met under normal operating conditions at least ninety-five percent (95%) of the time, measured quarterly.

3. BILLING PRACTICES

Thirty days advance notice will be given to subscribers of any changes in rates or services if the change is within the control of Operator. Refunds will be issued no later than either the customer's next billing cycle or thirty (30) days following resolution of the request, whichever is

earlier, or upon the return of equipment when service is terminated. Credits will be issued no later than the billing cycle following the determination that a credit is warranted.

4. PHYSICAL PRESENCE

Operator will maintain a physical presence in the City of Tacoma, including a store that will be open during all Normal Business Hours, where consumers can transact business in person with Operator staff-persons. The address of Operator's store shall be posted on its website. Operator will maintain some of its customer service staff in Tacoma.

5. QUARTERLY REPORTS

(a) Operator will provide Tacoma Power a report on its compliance with these customer service standards on a quarterly basis within thirty (30) days of the end of each calendar quarter.

(b) After the first three (3) years of the Term, if Operator has been in compliance, then future reporting shall be reduced to an annual basis. If reports are required annually, such report shall be submitted on the Annual Reporting Date, and in the event of a Default, Section 7(b) shall not apply; instead Section 6 of the IRU Agreement shall apply.

6. ANNUAL CERTIFICATION

Operator shall annually submit to Tacoma Power, on the Annual Reporting Date, a certification signed by a corporate officer certifying Operator's compliance with Section 4 of this Exhibit.

7. REMEDIES FOR NON-COMPLIANCE

(a) In the event that Operator does not cure or resolve a Default of a requirement of Section 4 of this Exhibit within the timeframes established pursuant to Sections 21(c) or 24 of this IRU Agreement, liquidated damages in the amount of Two Hundred and Fifty Dollars (\$250) per day will accrue until the Default is cured.

(b) Failure of Operator to timely submit any report required by Section 5 to Tacoma Power is a Default. Liquidated damages in the amount of Two Hundred and Fifty Dollars (\$250) per day shall accrue from the date of receipt of a Notice of Default until the Default is cured.

(c) In the event that Tacoma Power provides a Notice of Default related to the submittal of a report pursuant to Section 5 which demonstrates that Operator has failed to meet any of the customer service standards contained in this Exhibit, any cure, including submittal of a compliance plan shall include a requirement that Operator report to Tacoma Power, on a monthly basis, until such compliance plan is completely implemented and Operator is in compliance with all of the customer service standards in this Exhibit for three (3) consecutive months.

8. SCOPE OF OBLIGATIONS

(a) For the avoidance of doubt, the obligations in this Exhibit are the minimum obligations that may be imposed on Operator by Tacoma Power pursuant to this IRU Agreement with respect to customer service. Operator must also comply with any other obligations it may have with respect to customer service, including but not limited to, obligations in any franchise agreements or in municipal, state or federal laws or regulations, as they exist as of the Effective Date, or as they may be adopted or amended in the future.

(b) Nothing in this Exhibit should be construed to prevent or prohibit: (i) the City of Tacoma, acting in its capacity as a franchising authority, and Operator from agreeing to customer service

requirements that exceed the standards set forth in this Exhibit; (ii) the City of Tacoma, acting in its capacity as a franchising authority, from enforcing pre-existing customer service requirements that exceed the standards set forth in this Exhibit; (iii) the City of Tacoma, acting in its capacity as a franchising authority, from enacting or enforcing any consumer protection law; or (iv) the establishment or enforcement of any ordinance or regulation by the City of Tacoma concerning customer service that imposes customer service requirements that exceed, or address matters not addressed by, the standards set forth in this Exhibit.

DRAFT

EXHIBIT J CUSTOMER PRIVACY

1. PRIVACY

(a) Consistent with its existing policy and practice, Operator agrees to comply with City Council Resolution No. 39702 regarding privacy, a copy of which is attached hereto as **Exhibit J1**. This Resolution prohibits Internet Service Providers that serve as retail broadband data providers on the Tacoma Power Commercial System from collecting or selling personal information from a customer's use of the Internet without express written approval.

(b) Operator agrees to implement compliance with Resolution No. 39702 into its own broadband data service offerings delivered using the Tacoma Power Commercial System.

(c) Operator agrees to implement compliance with Resolution No. 39702 into any agreements it enters into with Internet Service Providers that serve as retail broadband data service providers on the Tacoma Power Commercial System.

2. PUBLICATION OF POLICY AND ANNUAL CERTIFICATION

(a) Operator shall conspicuously publish its privacy policy on its website.

(b) This privacy policy shall not limit subscribers' rights to seek judicial remedies.

(c) Operator shall annually submit to Tacoma Power, on the Annual Reporting Date, a certification signed by a corporate officer certifying Operator's compliance with this Exhibit. The annual certification shall include a copy of Operator's privacy policy.

3. REMEDIES FOR NON-COMPLIANCE

(a) In the event that Operator does not cure or resolve a Default of the requirement to conspicuously publish its privacy policy on its website within the timeframes established pursuant to Sections 21(c) or 24 of this IRU Agreement, liquidated damages will accrue in the amount of Five Hundred Dollars (\$500) per day, until such time as the Default is cured.

(c) In the event that Operator does not cure or resolve a Default of the requirement in Section 1(b) of this Exhibit within the timeframes established pursuant to Sections 21(c) or 24, liquidated damages in the amount of Seven Hundred Fifty Dollars (\$750) per day will accrue until the Default is cured by posting on its website a privacy policy compliant with Section 1(b) of this Exhibit.

4. SCOPE OF OBLIGATIONS

(a) For the avoidance of doubt, the obligations in this Exhibit are the minimum obligations that may be imposed on Operator by Tacoma Power pursuant to this IRU Agreement with respect to customer privacy. Operator must also comply with any other obligations it may have with respect to customer privacy, including but not limited to, obligations in any franchise agreements or in municipal, state or federal laws or regulations, as they exist as of the Effective Date, or as they may be adopted or amended in the future.

(b) Nothing in this Exhibit should be construed to prevent or prohibit: (i) the City of Tacoma, acting in its capacity as a franchising authority, and Operator from agreeing to customer privacy requirements that exceed the standards set forth in this Exhibit; (ii) the City of Tacoma, acting in

its capacity as a franchising authority, from enforcing pre-existing customer privacy requirements that exceed the standards set forth in this Exhibit; (iii) the City of Tacoma, acting in its capacity as a franchising authority, from enacting or enforcing any consumer privacy law; or (iv) the establishment or enforcement of any ordinance or regulation by the City of Tacoma concerning customer privacy that imposes customer privacy requirements that exceed, or address matters not addressed by the standards set forth in this Exhibit.

DRAFT

EXHIBIT J1
COUNCIL RESOLUTION REGARDING CUSTOMER PRIVACY

RESOLUTION NO. 39702

BY REQUEST OF MAYOR STRICKLAND AND COUNCIL MEMBERS CAMPBELL, IBSEN, AND MELLO

A RESOLUTION relating to protecting the privacy and security of Click Network! internet users.

WHEREAS, in 1997, the City, through its electrical utility, embarked on an effort to construct and operate a state-of-the-art telecommunication system for the benefit of its electric utility and electric utility customers, and

WHEREAS the telecommunications system (“Click! Network”) was constructed and has been in continuous operation since 1999, and WHEREAS Click! Network has entered into agreements with private internet service providers (“ISPs”) to use the Click! Network to provide internet services to approximately 25,000 retail customers, and

WHEREAS Click! Network and the ISPs have the ability to collect personal information resulting from their customers’ use of the internet, including (a) financial information; (b) health information; (c) information pertaining to children; (d) social security numbers; (e) precise geolocation information; (f) content of communications; (g) call detail information; and (h) web browsing history, application usage history, and the functional equivalents of either, from the users of their services, and

WHEREAS, in 2016, the United State Federal Communications Commission (“FCC”) proposed rules that would have required Click! Network and the ISPs to receive permission from their customers prior to collecting and selling such personal information, and

WHEREAS, on April 3, 2017, President Trump signed a United States congressional resolution that overturned the FCC internet privacy protections related to Click! Network and the ISPs collecting and selling personal information resulting from internet use, and

WHEREAS the Washington State Legislature has proposed legislation (“HB 2200 and SB 5919”) that would institute similar protections included in the prior FCC internet privacy rules; however, it is unlikely that such protections will be enacted into law before the current legislative session ends, and

WHEREAS protecting the privacy and security of Click! Network customers is of vital concern to the City Council, and the City Council desires that the Tacoma Public Utility Board (“Board”) prohibit Click! Network and its ISPs from collecting or selling their customers’ personal information without prior written permission, or refusing to serve customers who do not approve the collection or sale of their personal information;

Now, Therefore, BE IT RESOLVED BY THE COUNCIL OF THE CITY OF TACOMA:

Section 1. That the City Council hereby requests that the Tacoma Public Utility Board (“Board”) prohibit internet service providers (including Click! Network pursuant to an “All-In” Retail Business Plan) who have entered into agreements with Tacoma Power to use Click! Network from collecting or selling personal information from a customer resulting from the customer’s use of the internet without express written approval from the customer.

Section 2. That the City Council hereby requests that the Board prohibit its internet service providers (including Click! Network pursuant to an “All-In” Retail Business Plan) from refusing to provide services to a customer on the grounds that the customer has not approved the collection or sale of the customer’s personal information.

Section 3. That the City Council hereby requests that in the event that Click! Network is sold or leased, the prohibitions as set forth in Sections 1 and 2 above be included as condition of the sale or lease.

Section 4. That the prohibitions requested in this resolution shall remain in effect until such time as either the federal government or the state of Washington enacts the same or broader privacy and security protections for internet users.

EXHIBIT K NET NEUTRALITY

1. NET NEUTRALITY

(a) Consistent with its longtime policy and practice, Operator shall operate the Tacoma Power Commercial System on a net neutral basis. Specifically, Operator commits to operate the Tacoma Power Commercial System consistent with the following principles:

(i) **Transparency:** Operator will fully and publicly disclose accurate information about its services, including technical characteristics, performance characteristics, and network management practices, so consumers can make informed choices.

(ii) **No throttling:** Operator shall not impair or degrade lawful Internet traffic on the basis of Internet content, application, or service or use of a non-harmful device, subject to reasonable network management.

(iii) **No blocking:** Subject to reasonable network management, Operator shall not block lawful content, websites, resources, applications, services, or non-harmful devices.

(iv) **No discrimination against lawful network traffic:** All lawful traffic, including encrypted traffic, will receive similar treatment. No traffic will receive preferential treatment based on affiliation, the identity of the end user, the content of the information, the provider of content, or the type of service being provided.

(v) **No paid prioritization:** Operator shall not engage in paid prioritization. Paid Prioritization refers to the management of a network to directly or indirectly favor some traffic over other traffic, including through use of techniques such as traffic shaping, prioritization, resource reservation, or other forms of preferential traffic management either in exchange for monetary or other consideration from a third party, or to benefit an affiliated entity.

(vi) **Reasonable network management** is any practice that has a primarily technical network management justification, but does not include other business practices. A network management practice is reasonable if it is primarily used for and tailored to achieving a legitimate network management purpose, taking into account the particular network architecture and technology of the service.

(b) In furtherance of the requirements in Section 1(a), Operator agrees to conspicuously post and continuously maintain on its website a copy of its net neutrality policy.

2. ANNUAL CERTIFICATION AND PERIODIC TESTING

(a) On an annual basis, Operator shall by the Annual Reporting Date, provide the Tacoma Power Contract Administrator with a certification signed by a corporate officer certifying Operator's ongoing compliance with Section 1. Such certification shall include a copy of the policy posted on Operator's website.

(b) To confirm that Operator is operating the Tacoma Power Commercial System in compliance with Section 1, Tacoma Power may periodically test the Tacoma Power Commercial System for compliance.

(i) Tacoma Power Commercial Tacoma Power may use any testing tool to monitor net neutrality compliance, including but not limited to online tools, network scanners, and local servers; provided that, the Parties may mutually agree to use of a specific testing tool or methodology to monitor net neutrality compliance. At Tacoma Power's request, Operator will provide network documentation and configuration data to prove that it is not throttling, slowing, promoting, or otherwise treating specific traffic in ways that are impermissible under Operator's net neutrality obligations. Tacoma Power may also make unscheduled site visits to conduct on-site testing up to four times per year and Operator will grant access and opportunity to test on those occasions.

(ii) Tacoma Power may change its technical approach to net neutrality testing and verification in its sole discretion based on technological changes and changes in the use of broadband services.

3. REMEDIES FOR NON-COMPLIANCE

(a) Failure of Operator to conspicuously post its net neutrality policy on its website is a Default. Liquidated damages in the amount of Five Hundred Dollars (\$500) per day shall accrue from the date of receipt of Notice of Default until the Default is cured.

(b) In the event that Tacoma Power provides a Notice of Default to Operator alleging that the tests required in Section 2(b) of this Exhibit K revealed that the Tacoma Power Commercial System is not being operated in compliance with Section 1, any such Notice of Default shall include a copy of the tests showing the Default with full documentation as how the tests were conducted, including, but not limited to, date, time of day, location and methodology. In the event that, (i) Tacoma Power implements a testing tool or methodology not mutually agreed to by the Parties to monitor net neutrality compliance, which test results in a determination that Operator is not in compliance with Section 1 of this Exhibit K, (ii) Tacoma Power issues a Notice of Default based upon such determination, and (iii) the Operator seeks dispute resolution pursuant to Section 24 of the IRU Agreement and disputes the accuracy or reliability of the results of application of such test results, Operator may request that a neutral third party with knowledge and experience regarding the subject of the Dispute, conduct a review of the tests conducted by Tacoma Power and provide a report regarding the accuracy and reliability of the test results, and such other matters as the Parties deem relevant to the review. This report and the conclusions contained therein shall be presumptively conclusive as to this Disputed issue. The independent third party shall be mutually agreed to by the Parties and the parties shall equally bear the costs of such neutral third party. If the Parties are unable to mutually agree to the selection of the neutral third party within a reasonable period of time, the Parties shall each select a neutral third party who collectively shall select a third neutral third party to conduct the review and issue the report.

(c) In the event that Operator does not cure or resolve a Default of a requirement contained in Section 1 of this Exhibit within the timeframes established pursuant to Sections 21(c) or 24 of this IRU Agreement, Tacoma Power shall have the right to perform testing on the Tacoma Power Commercial System for compliance with Section 1 at any frequency it chooses. Operator shall bear the costs of such tests.

(d) Test results obtained pursuant to Section 3(c) will be evaluated on a weekly basis and, if applicable, liquidated damages will accrue as follows:

(i) During the first week following the timeframes established pursuant to Sections 21(c) or 24 of this IRU Agreement, if testing on the Tacoma Power Commercial System reveals that the Tacoma Power Commercial System is not in compliance with Section 1, liquidated damages will accrue in the amount of Ten Thousand Dollars (\$10,000).

(ii) If testing on the Tacoma Power Commercial System during the second week following the timeframes established pursuant to Sections 21(c) or 24 of this IRU Agreement reveals that the Tacoma Power Commercial System is still not in compliance with Section 1, liquidated damages will accrue in the amount of Fifteen Thousand Dollars (\$15,000).

(iii) The aforementioned liquidated damages will accrue at an increased rate of Five Thousand Dollars (\$5,000) per week for every week thereafter where tests reveal the Tacoma Power Commercial System is still not in compliance with Section 1, until such time as Operator has achieved compliance and remains in compliance for twelve (12) consecutive weeks; provided that no liquidated damages will accrue or be payable for the twelve (12) consecutive weeks of compliance.

(d) If in the judgment of Tacoma Power the severity of the breach of Section 1 so warrants, Tacoma Power may perform a technical audit to review the Tacoma Power Commercial System at Operator's cost, in addition to or as an alternative to compliance testing.

4. SCOPE OF OBLIGATIONS

(a) For the avoidance of doubt, the obligations in this Exhibit are the minimum obligations that may be imposed on Operator by Tacoma Power pursuant to this IRU Agreement with respect to net neutrality. Operator must also comply with any other obligations it may have with respect to net neutrality, including but not limited to, obligations in any franchise agreements or in municipal, state or federal laws or regulations, as they exist as of the Effective Date, or as they may be adopted or amended in the future.

(b) Nothing in this Exhibit should be construed to prevent or prohibit: (i) the City of Tacoma, acting in its capacity as a franchising authority, and Operator from agreeing to net neutrality requirements that exceed the standards set forth in this Exhibit; (ii) the City of Tacoma, acting in its capacity as a franchising authority, from enforcing pre-existing net neutrality requirements that exceed the standards set forth in this Exhibit; (iii) the City of Tacoma, acting in its capacity as a franchising authority, from enacting or enforcing any net neutrality law; or (iv) the establishment or enforcement of any ordinance or regulation by the City of Tacoma concerning net neutrality that imposes net neutrality requirements that exceed, or address matters not addressed by the standards set forth in this Exhibit.

EXHIBIT L
OPEN ACCESS TO TELECOMMUNICATIONS ASSETS

1. OPEN ACCESS PROGRAM

(a) Operator shall provide wholesale services over the Tacoma Power Commercial System to other telecommunications providers consistent with its practices and policies in other geographic areas in which it provides such wholesale services (“**Open Access Program**”).

(b) In furtherance of the requirements in Section 1(a), Operator agrees to conspicuously post and continuously maintain on its website a copy of its Open Access Program.

2. ANNUAL REPORT

(a) Operator shall provide Tacoma Power with a copy of its Open Access Program on an annual basis on the Annual Reporting Date.

3. REMEDIES FOR NON-COMPLIANCE

(a) Failure of Operator to maintain its Open Access Program posted on its website is a Default. Liquidated damages in the amount of Two Hundred and Fifty Dollars (\$250) per day shall accrue from the date of receipt of Notice of Default until the Default is cured.

EXHIBIT M
ECONOMIC DEVELOPMENT AND EDUCATIONAL OPPORTUNITIES

1. INTERNSHIP PROGRAM

Operator agrees to develop an internship program to provide work opportunity and training for students and residents of Tacoma, Washington, including veterans.

2. BUSINESS DEVELOPMENT

Operator will work directly with Tacoma Power to assist the Tacoma's economic development department to support efforts to attract businesses to Tacoma and to provide marketing information about Operator's commercial service offerings that can be provided to businesses considering locating in Tacoma.

3. TIMING

(a) Operator shall implement the internship program contemplated by Section 1 of this Exhibit within twenty-four (24) months of the Effective Date of this IRU Agreement. Operator shall provide notice to Tacoma Power when it has established and implemented the program required by Section 1, together with a copy of the program summary.

(b) Operator shall continue to offer the internship program, or a similar program, during the Term of the IRU Agreement. If Operator ceases to offer an internship program, it must provide written notice to Tacoma Power within thirty (30) days of cessation.

4. ANNUAL REPORT

(a) Operator shall annually submit to Tacoma Power, on the Annual Reporting Date, a report detailing the activities that Operator has undertaken to comply with this Exhibit since the most recent such report, or in the case of the first such annual report, since the Effective Date of this IRU Agreement.

5. REMEDIES FOR NON-COMPLIANCE

(a) Failure to timely provide any notice required by Section 3 is a Default. Liquidated damages in the amount of Two Hundred and Fifty Dollars (\$250) per day shall accrue from the date of receipt of Notice of Default until the Default is cured.

(b) In the event that Operator fails to develop and implement the internship program as required by Section 1 of this Exhibit by the deadline in Section 3(a), Operator shall pay Ten Thousand Dollars (\$10,000) annually beginning on the Annual Reporting Date immediately following the deadline in Section 3(a). The payment shall be made either to Tacoma Power to be placed in a Tacoma Power program for workplace training or to another internship program as directed and chosen by Tacoma Power. Payments shall continue to be due annually until such time as Operator establishes an internship program in compliance with this Exhibit.

(c) In the event that Operator establishes a program and then ceases to implement it as required by Section 1 of this Exhibit, Operator shall pay Ten Thousand Dollars (\$10,000) annually beginning on the Annual Reporting Date following Operator's cessation of the program. The payment shall be made either to Tacoma Power to be placed in a Tacoma Power program for workplace training or to another internship program as directed and chosen by Tacoma Power.

Payments shall continue to be due annually until such time as Operator re-establishes an internship program in compliance with this Exhibit.

DRAFT

EXHIBIT N
PRESERVE COMPETITION AMONG PROVIDERS

1. RESTRICTIONS ON TRANSFERS

(a) Operator represents and warrants that as of the Effective Date, it is [*TEXT TO BE PROVIDED WHEN FINAL*].

(b) Operator acknowledges Tacoma Power's goal of preserving and promoting competition in the local telecommunications industry. To that end, Rainier covenants that it will not sell, grant, assign, delegate, or otherwise transfer (whether voluntarily, by operation of law or otherwise) any of its rights or obligations under this IRU Agreement to any entity (a "Transfer") without the prior written consent of Tacoma Power. Any Change of Control or Change of Working Control shall be deemed a Transfer for the purposes of this provision. A "Change of Control" means the sale of all or substantially all the assets of Operator; any merger, consolidation or acquisition of Operator with, by or into another corporation, entity or person; or any change in the ownership of more than fifty percent (50%) of the voting rights in Operator through one or more related transactions. A "Change of Working Control" means any change in the possession, direct or indirect, of the power to direct or cause the direction of the management and policies of Operator, whether through the ownership of voting securities, by contract or otherwise. Notwithstanding the foregoing, written consent shall not be required for transfer of ownership made by testamentary provisions or the laws of descent.

(c) Further, Operator agrees not to sell, grant, assign, delegate, or otherwise transfer its rights or obligations under the IRU Agreement to any Facilities-Based Entity that has residential broadband or data service market share of twenty-five percent (25%) or more of the Tacoma Power Commercial Service Area. A "Facilities-Based Entity" means an entity that provides residential services primarily via wireline fiber and/or coaxial cable facilities.

2. ANNUAL OWNERSHIP REPORT & CERTIFICATION

(a) Operator agrees to provide to Tacoma Power, annually on the Annual Reporting Date, a current list of the names of all persons and entities with voting rights and ownership interests of Five Percent (5%) or greater in Operator.

(b) Operator agrees to provide to Tacoma Power, annually on the Annual Reporting Date, a certification signed by a corporate officer certifying that Working Control of Operator has not changed without Tacoma Power's consent.

3. TRANSFER REQUESTS

(a) Operator may request Tacoma Power's consent to a Transfer no less than six (6) months prior to the proposed effective date of the Transfer.

(b) Consent to the Transfer may be withheld by Tacoma Power in the event that Tacoma Power determines after an evaluation of the request for consent, that the Transfer would violate any of the 12 policy goals adopted by the Tacoma Public Utilities Utility Board and City of Tacoma Council regarding Tacoma Power Commercial, or the entity will not have adequate legal, technical, and/or financial capacity to perform Operator's obligations under this IRU Agreement.

(c) Any consent to a Transfer to a new legal entity granted by Tacoma Power shall be conditioned on the new legal entity entering into a written acceptance, in form and content approved by the City Attorney, agreeing that all acts and omissions of Operator with respect to the IRU Agreement occurring prior to the Transfer will continue to be deemed to be those of the new entity and committing to comply with all the terms of this IRU Agreement. Operator shall not be relieved of its obligations under the IRU Agreement unless and until Tacoma Power receives such written acceptance.

4. REMEDIES FOR NON-COMPLIANCE

(a) Any attempted or purported assignment, delegation or other transfer not in conformance with this Exhibit (“Unauthorized Transfer”) shall be voidable at Tacoma Power’s option provided that Tacoma Power provides notice of avoidance within six (6) months from the date Tacoma Power has actual notice of the Unauthorized Transfer. Subject to the foregoing, the IRU Agreement shall be binding on the Parties’ successors and assigns.

(c) In the event of an Unauthorized Transfer, the IRU Fee due and payable by Operator shall be doubled, effective the date the Unauthorized Transfer and continuing until such time as Tacoma Power voids the Unauthorized Transfer pursuant to Section 4(a). If Tacoma Power elects not void the Transfer, at the end of the six (6) month period, the IRU Fee due and payable going forward shall no longer be doubled.

EXHIBIT O
CONTINUITY OF SERVICES COMMITMENT

1. COOPERATION

(a) In the event that the IRU Agreement between the Parties is terminated for any reason (including expiration), the parties will cooperate in good faith to transition the Tacoma Power Commercial System to Tacoma Power or to an entity of Tacoma Power's choosing (the "Successor Operator") in accordance with the following principles

(i) Continue the provision of services and minimize disruption to Tacoma Power Commercial System customers;

(ii) Preserve the value of the Tacoma Power Commercial System as a going concern;

(iii) Protect the physical integrity of the Tacoma Power Commercial System; and

(iv) Complete the transition within no more than six (6) months (the "**Post-Termination Period**").

2. RIGHT OF USE

(a) During the Post-Termination Period, Tacoma Power shall have an unrestricted right of access to and use of any equipment and other assets and inventory in use to support operations of the Tacoma Power Commercial System and Associated Property, so as to enable continuity of services and seamless migration to the Successor Operator. This right of access and use shall not include physical access to the Operator Network.

(b) During the Post-Termination Period, Operator will continue to operate the Tacoma Power Commercial System in accordance with the requirements of the IRU Agreement, except as those requirements may be modified consistent with this Exhibit, the Continuity of Services Plan, and as directed by Tacoma Power as necessary to effect the seamless transition to the Successor Operator.

3. ACCESS TO DATA, PERSONNEL AND RECORDS

(a) During the Post-Termination Period, Operator shall provide Tacoma Power with access to personnel and all records and information necessary for Tacoma Power to transition operation of the Tacoma Power Commercial System in a seamless manner, including customer accounts and customer data, and maps and data regarding the Tacoma Power Commercial System and its use.

(b) During the Post-Termination Period, Operator shall fully cooperate in the assignment of customer contracts, content and services contracts, and any other third-party arrangements necessary to effect the seamless transition.

4. REVENUES AND EXPENSES

(a) During the Post-Termination Period, Operator shall be responsible for all operating expenses and shall be entitled to all of the revenues generated by the Tacoma Power Commercial System, subject to Section 4(c) below.

(b) During the Post-Termination Period, Operator shall have no obligation to pay the IRU Fee or make Capital Expenditures.

(c) During the Post Termination Period, Operator shall pay to Tacoma Power five percent (5%) of its gross revenue generated from its operations on the Tacoma Power Commercial System. "Gross Revenues" means all revenues derived from operation of the Tacoma Power Commercial System.....

5. PERFORMANCE GUARANTEE

(a) During the Post-Termination Period, the Performance Guarantee provided by Operator pursuant to the IRU Agreement shall be maintained in full force and effect and may be relied upon by Tacoma Power if Operator fails to comply with the obligations in this Exhibit or any related agreements.

6. DEVELOPMENT OF CONTINUITY OF SERVICES PLAN

(a) On the second Annual Reporting Date following the Effective Date of the IRU Agreement, Operator will submit to Tacoma Power for its review and approval a Continuity of Services Plan to replace the Continuity of Services Commitment contained in this Exhibit. The plan shall at a minimum: (1) require the Parties to exercise best efforts and cooperation to effect an orderly and efficient transition to the Successor Operator; (2) identify the major components of the transition, including but not limited to: (i) separation of the Tacoma Power Commercial System from the Operator Network; (ii) network operations and management; (iii) accounting and recordkeeping; and (iv) regulatory compliance; and (3) specify the anticipated timeframe and sequence for transferring customers, contracts, equipment and responsibilities for each component of operations described in the Continuity of Services Plan.

(b) The Parties agree to review the Continuity of Services Plan in good faith no more frequently than once every three (3) years during the Term, but no less frequently than every five (5) years during the Term and make any necessary revisions.

7. OPERATOR'S CONTINUED RETAIL OPERATIONS

(a) Tacoma Power understands that Operator will be serving customers currently served by Net-Venture and Mashell Telecom, Inc. under their existing ISP Advantage Agreements with Tacoma Power. In the event that the IRU Agreement between the Parties is terminated for any reason (including expiration) and Tacoma Power takes over operation of the Tacoma Power Commercial System, or transfers the Tacoma Power Commercial System to a Successor Operator, Tacoma Power or the Successor Operator shall be obligated to have an Open Access Program as described in Exhibit L to the IRU Agreement.

EXHIBIT P
TRADEMARK LICENSE AGREEMENT

THIS AGREEMENT, effective as of _____, ___ is by and between **City of Tacoma, Department of Public Utilities, Light Division**, a municipal corporation of the state of Washington, (“Licensor”) and Rainier Connect North, LLC, a Washington limited liability company (“Licensee”). The parties hereto are hereinafter collectively referred to as the “Parties.” Capitalized terms used herein and not defined shall have the meanings assigned to them in the IRU Agreement.

WHEREAS, Licensor is the owner of two (2) Washington state trademarks, one for “Click! Cable TV” and symbol (Washington trademark registration number 53233 under trademark classifications 35 and 38) and one for “Click! Cable TV” (Washington trademark registration number 54077 under trademark classification 41), shown in **Exhibit P1** hereto (collectively the “Marks”);

WHEREAS, Licensor has used the Marks in connection with the marketing and operation of its retail and wholesale communications business (“Click! Business”) but intends to cease operations and transfer control of the assets related to the Click! Business, including but not limited to the Tacoma Power Commercial System, to Licensee as of the Effective Date of this IRU Agreement;

WHEREAS, Licensee desires to use the Marks in connection with the use of the Tacoma Power Commercial System in the manner and subject to the terms and conditions set forth in this Agreement and the IRU Agreement; and

NOW, THEREFORE, In consideration of the premises and the mutual covenants and agreement of the Parties set forth herein and other good and valuable consideration, the sufficiency of which is hereby mutually acknowledged, the Parties agree as follows:

1. **GRANT OF LICENSE.** Licensor grants to Licensee an exclusive, royalty-free non-transferable license to use the Marks in connection with the Tacoma Power Commercial System, throughout the Tacoma Power Commercial Service Area depicted in IRU Agreement, Exhibit A1.

2. **USE OF THE MARKS.** Licensee shall comply with the following requirements when using the Marks:

2.1 The use must be accompanied by the following text:

All rights reserved. [Insert Mark] is a trademark of City of Tacoma.

2.2 The use must comply with the applicable provisions of the guidelines set forth in **Exhibit P2** attached hereto.

3. **NO ASSIGNMENT.** This license to use the Marks may not be assigned or otherwise transferred by Licensee, under any circumstances, without the prior, express, written

consent of Licensor. Licensor does not grant, and nothing in this Agreement shall be construed as granting, to Licensee the right to license, sublicense, or authorize others to use the Marks.

4. OWNERSHIP.

4.1 Licensee acknowledges that the Marks are valid, are the exclusive property of Licensor, and can lawfully be used only with the express license or consent of Licensor. Licensee shall not at any time do, or cause to be done, any act or thing contesting or in any way impairing or intending to impair the validity of the Marks and/or Licensor's exclusive rights, title, and interest in and to the Marks.

4.2 Licensee shall not register or apply to register the Marks, either alone or in combination with any other word(s) and/or design(s), in any country, state, or jurisdiction. Licensee shall not in any manner represent that it owns the Marks, and Licensee hereby acknowledges that its use of the Marks shall not convey any rights, title, or interest in or to said Marks in Licensee's favor, but that all use of the Marks by Licensee shall inure to the benefit of Licensor.

4.3 Licensee shall be responsible for all costs associated with maintaining the registration of the Marks, including all fees charged by the Washington Secretary of State associated with renewing the Marks. Licensee shall provide copies of all filings and correspondence related to the Marks to Licensor.

5. TERM AND TERMINATION.

5.1 Unless sooner terminated under the provisions of Section 5.2 below, or by mutual agreement of the Parties in writing, this Agreement shall continue so long as the IRU Agreement is in full force and effect. In the event that the IRU Agreement is terminated, by either Party and for any reason, this Agreement shall automatically terminate.

5.2 If Licensee fails to comply with any of the provisions of this Agreement, Licensor may terminate this Agreement by express written notice to Licensee; provided, however, that if Licensee, within 60 days after Licensor's notice, cures or otherwise corrects such violation or noncompliance to Licensor's reasonable satisfaction, said termination notice shall be of no further force or effect and this Agreement shall be reinstated under all the terms and conditions as existed before the notice of termination.

5.3 Upon termination of this Agreement, Licensee shall permanently discontinue all use of the Marks and refrain from using any other service mark, trademark, trade name, corporate name, or any other designation confusingly similar to any one or all of the Marks.

6. INDEMNITY.

6.1 Licensee shall indemnify and defend Licensor against any loss or losses incurred through claims, actions, or lawsuits by third parties against Licensor involving or arising from the use of the Marks by Licensee, and shall hold Licensor harmless for

any damages, attorney fees, or other costs that Licensor may be required to pay as a result of any such claims, actions, or lawsuits being asserted against Licensor.

6.2 If Licensee brings to Licensor's attention an unauthorized third party use of the Marks, Licensor shall take steps to abate such use at Licensor's expense if Licensor, after investigation and evaluation of such unauthorized use, concludes that such use constitutes an infringement of its rights and that there is a reasonable probability of success in taking action to abate such infringement.

7. NOTICES.

Except for routine operational communications, which may be delivered personally or transmitted by electronic mail all notices required hereunder shall be in writing and shall be considered properly delivered when received if personally delivered, or on the third day following mailing, postage prepaid, certified mail, return receipt requested to the Parties at the following addresses:

Licensor:

Tacoma Public Utilities
3628 South 35th Street
Tacoma, WA 98409
Telephone: (253) 502-8600
Attention: TPU Contract Administrator

With a copy to:

City of Tacoma
747 Market Street, Suite 1120
Tacoma, WA. 98402
Telephone: (253) 591-5626
Attention: City Attorney

Licensee:

Rainier Connect North, LLC
P.O. Box 639
104 Washington Ave. N.
Eatonville, WA 98329
Attn: Manager

With a copy to:

Richard A. Finnigan
2112 Black Lake Blvd. SW
Olympia, WA 98512

8. **BINDING EFFECT.** This Agreement shall be effective as of the date first above written and shall be binding upon and inure to the benefit of the Parties hereto and their respective successors or assigns as permitted by this Agreement.

[SIGNATURE PAGES TO FOLLOW]

IN WITNESS WHEREOF, each Party has caused this License Agreement to be executed by its duly authorized representative as of the date indicated below.

CITY OF TACOMA, DEPARTMENT OF PUBLIC UTILITIES, LIGHT DIVISION,

d/b/a Tacoma Power

By: _____

Print Name: _____

Title: _____

Date: _____

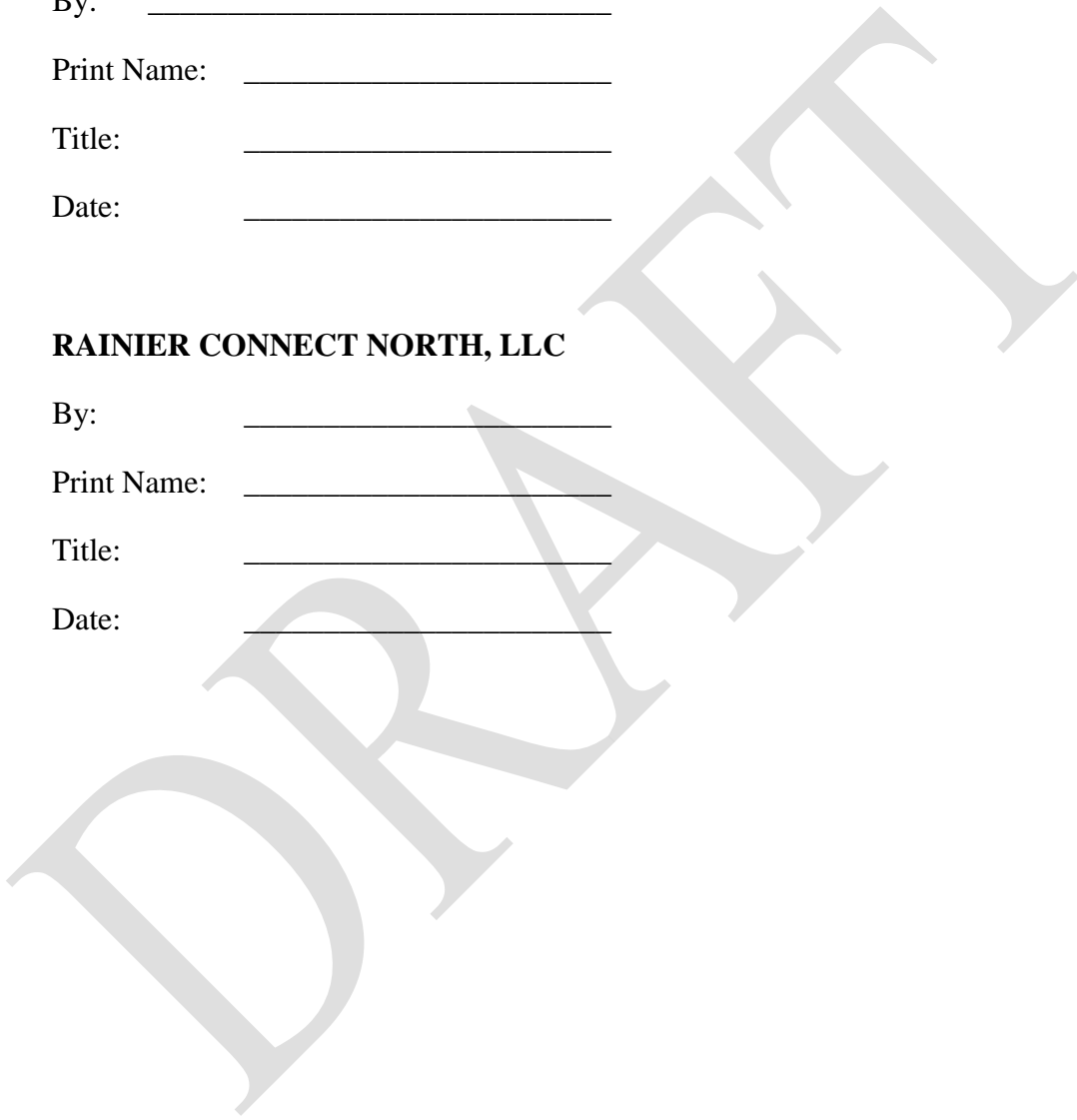
RAINIER CONNECT NORTH, LLC

By: _____

Print Name: _____

Title: _____

Date: _____



**EXHIBIT P1
MARKS**

DRAFT

**EXHIBIT P2
GUIDELINES**

DRAFT



The Operator shall obtain and maintain the minimum insurance set forth below. By requiring such minimum insurance, the City of Tacoma (City) shall not be deemed or construed to have assessed the risk that may be applicable to Operator under this IRU Agreement. Operator shall assess its own risks and, if it deems appropriate and /or prudent, maintain greater limits and/or broader coverage.

1. GENERAL REQUIREMENTS

The following General Requirements apply to Operator performing services or activities pursuant to the terms of this IRU Agreement. Operator acknowledges and agrees to the following insurance requirements applicable to Operator:

- 1.1. City reserves the right to approve or reject the insurance provided based upon the insurer, terms and coverage, the Certificate of Insurance, and/or endorsements.
- 1.2. The insurance must be written by companies licensed in the State of Washington pursuant to RCW 48 with an (A-) VII or higher in the A.M. Best's Key Rating Guide www.ambest.com.
- 1.3. Operator shall keep this insurance in force during the entire term of the IRU Agreement and for thirty (30) calendar days after completion of all work required by the IRU Agreement, unless otherwise provided herein.
- 1.4. Policies of Insurance, *such as Commercial General Liability or Commercial Auto Liability or Excess Liability*, required under this IRU Agreement that name City as Additional Insured shall:
 - 1.4.1. Be considered primary and non-contributory for all claims.
 - 1.4.2. Contain a "Severability of Insureds", "Separation of Interest", or "Cross Liability" provision and a "Waiver of Subrogation" clause in favor of City.
- 1.5. A Waiver of Subrogation in favor of City for General Liability and Automobile Liability.
- 1.6. Insurance limits shown below may be written with an excess policy that follows the form of an underlying primary liability policy or an excess policy providing the required limit.
- 1.7. Insurance policy(ies) shall be written on an "occurrence" form, except for Cyber/Privacy and Security.
- 1.8. If coverage is approved and purchased on a "Claims-Made" basis, Operator warrants continuation of coverage, either through policy renewals or by the purchase of an extended reporting period endorsement as set forth below.
- 1.9. Operator shall provide City notice of any cancellation or non-renewal of this required insurance within 30 calendar days.
- 1.10. Operator shall not allow any insurance to be cancelled or lapse during any term of this IRU Agreement, otherwise it shall constitute a material breach of the IRU Agreement, upon which City may, after giving thirty (30) business days' notice to Operator to correct the breach, immediately terminate the IRU Agreement or, at its discretion, procure or renew such insurance and pay any and all premiums in connection therewith; with any sums so expended to be repaid to City by Operator upon demand, or at the sole discretion of City, offset against funds due Operator from City.



Exhibit Q

CITY OF TACOMA INSURANCE REQUIREMENTS

- 1.11. Operator shall be responsible for all premiums, deductibles and self-insured retentions. All deductibles and self-insured retained limits shall be shown on the Certificates of Insurance. Any deductible or self-insured retained limits in excess of Ten Thousand Dollars (\$10,000) must be approved by City Risk Management Division.
 - 1.12. Insurance coverages specified in this IRU Agreement are not intended and will not be interpreted to limit the responsibility or liability of Operator.
 - 1.13. City reserves the right to review insurance requirements and request that reasonable adjustments be made.
 - 1.14. City, including its officers, elected officials, employees, and agents, , shall be named as additional insured(s) by endorsement for all liability insurance policies set forth below. No specific person or department should be identified as the additional insured.
 - 1.15. Operator shall deliver a Certificate of Insurance for each policy of insurance meeting the requirements set forth herein when Operator delivers the signed IRU Agreement to City. Operator shall deliver copies of any applicable Additional Insured, Waiver of Subrogation, and primary and non-contributory endorsements.
 - 1.16. Failure by City to identify a deficiency in the insurance documentation provided by Operator or failure of City to demand verification of coverage or compliance by Operator with these insurance requirements shall not be construed as a waiver of Operator's obligation to maintain such insurance.
- 2. SUBCONTRACTORS**
- It is Contractor's responsibility to ensure that each subcontractor obtain and maintain adequate liability insurance coverage. Contractor shall provide evidence of such insurance upon City's request.
- 3. REQUIRED INSURANCE AND LIMITS**
- The insurance policies shall provide the minimum coverages and limits set forth below. Providing coverage in these stated minimum limits shall not be construed to relieve Operator from liability in excess of such limits.
- 3.1. Commercial General Liability (CGL) Insurance**
- The CGL insurance policy must provide limits not less than One Million Dollars (\$1,000,000) each occurrence and Two Million Dollars (\$2,000,000) annual aggregate.
- The CGL policy shall be written on an Insurance Services Office (ISO) form CG 00 01 (04-13) or its equivalent. The CGL policy shall be endorsed to include:
- 3.1.1 Contractual Liability-Railroad using ISO form CG 24 17 (10-01) or equivalent if Operator is performing work within fifty (50) feet of a City railroad right of way.
 - 3.1.2 City as additional insured using ISO form endorsements CG 20 10 (04-13) and CG 20 37 (04-13) or equivalent for ongoing and completed operations, or using ISO form endorsement CG 20 26 (04-13) or equivalent for Facility Use Agreements. Neither additional insured provisions within an insurance policy form, nor blanket additional insured endorsements will be accepted in lieu of the endorsements specified herein.
- 3.2 Commercial Automobile Liability (CAL) Insurance**
- Operator shall obtain and keep in force during the term of the IRU Agreement, a policy of CAL



Exhibit Q

CITY OF TACOMA INSURANCE REQUIREMENTS

insurance coverage, providing bodily injury and property damage coverage for owned (if any), non-owned, hired, or leased vehicles.

Operator must also maintain an MCS 90 endorsement or equivalent and a CA 9948 endorsement or equivalent if "Pollutants" are to be transported. CAL policies must provide limits not less than One Million Dollars (\$1,000,000) each accident for bodily injury and property damage. Must use ISO form CA 0001 or equivalent.

3.3 Workers' Compensation

Operator shall comply with Workers' Compensation coverage as required by the Industrial Insurance laws of the State of Washington.

3.4 Employers' Liability (EL) (Stop-Gap) Insurance

Operator shall maintain EL coverage with limits not less than One Million Dollars (\$1,000,000) each employee, One Million Dollars (\$1,000,000) each accident, and One Million Dollars (\$1,000,000) policy limit.

3.5 Excess or Umbrella Liability (UL) Insurance

Operator shall provide Excess or UL coverage at limits of not less than Ten Million Dollars (\$10,000,000) per occurrence and in the aggregate. This coverage shall apply, at a minimum, in excess of primary underlying Commercial General Liability and Automobile Liability if required herein.

3.6 Employee Theft (ET) Insurance

Operator shall maintain an Employee Dishonesty policy with a limit not less than One Million Dollars (\$1,000,000) per occurrence. Such policy shall include City as Loss Payee.

3.7 Cyber/Privacy and Security (CP&S) Insurance

Operator shall maintain CP&S insurance with coverage of not less than One Million Dollars (\$1,000,000) per claim and Two Million Dollars (\$2,000,000) general aggregate that includes, but is not limited to, coverage for first party costs and third-party claims. Coverage shall include loss resulting from data security/privacy breach, unauthorized access, denial of service attacks, introduction of virus and malicious code, network security failure, dissemination or destruction of electronic data, business interruptions, privacy law violation, and disclosure of non-public, personal and confidential information, and failure to disclose breaches as required law or contract. Coverage shall include notifications and other expenses incurred in remedying a privacy breach as well as costs to investigate and restore data. Coverage shall also include communications liability (e.g., infringement of copyrights, title, slogan, trademark, trade name, trade dress, service mark, or service name in the policy holders covered material).

3.8 Commercial Property (CP) Insurance

Operator shall provide CP for loss or damage to any and all equipment owned by City while in the care, custody, or control of Operator, or its agents. The coverage shall be provided on an ISO special form Causes of Loss form or equivalent and shall provide full replacement cost coverage. The deductible shall not exceed Two Thousand Five Hundred Dollars (\$2,500). Operator shall be responsible for paying the deductible for the applicable coverage.

EXHIBIT R
Reports and Certifications

To comply with Section 6(c) of the IRU Agreement, Operator shall submit the following reports and certifications to Tacoma Power on an annual basis.

Policy Goal	Report	Source
Continued public ownership of the infrastructure assets	Cert. of requisite portion of DOCSIS 3.1 upgrade (first three years only)	Ex. E, Section 3(b)
	Status/capabilities of the Tacoma Power Commercial System (post-upgrade)	Ex. E, Section 5(a)
Maintain financial stability of the telecommunications business operations	Capital Expenditures report	Ex. F, Section 2(b)
	Financial report from CPA	Ex. S/IRU Section 12(a)
Ensure equitable access	Compliance with equitable access requirements and equity commitments	Ex. G, Section 5(a)
Low-income affordable access	FCC Forms 481 and 555	Ex. H, Section 1(c)
	Cert. of offering Lifeline subsidy	Ex. H, Section 1(c)
	Lifeline enrollment stats	Ex. H, Section 1(c)
	Cert. of offering reduced-cost broadband	Ex. H, Section 2(b)
	Reduced-cost broadband enrollment stats	Ex. H, Section 2(b)
	Cert. of offering free broadband	Ex. H, Section 3(f)
	Locations receiving free broadband	Ex. H, Section 3(f)
Preserve Click! goodwill	Cert. of physical presence in Tacoma	Ex. I, Section 6
Protect customer privacy	Cert. of customer privacy compliance, with copy of policy	Ex. J, Section 2(c)
Net neutrality	Cert. of net neutrality compliance with copy of policy	Ex. K, Section 2(a)

Policy Goal	Report	Source
Open access to telecommunications assets	Copy of Open Access Program	Ex. L, Section 2(a)
Promote economic development and educational opportunities	Report of activities for economic development and educational opportunities	Ex. M, Section 4(a)
Preserve competition among telecommunications providers	List of names of persons/entities with voting rights and ownership interests in RC	Ex. N, Section 2(a)
	Cert. that working control of RC has not changed	Ex. N, Section 2(b)

The following periodic reports and certifications must also be submitted to Tacoma Power, at the frequencies listed for each report and certification.

Policy Goal	Report	Source
Continued public ownership of the infrastructure assets	Continuity of Services Plan (second Annual Reporting Date only, parties to review every 3-5 years and revise if necessary)	Ex. O, Section 6(a)
Maintain financial stability of the telecommunications business operations	Final Period Capital Expenditures (within 60 days after IRU expires/terminates)	Ex. F, Section 2(c)
	Catch-Up Capital Expenditures (end of Catch-Up Period, only applies if there is a Shortfall)	Ex. F, Section 5(a)
Safeguard municipal use of telecommunications services	New construction and upgrades on Critical and Non-Critical Routes (monthly)	Ex. D, Section 1(f)
Continued public ownership of the infrastructure assets	Status of the Upgrade (quarterly)	Ex. E, Section 3(a)
Preserve Click! goodwill	Customer service report (quarterly, reduced to annual after 3 years if RC has been in compliance)	Ex. I, Section 5(a)

Exhibit S
Annual Financial Report

[TO BE PROVIDED WHEN FINAL]

Exhibit T
Form of Guarantee

PERFORMANCE GUARANTEE

THIS GUARANTEE is made with reference to the following facts and circumstances:

- A. Mashell Inc. (“GUARANTOR”) is a corporation organized under the laws of the State of Washington.
- B. Rainier Connect North, LLC (“OPERATOR”) is a limited liability company organized under the laws of the State of Washington, whose Governing Entity is GUARANTOR.
- C. OPERATOR has negotiated that certain Indefeasible Right of Use Agreement with City of Tacoma, Department of Public Utilities, Light Division, a municipal corporation of the State of Washington (d/b/a and hereinafter referred to as “TACOMA POWER”) (such agreement, as it may be amended, modified or waived from time to time, the “IRU Agreement”). A copy of the IRU Agreement is incorporated herein by this reference.
- D. It is a requirement of the IRU Agreement, and a condition to TACOMA POWER’s entering into the IRU Agreement, that GUARANTOR guarantee OPERATOR’s performance of the IRU Agreement.
- E. GUARANTOR is providing this Guarantee to induce TACOMA POWER to enter into the IRU Agreement.

NOW, THEREFORE, in consideration of the foregoing, GUARANTOR agrees as follows:

1. Guarantee of the IRU Agreement. GUARANTOR hereby irrevocably and unconditionally guarantees to TACOMA POWER the complete and timely performance, satisfaction and observation by OPERATOR of each and every term and condition of the IRU Agreement which OPERATOR is required to perform, satisfy or observe. In the event that OPERATOR fails to perform, satisfy or observe any of the terms or conditions of the IRU Agreement, GUARANTOR will promptly and fully perform, satisfy or observe them in the place of the OPERATOR. Without limiting the generality of the foregoing, GUARANTOR hereby guarantees prompt payment to TACOMA POWER of each and every sum due from OPERATOR to TACOMA POWER under the IRU Agreement, as and when due from time to time, and the prompt performance of every other task and duty required to be performed by the OPERATOR under the IRU Agreement.
2. GUARANTOR’s Obligations Are Absolute. The obligations of the GUARANTOR hereunder are direct, immediate, absolute, continuing, unconditional and unlimited and, with respect to any payment obligation of OPERATOR under the IRU Agreement, shall constitute a guarantee of payment and not of collection, and are not conditioned upon the genuineness, validity, regularity or enforceability of the IRU Agreement.

3. Waivers and Subordination.

- (A) The GUARANTOR shall have no right to terminate this Guarantee or to be released, relieved, exonerated or discharged from its obligations under Section 1 hereof for any reason whatsoever, including, without limitation: (1) the insolvency, bankruptcy, reorganization or cessation of existence of the OPERATOR; (2) any amendment, modification or waiver of any provision of the IRU Agreement or the extension of its Term (as defined in the IRU Agreement); (3) the actual or purported rejection of the IRU Agreement by a trustee in bankruptcy, or any limitation on any claim in bankruptcy resulting from the actual or purported termination of the IRU Agreement; (4) any waiver, extension, release or modification with respect to any of the obligations of the IRU Agreement guaranteed hereunder or the impairment or suspension of any of TACOMA POWER's rights or remedies against OPERATOR; or (5) any merger or consolidation of the OPERATOR with any other organization, or any sale, lease or transfer of any or all the assets of the OPERATOR.
- (B) The GUARANTOR hereby waives any and all rights to require TACOMA POWER to (a) proceed against OPERATOR, (b) proceed against or exhaust any security or collateral TACOMA POWER may hold now or hereafter hold, or (c) pursue any other right or remedy for GUARANTOR's benefit, and agree that TACOMA POWER may proceed against GUARANTOR for the obligations guaranteed herein without taking any action against OPERATOR or any other guarantor or pledgor and without proceeding against or exhausting any security or collateral TACOMA POWER may hold now or hereafter hold. TACOMA POWER may unqualifiedly exercise in its sole discretion any or all rights and remedies available to it against OPERATOR or any other guarantor or pledgor without impairing TACOMA POWER's rights and remedies in enforcing this Guarantee.
- (C) The GUARANTOR hereby waives and agrees to waive at any future time at the request of TACOMA POWER, to the extent now or then permitted by applicable law, any and all rights which the GUARANTOR may have or which at any time hereafter may be conferred upon it, by statute, regulation or otherwise, to avoid any of its obligations under, or to terminate, cancel, quit or surrender this Guarantee.
- (D) Without limiting the generality of the foregoing, it is agreed that the occurrence of any one or more of the following shall not affect the liability of the GUARANTOR hereunder: (a) at any time or from time to time, without notice to the GUARANTOR, the time for OPERATOR's performance of or compliance with any of its obligations under the IRU Agreement is extended, or such performance or compliance is waived; (b) the IRU Agreement is modified or amended in any respect; (c) any other indemnification with respect to OPERATOR's obligations under the IRU Agreement or any security therefor is released or exchanged in whole or in part or otherwise dealt with; (d) any assignment of the IRU Agreement is effected which does not require TACOMA POWER's approval; or (e) any termination or suspension of the IRU Agreement arising by reason of a default by OPERATOR.
- (E) The GUARANTOR hereby expressly waives diligence, presentment, demand for payment or performance, protest and all notices whatsoever, including, but not limited to, notices of non-payment or non-performance, notices of protest, notices of any breach or default, and notices of acceptance of this Guarantee. If all or any portion of the obligations guaranteed hereunder are paid or performed, GUARANTOR's obligations

hereunder shall continue and remain in full force and effect in the event that all or any part of such payment or performance is avoided or recovered directly or indirectly from TACOMA POWER as a preference, fraudulent transfer or otherwise, irrespective of (a) any notice of revocation given by GUARANTOR or OPERATOR prior to such avoidance or recovery, or (b) payment in full of any obligations then outstanding. The GUARANTOR expressly subordinates and waives its rights to subrogation, reimbursement, contribution or indemnity with respect to performance by GUARANTOR of the obligations of OPERATOR guaranteed hereby, until such time as TACOMA POWER receives payment or performance in full of all such obligations.

4. Term. This Guarantee is not limited to any period of time, but shall continue in full force and effect until all of the terms and conditions of the IRU Agreement have been fully performed by OPERATOR, and GUARANTOR shall remain fully responsible under this Guarantee without regard to the acceptance by TACOMA POWER of any performance bond or other collateral to assure the performance of OPERATOR's obligations under the IRU Agreement. GUARANTOR shall not be released of its obligations hereunder unless and until all of the following conditions have been met: (i) the IRU Agreement is terminated; (ii) all obligations that survive termination of the IRU Agreement as set out in Section 21(f) have been fully performed by OPERATOR; and (iii) there are no claims by TACOMA POWER against OPERATOR arising out of the IRU Agreement based on OPERATOR's failure to perform which have not been settled or discharged.

5. No Waivers by TACOMA POWER. No delay on the part of TACOMA POWER in exercising any rights under this Guarantee or failure to exercise such rights shall operate as a waiver of such rights. No notice to or demand on GUARANTOR shall be a waiver of any obligation of GUARANTOR or right of TACOMA POWER to take other or further action without notice or demand. No modification or waiver by TACOMA POWER of any of the provisions of this Guarantee shall be effective unless it is in writing and signed by TACOMA POWER and by GUARANTOR, nor shall any waiver by TACOMA POWER be effective except in the specific instance or matter for which it is given.

6. Attorney's Fees. In addition to the amounts guaranteed under this Guarantee, GUARANTOR agrees to pay actual attorney's fees and all other costs and expenses incurred by TACOMA POWER in enforcing this Guarantee, or in any action or proceeding arising out of or relating to this Guarantee, including any action instituted to determine the respective rights and obligations of the parties hereunder.

7. Governing Law; Jurisdiction. This Guarantee is and shall be deemed to be a contract entered into in and pursuant to the laws of the State of Washington and shall be governed and construed in accordance with the laws of Washington without regard to its conflicts of laws rules for all purposes, including, but not limited to, matters of construction, validity and performance. As the IRU Agreement is made and performed in Pierce County, GUARANTOR agrees that any action brought by TACOMA POWER to enforce this Guarantee may be brought in any Pierce County Superior Court and GUARANTOR consents to personal jurisdiction over it by such courts.

8. Severability. If any portion of this Guarantee is held to be invalid or unenforceable, such invalidity shall have no effect upon the remaining portions of this Guarantee, which shall be severable and continue in full force and effect.

9. Binding on Successors. This Guarantee shall inure to the benefit of TACOMA POWER and its successors and shall be binding upon GUARANTOR and its successors, including a successor entity formed by a merger or consolidation, a transferee of substantially all of its assets, and its shareholders in the event of its dissolution or insolvency.

10. Authority. GUARANTOR represents and warrants that it has the corporate power to give this guarantee, that its execution of this Guarantee has been authorized by all necessary action under its Articles of Incorporation and by-laws, and that the person signing this Guarantee on its behalf has authority to do so.

11. Notices. Notice shall be given in writing, deposited in the U.S. mail, registered or certified, first class postage prepaid, addressed as follows:

To TACOMA POWER:

Tacoma Public Utilities
3628 South 35th Street
Tacoma, WA 98409
Telephone: (253) 502-8600
Attention: TPU Contract Administrator

With a copy to:

City of Tacoma
747 Market Street, Suite 1120
Tacoma, WA. 98402
Telephone: (253) 591-5626
Telecopy: (253) 591-5755
Attention: City Attorney

To GUARANTOR:

The parties may change the address to which notice is to be sent by giving the other party notice of the change as provided in this Section.

[SIGNATURE PAGE FOLLOWS]

IN WITNESS WHEREOF, GUARANTOR has executed this Guarantee on the _____ day of _____ in the year 2019.

MASHELL INC.

By:

_____ {Insert name}
_____ {Insert title}

By:

_____ {Insert name}
Corporate Secretary

DRAFT

Exhibit A2.1 Fiber Counts

Commercial Service Area ¹

Hub Name	Ring	Fiber Count	Tacoma Power Commercial	Lit Fiber	Dark Fibers	Damaged	Footage	Total Fiber Miles	
NE	Ring 1	132	84	24	58	2	115,474	21.87	
NE	Ring 2	72	45	0	45	0	29,304	5.55	
NE	Ring 3	72	45	8	37	0	61,195	11.59	
NE	Ring 4	132	120	18	101	1	62,938	11.92	
NW	Ring 1	96	62	24	38	0	47,098	8.92	
NW	Ring 2	96	52	26	26	0	48,259	9.14	
NW	Ring 3	108	52	24	28	0	70,594	13.37	
NW	Ring 4	144	84	42	42	0	80,942	15.33	
NW	Ring 5	96	52	20	32	0	46,358	8.78	
SE	Ring 1	96	43	20	23	0	44,405	8.41	
SE	Ring 2	108	62	16	46	0	66,370	12.57	
SE	Ring 3	96	52	18	34	0	61,987	11.74	
SE	Ring 4	132	121	20	100	1	130,522	24.72	
SE	Ring 5	96	72	38	34	0	82,051	15.54	
SE	Ring 6	96	84	14	70	0	107,448	20.35	
SW	Ring 1	132	84	40	44	0	68,270	12.93	
SW	Ring 2	132	120	44	76	0	131,261	24.86	
SW	Ring 3	132	120	24	96	0	101,587	19.24	
DTN	Ring 1	36	36	8	28	0	23,813	4.51	
DTN	Ring 2	144	132	38	94	0	23,971	4.54	
DTN	Ring 4	144	124	42	82	0	5,702	1.08	
DTN	Ring 6	12	12		8	4	264	0.05	
DTN	Ring 7	24	24	0	24	0	211	0.04	
DTS	Ring 1	36	36	6	30	0	6,125	1.16	
DTS	Ring 4	24	24	0	24	0	18,427	3.49	
DTS	Ring 5	24	24	4	20	0	4,066	0.77	
DTS	Ring 7	12	12	4	8	0	1,478	0.28	
DTS	Ring 8	36	36	4	32	0	1,320	0.25	
Backbone	Ring 1	180	120	32	88	0	28,934	5.48	
Backbone	Ring 2	180	108	61	46	1	22,757	4.31	
Backbone	Ring 3	180	120	30	90	0	50,424	9.55	
Backbone	Ring 4	180	118	54	63	1	60,456	11.45	
Backbone	Ring 6	180	118	57	60	1	28,142	5.33	
Backbone	Ring 7	180	118	28	90	0	8,448	1.60	
Backbone	Ring 8	180	114	53	61	0	49,051	9.29	
Backbone	Ring 9	180	118	74	44	0	28,406	5.38	
							Subtotal	1,718,059	325.39

Non-Commercial Service Area

Service Name	Fiber Count	Tacoma Power Commercial	Active Fibers	Available Fibers	Damaged	Footage	Total Fiber Miles	
South Service (LL) ²	72	12	12	0	0	162,994	30.87	
South Service (LL) ^{2,3}	132	12	12	0	0	1,628	0.31	
						Subtotal	164,622	31.18

Service Name	Fiber Count	Tacoma Power Commercial	Active Fibers	Available Fibers	Damaged	Footage	Total Fiber Miles	
Centeris (SE.05.017)	96	72	0	72	0	6,167	1.17	
Centeris (SE.05.018)	288	264	0	264	0	3,879	0.73	
						Subtotal	10,046	1.90
						Total	#REF!	#REF!

¹ Does not include Service Drops. See detailed area tabs

² Fiber interconnect points to Rainier Connect and Wave Communications

³ Segements LL.01.014, .031,.032, .033, .034, 035 & .036 are 132 count

NE HUB

Ring 1	NE.01.001	Count	132
	Owner	Fibers Owned	
	Tacoma Power Commercial	Lit Fibers	82
		Spare Dark	24
	Damaged		58
			2

NE.01.002	Count	83
Owner	Fibers Owned	
Tacoma Power Commercial	Lit Fibers	24
	Spare Dark	59
Damaged		2

NE.01.003	Count	83
Owner	Fibers Owned	
Tacoma Power Commercial	Lit Fibers	24
	Spare Dark	59
Damaged		2

Ring 1 Service Drops	NE.01.004	Count	2462
	Owner	Fibers Owned	
	Tacoma Power Commercial	Lit Fibers	12
		Spare Dark	8
	Damaged		8

NE.01.006	Count	2670
Owner	Fibers Owned	
Tacoma Power Commercial	Lit Fibers	4
	Spare Dark	8
Damaged		8

NE.01.026	Count	1660
Owner	Fibers Owned	
Tacoma Power Commercial	Lit Fibers	4
	Spare Dark	32
Damaged		32

Ring 2	NE.02.001	Count	72
	Owner	Fibers Owned	
	Tacoma Power Commercial	Lit Fibers	48
		Spare Dark	0
	Damaged		48

NE.02.002	Count	48
Owner	Fibers Owned	
Tacoma Power Commercial	Lit Fibers	0
	Spare Dark	48
Damaged		48

NE.02.004	Count	48
Owner	Fibers Owned	
Tacoma Power Commercial	Lit Fibers	0
	Spare Dark	48
Damaged		48

Ring 2 Service Drops	NE.02.005	Count	1638
	Owner	Fibers Owned	
	Tacoma Power Commercial	Lit Fibers	6
		Spare Dark	6
	Damaged		6

NE.02.009	Count	1664
Owner	Fibers Owned	
Tacoma Power Commercial	Lit Fibers	6
	Spare Dark	6
Damaged		6

NE.02.004	Count	48
Owner	Fibers Owned	
Tacoma Power Commercial	Lit Fibers	0
	Spare Dark	48
Damaged		48

Ring 3	NE.03.001	Count	72
	Owner	Fibers Owned	
	Tacoma Power Commercial	Lit Fibers	45
		Spare Dark	8
	Damaged		37

NE.03.002	Count	0
Owner	Fibers Owned	
Tacoma Power Commercial	Lit Fibers	0
	Spare Dark	0
Damaged		0

NE.03.003	Count	0
Owner	Fibers Owned	
Tacoma Power Commercial	Lit Fibers	0
	Spare Dark	0
Damaged		0

Ring 3 Service Drops	NE.03.005	Count	1834
	Owner	Fibers Owned	
	Tacoma Power Commercial	Lit Fibers	12
		Spare Dark	6
	Damaged		6

NE.03.006	Count	924
Owner	Fibers Owned	
Tacoma Power Commercial	Lit Fibers	24
	Spare Dark	12
Damaged		12

NE.03.007	Count	2924
Owner	Fibers Owned	
Tacoma Power Commercial	Lit Fibers	4
	Spare Dark	128
Damaged		128

Ring 4	NE.04.001	Count	132
	Owner	Fibers Owned	
	Tacoma Power Commercial	Lit Fibers	119
		Spare Dark	18
	Damaged		101

NE.04.002	Count	0
Owner	Fibers Owned	
Tacoma Power Commercial	Lit Fibers	0
	Spare Dark	0
Damaged		0

NE.04.005	Count	0
Owner	Fibers Owned	
Tacoma Power Commercial	Lit Fibers	0
	Spare Dark	0
Damaged		0

Exhibit A2.1 Fiber Counts

NE.01.007	Count			
Owner		Fibers Owned		
Tacoma Power Commercial	83			
Lit Fibers	24			
Spare Dark	59			
Damaged	2			

NE.01.027	Count	158
Owner		36
Tacoma Power Commercial	36	
Lit Fibers	4	
Spare Dark	32	
Damaged		

NE.02.007	Count			
Owner		Fibers Owned		
Tacoma Power Commercial	48			
Lit Fibers	0			
Spare Dark	48			
Damaged				

NE.03.004	Count			
Owner		Fibers Owned		
Tacoma Power Commercial	0			
Lit Fibers				
Spare Dark				
Damaged				

NE.03.008	Count	2500
Owner		132
Tacoma Power Commercial	132	
Lit Fibers	4	
Spare Dark	128	
Damaged		

NE.04.007	Count			
Owner		Fibers Owned		
Tacoma Power Commercial	0			
Lit Fibers	0			
Spare Dark	0			
Damaged	0			

NE.01.011	Count			
Owner		Fibers Owned		
Tacoma Power Commercial	83			
Lit Fibers	24			
Spare Dark	59			
Damaged	2			

NE.01.034	Count	1844
Owner		36
Tacoma Power Commercial	36	
Lit Fibers	4	
Spare Dark	32	
Damaged		

NE.02.008	Count			
Owner		Fibers Owned		
Tacoma Power Commercial	48			
Lit Fibers	0			
Spare Dark	48			
Damaged				

NE.03.011	Count			
Owner		Fibers Owned		
Tacoma Power Commercial	0			
Lit Fibers				
Spare Dark				
Damaged				

NE.03.009	Count	2766
Owner		12
Tacoma Power Commercial	12	
Lit Fibers	0	
Spare Dark	12	
Damaged		

NE.04.008	Count			
Owner		Fibers Owned		
Tacoma Power Commercial	0			
Lit Fibers	0			
Spare Dark	0			
Damaged	0			

NE.01.012	Count			
Owner		Fibers Owned		
Tacoma Power Commercial	83			
Lit Fibers	24			
Spare Dark	59			
Damaged	2			

NE.01.013	Count			
Owner		Fibers Owned		
Tacoma Power Commercial	83			
Lit Fibers	24			
Spare Dark	59			
Damaged	2			

NE.02.010	Count			
Owner		Fibers Owned		
Tacoma Power Commercial	48			
Lit Fibers	0			
Spare Dark	48			
Damaged				

NE.03.018	Count			
Owner		Fibers Owned		
Tacoma Power Commercial	0			
Lit Fibers				
Spare Dark				
Damaged				

NE.03.010	Count	544
Owner		24
Tacoma Power Commercial	24	
Lit Fibers	4	
Spare Dark	20	
Damaged		

NE.04.012	Count			
Owner		Fibers Owned		
Tacoma Power Commercial	0			
Lit Fibers	0			
Spare Dark	0			
Damaged	0			

NE.01.013	Count			
Owner		Fibers Owned		
Tacoma Power Commercial	83			
Lit Fibers	24			
Spare Dark	59			
Damaged	2			

NE.02.011	Count			
Owner		Fibers Owned		
Tacoma Power Commercial	48			
Lit Fibers	0			
Spare Dark	48			
Damaged				

NE.03.019	Count			
Owner		Fibers Owned		
Tacoma Power Commercial	0			
Lit Fibers				
Spare Dark				
Damaged				

NE.03.012	Count	1724
Owner		6
Tacoma Power Commercial	6	
Lit Fibers	0	
Spare Dark	6	
Damaged		

NE.04.013	Count			
Owner		Fibers Owned		
Tacoma Power Commercial	0			
Lit Fibers	0			
Spare Dark	0			
Damaged	0			

Exhibit A2.1 Fiber Counts

NE.01.014		NE.01.017		NE.01.023		NE.01.024	
Count	Owner	Count	Owner	Count	Owner	Count	Owner
	Fibers Owned		Fibers Owned		Fibers Owned		Fibers Owned
83	Tacoma Power Commercial	83	Tacoma Power Commercial	83	Tacoma Power Commercial	83	Tacoma Power Commercial
24	Lit Fibers	24	Lit Fibers	24	Lit Fibers	24	Lit Fibers
59	Spare Dark	59	Spare Dark	59	Spare Dark	59	Spare Dark
2	Damaged	2	Damaged	2	Damaged	2	Damaged

NE.02.012		NE.03.034	
Count	Owner	Count	Owner
	Fibers Owned		Fibers Owned
48	Tacoma Power Commercial	0	Tacoma Power Commercial
0	Lit Fibers	0	Lit Fibers
48	Spare Dark	0	Spare Dark
	Damaged		Damaged

NE.03.022		NE.03.035		NE.03.052	
Count	Owner	Count	Owner	Count	Owner
	Fibers Owned		Fibers Owned		Fibers Owned
0	Tacoma Power Commercial	0	Tacoma Power Commercial	48	Tacoma Power Commercial
	Lit Fibers		Lit Fibers	8	Lit Fibers
	Spare Dark		Spare Dark	40	Spare Dark
	Damaged		Damaged		Damaged

NE.03.015		NE.03.016		NE.03.017		NE.03.020	
Count	Owner	Count	Owner	Count	Owner	Count	Owner
	Fibers Owned		Fibers Owned		Fibers Owned		Fibers Owned
6	Tacoma Power Commercial	12	Tacoma Power Commercial	12	Tacoma Power Commercial	12	Tacoma Power Commercial
	Lit Fibers		Lit Fibers		Lit Fibers		Lit Fibers
	Spare Dark		Spare Dark		Spare Dark		Spare Dark
	Damaged		Damaged		Damaged		Damaged

NE.04.014		NE.04.015		NE.04.017		NE.04.022	
Count	Owner	Count	Owner	Count	Owner	Count	Owner
	Fibers Owned		Fibers Owned		Fibers Owned		Fibers Owned
0	Tacoma Power Commercial	0	Tacoma Power Commercial	0	Tacoma Power Commercial	0	Tacoma Power Commercial
0	Lit Fibers	0	Lit Fibers	0	Lit Fibers	0	Lit Fibers
0	Spare Dark	0	Spare Dark	0	Spare Dark	0	Spare Dark
0	Damaged	0	Damaged	0	Damaged	0	Damaged

Exhibit A2.1 Fiber Counts

NE.01.025	NE.01.028	NE.01.032	NE.01.033
Count	Count	Count	Count
Owner	Owner	Owner	Owner
Tacoma Power Commercial	Tacoma Power Commercial	Tacoma Power Commercial	Tacoma Power Commercial
Lit Fibers	Lit Fibers	Lit Fibers	Lit Fibers
Spare Dark	Spare Dark	Spare Dark	Spare Dark
Damaged	Damaged	Damaged	Damaged
83	83	83	83
24	24	24	24
59	59	59	59
2	2	2	2
Fibers Owned	Fibers Owned	Fibers Owned	Fibers Owned

NE.03.053	NE.03.056	NE.03.059	NE.03.061
Count	Count	Count	Count
Owner	Owner	Owner	Owner
Tacoma Power Commercial	Tacoma Power Commercial	Tacoma Power Commercial	Tacoma Power Commercial
Lit Fibers	Lit Fibers	Lit Fibers	Lit Fibers
Spare Dark	Spare Dark	Spare Dark	Spare Dark
Damaged	Damaged	Damaged	Damaged
48	0	0	0
8			
40			
Fibers Owned	Fibers Owned	Fibers Owned	Fibers Owned

NE.03.021	NE.03.023	NE.03.026	NE.03.027
Count	Count	Count	Count
Owner	Owner	Owner	Owner
Tacoma Power Commercial	Tacoma Power Commercial	Tacoma Power Commercial	Tacoma Power Commercial
Lit Fibers	Lit Fibers	Lit Fibers	Lit Fibers
Spare Dark	Spare Dark	Spare Dark	Spare Dark
Damaged	Damaged	Damaged	Damaged
12	36	16	22
4	4	4	22
8	32	10	22
Fibers Owned	Fibers Owned	Fibers Owned	Fibers Owned

NE.04.025	NE.04.027	NE.04.030	NE.04.032
Count	Count	Count	Count
Owner	Owner	Owner	Owner
Tacoma Power Commercial	Tacoma Power Commercial	Tacoma Power Commercial	Tacoma Power Commercial
Lit Fibers	Lit Fibers	Lit Fibers	Lit Fibers
Spare Dark	Spare Dark	Spare Dark	Spare Dark
Damaged	Damaged	Damaged	Damaged
0	0	0	0
0	0	0	0
0	0	0	0
Fibers Owned	Fibers Owned	Fibers Owned	Fibers Owned

Exhibit A2.1 Fiber Counts

NE.01.035	NE.01.036	NE.01.037	NE.01.038
Count	Count	Count	Count
Owner	Owner	Owner	Owner
Tacoma Power Commercial	Tacoma Power Commercial	Tacoma Power Commercial	Tacoma Power Commercial
Lit Fibers	Lit Fibers	Lit Fibers	Lit Fibers
Spare Dark	Spare Dark	Spare Dark	Spare Dark
Damaged	Damaged	Damaged	Damaged
83	131	83	83
24	22	24	24
59	109	59	59
2	2	2	2
Fibers Owned	Fibers Owned	Fibers Owned	Fibers Owned

NE.03.067	NE.03.068
Count	Count
Owner	Owner
Tacoma Power Commercial	Tacoma Power Commercial
Lit Fibers	Lit Fibers
Spare Dark	Spare Dark
Damaged	Damaged
0	0
Fibers Owned	Fibers Owned

NE.03.028	NE.03.029	NE.03.030	NE.03.032
Count	Count	Count	Count
Owner	Owner	Owner	Owner
Tacoma Power Commercial	Tacoma Power Commercial	Tacoma Power Commercial	Tacoma Power Commercial
Lit Fibers	Lit Fibers	Lit Fibers	Lit Fibers
Spare Dark	Spare Dark	Spare Dark	Spare Dark
Damaged	Damaged	Damaged	Damaged
1790	2012	2616	3576
12	12	12	24
Fibers Owned	Fibers Owned	Fibers Owned	Fibers Owned

Exhibit A2.1 Fiber Counts

NE.01.039	
Count	Fibers Owned
Owner	83
Tacoma Power Commercial	24
Lit Fibers	59
Spare Dark	2
Damaged	

NE.03.033	
Count	Fibers Owned
Owner	12
Tacoma Power Commercial	12
Lit Fibers	4
Spare Dark	8
Damaged	

NE.03.036	
Count	Fibers Owned
Owner	24
Tacoma Power Commercial	24
Lit Fibers	24
Spare Dark	
Damaged	

NE.03.037	
Count	Fibers Owned
Owner	12
Tacoma Power Commercial	12
Lit Fibers	
Spare Dark	12
Damaged	

NE.03.038	
Count	Fibers Owned
Owner	12
Tacoma Power Commercial	12
Lit Fibers	
Spare Dark	12
Damaged	



NE.03.039	1512	Count	48	NE.03.040	332	Count	48	NE.03.041	1081	Count	12	NE.03.043	1666	Count	36
		Owner	Fibers Owned			Owner	Fibers Owned			Owner	Fibers Owned			Owner	Fibers Owned
Tacoma Power Commercial			48	Tacoma Power Commercial			48	Tacoma Power Commercial			12	Tacoma Power Commercial			36
Lit Fibers				Lit Fibers				Lit Fibers				Lit Fibers			
Spare Dark			48	Spare Dark			48	Spare Dark			12	Spare Dark			36
Damaged				Damaged				Damaged				Damaged			

Exhibit A2.1 Fiber Counts



NE.03.045	Count	3100	24
Owner			
Tacoma Power Commercial		24	
	Lit Fibers		4
	Spare Dark		20
Damaged			

NE.03.046	Count	1106	12
Owner			
Tacoma Power Commercial		12	
	Lit Fibers		4
	Spare Dark		8
Damaged			

NE.03.047	Count	3586	36
Owner			
Tacoma Power Commercial		36	
	Lit Fibers		2
	Spare Dark		34
Damaged			

NE.03.048	Count	1248	36
Owner			
Tacoma Power Commercial		36	
	Lit Fibers		2
	Spare Dark		34
Damaged			

Exhibit A2.1 Fiber Counts



NE.03.049	3428	24
Count		
Owner		
Tacoma Power Commercial	24	Fibers Owned
Lit Fibers	4	
Spare Dark	20	
Damaged		

NE.03.050	4510	6
Count		
Owner		
Tacoma Power Commercial	6	Fibers Owned
Lit Fibers	4	
Spare Dark	2	
Damaged		

NE.03.051	3150	6
Count		
Owner		
Tacoma Power Commercial	6	Fibers Owned
Lit Fibers	4	
Spare Dark	2	
Damaged		

NE.03.054	1928	12
Count		
Owner		
Tacoma Power Commercial	12	Fibers Owned
Lit Fibers	4	
Spare Dark	8	
Damaged		

Exhibit A2.1 Fiber Counts



NE.03.055	1660
Count	12
Owner	Fibers Owned
Tacoma Power Commercial	12
Lit Fibers	
Spare Dark	12
Damaged	

NE.03.058	1678
Count	12
Owner	Fibers Owned
Tacoma Power Commercial	12
Lit Fibers	4
Spare Dark	8
Damaged	

NE.03.060	3480
Count	24
Owner	Fibers Owned
Tacoma Power Commercial	24
Lit Fibers	4
Spare Dark	20
Damaged	

NE.03.062	2420
Count	36
Owner	Fibers Owned
Tacoma Power Commercial	36
Lit Fibers	
Spare Dark	36
Damaged	

Exhibit A2.1 Fiber Counts



NE.03.063		481
Count		12
Owner		
Tacoma Power Commercial		12
<i>Lit Fibers</i>		
<i>Spare Dark</i>		12
Damaged		

NE.03.065		294
Count		48
Owner		
Tacoma Power Commercial		48
<i>Lit Fibers</i>		
<i>Spare Dark</i>		48
Damaged		0

NE.03.066		52
Count		12
Owner		
Tacoma Power Commercial		12
<i>Lit Fibers</i>		
<i>Spare Dark</i>		12
Damaged		0

NE.03.069		290
Count		6
Owner		
Tacoma Power Commercial		6
<i>Lit Fibers</i>		0
<i>Spare Dark</i>		6
Damaged		0



NE.03.070		252
Count		24
Owner		
Tacoma Power Commercial		24
<i>Lit Fibers</i>		0
<i>Spare Dark</i>		24
Damaged		0

NE.03.071		296
Count		24
Owner		
Tacoma Power Commercial		24
<i>Lit Fibers</i>		0
<i>Spare Dark</i>		24
Damaged		0

NE.03.072		10
Count		24
Owner		
Tacoma Power Commercial		24
<i>Lit Fibers</i>		0
<i>Spare Dark</i>		24
Damaged		0

Exhibit A2.1 Fiber Counts

Ring 4 Service Drops	NE.04.003	Count	1238	Fibers Owned	24
		Owner			
		Tacoma Power Commercial	24	Lit Fibers	4
				Spare Dark	20
		Damaged	0		0

	NE.04.004	Count	1636	Fibers Owned	12
		Owner			
		Tacoma Power Commercial	12	Lit Fibers	4
				Spare Dark	8
		Damaged	0		0

	NE.04.005	Count	12	Fibers Owned	12
		Owner			
		Tacoma Power Commercial	12	Lit Fibers	12
				Spare Dark	12
		Damaged			

NW HUB

Ring 1	NW.01.001	Count	96	Fibers Owned	
		Owner			
		Tacoma Power Commercial	62	Lit Fibers	24
				Spare Dark	38
		Damaged	0		0

	NW.01.004	Count	0	Fibers Owned	0
		Owner			
		Tacoma Power Commercial	0	Lit Fibers	0
				Spare Dark	0
		Damaged	0		0

	NW.01.005	Count	0	Fibers Owned	0
		Owner			
		Tacoma Power Commercial	0	Lit Fibers	0
				Spare Dark	0
		Damaged	0		0

Ring 1 Service Drops	NW.01.014	Count	2774	Fibers Owned	36
		Owner			
		Tacoma Power Commercial	24	Lit Fibers	4
				Spare Dark	20
		Damaged	0		0

	NW.01.015	Count	2222	Fibers Owned	12
		Owner			
		Tacoma Power Commercial	12	Lit Fibers	4
				Spare Dark	8
		Damaged	0		0

	NW.01.029	Count	4370	Fibers Owned	24
		Owner			
		Tacoma Power Commercial	24	Lit Fibers	4
				Spare Dark	20
		Damaged	0		0

Ring 2	NW.02.001	Count	96	Fibers Owned	
		Owner			
		Tacoma Power Commercial	52	Lit Fibers	26
				Spare Dark	26
		Damaged	0		0

	NW.02.004	Count	0	Fibers Owned	0
		Owner			
		Tacoma Power Commercial	0	Lit Fibers	0
				Spare Dark	0
		Damaged	0		0

	NW.02.012	Count	0	Fibers Owned	0
		Owner			
		Tacoma Power Commercial	0	Lit Fibers	0
				Spare Dark	0
		Damaged	0		0

Ring 2 Service Drops	NW.02.007	Count	1826	Fibers Owned	12
		Owner			
		Tacoma Power Commercial	12	Lit Fibers	4
				Spare Dark	8
		Damaged	0		0

	NW.02.015	Count	600	Fibers Owned	24
		Owner			
		Tacoma Power Commercial	24	Lit Fibers	4
				Spare Dark	24
		Damaged	0		0

	NW.02.016	Count	1104	Fibers Owned	12
		Owner			
		Tacoma Power Commercial	12	Lit Fibers	0
				Spare Dark	12
		Damaged	0		0

Ring 3	NW.03.001	Count	108	Fibers Owned	
		Owner			
		Tacoma Power Commercial	52	Lit Fibers	24
				Spare Dark	28
		Damaged	0		0

	NW.03.002	Count	52	Fibers Owned	52
		Owner			
		Tacoma Power Commercial	52	Lit Fibers	24
				Spare Dark	28
		Damaged	0		0

	NW.03.003	Count	52	Fibers Owned	52
		Owner			
		Tacoma Power Commercial	52	Lit Fibers	24
				Spare Dark	28
		Damaged	0		0

Ring 3 Service Drops	NW.03.061	Count	2204	Fibers Owned	24
		Owner			
		Tacoma Power Commercial	24	Lit Fibers	4
				Spare Dark	20
		Damaged	0		0

	NW.03.007	Count	213	Fibers Owned	12
		Owner			
		Tacoma Power Commercial	24	Lit Fibers	4
				Spare Dark	20
		Damaged	0		0

	NW.03.009	Count	4996	Fibers Owned	12
		Owner			
		Tacoma Power Commercial	12	Lit Fibers	4
				Spare Dark	8
		Damaged	0		0

Exhibit A2.1 Fiber Counts

NE.04.009		1224	
Count	Owner	Fibers Owned	12
Tacoma Power Commercial	Lit Fibers	4	
Spare Dark		8	
Damaged		0	

NE.04.010		888	
Count	Owner	Fibers Owned	24
Tacoma Power Commercial	Lit Fibers	4	
Spare Dark		20	
Damaged		0	

NE.04.011		1222	
Count	Owner	Fibers Owned	24
Tacoma Power Commercial	Lit Fibers	4	
Spare Dark		20	
Damaged		0	

NE.04.016		1474	
Count	Owner	Fibers Owned	12
Tacoma Power Commercial	Lit Fibers	4	
Spare Dark		8	
Damaged		0	

NW.01.007			
Count	Owner	Fibers Owned	
Tacoma Power Commercial	Lit Fibers	0	
Spare Dark		0	
Damaged		0	

NW.01.020			
Count	Owner	Fibers Owned	
Tacoma Power Commercial	Lit Fibers	0	
Spare Dark		0	
Damaged		0	

NW.01.021			
Count	Owner	Fibers Owned	
Tacoma Power Commercial	Lit Fibers	0	
Spare Dark		0	
Damaged		0	

NW.01.032			
Count	Owner	Fibers Owned	
Tacoma Power Commercial	Lit Fibers	0	
Spare Dark		0	
Damaged		0	

NW.01.030		5469	
Count	Owner	Fibers Owned	24
Tacoma Power Commercial	Lit Fibers	4	
Spare Dark		20	
Damaged		0	

NW.01.037		188	
Count	Owner	Fibers Owned	24
Tacoma Power Commercial	Lit Fibers	4	
Spare Dark		8	
Damaged		0	

NW.02.030			
Count	Owner	Fibers Owned	
Tacoma Power Commercial	Lit Fibers	0	
Spare Dark		0	
Damaged		0	

NW.02.034			
Count	Owner	Fibers Owned	
Tacoma Power Commercial	Lit Fibers	0	
Spare Dark		0	
Damaged		0	

NW.02.013			
Count	Owner	Fibers Owned	
Tacoma Power Commercial	Lit Fibers	0	
Spare Dark		0	
Damaged		0	

NW.02.022			
Count	Owner	Fibers Owned	
Tacoma Power Commercial	Lit Fibers	0	
Spare Dark		0	
Damaged		0	

NW.02.030			
Count	Owner	Fibers Owned	
Tacoma Power Commercial	Lit Fibers	0	
Spare Dark		0	
Damaged		0	

NW.02.034			
Count	Owner	Fibers Owned	
Tacoma Power Commercial	Lit Fibers	0	
Spare Dark		0	
Damaged		0	

NW.02.017		1488	
Count	Owner	Fibers Owned	12
Tacoma Power Commercial	Lit Fibers	4	
Spare Dark		8	
Damaged		0	

NW.02.018		1236	
Count	Owner	Fibers Owned	6
Tacoma Power Commercial	Lit Fibers	4	
Spare Dark		2	
Damaged		0	

NW.02.019		1004	
Count	Owner	Fibers Owned	12
Tacoma Power Commercial	Lit Fibers	4	
Spare Dark		8	
Damaged		0	

NW.02.021		4684	
Count	Owner	Fibers Owned	24
Tacoma Power Commercial	Lit Fibers	4	
Spare Dark		20	
Damaged		0	

NW.03.004			
Count	Owner	Fibers Owned	
Tacoma Power Commercial	Lit Fibers	52	
Spare Dark		24	
Damaged		0	

NW.03.005			
Count	Owner	Fibers Owned	
Tacoma Power Commercial	Lit Fibers	52	
Spare Dark		24	
Damaged		0	

NW.03.006			
Count	Owner	Fibers Owned	
Tacoma Power Commercial	Lit Fibers	52	
Spare Dark		24	
Damaged		0	

NW.03.011			
Count	Owner	Fibers Owned	
Tacoma Power Commercial	Lit Fibers	52	
Spare Dark		24	
Damaged		0	

NW.03.010		2640	
Count	Owner	Fibers Owned	24
Tacoma Power Commercial	Lit Fibers	4	
Spare Dark		20	
Damaged		0	

NW.03.017		798	
Count	Owner	Fibers Owned	24
Tacoma Power Commercial	Lit Fibers	4	
Spare Dark		20	
Damaged		0	

NW.03.020		1448	
Count	Owner	Fibers Owned	24
Tacoma Power Commercial	Lit Fibers	4	
Spare Dark		20	
Damaged		0	

NW.03.021		260	
Count	Owner	Fibers Owned	24
Tacoma Power Commercial	Lit Fibers	4	
Spare Dark		18	
Damaged		0	

Exhibit A2.1 Fiber Counts

NE.04.019	Count	4206	Fibers Owned	24
Owner				
Tacoma Power Commercial		24		
Lit Fibers		4		
Spare Dark		20		
Damaged				

NE.04.020	Count	5006	Fibers Owned	36
Owner				
Tacoma Power Commercial		36		
Lit Fibers		4		
Spare Dark		32		
Damaged				

NE.04.021	Count	1270	Fibers Owned	12
Owner				
Tacoma Power Commercial		12		
Lit Fibers		4		
Spare Dark		8		
Damaged				

NE.04.023	Count	814	Fibers Owned	24
Owner				
Tacoma Power Commercial		24		
Lit Fibers				
Spare Dark		24		
Damaged				

NW.01.033	Count		Fibers Owned	
Owner				
Tacoma Power Commercial		0		
Lit Fibers				
Spare Dark		0		
Damaged				

NW.01.034	Count		Fibers Owned	
Owner				
Tacoma Power Commercial		0		
Lit Fibers				
Spare Dark		0		
Damaged				

NW.01.036	Count		Fibers Owned	
Owner				
Tacoma Power Commercial		0		
Lit Fibers				
Spare Dark		0		
Damaged				

NW.02.035	Count		Fibers Owned	
Owner				
Tacoma Power Commercial		0		
Lit Fibers				
Spare Dark		0		
Damaged				

NW.02.023	Count	1447	Fibers Owned	12
Owner				
Tacoma Power Commercial		12		
Lit Fibers		4		
Spare Dark		8		
Damaged				

NW.02.024	Count	1108	Fibers Owned	12
Owner				
Tacoma Power Commercial		12		
Lit Fibers		4		
Spare Dark		8		
Damaged				

NW.02.025	Count	710	Fibers Owned	6
Owner				
Tacoma Power Commercial		6		
Lit Fibers		2		
Spare Dark		4		
Damaged				

NW.02.027	Count	7128	Fibers Owned	12
Owner				
Tacoma Power Commercial		12		
Lit Fibers		6		
Spare Dark		6		
Damaged				

NW.03.015	Count		Fibers Owned	
Owner				
Tacoma Power Commercial		52		
Lit Fibers		24		
Spare Dark		28		
Damaged				

NW.03.016	Count		Fibers Owned	
Owner				
Tacoma Power Commercial		52		
Lit Fibers		24		
Spare Dark		28		
Damaged				

NW.03.026	Count		Fibers Owned	
Owner				
Tacoma Power Commercial		52		
Lit Fibers		24		
Spare Dark		28		
Damaged				

NW.03.027	Count		Fibers Owned	
Owner				
Tacoma Power Commercial		52		
Lit Fibers		24		
Spare Dark		28		
Damaged				

NW.03.022	Count	496	Fibers Owned	12
Owner				
Tacoma Power Commercial		12		
Lit Fibers		2		
Spare Dark		10		
Damaged				

NW.03.023	Count	607	Fibers Owned	12
Owner				
Tacoma Power Commercial		12		
Lit Fibers		2		
Spare Dark		12		
Damaged				

NW.03.024	Count	1122	Fibers Owned	24
Owner				
Tacoma Power Commercial		24		
Lit Fibers		2		
Spare Dark		24		
Damaged				

NW.03.025	Count	324	Fibers Owned	24
Owner				
Tacoma Power Commercial		24		
Lit Fibers		2		
Spare Dark		24		
Damaged				

Exhibit A2.1 Fiber Counts

NE.04.024	930	24
Count	Owner	Fibers Owned
Tacoma Power Commercial	Lit Fibers	24
Spare Dark		24
Damaged		

NE.04.026	1834	24
Count	Owner	Fibers Owned
Tacoma Power Commercial	Lit Fibers	24
Spare Dark		24
Damaged		

NE.04.028	1124	12
Count	Owner	Fibers Owned
Tacoma Power Commercial	Lit Fibers	12
Spare Dark		4
Damaged		0

NE.04.029	1906	12
Count	Owner	Fibers Owned
Tacoma Power Commercial	Lit Fibers	12
Spare Dark		4
Damaged		8

NW.02.028	1338	12
Count	Owner	Fibers Owned
Tacoma Power Commercial	Lit Fibers	12
Spare Dark		2
Damaged		10

NW.02.029	798	12
Count	Owner	Fibers Owned
Tacoma Power Commercial	Lit Fibers	12
Spare Dark		2
Damaged		10

NW.03.054		
Count	Owner	Fibers Owned
Tacoma Power Commercial	Lit Fibers	52
Spare Dark		24
Damaged		28

NW.03.055		
Count	Owner	Fibers Owned
Tacoma Power Commercial	Lit Fibers	52
Spare Dark		24
Damaged		28

NW.03.047		
Count	Owner	Fibers Owned
Tacoma Power Commercial	Lit Fibers	52
Spare Dark		24
Damaged		28

NW.03.051		
Count	Owner	Fibers Owned
Tacoma Power Commercial	Lit Fibers	52
Spare Dark		24
Damaged		28

NW.03.054		
Count	Owner	Fibers Owned
Tacoma Power Commercial	Lit Fibers	52
Spare Dark		24
Damaged		28

NW.03.055		
Count	Owner	Fibers Owned
Tacoma Power Commercial	Lit Fibers	52
Spare Dark		24
Damaged		28

NW.03.028	1314	12
Count	Owner	Fibers Owned
Tacoma Power Commercial	Lit Fibers	12
Spare Dark		12
Damaged		

NW.03.030	4142	12
Count	Owner	Fibers Owned
Tacoma Power Commercial	Lit Fibers	1
Spare Dark		1
Damaged		

NW.03.037	2000	24
Count	Owner	Fibers Owned
Tacoma Power Commercial	Lit Fibers	24
Spare Dark		4
Damaged		20

NW.03.038	1652	12
Count	Owner	Fibers Owned
Tacoma Power Commercial	Lit Fibers	12
Spare Dark		4
Damaged		12

Exhibit A2.1 Fiber Counts

NE.04.031	1748	12
Count		
Owner	Fibers Owned	
Tacoma Power Commercial	12	
Lit Fibers	4	
Spare Dark	8	
Damaged		

NE.04.033	1020	12
Count		
Owner	Fibers Owned	
Tacoma Power Commercial	12	
Lit Fibers	4	
Spare Dark	8	
Damaged		

NE.04.034	1020	24
Count		
Owner	Fibers Owned	
Tacoma Power Commercial	24	
Lit Fibers	4	
Spare Dark	20	
Damaged		

NW.03.057		
Count		
Owner	Fibers Owned	
Tacoma Power Commercial	52	
Lit Fibers	24	
Spare Dark	28	
Damaged	0	

NW.03.058		
Count		
Owner	Fibers Owned	
Tacoma Power Commercial	52	
Lit Fibers	24	
Spare Dark	28	
Damaged	0	

NW.03.039	1652	6
Count		
Owner	Fibers Owned	
Tacoma Power Commercial	6	
Lit Fibers		
Spare Dark	6	
Damaged		

NW.03.048	4174	12
Count		
Owner	Fibers Owned	
Tacoma Power Commercial	12	
Lit Fibers	4	
Spare Dark	8	
Damaged		

NW.03.052	994	12
Count		
Owner	Fibers Owned	
Tacoma Power Commercial	12	
Lit Fibers		
Spare Dark	12	
Damaged		

NW.03.053	1056	24
Count		
Owner	Fibers Owned	
Tacoma Power Commercial	24	
Lit Fibers	4	
Spare Dark	20	
Damaged		

Exhibit A2.1 Fiber Counts

Ring 4	NW.04.001	Count	144
	Owner	Fibers Owned	
	Tacoma Power Commercial	Lit Fibers	84
		Lit Fibers	42
		Spare Dark	42
	Damaged		0

Ring 4 Service Drops	NW.04.002	Count	1834
	Owner	Fibers Owned	
	Tacoma Power Commercial	Lit Fibers	24
		Lit Fibers	4
		Spare Dark	20
	Damaged		0

Ring 5	NW.05.001	Count	96
	Owner	Fibers Owned	
	Tacoma Power Commercial	Lit Fibers	52
		Lit Fibers	20
		Spare Dark	32
	Damaged		0

Ring 5 Service Drops	NW.05.004	Count	1274
	Owner	Fibers Owned	
	Tacoma Power Commercial	Lit Fibers	12
		Lit Fibers	4
		Spare Dark	8
	Damaged		0

SE HUB

Ring 1	SE.01.001	Count	96
	Owner	Fibers Owned	
	Tacoma Power Commercial	Lit Fibers	52
		Lit Fibers	20
		Spare Dark	32
	Damaged		0

Ring 1 Service Drops	SE.01.003	Count	96
	Owner	Fibers Owned	
	Tacoma Power Commercial	Lit Fibers	60
		Lit Fibers	4
		Spare Dark	56
	Damaged		0

Ring 4	NW.04.006	Count	
	Owner	Fibers Owned	
	Tacoma Power Commercial	Lit Fibers	84
		Lit Fibers	42
		Spare Dark	42
	Damaged		0

Ring 4 Service Drops	NW.04.008	Count	1428
	Owner	Fibers Owned	
	Tacoma Power Commercial	Lit Fibers	24
		Lit Fibers	0
		Spare Dark	24
	Damaged		0

Ring 5	NW.05.003	Count	
	Owner	Fibers Owned	
	Tacoma Power Commercial	Lit Fibers	52
		Lit Fibers	20
		Spare Dark	32
	Damaged		0

Ring 5 Service Drops	NW.05.007	Count	1284
	Owner	Fibers Owned	
	Tacoma Power Commercial	Lit Fibers	12
		Lit Fibers	4
		Spare Dark	8
	Damaged		0

Ring 1	SE.01.007	Count	
	Owner	Fibers Owned	
	Tacoma Power Commercial	Lit Fibers	52
		Lit Fibers	20
		Spare Dark	23
	Damaged		0

Ring 1 Service Drops	SE.01.013	Count	1448
	Owner	Fibers Owned	
	Tacoma Power Commercial	Lit Fibers	24
		Lit Fibers	4
		Spare Dark	20
	Damaged		0

Exhibit A2.1 Fiber Counts

NW.04.022		Count			
Owner	Tacoma Power Commercial	Fibers Owned	84		
	Lit Fibers		42		
	Spare Dark		42		
Damaged			0		

NW.04.021		Count			
Owner	Tacoma Power Commercial	Fibers Owned	84		
	Lit Fibers		42		
	Spare Dark		42		
Damaged			0		

NW.04.020		Count			
Owner	Tacoma Power Commercial	Fibers Owned	84		
	Lit Fibers		42		
	Spare Dark		42		
Damaged			0		

NW.04.014		Count			
Owner	Tacoma Power Commercial	Fibers Owned	84		
	Lit Fibers		42		
	Spare Dark		42		
Damaged			0		

NW.04.015		Count			
Owner	Tacoma Power Commercial	Fibers Owned	36		
	Lit Fibers		0		
	Spare Dark		36		
Damaged			0		

NW.04.013		Count			
Owner	Tacoma Power Commercial	Fibers Owned	20		
	Lit Fibers		4		
	Spare Dark		16		
Damaged			0		

NW.04.012		Count			
Owner	Tacoma Power Commercial	Fibers Owned	36		
	Lit Fibers		4		
	Spare Dark		32		
Damaged			0		

NW.04.009		Count			
Owner	Tacoma Power Commercial	Fibers Owned	12		
	Lit Fibers		8		
	Spare Dark		4		
Damaged			0		

NW.05.014		Count			
Owner	Tacoma Power Commercial	Fibers Owned	52		
	Lit Fibers		20		
	Spare Dark		32		
Damaged			0		

NW.05.013		Count			
Owner	Tacoma Power Commercial	Fibers Owned	52		
	Lit Fibers		20		
	Spare Dark		32		
Damaged			0		

NW.05.010		Count			
Owner	Tacoma Power Commercial	Fibers Owned	52		
	Lit Fibers		20		
	Spare Dark		32		
Damaged			0		

NW.05.008		Count			
Owner	Tacoma Power Commercial	Fibers Owned	52		
	Lit Fibers		20		
	Spare Dark		32		
Damaged			0		

NW.05.017		Count			
Owner	Tacoma Power Commercial	Fibers Owned	24		
	Lit Fibers		4		
	Spare Dark		20		
Damaged			0		

NW.05.016		Count			
Owner	Tacoma Power Commercial	Fibers Owned	32		
	Lit Fibers		12		
	Spare Dark		20		
Damaged			0		

NW.05.015		Count			
Owner	Tacoma Power Commercial	Fibers Owned	36		
	Lit Fibers		10		
	Spare Dark		22		
Damaged			0		

NW.05.011		Count			
Owner	Tacoma Power Commercial	Fibers Owned	24		
	Lit Fibers		12		
	Spare Dark		4		
Damaged			0		

SE.01.022		Count			
Owner	Tacoma Power Commercial	Fibers Owned	96		
	Lit Fibers		52		
	Spare Dark		20		
Damaged			0		

SE.01.018		Count			
Owner	Tacoma Power Commercial	Fibers Owned	96		
	Lit Fibers		52		
	Spare Dark		20		
Damaged			0		

SE.01.010		Count			
Owner	Tacoma Power Commercial	Fibers Owned	96		
	Lit Fibers		52		
	Spare Dark		20		
Damaged			0		

SE.01.009		Count			
Owner	Tacoma Power Commercial	Fibers Owned	96		
	Lit Fibers		52		
	Spare Dark		20		
Damaged			0		

SE.01.021		Count			
Owner	Tacoma Power Commercial	Fibers Owned	12		
	Lit Fibers		8		
	Spare Dark		4		
Damaged			0		

SE.01.020		Count			
Owner	Tacoma Power Commercial	Fibers Owned	12		
	Lit Fibers		4		
	Spare Dark		8		
Damaged			0		

SE.01.019		Count			
Owner	Tacoma Power Commercial	Fibers Owned	24		
	Lit Fibers		4		
	Spare Dark		20		
Damaged			0		

SE.01.015		Count			
Owner	Tacoma Power Commercial	Fibers Owned	12		
	Lit Fibers		4		
	Spare Dark		8		
Damaged			0		

Exhibit A2.1 Fiber Counts

NW.04.054		Count			
Owner	Tacoma Power Commercial		Fibers Owned		84
	Lit Fibers	42			42
	Spare Dark	42			42
	Damaged	0			0

NW.04.047		Count			
Owner	Tacoma Power Commercial		Fibers Owned		84
	Lit Fibers	42			42
	Spare Dark	42			42
	Damaged	0			0

NW.04.024		Count			
Owner	Tacoma Power Commercial		Fibers Owned		84
	Lit Fibers	42			42
	Spare Dark	42			42
	Damaged	0			0

NW.04.023		Count			
Owner	Tacoma Power Commercial		Fibers Owned		84
	Lit Fibers	42			42
	Spare Dark	42			42
	Damaged	0			0

NW.04.026		Count			
Owner	Tacoma Power Commercial		Fibers Owned		18
	Lit Fibers	2			2
	Spare Dark	16			16
	Damaged	0			0

NW.04.025		Count			
Owner	Tacoma Power Commercial		Fibers Owned		14
	Lit Fibers	6			6
	Spare Dark	8			8
	Damaged	0			0

NW.04.017		Count			
Owner	Tacoma Power Commercial		Fibers Owned		12
	Lit Fibers	8			8
	Spare Dark	4			4
	Damaged	0			0

NW.04.016		Count			
Owner	Tacoma Power Commercial		Fibers Owned		12
	Lit Fibers	0			0
	Spare Dark	12			12
	Damaged	0			0

NW.05.018		Count			
Owner	Tacoma Power Commercial		Fibers Owned		52
	Lit Fibers	20			20
	Spare Dark	32			32
	Damaged	0			0

NW.05.020		Count			
Owner	Tacoma Power Commercial		Fibers Owned		52
	Lit Fibers	20			20
	Spare Dark	32			32
	Damaged	0			0

NW.05.018		Count			
Owner	Tacoma Power Commercial		Fibers Owned		52
	Lit Fibers	20			20
	Spare Dark	32			32
	Damaged	0			0

NW.05.022		Count			
Owner	Tacoma Power Commercial		Fibers Owned		24
	Lit Fibers	0			0
	Spare Dark	24			24
	Damaged	0			0

NW.05.020		Count			
Owner	Tacoma Power Commercial		Fibers Owned		52
	Lit Fibers	20			20
	Spare Dark	32			32
	Damaged	0			0

NW.05.022		Count			
Owner	Tacoma Power Commercial		Fibers Owned		24
	Lit Fibers	0			0
	Spare Dark	24			24
	Damaged	0			0

NW.05.018		Count			
Owner	Tacoma Power Commercial		Fibers Owned		52
	Lit Fibers	20			20
	Spare Dark	32			32
	Damaged	0			0

SE.01.041		Count			
Owner	Tacoma Power Commercial		Fibers Owned		52
	Lit Fibers	20			20
	Spare Dark	23			23
	Damaged	0			0

SE.01.033		Count			
Owner	Tacoma Power Commercial		Fibers Owned		52
	Lit Fibers	20			20
	Spare Dark	23			23
	Damaged	0			0

SE.01.032		Count			
Owner	Tacoma Power Commercial		Fibers Owned		52
	Lit Fibers	20			20
	Spare Dark	23			23
	Damaged	0			0

SE.01.031		Count			
Owner	Tacoma Power Commercial		Fibers Owned		52
	Lit Fibers	20			20
	Spare Dark	23			23
	Damaged	0			0

SE.01.034		Count			
Owner	Tacoma Power Commercial		Fibers Owned		8
	Lit Fibers	4			4
	Spare Dark	4			4
	Damaged	0			0

SE.01.030		Count			
Owner	Tacoma Power Commercial		Fibers Owned		12
	Lit Fibers	8			8
	Spare Dark	4			4
	Damaged	0			0

SE.01.028		Count			
Owner	Tacoma Power Commercial		Fibers Owned		12
	Lit Fibers	8			8
	Spare Dark	4			4
	Damaged	0			0

SE.01.027		Count			
Owner	Tacoma Power Commercial		Fibers Owned		48
	Lit Fibers	8			8
	Spare Dark	40			40
	Damaged	0			0

Exhibit A2.1 Fiber Counts

NW.04.075		NW.04.089		NW.04.100		NW.04.106	
Count	Fibers Owned	Count	Fibers Owned	Count	Fibers Owned	Count	Fibers Owned
Owner		Owner		Owner		Owner	
Tacoma Power Commercial	84	Tacoma Power Commercial	84	Tacoma Power Commercial	84	Tacoma Power Commercial	84
Lit Fibers	42	Lit Fibers	42	Lit Fibers	42	Lit Fibers	42
Spare Dark	0	Spare Dark	42	Spare Dark	42	Spare Dark	42
Damaged	0	Damaged	0	Damaged	0	Damaged	0
Count	2826	Count	4312	Count	978	Count	4008
Owner	Fibers Owned	Owner	Fibers Owned	Owner	Fibers Owned	Owner	Fibers Owned
Tacoma Power Commercial	20	Tacoma Power Commercial	24	Tacoma Power Commercial	12	Tacoma Power Commercial	12
Lit Fibers	8	Lit Fibers	4	Lit Fibers		Lit Fibers	4
Spare Dark	12	Spare Dark	20	Spare Dark		Spare Dark	8
Damaged		Damaged		Damaged		Damaged	

Exhibit A2.1 Fiber Counts

NW.04.107

Count		
Owner	Fibers Owned	
Tacoma Power Commercial	84	
Lit Fibers	42	
Spare Dark	42	
Damaged	0	

NW.04.044

Count	880	36
Owner	Fibers Owned	
Tacoma Power Commercial	32	
Lit Fibers	4	
Spare Dark	28	
Damaged		

NW.04.108

Count		
Owner	Fibers Owned	
Tacoma Power Commercial	84	
Lit Fibers	42	
Spare Dark	42	
Damaged	0	

NW.04.045

Count	2232	36
Owner	Fibers Owned	
Tacoma Power Commercial	16	
Lit Fibers		
Spare Dark	16	
Damaged		

NW.04.046

Count	1923	12
Owner	Fibers Owned	
Tacoma Power Commercial	12	
Lit Fibers		
Spare Dark	12	
Damaged		

NW.04.048

Count	3388	12
Owner	Fibers Owned	
Tacoma Power Commercial	12	
Lit Fibers		
Spare Dark	12	
Damaged		

Exhibit A2.1 Fiber Counts

NW.04.052	Count	3402
Owner	Tacoma Power Commercial	
	Lit Fibers 24	
	Spare Dark 24	
Damaged		

NW.04.051	Count	1402
Owner	Tacoma Power Commercial	
	Lit Fibers 24	
	Spare Dark 24	
Damaged		

NW.04.050	Count	2836
Owner	Tacoma Power Commercial	
	Lit Fibers 6	
	Spare Dark 4	
Damaged	2	

NW.04.049	Count	2146
Owner	Tacoma Power Commercial	
	Lit Fibers 12	
	Spare Dark 12	
Damaged		

Exhibit A2.1 Fiber Counts

NW.04.069	Count	1634
Owner	Tacoma Power Commercial	
	Lit Fibers	12
	Spare Dark	12
Damaged		

NW.04.068	Count	2976
Owner	Tacoma Power Commercial	
	Lit Fibers	36
	Spare Dark	32
Damaged	0	

NW.04.067	Count	874
Owner	Tacoma Power Commercial	
	Lit Fibers	13
	Spare Dark	7
Damaged		

NW.04.056	Count	2864
Owner	Tacoma Power Commercial	
	Lit Fibers	2
	Spare Dark	2
Damaged		

Exhibit A2.1 Fiber Counts

NW.04.073	Count	5258
Owner	Tacoma Power Commercial	
	Lit Fibers	24
	Spare Dark	24
	Damaged	

NW.04.072	Count	2286
Owner	Tacoma Power Commercial	
	Lit Fibers	12
	Spare Dark	12
	Damaged	

NW.04.071	Count	2636
Owner	Tacoma Power Commercial	
	Lit Fibers	12
	Spare Dark	8
	Damaged	

NW.04.070	Count	3816
Owner	Tacoma Power Commercial	
	Lit Fibers	12
	Spare Dark	8
	Damaged	

Exhibit A2.1 Fiber Counts

NW.04.074	948
Count	24
Owner	Fibers Owned
Tacoma Power Commercial	24
<i>Lit Fibers</i>	
<i>Spare Dark</i>	24
Damaged	

NW.04.076	1506
Count	12
Owner	Fibers Owned
Tacoma Power Commercial	12
<i>Lit Fibers</i>	
<i>Spare Dark</i>	12
Damaged	

NW.04.077	824
Count	12
Owner	Fibers Owned
Tacoma Power Commercial	12
<i>Lit Fibers</i>	
<i>Spare Dark</i>	12
Damaged	

NW.04.078	396
Count	6
Owner	Fibers Owned
Tacoma Power Commercial	6
<i>Lit Fibers</i>	4
<i>Spare Dark</i>	2
Damaged	

Exhibit A2.1 Fiber Counts

NW.04.082	Count	2028
Owner		12
Tacoma Power Commercial		12
<i>Lit Fibers</i>		
<i>Spare Dark</i>		12
Damaged		

NW.04.081	Count	2210
Owner		12
Tacoma Power Commercial		12
<i>Lit Fibers</i>		4
<i>Spare Dark</i>		8
Damaged		

NW.04.080	Count	936
Owner		12
Tacoma Power Commercial		12
<i>Lit Fibers</i>		
<i>Spare Dark</i>		12
Damaged		

NW.04.079	Count	923
Owner		6
Tacoma Power Commercial		6
<i>Lit Fibers</i>		
<i>Spare Dark</i>		6
Damaged		

Exhibit A2.1 Fiber Counts

NW.04.086	804
Count	24
Owner	Fibers Owned
Tacoma Power Commercial	24
Lit Fibers	4
Spare Dark	20
Damaged	

NW.04.085	1919
Count	24
Owner	Fibers Owned
Tacoma Power Commercial	24
Lit Fibers	4
Spare Dark	20
Damaged	

NW.04.084	826
Count	24
Owner	Fibers Owned
Tacoma Power Commercial	24
Lit Fibers	
Spare Dark	24
Damaged	

NW.04.083	3806
Count	24
Owner	Fibers Owned
Tacoma Power Commercial	24
Lit Fibers	8
Spare Dark	16
Damaged	

Exhibit A2.1 Fiber Counts

NW.04.092	Count	1740
Owner	Tacoma Power Commercial	
	Lit Fibers	4
	Spare Dark	4
	Damaged	
	Fibers Owned	12

NW.04.091	Count	3756
Owner	Tacoma Power Commercial	
	Lit Fibers	4
	Spare Dark	14
	Damaged	
	Fibers Owned	18

NW.04.088	Count	3776
Owner	Tacoma Power Commercial	
	Lit Fibers	8
	Spare Dark	4
	Damaged	
	Fibers Owned	12

NW.04.087	Count	3518
Owner	Tacoma Power Commercial	
	Lit Fibers	4
	Spare Dark	32
	Damaged	
	Fibers Owned	36

Exhibit A2.1 Fiber Counts

NW.04.104	Count	815
Owner	Tacoma Power Commercial	
	Fibers Owned	
	Lit Fibers	12
	Spare Dark	4
Damaged		8
		0

NW.04.103	Count	3343
Owner	Tacoma Power Commercial	
	Fibers Owned	
	Lit Fibers	12
	Spare Dark	4
Damaged		8
		0

NW.04.102	Count	732
Owner	Tacoma Power Commercial	
	Fibers Owned	
	Lit Fibers	24
	Spare Dark	24
Damaged		0
		0

NW.04.097	Count	1902
Owner	Tacoma Power Commercial	
	Fibers Owned	
	Lit Fibers	24
	Spare Dark	4
Damaged		20
		0

Exhibit A2.1 Fiber Counts

NW.04.119	Count	300
Owner		
Tacoma Power Commercial	12	Fibers Owned
<i>Lit Fibers</i>	12	
<i>Spare Dark</i>	12	
Damaged		0

NW.04.118	Count	200
Owner		
Tacoma Power Commercial	12	Fibers Owned
<i>Lit Fibers</i>	12	
<i>Spare Dark</i>	12	
Damaged		0

NW.04.116	Count	1396
Owner		
Tacoma Power Commercial	12	Fibers Owned
<i>Lit Fibers</i>	12	
<i>Spare Dark</i>	12	
Damaged		0

NW.04.105	Count	910
Owner		
Tacoma Power Commercial	12	Fibers Owned
<i>Lit Fibers</i>	4	
<i>Spare Dark</i>	8	
Damaged		0

Exhibit A2.1 Fiber Counts

NW.04.124	Count	400
Owner		
Tacoma Power Commercial	12	Fibers Owned
Lit Fibers	12	
Spare Dark	12	
Damaged	0	

NW.04.123	Count	300
Owner		
Tacoma Power Commercial	12	Fibers Owned
Lit Fibers	12	
Spare Dark	12	
Damaged	0	

NW.04.121	Count	400
Owner		
Tacoma Power Commercial	12	Fibers Owned
Lit Fibers	12	
Spare Dark	12	
Damaged	0	

NW.04.120	Count	400
Owner		
Tacoma Power Commercial	12	Fibers Owned
Lit Fibers	12	
Spare Dark	12	
Damaged	0	

Exhibit A2.1 Fiber Counts

NW.04.128	Count	800
Owner		
Tacoma Power Commercial	12	12
<i>Lit Fibers</i>	12	
<i>Spare Dark</i>		
Damaged		0

NW.04.127	Count	800
Owner		
Tacoma Power Commercial	12	12
<i>Lit Fibers</i>	12	
<i>Spare Dark</i>		
Damaged		0

NW.04.126	Count	800
Owner		
Tacoma Power Commercial	12	12
<i>Lit Fibers</i>	12	
<i>Spare Dark</i>		
Damaged		0

NW.04.125	Count	600
Owner		
Tacoma Power Commercial	12	12
<i>Lit Fibers</i>	12	
<i>Spare Dark</i>		
Damaged		0

Exhibit A2.1 Fiber Counts

NW.04.129	400	12	
Count			
Owner	Tacoma Power Commercial		
	12	12	
Damaged			0

NW.04.130	400	12	
Count			
Owner	Tacoma Power Commercial		
	12	12	
Damaged			0

NW.04.131	400	12	
Count			
Owner	Tacoma Power Commercial		
	12	12	
Damaged			0

NW.04.132	345	12	
Count			
Owner	Click		
Damaged			0

Exhibit A2.1 Fiber Counts

NW.04.136	Count	150
Owner	Fibers Owned	
Click	12	12
	Lit Fibers	2
	Spare Dark	10
Damaged		0

NW.04.135	Count	1517
Owner	Fibers Owned	
Click	12	12
	Lit Fibers	2
	Spare Dark	10
Damaged		0

NW.04.134	Count	818
Owner	Fibers Owned	
Click	0	0
	Lit Fibers	
	Spare Dark	
Damaged		0

NW.04.133	Count	894
Owner	Fibers Owned	
Click	0	0
	Lit Fibers	
	Spare Dark	
Damaged		0

Exhibit A2.1 Fiber Counts

Ring 2	SE.02.001	Count	108
	Owner	Fibers Owned	
	Tacoma Power Commercial	62	
	Lit Fibers	16	
	Spare Dark	46	
	Damaged	0	

Ring 2 Service Drops	SE.02.004	Count	2594
	Owner	Fibers Owned	
	Tacoma Power Commercial	12	
	Lit Fibers	12	
	Spare Dark	12	
	Damaged	0	

Ring 3	SE.03.001	Count	96
	Owner	Fibers Owned	
	Tacoma Power Commercial	52	
	Lit Fibers	18	
	Spare Dark	34	
	Damaged	0	

Ring 3 Service Drops	SE.03.003	Count	3150
	Owner	Fibers Owned	
	Tacoma Power Commercial	12	
	Lit Fibers	12	
	Spare Dark	12	
	Damaged	0	

Ring 4	SE.04.001	Count	180
	Owner	Fibers Owned	
	Tacoma Power Commercial	155	
	Lit Fibers	20	
	Spare Dark	135	
	Damaged	1	

Ring 4 Service Drops	SE.04.010	Count	1244
	Owner	Fibers Owned	
	Tacoma Power Commercial	12	
	Lit Fibers	4	
	Spare Dark	8	
	Damaged	0	

Ring 5	SE.05.001	Count	96
	Owner	Fibers Owned	
	Tacoma Power Commercial	72	
	Lit Fibers	38	
	Spare Dark	34	
	Damaged	0	

SE.02.002	Count	
Owner	Fibers Owned	
Tacoma Power Commercial	62	
Lit Fibers	16	
Spare Dark	46	
Damaged	0	

SE.02.005	Count	1482
Owner	Fibers Owned	
Tacoma Power Commercial	12	
Lit Fibers	12	
Spare Dark	12	
Damaged	0	

SE.03.002	Count	
Owner	Fibers Owned	
Tacoma Power Commercial	52	
Lit Fibers	18	
Spare Dark	34	
Damaged	0	

SE.03.004	Count	3136
Owner	Fibers Owned	
Tacoma Power Commercial	12	
Lit Fibers	4	
Spare Dark	8	
Damaged	0	

SE.04.002	Count	132
Owner	Fibers Owned	
Tacoma Power Commercial	120	
Lit Fibers	20	
Spare Dark	100	
Damaged	0	

SE.04.016	Count	1240
Owner	Fibers Owned	
Tacoma Power Commercial	12	
Lit Fibers	4	
Spare Dark	8	
Damaged	0	

SE.05.002	Count	
Owner	Fibers Owned	
Tacoma Power Commercial	72	
Lit Fibers	38	
Spare Dark	34	
Damaged	0	

SE.02.003	Count	
Owner	Fibers Owned	
Tacoma Power Commercial	62	
Lit Fibers	16	
Spare Dark	46	
Damaged	0	

SE.02.006	Count	1480
Owner	Fibers Owned	
Tacoma Power Commercial	6	
Lit Fibers	4	
Spare Dark	2	
Damaged	0	

SE.03.005	Count	
Owner	Fibers Owned	
Tacoma Power Commercial	52	
Lit Fibers	18	
Spare Dark	34	
Damaged	0	

SE.03.026	Count	1646
Owner	Fibers Owned	
Tacoma Power Commercial	24	
Lit Fibers	4	
Spare Dark	24	
Damaged	0	

SE.04.003	Count	
Owner	Fibers Owned	
Tacoma Power Commercial	120	
Lit Fibers	20	
Spare Dark	100	
Damaged	0	

SE.04.017	Count	5008
Owner	Fibers Owned	
Tacoma Power Commercial	12	
Lit Fibers	4	
Spare Dark	8	
Damaged	0	

SE.05.003	Count	
Owner	Fibers Owned	
Tacoma Power Commercial	72	
Lit Fibers	38	
Spare Dark	34	
Damaged	0	

Exhibit A2.1 Fiber Counts

SE.02.009

Count			
Owner		Fibers Owned	
Tacoma Power Commercial	62		
Lit Fibers	16		
Spare Dark	46		
Damaged	0		

SE.02.010

Count			
Owner		Fibers Owned	
Tacoma Power Commercial	62		
Lit Fibers	16		
Spare Dark	46		
Damaged	0		

SE.02.011

Count			
Owner		Fibers Owned	
Tacoma Power Commercial	62		
Lit Fibers	16		
Spare Dark	46		
Damaged	0		

SE.02.012

Count			
Owner		Fibers Owned	
Tacoma Power Commercial	62		
Lit Fibers	16		
Spare Dark	46		
Damaged	0		

SE.02.007

Count	1112
Owner	Fibers Owned
Tacoma Power Commercial	6
Lit Fibers	2
Spare Dark	4
Damaged	4

SE.02.008

Count	940
Owner	Fibers Owned
Tacoma Power Commercial	6
Lit Fibers	2
Spare Dark	4
Damaged	4

SE.02.009

Count	5784
Owner	Fibers Owned
Tacoma Power Commercial	12
Lit Fibers	4
Spare Dark	8
Damaged	8

SE.02.010

Count	2036
Owner	Fibers Owned
Tacoma Power Commercial	12
Lit Fibers	4
Spare Dark	12
Damaged	12

SE.03.007

Count			
Owner		Fibers Owned	
Tacoma Power Commercial	52		
Lit Fibers	18		
Spare Dark	34		
Damaged	0		

SE.03.008

Count			
Owner		Fibers Owned	
Tacoma Power Commercial	52		
Lit Fibers	18		
Spare Dark	34		
Damaged	0		

SE.03.009

Count			
Owner		Fibers Owned	
Tacoma Power Commercial	52		
Lit Fibers	18		
Spare Dark	34		
Damaged	0		

SE.03.010

Count			
Owner		Fibers Owned	
Tacoma Power Commercial	52		
Lit Fibers	18		
Spare Dark	34		
Damaged	0		

SE.03.007

Count	676
Owner	Fibers Owned
Tacoma Power Commercial	12
Lit Fibers	4
Spare Dark	8
Damaged	8

SE.03.008

Count	12
Owner	Fibers Owned
Tacoma Power Commercial	12
Lit Fibers	4
Spare Dark	8
Damaged	8

SE.03.009

Count			
Owner		Fibers Owned	
Tacoma Power Commercial	120		
Lit Fibers	20		
Spare Dark	100		
Damaged	0		

SE.03.010

Count			
Owner		Fibers Owned	
Tacoma Power Commercial	120		
Lit Fibers	20		
Spare Dark	100		
Damaged	0		

SE.04.004

Count			
Owner		Fibers Owned	
Tacoma Power Commercial	120		
Lit Fibers	20		
Spare Dark	100		
Damaged	0		

SE.04.005

Count			
Owner		Fibers Owned	
Tacoma Power Commercial	120		
Lit Fibers	20		
Spare Dark	100		
Damaged	0		

SE.04.006

Count			
Owner		Fibers Owned	
Tacoma Power Commercial	120		
Lit Fibers	20		
Spare Dark	100		
Damaged	0		

SE.04.007

Count			
Owner		Fibers Owned	
Tacoma Power Commercial	120		
Lit Fibers	20		
Spare Dark	100		
Damaged	0		

SE.04.008

Count			
Owner		Fibers Owned	
Tacoma Power Commercial	120		
Lit Fibers	20		
Spare Dark	100		
Damaged	0		

SE.04.009

Count			
Owner		Fibers Owned	
Tacoma Power Commercial	120		
Lit Fibers	20		
Spare Dark	100		
Damaged	0		

SE.04.010

Count			
Owner		Fibers Owned	
Tacoma Power Commercial	120		
Lit Fibers	20		
Spare Dark	100		
Damaged	0		

SE.05.004

Count			
Owner		Fibers Owned	
Tacoma Power Commercial	72		
Lit Fibers	38		
Spare Dark	34		
Damaged	0		

SE.05.005

Count			
Owner		Fibers Owned	
Tacoma Power Commercial	72		
Lit Fibers	38		
Spare Dark	34		
Damaged	0		

SE.05.006

Count			
Owner		Fibers Owned	
Tacoma Power Commercial	72		
Lit Fibers	38		
Spare Dark	34		
Damaged	0		

SE.05.007

Count			
Owner		Fibers Owned	
Tacoma Power Commercial	72		
Lit Fibers	38		
Spare Dark	34		
Damaged	0		

Exhibit A2.1 Fiber Counts

SE.02.021

Count	
Owner	Fibers Owned
Tacoma Power Commercial	62
Lit Fibers	16
Spare Dark	46
Damaged	0

SE.02.026

Count	
Owner	Fibers Owned
Tacoma Power Commercial	62
Lit Fibers	16
Spare Dark	46
Damaged	0

SE.02.025

Count	
Owner	Fibers Owned
Tacoma Power Commercial	62
Lit Fibers	16
Spare Dark	46
Damaged	0

SE.02.021

Count	
Owner	Fibers Owned
Tacoma Power Commercial	62
Lit Fibers	16
Spare Dark	46
Damaged	0

SE.02.027

Count	
Owner	Fibers Owned
Tacoma Power Commercial	62
Lit Fibers	16
Spare Dark	46
Damaged	0

SE.02.029

Count	834
Owner	Fibers Owned
Tacoma Power Commercial	24
Lit Fibers	24
Spare Dark	24
Damaged	24

SE.02.028

Count	720
Owner	Fibers Owned
Tacoma Power Commercial	12
Lit Fibers	12
Spare Dark	12
Damaged	12

SE.02.019

Count	2590
Owner	Fibers Owned
Tacoma Power Commercial	12
Lit Fibers	4
Spare Dark	8
Damaged	8

SE.03.028

Count	
Owner	Fibers Owned
Tacoma Power Commercial	52
Lit Fibers	18
Spare Dark	34
Damaged	0

SE.03.021

Count	
Owner	Fibers Owned
Tacoma Power Commercial	52
Lit Fibers	18
Spare Dark	34
Damaged	0

SE.03.020

Count	
Owner	Fibers Owned
Tacoma Power Commercial	52
Lit Fibers	18
Spare Dark	34
Damaged	0

SE.03.016

Count	
Owner	Fibers Owned
Tacoma Power Commercial	52
Lit Fibers	18
Spare Dark	34
Damaged	0

SE.04.013

Count	
Owner	Fibers Owned
Tacoma Power Commercial	120
Lit Fibers	20
Spare Dark	100
Damaged	0

SE.04.012

Count	
Owner	Fibers Owned
Tacoma Power Commercial	120
Lit Fibers	20
Spare Dark	100
Damaged	0

SE.04.011

Count	
Owner	Fibers Owned
Tacoma Power Commercial	120
Lit Fibers	20
Spare Dark	100
Damaged	0

SE.04.009

Count	
Owner	Fibers Owned
Tacoma Power Commercial	120
Lit Fibers	20
Spare Dark	100
Damaged	0

SE.05.021

Count	
Owner	Fibers Owned
Tacoma Power Commercial	72
Lit Fibers	38
Spare Dark	34
Damaged	0

SE.05.021

Count	
Owner	Fibers Owned
Tacoma Power Commercial	72
Lit Fibers	38
Spare Dark	34
Damaged	0

Exhibit A2.1 Fiber Counts

SE.02.042

Count			
Owner	Tacoma Power Commercial	Lit Fibers	Fibers Owned
	62	16	62
		46	16
			46
Damaged			0

SE.02.041

Count			
Owner	Tacoma Power Commercial	Lit Fibers	Fibers Owned
	62	16	62
		46	16
			46
Damaged			0

SE.02.038

Count			2970
Owner	Tacoma Power Commercial	Lit Fibers	Fibers Owned
	12		12
			12
Damaged			0

SE.02.037

Count			500
Owner	Tacoma Power Commercial	Lit Fibers	Fibers Owned
	24		24
			24
Damaged			0

SE.02.032

Count			2514
Owner	Tacoma Power Commercial	Lit Fibers	Fibers Owned
	12		12
			12
Damaged			0

SE.03.032

Count			
Owner	Tacoma Power Commercial	Lit Fibers	Fibers Owned
	52	18	52
		34	18
			34
Damaged			0

SE.04.019

Count			
Owner	Tacoma Power Commercial	Lit Fibers	Fibers Owned
	120	20	120
		100	20
			100
Damaged			0

SE.04.018

Count			
Owner	Tacoma Power Commercial	Lit Fibers	Fibers Owned
	120	20	120
		100	20
			100
Damaged			0

SE.04.015

Count			
Owner	Tacoma Power Commercial	Lit Fibers	Fibers Owned
	120	20	120
		100	20
			100
Damaged			0

SE.04.014

Count			
Owner	Tacoma Power Commercial	Lit Fibers	Fibers Owned
	120	20	120
		100	20
			100
Damaged			0

Exhibit A2.1 Fiber Counts

SE02.043	
Count	Fibers Owned
Tacoma Power Commercial	62
Lit Fibers	16
Spare Dark	46
Damaged	0

SE04.020	
Count	Fibers Owned
Tacoma Power Commercial	120
Lit Fibers	20
Spare Dark	100
Damaged	0

Exhibit A2.1 Fiber Counts

Ring 5 Service Drops

SE.05.005	Count	1504
Owner	Fibers Owned	24
Tacoma Power Commercial	24	
Lit Fibers	12	
Spare Dark	12	
Damaged		

Ring 6

SE.06.001	Count	96
Owner	Fibers Owned	84
Tacoma Power Commercial	84	
Lit Fibers	14	
Spare Dark	70	
Damaged		

Ring 6 Service Drops

SE.06.005	Count	1020
Owner	Fibers Owned	24
Tacoma Power Commercial	24	
Lit Fibers	4	
Spare Dark	20	
Damaged		

SW HUB

Ring 1

SW.01.001	Count	132
Owner	Fibers Owned	84
Tacoma Power Commercial	84	
Lit Fibers	40	
Spare Dark	44	
Damaged		

Ring 1 Service Drops

SW.01.002	Count	3142
Owner	Fibers Owned	24
Tacoma Power Commercial	16	
Lit Fibers	4	
Spare Dark	12	
Damaged		

Ring 2

SW.02.001	Count	132
Owner	Fibers Owned	120
Tacoma Power Commercial	120	
Lit Fibers	44	
Spare Dark	76	
Damaged	0	

SE.05.007

Count	5816
Owner	Fibers Owned
Tacoma Power Commercial	60
Lit Fibers	16
Spare Dark	44
Damaged	0

SE.06.002

Count	
Owner	Fibers Owned
Tacoma Power Commercial	84
Lit Fibers	14
Spare Dark	70
Damaged	0

SE.06.008

Count	10246
Owner	Fibers Owned
Tacoma Power Commercial	24
Lit Fibers	4
Spare Dark	20
Damaged	

SW.01.009

Count	
Owner	Fibers Owned
Tacoma Power Commercial	84
Lit Fibers	40
Spare Dark	44
Damaged	0

SW.01.003

Count	1296
Owner	Fibers Owned
Tacoma Power Commercial	12
Lit Fibers	4
Spare Dark	8
Damaged	

SW.02.002

Count	
Owner	Fibers Owned
Tacoma Power Commercial	120
Lit Fibers	44
Spare Dark	76
Damaged	0

SE.05.008

Count	256
Owner	Fibers Owned
Tacoma Power Commercial	0
Lit Fibers	
Spare Dark	
Damaged	

SE.06.003

Count	
Owner	Fibers Owned
Tacoma Power Commercial	84
Lit Fibers	14
Spare Dark	70
Damaged	0

SE.06.010

Count	4860
Owner	Fibers Owned
Tacoma Power Commercial	0
Lit Fibers	
Spare Dark	
Damaged	

SW.01.010

Count	
Owner	Fibers Owned
Tacoma Power Commercial	84
Lit Fibers	40
Spare Dark	44
Damaged	0

SW.01.015

Count	7506
Owner	Fibers Owned
Tacoma Power Commercial	24
Lit Fibers	4
Spare Dark	20
Damaged	

SW.02.005

Count	
Owner	Fibers Owned
Tacoma Power Commercial	120
Lit Fibers	44
Spare Dark	76
Damaged	0

Exhibit A2.1 Fiber Counts

SE.05.009	Count	5542	96
Owner		Fibers Owned	
Tacoma Power Commercial		60	
Lit Fibers		16	
Spare Dark		44	
Damaged		0	

SE.06.004	Count		
Owner		Fibers Owned	
Tacoma Power Commercial		84	
Lit Fibers		14	
Spare Dark		70	
Damaged		0	

SE.05.010	Count	9027	96
Owner		Fibers Owned	
Tacoma Power Commercial		60	
Lit Fibers		16	
Spare Dark		44	
Damaged		0	

SE.06.006	Count		
Owner		Fibers Owned	
Tacoma Power Commercial		84	
Lit Fibers		14	
Spare Dark		70	
Damaged		0	

SE.05.011	Count	2865	96
Owner		Fibers Owned	
Tacoma Power Commercial		84	
Lit Fibers		16	
Spare Dark		68	
Damaged		0	

SE.06.007	Count		
Owner		Fibers Owned	
Tacoma Power Commercial		84	
Lit Fibers		14	
Spare Dark		70	
Damaged		0	

SE.05.012	Count	2274	12
Owner		Fibers Owned	
Tacoma Power Commercial		0	
Lit Fibers			
Spare Dark		0	
Damaged			

SE.06.009	Count		
Owner		Fibers Owned	
Tacoma Power Commercial		84	
Lit Fibers		14	
Spare Dark		70	
Damaged		0	

SW.01.013	Count		
Owner		Fibers Owned	
Tacoma Power Commercial		84	
Lit Fibers		40	
Spare Dark		44	
Damaged		0	

SW.01.016	Count	828	36
Owner		Fibers Owned	
Tacoma Power Commercial		36	
Lit Fibers		4	
Spare Dark		32	
Damaged		0	

SW.02.006	Count		
Owner		Fibers Owned	
Tacoma Power Commercial		120	
Lit Fibers		44	
Spare Dark		76	
Damaged		0	

SW.01.014	Count		
Owner		Fibers Owned	
Tacoma Power Commercial		84	
Lit Fibers		40	
Spare Dark		44	
Damaged		0	

SW.01.017	Count	258	24
Owner		Fibers Owned	
Tacoma Power Commercial		24	
Lit Fibers		4	
Spare Dark		20	
Damaged			

SW.02.007	Count		
Owner		Fibers Owned	
Tacoma Power Commercial		120	
Lit Fibers		44	
Spare Dark		76	
Damaged		0	

SW.01.029	Count	1838	132
Owner		Fibers Owned	
Tacoma Power Commercial		84	
Lit Fibers		40	
Spare Dark		44	
Damaged		0	

SW.01.018	Count	616	24
Owner		Fibers Owned	
Tacoma Power Commercial		24	
Lit Fibers		4	
Spare Dark		20	
Damaged			

SW.02.008	Count		
Owner		Fibers Owned	
Tacoma Power Commercial		120	
Lit Fibers		44	
Spare Dark		76	
Damaged		0	

SW.01.033	Count	3460	132
Owner		Fibers Owned	
Tacoma Power Commercial		84	
Lit Fibers		40	
Spare Dark		44	
Damaged		0	

SW.01.020	Count	512	12
Owner		Fibers Owned	
Tacoma Power Commercial		12	
Lit Fibers		2	
Spare Dark		10	
Damaged			

SW.02.009	Count		
Owner		Fibers Owned	
Tacoma Power Commercial		120	
Lit Fibers		44	
Spare Dark		76	
Damaged		0	

Exhibit A2.1 Fiber Counts

SE.05.013	Count	2606	12
Owner	Fibers Owned		
Tacoma Power Commercial	Lit Fibers	0	0
	Spare Dark	0	0
Damaged			

SE.05.014	Count	1938	24
Owner	Fibers Owned		
Tacoma Power Commercial	Lit Fibers	0	0
	Spare Dark	0	0
Damaged			

SE.05.015	Count	325	24
Owner	Fibers Owned		
Tacoma Power Commercial	Lit Fibers	0	0
	Spare Dark	0	0
Damaged			

SE.05.016	Count	10	24
Owner	Fibers Owned		
Tacoma Power Commercial	Lit Fibers	0	0
	Spare Dark	0	0
Damaged			

SE.06.011	Count	84	14	70	0
Owner	Fibers Owned				
Tacoma Power Commercial	Lit Fibers	84	14	70	0
	Spare Dark				
Damaged					

SE.06.012	Count	84	14	70	0
Owner	Fibers Owned				
Tacoma Power Commercial	Lit Fibers	84	14	70	0
	Spare Dark				
Damaged					

SE.06.013	Count	84	14	70	0
Owner	Fibers Owned				
Tacoma Power Commercial	Lit Fibers	84	14	70	0
	Spare Dark				
Damaged					

SE.06.014	Count	84	14	70	0
Owner	Fibers Owned				
Tacoma Power Commercial	Lit Fibers	84	14	70	0
	Spare Dark				
Damaged					

SW.01.038	Count	1236	132	84	40	44	0
Owner	Fibers Owned						
Tacoma Power Commercial	Lit Fibers	84	40	44	0		
	Spare Dark						
Damaged							

SW.01.039	Count	4444	132	84	40	44	0
Owner	Fibers Owned						
Tacoma Power Commercial	Lit Fibers	84	40	44	0		
	Spare Dark						
Damaged							

SW.01.040	Count	2030	12	6	12	4	8
Owner	Fibers Owned						
Tacoma Power Commercial	Lit Fibers	12	4	8			
	Spare Dark						
Damaged							

SW.01.041	Count	120	44	76	0		
Owner	Fibers Owned						
Tacoma Power Commercial	Lit Fibers	120	44	76	0		
	Spare Dark						
Damaged							

SW.01.042	Count	2048	132	84	40	44	0
Owner	Fibers Owned						
Tacoma Power Commercial	Lit Fibers	84	40	44	0		
	Spare Dark						
Damaged							

SW.01.043	Count	5168	12	6	12	4	8
Owner	Fibers Owned						
Tacoma Power Commercial	Lit Fibers	12	4	8			
	Spare Dark						
Damaged							

SW.01.044	Count	2594	132	84	40	44	0
Owner	Fibers Owned						
Tacoma Power Commercial	Lit Fibers	84	40	44	0		
	Spare Dark						
Damaged							

SW.02.011	Count	120	44	76	0		
Owner	Fibers Owned						
Tacoma Power Commercial	Lit Fibers	120	44	76	0		
	Spare Dark						
Damaged							

SW.02.012	Count	120	44	76	0		
Owner	Fibers Owned						
Tacoma Power Commercial	Lit Fibers	120	44	76	0		
	Spare Dark						
Damaged							

SW.02.013	Count	120	44	76	0		
Owner	Fibers Owned						
Tacoma Power Commercial	Lit Fibers	120	44	76	0		
	Spare Dark						
Damaged							

SW.02.014	Count	120	44	76	0		
Owner	Fibers Owned						
Tacoma Power Commercial	Lit Fibers	120	44	76	0		
	Spare Dark						
Damaged							

Exhibit A2.1 Fiber Counts

SE.05.022	927
Count	12
Owner	Fibers Owned
Tacoma Power Commercial	12
Lit Fibers	4
Spare Dark	8
Damaged	

SW.01.047	4698	132	132	2104
Count	132	132	132	132
Owner	Fibers Owned	Fibers Owned	Fibers Owned	Fibers Owned
Tacoma Power Commercial	84	84	84	84
Lit Fibers	40	40	40	40
Spare Dark	44	44	44	44
Damaged	0	0	0	0
SW.01.026	1422	24	24	2324
Count	24	24	24	24
Owner	Fibers Owned	Fibers Owned	Fibers Owned	Fibers Owned
Tacoma Power Commercial	24	24	24	24
Lit Fibers				4
Spare Dark				20
Damaged				0

SW.01.048	516	132	132	3954
Count	132	132	132	132
Owner	Fibers Owned	Fibers Owned	Fibers Owned	Fibers Owned
Tacoma Power Commercial	84	84	84	84
Lit Fibers	40	40	40	40
Spare Dark	44	44	44	44
Damaged	0	0	0	0
SW.01.027	1554	6	6	1078
Count	6	6	6	6
Owner	Fibers Owned	Fibers Owned	Fibers Owned	Fibers Owned
Tacoma Power Commercial	6	6	6	6
Lit Fibers				16
Spare Dark				8
Damaged				0

SW.01.082	3954	132	132	3954
Count	132	132	132	132
Owner	Fibers Owned	Fibers Owned	Fibers Owned	Fibers Owned
Tacoma Power Commercial	84	84	84	84
Lit Fibers	40	40	40	40
Spare Dark	44	44	44	44
Damaged	0	0	0	0
SW.01.034	1078	24	24	2324
Count	24	24	24	24
Owner	Fibers Owned	Fibers Owned	Fibers Owned	Fibers Owned
Tacoma Power Commercial	24	24	24	24
Lit Fibers				16
Spare Dark				8
Damaged				0

SW.01.083	2104	132	132	2104
Count	132	132	132	132
Owner	Fibers Owned	Fibers Owned	Fibers Owned	Fibers Owned
Tacoma Power Commercial	84	84	84	84
Lit Fibers	40	40	40	40
Spare Dark	44	44	44	44
Damaged	0	0	0	0
SW.01.035	2324	24	24	2324
Count	24	24	24	24
Owner	Fibers Owned	Fibers Owned	Fibers Owned	Fibers Owned
Tacoma Power Commercial	24	24	24	24
Lit Fibers				4
Spare Dark				20
Damaged				0

SW.02.019	120	44	44	120
Count	44	44	44	44
Owner	Fibers Owned	Fibers Owned	Fibers Owned	Fibers Owned
Tacoma Power Commercial	44	44	44	44
Lit Fibers	76	76	76	76
Spare Dark	0	0	0	0
Damaged	0	0	0	0
SW.02.020	120	44	44	120
Count	44	44	44	44
Owner	Fibers Owned	Fibers Owned	Fibers Owned	Fibers Owned
Tacoma Power Commercial	44	44	44	44
Lit Fibers	76	76	76	76
Spare Dark	0	0	0	0
Damaged	0	0	0	0

SW.02.023	120	44	44	120
Count	44	44	44	44
Owner	Fibers Owned	Fibers Owned	Fibers Owned	Fibers Owned
Tacoma Power Commercial	44	44	44	44
Lit Fibers	76	76	76	76
Spare Dark	0	0	0	0
Damaged	0	0	0	0
SW.02.024	120	44	44	120
Count	44	44	44	44
Owner	Fibers Owned	Fibers Owned	Fibers Owned	Fibers Owned
Tacoma Power Commercial	44	44	44	44
Lit Fibers	76	76	76	76
Spare Dark	0	0	0	0
Damaged	0	0	0	0

SW.02.023	120	44	44	120
Count	44	44	44	44
Owner	Fibers Owned	Fibers Owned	Fibers Owned	Fibers Owned
Tacoma Power Commercial	44	44	44	44
Lit Fibers	76	76	76	76
Spare Dark	0	0	0	0
Damaged	0	0	0	0
SW.02.024	120	44	44	120
Count	44	44	44	44
Owner	Fibers Owned	Fibers Owned	Fibers Owned	Fibers Owned
Tacoma Power Commercial	44	44	44	44
Lit Fibers	76	76	76	76
Spare Dark	0	0	0	0
Damaged	0	0	0	0

SW.02.023	120	44	44	120
Count	44	44	44	44
Owner	Fibers Owned	Fibers Owned	Fibers Owned	Fibers Owned
Tacoma Power Commercial	44	44	44	44
Lit Fibers	76	76	76	76
Spare Dark	0	0	0	0
Damaged	0	0	0	0
SW.02.024	120	44	44	120
Count	44	44	44	44
Owner	Fibers Owned	Fibers Owned	Fibers Owned	Fibers Owned
Tacoma Power Commercial	44	44	44	44
Lit Fibers	76	76	76	76
Spare Dark	0	0	0	0
Damaged	0	0	0	0

SW.01.090	2426	132	84	40	44	0	1558
Count							
Owner	Tacoma Power Commercial						Fibers Owned
			Lit Fibers	Lit Fibers	Spare Dark	Damaged	
			40	40	44	0	

SW.01.036	1378	6	6				2146
Count							
Owner	Tacoma Power Commercial						Fibers Owned
			Lit Fibers	Lit Fibers	Spare Dark	Damaged	
			6	6			

SW.02.026							
Count							
Owner	Tacoma Power Commercial						Fibers Owned
			Lit Fibers	Lit Fibers	Spare Dark	Damaged	
			120	44	76	0	

SW.01.107	4746	132	84	40	44	0	1558
Count							
Owner	Tacoma Power Commercial						Fibers Owned
			Lit Fibers	Lit Fibers	Spare Dark	Damaged	
			40	40	44	0	

SW.01.044	546	12	12				2146
Count							
Owner	Tacoma Power Commercial						Fibers Owned
			Lit Fibers	Lit Fibers	Spare Dark	Damaged	
			2	2	10		

SW.02.028							
Count							
Owner	Tacoma Power Commercial						Fibers Owned
			Lit Fibers	Lit Fibers	Spare Dark	Damaged	
			120	44	76	0	

SW.01.094	4904	132	84	40	44	0	1558
Count							
Owner	Tacoma Power Commercial						Fibers Owned
			Lit Fibers	Lit Fibers	Spare Dark	Damaged	
			40	40	44	0	

SW.01.037	2647	24	24				2146
Count							
Owner	Tacoma Power Commercial						Fibers Owned
			Lit Fibers	Lit Fibers	Spare Dark	Damaged	
			12	12	12		

SW.02.027							
Count							
Owner	Tacoma Power Commercial						Fibers Owned
			Lit Fibers	Lit Fibers	Spare Dark	Damaged	
			120	44	76	0	

SW.01.117	2592	2180
Count	132	132
Owner	Fibers Owned	Fibers Owned
Tacoma Power Commercial	84	0
Lit Fibers	40	
Spare Dark	44	
Damaged	0	0

SW.01.131	2180	2180
Count	132	132
Owner	Fibers Owned	Fibers Owned
Tacoma Power Commercial	84	0
Lit Fibers	40	
Spare Dark	44	
Damaged	0	0

SW.01.050	1173	1278
Count	12	24
Owner	Fibers Owned	Fibers Owned
Tacoma Power Commercial	12	14
Lit Fibers	4	
Spare Dark	8	14
Damaged	0	0

SW.01.051	2274	2274
Count	12	12
Owner	Fibers Owned	Fibers Owned
Tacoma Power Commercial	12	4
Lit Fibers	4	
Spare Dark	8	8
Damaged	0	0

SW.01.052	3234	3234
Count	24	24
Owner	Fibers Owned	Fibers Owned
Tacoma Power Commercial	14	14
Lit Fibers	4	
Spare Dark	10	10
Damaged	0	0

SW.01.053	1278	1278
Count	24	24
Owner	Fibers Owned	Fibers Owned
Tacoma Power Commercial	14	14
Lit Fibers	4	
Spare Dark	10	10
Damaged	0	0

SW.02.036	120	120
Count	44	44
Owner	Fibers Owned	Fibers Owned
Tacoma Power Commercial	44	44
Lit Fibers	76	76
Spare Dark	0	0
Damaged	0	0

SW.02.038	120	120
Count	44	44
Owner	Fibers Owned	Fibers Owned
Tacoma Power Commercial	44	44
Lit Fibers	76	76
Spare Dark	0	0
Damaged	0	0

SW.02.039	120	120
Count	44	44
Owner	Fibers Owned	Fibers Owned
Tacoma Power Commercial	44	44
Lit Fibers	76	76
Spare Dark	0	0
Damaged	0	0

SW.02.043	120	120
Count	44	44
Owner	Fibers Owned	Fibers Owned
Tacoma Power Commercial	44	44
Lit Fibers	76	76
Spare Dark	0	0
Damaged	0	0

Exhibit A2.1 Fiber Counts

SW.01.054	Count	2564	Fibers Owned	12
Owner	Tacoma Power Commercial		Lit Fibers	12
			Spare Dark	12
Damaged				
SW.02.044	Count			
Owner	Tacoma Power Commercial	120	Fibers Owned	
		44	Lit Fibers	
		76	Spare Dark	
Damaged		0		
SW.01.055 <th>Count</th> <th>1684</th> <th>Fibers Owned</th> <th>12</th>	Count	1684	Fibers Owned	12
Owner	Tacoma Power Commercial		Lit Fibers	12
			Spare Dark	12
Damaged				
SW.02.045	Count			
Owner	Tacoma Power Commercial	120	Fibers Owned	
		44	Lit Fibers	
		76	Spare Dark	
Damaged		0		
SW.01.056 <th>Count</th> <th>2370</th> <th>Fibers Owned</th> <th>12</th>	Count	2370	Fibers Owned	12
Owner	Tacoma Power Commercial		Lit Fibers	0
			Spare Dark	
Damaged				
SW.02.047	Count			
Owner	Tacoma Power Commercial	120	Fibers Owned	
		44	Lit Fibers	
		76	Spare Dark	
Damaged		0		
SW.01.057 <th>Count</th> <th>2978</th> <th>Fibers Owned</th> <th>12</th>	Count	2978	Fibers Owned	12
Owner	Tacoma Power Commercial		Lit Fibers	0
			Spare Dark	
Damaged				

Exhibit A2.1 Fiber Counts

SW.01.058	206	12
Count	12	12
Owner	Tacoma Power Commercial	
	Lit Fibers	12
	Spare Dark	12
	Damaged	

SW.01.059	5050	24
Count	24	24
Owner	Tacoma Power Commercial	
	Lit Fibers	24
	Spare Dark	24
	Damaged	

SW.01.060	1800	12
Count	12	12
Owner	Tacoma Power Commercial	
	Lit Fibers	4
	Spare Dark	8
	Damaged	

SW.01.061	2172	12
Count	12	12
Owner	Tacoma Power Commercial	
	Lit Fibers	12
	Spare Dark	12
	Damaged	

Exhibit A2.1 Fiber Counts



SW.01.062	2282	12
Count		
Owner	Tacoma Power Commercial	
	Lit Fibers	12
	Spare Dark	12
Damaged		

SW.01.063	2866	12
Count		
Owner	Tacoma Power Commercial	
	Lit Fibers	4
	Spare Dark	8
Damaged		

SW.01.064	300	12
Count		
Owner	Tacoma Power Commercial	
	Lit Fibers	4
	Spare Dark	8
Damaged		0

SW.01.065	732	6
Count		
Owner	Tacoma Power Commercial	
	Lit Fibers	6
	Spare Dark	6
Damaged		

Exhibit A2.1 Fiber Counts



SW.01.066	1928	36
Count		36
Owner		Fibers Owned
Tacoma Power Commercial		36
Lit Fibers		4
Spare Dark		32
Damaged		0

SW.01.067	714	36
Count		36
Owner		Fibers Owned
Tacoma Power Commercial		36
Lit Fibers		
Spare Dark		36
Damaged		

SW.01.068	1980	12
Count		12
Owner		Fibers Owned
Tacoma Power Commercial		12
Lit Fibers		
Spare Dark		12
Damaged		

SW.01.069	3523	36
Count		36
Owner		Fibers Owned
Tacoma Power Commercial		36
Lit Fibers		4
Spare Dark		32
Damaged		

Exhibit A2.1 Fiber Counts



SW.01.070	2547	12
Count		
Owner	Tacoma Power Commercial	
	Lit Fibers	4
	Spare Dark	8
Damaged		
	Fibers Owned	

SW.01.072	1870	12
Count		
Owner	Tacoma Power Commercial	
	Lit Fibers	4
	Spare Dark	8
Damaged		
	Fibers Owned	

SW.01.073	1672	36
Count		
Owner	Tacoma Power Commercial	
	Lit Fibers	12
	Spare Dark	24
Damaged		
	Fibers Owned	

SW.01.074	698	12
Count		
Owner	Tacoma Power Commercial	
	Lit Fibers	4
	Spare Dark	8
Damaged		
	Fibers Owned	

Exhibit A2.1 Fiber Counts



SW.01.075	938	12
Count		
Owner	Tacoma Power Commercial	
	Lit Fibers	4
	Spare Dark	8
Damaged		

SW.01.076	3796	12
Count		
Owner	Tacoma Power Commercial	
	Lit Fibers	4
	Spare Dark	8
Damaged		

SW.01.077	6180	36
Count		
Owner	Tacoma Power Commercial	
	Lit Fibers	4
	Spare Dark	32
Damaged		

SW.01.078	3076	12
Count		
Owner	Tacoma Power Commercial	
	Lit Fibers	12
	Spare Dark	12
Damaged		

Exhibit A2.1 Fiber Counts



SW.01.079	820
Count	6
Owner	Fibers Owned
Tacoma Power Commercial	6
Lit Fibers	
Spare Dark	6
Damaged	

SW.01.080	1278
Count	12
Owner	Fibers Owned
Tacoma Power Commercial	12
Lit Fibers	4
Spare Dark	8
Damaged	

SW.01.081	1306
Count	24
Owner	Fibers Owned
Tacoma Power Commercial	24
Lit Fibers	4
Spare Dark	20
Damaged	

SW.01.084	1814
Count	36
Owner	Fibers Owned
Tacoma Power Commercial	36
Lit Fibers	6
Spare Dark	30
Damaged	

Exhibit A2.1 Fiber Counts



SW.01.085	1736	12
Count		
Owner	Tacoma Power Commercial	
	Lit Fibers	12
	Spare Dark	4
	Damaged	8

SW.01.086	1717	6
Count		
Owner	Tacoma Power Commercial	
	Lit Fibers	6
	Spare Dark	6
	Damaged	

SW.01.087	1722	12
Count		
Owner	Tacoma Power Commercial	
	Lit Fibers	12
	Spare Dark	12
	Damaged	

SW.01.088	4030	24
Count		
Owner	Tacoma Power Commercial	
	Lit Fibers	24
	Spare Dark	24
	Damaged	

Exhibit A2.1 Fiber Counts



SW.01.089	1250	24
Count		
Owner	Tacoma Power Commercial	
	Lit Fibers	4
	Spare Dark	20
Damaged		

SW.01.092	1144	12
Count		
Owner	Tacoma Power Commercial	
	Lit Fibers	12
	Spare Dark	12
Damaged		0

SW.01.095	1786	24
Count		
Owner	Tacoma Power Commercial	
	Lit Fibers	4
	Spare Dark	20
Damaged		

SW.01.096	830	24
Count		
Owner	Tacoma Power Commercial	
	Lit Fibers	4
	Spare Dark	20
Damaged		

Exhibit A2.1 Fiber Counts



SW.01.097	1164	24
Count		
Owner	Tacoma Power Commercial	
	Lit Fibers	24
	Spare Dark	24
Damaged		

SW.01.098	1419	24
Count		
Owner	Tacoma Power Commercial	
	Lit Fibers	4
	Spare Dark	20
Damaged		

SW.01.099	500	24
Count		
Owner	Tacoma Power Commercial	
	Lit Fibers	24
	Spare Dark	24
Damaged		0

SW.01.100	1904	12
Count		
Owner	Tacoma Power Commercial	
	Lit Fibers	12
	Spare Dark	12
Damaged		

Exhibit A2.1 Fiber Counts



SW.01.101	Count	3554	12
Owner	Tacoma Power Commercial		
	Lit Fibers		12
	Spare Dark		12
Damaged			

SW.01.102	Count	2000	12
Owner	Tacoma Power Commercial		
	Lit Fibers		12
	Spare Dark		12
Damaged			

SW.01.103	Count	4602	24
Owner	Tacoma Power Commercial		
	Lit Fibers		22
	Spare Dark		14
Damaged			

SW.01.104	Count	2492	24
Owner	Tacoma Power Commercial		
	Lit Fibers		8
	Spare Dark		16
Damaged			

Exhibit A2.1 Fiber Counts



SW.01.105	1118	
Count	24	
Owner	Tacoma Power Commercial	
	Lit Fibers	24
	Spare Dark	0
Damaged		0

SW.01.106	1792	
Count	12	
Owner	Tacoma Power Commercial	
	Lit Fibers	4
	Spare Dark	8
Damaged		0

SW.01.109	1754	
Count	2	
Owner	Tacoma Power Commercial	
	Lit Fibers	2
	Spare Dark	0
Damaged		0

SW.01.110	1536	
Count	24	
Owner	Tacoma Power Commercial	
	Lit Fibers	24
	Spare Dark	0
Damaged		0

Exhibit A2.1 Fiber Counts



SW.01.111	1398	
Count	12	Fibers Owned
Owner	Tacoma Power Commercial	
	Lit Fibers	
	Spare Dark	
Damaged		

SW.01.112	2156	
Count	6	Fibers Owned
Owner	Tacoma Power Commercial	
	Lit Fibers	
	Spare Dark	
Damaged		

SW.01.113	608	
Count	24	Fibers Owned
Owner	Tacoma Power Commercial	
	Lit Fibers	
	Spare Dark	
Damaged		

SW.01.121	618	
Count	36	Fibers Owned
Owner	Tacoma Power Commercial	
	Lit Fibers	
	Spare Dark	
Damaged		

Exhibit A2.1 Fiber Counts



SW.01.122	4052	36
Count		
Owner	Tacoma Power Commercial	
	Lit Fibers	32
	Spare Dark	32
Damaged		

SW.01.123	2846	36
Count		
Owner	Tacoma Power Commercial	
	Lit Fibers	32
	Spare Dark	32
Damaged		

SW.01.124	3044	36
Count		
Owner	Tacoma Power Commercial	
	Lit Fibers	32
	Spare Dark	32
Damaged		

SW.01.125	1695	12
Count		
Owner	Tacoma Power Commercial	
	Lit Fibers	0
	Spare Dark	
Damaged		

Exhibit A2.1 Fiber Counts



SW.01.126	244	36
Count		
Owner	Tacoma Power Commercial	
	Lit Fibers	24
	Spare Dark	24
Damaged		

SW.01.127	922	24
Count		
Owner	Tacoma Power Commercial	
	Lit Fibers	4
	Spare Dark	20
Damaged		0

SW.01.128	1132	24
Count		
Owner	Tacoma Power Commercial	
	Lit Fibers	0
	Spare Dark	24
Damaged		0

SW.01.129	1356	12
Count		
Owner	Tacoma Power Commercial	
	Lit Fibers	12
	Spare Dark	12
Damaged		



SW.01.130	Count	258	12
Owner	Fibers Owned		
Tacoma Power Commercial		12	
<i>Lit Fibers</i>		4	
<i>Spare Dark</i>		8	
Damaged			

SW.01.132	Count	1134	12
Owner	Fibers Owned		
Tacoma Power Commercial		12	
<i>Lit Fibers</i>		4	
<i>Spare Dark</i>		8	
Damaged			

Exhibit A2.1 Fiber Counts

Ring 2 Service Drops	SW.02.003	Count	498
	Owner		12
	Tacoma Power Commercial	Fibers Owned	12
	Lit Fibers		4
	Spare Dark		8
	Damaged		

Ring 3	SW.03.001	Count	132
	Owner		
	Tacoma Power Commercial	Fibers Owned	120
	Lit Fibers		24
	Spare Dark		96
	Damaged		0

Ring 3 Service Drops	SW.03.021	Count	2992
	Owner		36
	Tacoma Power Commercial	Fibers Owned	34
	Lit Fibers		4
	Spare Dark		30
	Damaged		2

DTN HUB

Ring 1	DTN.01.001	Count	36
	Owner		
	Tacoma Power Commercial	Fibers Owned	36
	Lit Fibers		8
	Spare Dark		28
	Damaged		0

Ring 1 Service Drops	DTN.01.003	Count	574
	Owner		12
	Tacoma Power Commercial	Fibers Owned	12
	Lit Fibers		4
	Spare Dark		8
	Damaged		

Ring 2	DTN.02.001	Count	144
	Owner		
	Tacoma Power Commercial	Fibers Owned	132
	Lit Fibers		36
	Spare Dark		94
	Damaged		0

Ring 2 Service Drops	DTN.02.003	Count	848
	Owner		12
	Tacoma Power Commercial	Fibers Owned	12
	Lit Fibers		4
	Spare Dark		20
	Damaged		12

SW.02.004	Count	798
Owner		24
Tacoma Power Commercial	Fibers Owned	24
Lit Fibers		4
Spare Dark		20
Damaged		

SW.03.002	Count	
Owner		
Tacoma Power Commercial	Fibers Owned	120
Lit Fibers		24
Spare Dark		96
Damaged		0

SW.03.022	Count	1696
Owner		12
Tacoma Power Commercial	Fibers Owned	10
Lit Fibers		4
Spare Dark		6
Damaged		2

DTN.01.002	Count	
Owner		
Tacoma Power Commercial	Fibers Owned	36
Lit Fibers		8
Spare Dark		28
Damaged		0

DTN.01.005	Count	966
Owner		12
Tacoma Power Commercial	Fibers Owned	12
Lit Fibers		4
Spare Dark		8
Damaged		

DTN.02.002	Count	
Owner		
Tacoma Power Commercial	Fibers Owned	132
Lit Fibers		38
Spare Dark		94
Damaged		0

DTN.02.004	Count	934
Owner		24
Tacoma Power Commercial	Fibers Owned	24
Lit Fibers		4
Spare Dark		20
Damaged		

SW.02.010	Count	4960
Owner		24
Tacoma Power Commercial	Fibers Owned	24
Lit Fibers		4
Spare Dark		20
Damaged		

SW.03.003	Count	
Owner		
Tacoma Power Commercial	Fibers Owned	120
Lit Fibers		24
Spare Dark		96
Damaged		0

SW.03.024	Count	2328
Owner		12
Tacoma Power Commercial	Fibers Owned	12
Lit Fibers		4
Spare Dark		8
Damaged		

DTN.01.004	Count	
Owner		
Tacoma Power Commercial	Fibers Owned	36
Lit Fibers		8
Spare Dark		28
Damaged		0

DTN.01.007	Count	370
Owner		12
Tacoma Power Commercial	Fibers Owned	12
Lit Fibers		4
Spare Dark		8
Damaged		

DTN.02.008	Count	
Owner		
Tacoma Power Commercial	Fibers Owned	132
Lit Fibers		38
Spare Dark		94
Damaged		0

DTN.02.005	Count	5344
Owner		24
Tacoma Power Commercial	Fibers Owned	24
Lit Fibers		4
Spare Dark		20
Damaged		

Exhibit A2.1 Fiber Counts

SW.02.014	Count	2490	12
Owner		Fibers Owned	
Tacoma Power Commercial	12		
Lit Fibers	4		
Spare Dark	12		
Damaged			

SW.03.004	Count		
Owner		Fibers Owned	
Tacoma Power Commercial	120		
Lit Fibers	24		
Spare Dark	96		
Damaged	0		

SW.03.028	Count	294	24
Owner		Fibers Owned	
Tacoma Power Commercial	24		
Lit Fibers	4		
Spare Dark	20		
Damaged			

SW.02.015	Count	5308	24
Owner		Fibers Owned	
Tacoma Power Commercial	24		
Lit Fibers	4		
Spare Dark	20		
Damaged			

SW.03.005	Count		
Owner		Fibers Owned	
Tacoma Power Commercial	120		
Lit Fibers	24		
Spare Dark	96		
Damaged	0		

SW.03.030	Count	300	12
Owner		Fibers Owned	
Tacoma Power Commercial	12		
Lit Fibers	4		
Spare Dark	8		
Damaged			

SW.02.017	Count	4540	24
Owner		Fibers Owned	
Tacoma Power Commercial	22		
Lit Fibers	4		
Spare Dark	18		
Damaged			

SW.03.006	Count		
Owner		Fibers Owned	
Tacoma Power Commercial	120		
Lit Fibers	24		
Spare Dark	96		
Damaged	0		

SW.03.038	Count	1728	12
Owner		Fibers Owned	
Tacoma Power Commercial	12		
Lit Fibers	4		
Spare Dark	8		
Damaged			

SW.02.018	Count	786	12
Owner		Fibers Owned	
Tacoma Power Commercial	12		
Lit Fibers	4		
Spare Dark	8		
Damaged			

SW.03.023	Count		
Owner		Fibers Owned	
Tacoma Power Commercial	120		
Lit Fibers	24		
Spare Dark	96		
Damaged	0		

DTN.01.006	Count		
Owner		Fibers Owned	
Tacoma Power Commercial	36		
Lit Fibers	8		
Spare Dark	28		
Damaged	0		

DTN.01.008	Count	3476	24
Owner		Fibers Owned	
Tacoma Power Commercial	24		
Lit Fibers	4		
Spare Dark	20		
Damaged			

DTN.02.009	Count		
Owner		Fibers Owned	
Tacoma Power Commercial	132		
Lit Fibers	38		
Spare Dark	94		
Damaged	0		

DTN.02.006	Count	1528	24
Owner		Fibers Owned	
Tacoma Power Commercial	24		
Lit Fibers	4		
Spare Dark	20		
Damaged			

DTN.01.009	Count		
Owner		Fibers Owned	
Tacoma Power Commercial	36		
Lit Fibers	8		
Spare Dark	28		
Damaged	0		

DTN.01.010	Count	3608	12
Owner		Fibers Owned	
Tacoma Power Commercial	12		
Lit Fibers	2		
Spare Dark	10		
Damaged			

DTN.02.013	Count		
Owner		Fibers Owned	
Tacoma Power Commercial	132		
Lit Fibers	38		
Spare Dark	94		
Damaged	0		

DTN.02.007	Count	356	24
Owner		Fibers Owned	
Tacoma Power Commercial	24		
Lit Fibers	4		
Spare Dark	20		
Damaged			

DTN.01.025	Count		
Owner		Fibers Owned	
Tacoma Power Commercial	36		
Lit Fibers	8		
Spare Dark	28		
Damaged	0		

DTN.01.011	Count	722	12
Owner		Fibers Owned	
Tacoma Power Commercial	12		
Lit Fibers	2		
Spare Dark	10		
Damaged			

DTN.02.017	Count		
Owner		Fibers Owned	
Tacoma Power Commercial	132		
Lit Fibers	38		
Spare Dark	94		
Damaged	0		

DTN.02.010	Count	560	24
Owner		Fibers Owned	
Tacoma Power Commercial	24		
Lit Fibers	4		
Spare Dark	20		
Damaged			

DTN.01.026	Count		
Owner		Fibers Owned	
Tacoma Power Commercial	36		
Lit Fibers	8		
Spare Dark	28		
Damaged	0		

DTN.01.012	Count	674	12
Owner		Fibers Owned	
Tacoma Power Commercial	12		
Lit Fibers	4		
Spare Dark	8		
Damaged			

DTN.02.020	Count		
Owner		Fibers Owned	
Tacoma Power Commercial	132		
Lit Fibers	38		
Spare Dark	94		
Damaged	0		

DTN.02.011	Count	368	24
Owner		Fibers Owned	
Tacoma Power Commercial	24		
Lit Fibers	4		
Spare Dark	20		
Damaged			

Exhibit A2.1 Fiber Counts

SW.02.025	Count	890
Owner	Fibers Owned	6
Tacoma Power Commercial	6	
Lit Fibers	4	
Spare Dark	2	
Damaged		

SW.03.025	Count	
Owner	Fibers Owned	
Tacoma Power Commercial	120	
Lit Fibers	24	
Spare Dark	96	
Damaged	0	

SW.02.029	Count	3226
Owner	Fibers Owned	24
Tacoma Power Commercial	24	
Lit Fibers	4	
Spare Dark	20	
Damaged		

SW.03.027	Count	
Owner	Fibers Owned	
Tacoma Power Commercial	120	
Lit Fibers	24	
Spare Dark	96	
Damaged	0	

SW.02.032	Count	3182
Owner	Fibers Owned	36
Tacoma Power Commercial	36	
Lit Fibers	2	
Spare Dark	34	
Damaged		

SW.03.029	Count	
Owner	Fibers Owned	
Tacoma Power Commercial	120	
Lit Fibers	24	
Spare Dark	96	
Damaged	0	

SW.02.033	Count	238
Owner	Fibers Owned	6
Tacoma Power Commercial	6	
Lit Fibers	2	
Spare Dark	4	
Damaged		

SW.03.032	Count	
Owner	Fibers Owned	
Tacoma Power Commercial	120	
Lit Fibers	24	
Spare Dark	96	
Damaged	0	

DTN.01.027	Count	
Owner	Fibers Owned	
Tacoma Power Commercial	36	
Lit Fibers	8	
Spare Dark	28	
Damaged	0	

DTN.01.013	Count	1288
Owner	Fibers Owned	12
Tacoma Power Commercial	12	
Lit Fibers	4	
Spare Dark	8	
Damaged		

DTN.02.021	Count	
Owner	Fibers Owned	
Tacoma Power Commercial	132	
Lit Fibers	38	
Spare Dark	94	
Damaged	0	

DTN.01.028	Count	
Owner	Fibers Owned	
Tacoma Power Commercial	36	
Lit Fibers	8	
Spare Dark	28	
Damaged	0	

DTN.01.014	Count	3992
Owner	Fibers Owned	36
Tacoma Power Commercial	36	
Lit Fibers	10	
Spare Dark	26	
Damaged		

DTN.02.026	Count	
Owner	Fibers Owned	
Tacoma Power Commercial	132	
Lit Fibers	38	
Spare Dark	94	
Damaged	0	

DTN.01.030	Count	
Owner	Fibers Owned	
Tacoma Power Commercial	36	
Lit Fibers	8	
Spare Dark	28	
Damaged	0	

DTN.01.015	Count	740
Owner	Fibers Owned	36
Tacoma Power Commercial	36	
Lit Fibers	6	
Spare Dark	30	
Damaged		

DTN.02.033	Count	
Owner	Fibers Owned	
Tacoma Power Commercial	132	
Lit Fibers	38	
Spare Dark	94	
Damaged	0	

DTN.01.031	Count	
Owner	Fibers Owned	
Tacoma Power Commercial	36	
Lit Fibers	8	
Spare Dark	28	
Damaged	0	

DTN.01.016	Count	3992
Owner	Fibers Owned	36
Tacoma Power Commercial	36	
Lit Fibers	6	
Spare Dark	30	
Damaged		

DTN.02.035	Count	
Owner	Fibers Owned	
Tacoma Power Commercial	132	
Lit Fibers	38	
Spare Dark	94	
Damaged	0	

DTN.02.012	Count	210
Owner	Fibers Owned	12
Tacoma Power Commercial	12	
Lit Fibers	4	
Spare Dark	8	
Damaged		

DTN.02.014	Count	510
Owner	Fibers Owned	24
Tacoma Power Commercial	24	
Lit Fibers	4	
Spare Dark	24	
Damaged		

DTN.02.015	Count	624
Owner	Fibers Owned	24
Tacoma Power Commercial	24	
Lit Fibers	4	
Spare Dark	24	
Damaged		

DTN.02.016	Count	312
Owner	Fibers Owned	24
Tacoma Power Commercial	24	
Lit Fibers	4	
Spare Dark	20	
Damaged		

Exhibit A2.1 Fiber Counts

SW.02.034	Count	296	Fibers Owned	24
Owner				
Tacoma Power Commercial		24		
Lit Fibers			4	
Spare Dark			24	
Damaged				

SW.03.033	Count		Fibers Owned	
Owner				
Tacoma Power Commercial		120		
Lit Fibers			24	
Spare Dark			96	
Damaged		0		

SW.02.035	Count	2184	Fibers Owned	36
Owner				
Tacoma Power Commercial		36		
Lit Fibers			36	
Spare Dark				
Damaged				

SW.03.035	Count		Fibers Owned	
Owner				
Tacoma Power Commercial		120		
Lit Fibers			24	
Spare Dark			96	
Damaged		0		

SW.02.040	Count	4498	Fibers Owned	36
Owner				
Tacoma Power Commercial		36		
Lit Fibers			8	
Spare Dark			28	
Damaged				

SW.03.037	Count		Fibers Owned	
Owner				
Tacoma Power Commercial		120		
Lit Fibers			24	
Spare Dark			96	
Damaged		0		

SW.02.041	Count	442	Fibers Owned	24
Owner				
Tacoma Power Commercial		24		
Lit Fibers			8	
Spare Dark			16	
Damaged				

SW.03.039	Count		Fibers Owned	
Owner				
Tacoma Power Commercial		120		
Lit Fibers			24	
Spare Dark			96	
Damaged		0		

DTN.01.017	Count	1896	Fibers Owned	12
Owner				
Tacoma Power Commercial		12		
Lit Fibers			4	
Spare Dark			8	
Damaged				

DTN.02.038	Count		Fibers Owned	
Owner				
Tacoma Power Commercial		132		
Lit Fibers			38	
Spare Dark			94	
Damaged		0		

DTN.01.033	Count		Fibers Owned	
Owner				
Tacoma Power Commercial		36		
Lit Fibers			8	
Spare Dark			28	
Damaged		0		

DTN.01.029	Count	4920	Fibers Owned	12
Owner				
Tacoma Power Commercial		12		
Lit Fibers			4	
Spare Dark			12	
Damaged				

DTN.02.044	Count		Fibers Owned	
Owner				
Tacoma Power Commercial		132		
Lit Fibers			38	
Spare Dark			94	
Damaged		0		

DTN.01.036	Count		Fibers Owned	
Owner				
Tacoma Power Commercial		36		
Lit Fibers			8	
Spare Dark			28	
Damaged		0		

DTN.01.034	Count	1534	Fibers Owned	24
Owner				
Tacoma Power Commercial		24		
Lit Fibers			8	
Spare Dark			16	
Damaged				

DTN.02.045	Count		Fibers Owned	
Owner				
Tacoma Power Commercial		132		
Lit Fibers			38	
Spare Dark			94	
Damaged		0		

DTN.01.037	Count		Fibers Owned	
Owner				
Tacoma Power Commercial		36		
Lit Fibers			8	
Spare Dark			28	
Damaged		0		

DTN.01.035	Count	656	Fibers Owned	12
Owner				
Tacoma Power Commercial		12		
Lit Fibers			4	
Spare Dark			8	
Damaged				

DTN.02.049	Count		Fibers Owned	
Owner				
Tacoma Power Commercial		132		
Lit Fibers			38	
Spare Dark			94	
Damaged		0		

DTN.02.018	Count	886	Fibers Owned	12
Owner				
Tacoma Power Commercial		12		
Lit Fibers			4	
Spare Dark			8	
Damaged				

DTN.02.019	Count	80	Fibers Owned	24
Owner				
Tacoma Power Commercial		24		
Lit Fibers			4	
Spare Dark			20	
Damaged				

DTN.02.022	Count	50	Fibers Owned	24
Owner				
Tacoma Power Commercial		24		
Lit Fibers			4	
Spare Dark			24	
Damaged				

DTN.02.023	Count	428	Fibers Owned	24
Owner				
Tacoma Power Commercial		24		
Lit Fibers			4	
Spare Dark			24	
Damaged				

Exhibit A2.1 Fiber Counts

SW.02.042	Count	1520	Fibers Owned	24
Owner				
Tacoma Power Commercial		24		
Lit Fibers		4		
Spare Dark		20		
Damaged				

SW.03.040	Count		Fibers Owned	
Owner				
Tacoma Power Commercial		120		
Lit Fibers		24		
Spare Dark		96		
Damaged		0		

SW.02.046	Count	3629	Fibers Owned	12
Owner				
Tacoma Power Commercial		12		
Lit Fibers		4		
Spare Dark		12		
Damaged				

SW.03.042	Count		Fibers Owned	
Owner				
Tacoma Power Commercial		120		
Lit Fibers		24		
Spare Dark		96		
Damaged		0		

SW.02.049	Count	786	Fibers Owned	12
Owner				
Tacoma Power Commercial		12		
Lit Fibers		4		
Spare Dark		8		
Damaged				

SW.03.043	Count		Fibers Owned	
Owner				
Tacoma Power Commercial		120		
Lit Fibers		24		
Spare Dark		96		
Damaged		0		

SW.02.050	Count	1435	Fibers Owned	108
Owner				
Tacoma Power Commercial		108		
Lit Fibers		48		
Spare Dark		60		
Damaged				

SW.03.044	Count		Fibers Owned	
Owner				
Tacoma Power Commercial		120		
Lit Fibers		24		
Spare Dark		96		
Damaged		0		

DTN.01.045	Count		Fibers Owned	
Owner				
Tacoma Power Commercial		36		
Lit Fibers		8		
Spare Dark		28		
Damaged		0		

DTN.01.038	Count	1202	Fibers Owned	12
Owner				
Tacoma Power Commercial		12		
Lit Fibers		4		
Spare Dark		8		
Damaged				

DTN.02.052	Count		Fibers Owned	
Owner				
Tacoma Power Commercial		132		
Lit Fibers		38		
Spare Dark		94		
Damaged		0		

DTN.02.024	Count	668	Fibers Owned	12
Owner				
Tacoma Power Commercial		12		
Lit Fibers		4		
Spare Dark		8		
Damaged				

DTN.01.047	Count		Fibers Owned	
Owner				
Tacoma Power Commercial		36		
Lit Fibers		8		
Spare Dark		28		
Damaged		0		

DTN.01.040	Count	1968	Fibers Owned	36
Owner				
Tacoma Power Commercial		36		
Lit Fibers		4		
Spare Dark		32		
Damaged				

DTN.02.058	Count		Fibers Owned	
Owner				
Tacoma Power Commercial		132		
Lit Fibers		38		
Spare Dark		94		
Damaged		0		

DTN.02.027	Count	912	Fibers Owned	36
Owner				
Tacoma Power Commercial		36		
Lit Fibers		4		
Spare Dark		32		
Damaged				

DTN.01.046	Count		Fibers Owned	
Owner				
Tacoma Power Commercial		36		
Lit Fibers		8		
Spare Dark		28		
Damaged		0		

DTN.01.049	Count	2594	Fibers Owned	12
Owner				
Tacoma Power Commercial		12		
Lit Fibers		4		
Spare Dark		8		
Damaged				

DTN.02.053	Count		Fibers Owned	
Owner				
Tacoma Power Commercial		132		
Lit Fibers		38		
Spare Dark		94		
Damaged		0		

DTN.02.025	Count	822	Fibers Owned	12
Owner				
Tacoma Power Commercial		12		
Lit Fibers		4		
Spare Dark		12		
Damaged				

DTN.01.041	Count	3188	Fibers Owned	12
Owner				
Tacoma Power Commercial		12		
Lit Fibers		4		
Spare Dark		12		
Damaged				

DTN.02.064	Count		Fibers Owned	
Owner				
Tacoma Power Commercial		132		
Lit Fibers		38		
Spare Dark		94		
Damaged		0		

DTN.02.028	Count	460	Fibers Owned	36
Owner				
Tacoma Power Commercial		36		
Lit Fibers		4		
Spare Dark		32		
Damaged				

Exhibit A2.1 Fiber Counts

SW.02.051		235
Count		12
Owner		Fibers Owned
Tacoma Power Commercial		12
<i>Lit Fibers</i>		12
<i>Spare Dark</i>		0
Damaged		

SW.02.052		1056
Count		36
Owner		Fibers Owned
Tacoma Power Commercial		36
<i>Lit Fibers</i>		36
<i>Spare Dark</i>		0
Damaged		

SW.02.053		451
Count		36
Owner		Fibers Owned
Tacoma Power Commercial		36
<i>Lit Fibers</i>		32
<i>Spare Dark</i>		4
Damaged		

SW.02.054		640
Count		8
Owner		Fibers Owned
Tacoma Power Commercial		8
<i>Lit Fibers</i>		8
<i>Spare Dark</i>		0
Damaged		

DTN.01.042		1800
Count		12
Owner		Fibers Owned
Tacoma Power Commercial		12
<i>Lit Fibers</i>		12
<i>Spare Dark</i>		0
Damaged		

DTN.01.043		477
Count		24
Owner		Fibers Owned
Tacoma Power Commercial		24
<i>Lit Fibers</i>		4
<i>Spare Dark</i>		20
Damaged		

DTN.01.044		2038
Count		24
Owner		Fibers Owned
Tacoma Power Commercial		24
<i>Lit Fibers</i>		4
<i>Spare Dark</i>		20
Damaged		

DTN.01.048		2902
Count		24
Owner		Fibers Owned
Tacoma Power Commercial		24
<i>Lit Fibers</i>		4
<i>Spare Dark</i>		20
Damaged		

DTN.02.065		
Count		
Owner		
Tacoma Power Commercial		132
<i>Lit Fibers</i>		38
<i>Spare Dark</i>		94
Damaged		0

DTN.02.066		
Count		
Owner		
Tacoma Power Commercial		132
<i>Lit Fibers</i>		38
<i>Spare Dark</i>		94
Damaged		0

DTN.02.070		
Count		
Owner		
Tacoma Power Commercial		132
<i>Lit Fibers</i>		38
<i>Spare Dark</i>		94
Damaged		0

DTN.02.076		
Count		
Owner		
Tacoma Power Commercial		132
<i>Lit Fibers</i>		38
<i>Spare Dark</i>		94
Damaged		0

DTN.02.029		192
Count		36
Owner		Fibers Owned
Tacoma Power Commercial		36
<i>Lit Fibers</i>		4
<i>Spare Dark</i>		32
Damaged		

DTN.02.030		174
Count		36
Owner		Fibers Owned
Tacoma Power Commercial		36
<i>Lit Fibers</i>		4
<i>Spare Dark</i>		32
Damaged		

DTN.02.031		342
Count		24
Owner		Fibers Owned
Tacoma Power Commercial		24
<i>Lit Fibers</i>		4
<i>Spare Dark</i>		20
Damaged		

DTN.02.032		818
Count		24
Owner		Fibers Owned
Tacoma Power Commercial		24
<i>Lit Fibers</i>		4
<i>Spare Dark</i>		20
Damaged		


Exhibit A2.1 Fiber Counts

SW.02.055	Count	435	12
Owner		Fibers Owned	
Tacoma Power Commercial		12	
Lit Fibers		12	
Spare Dark		0	
Damaged			

SW.02.056	Count	220	12
Owner		Fibers Owned	
Tacoma Power Commercial		12	
Lit Fibers		12	
Spare Dark		0	
Damaged			

SW.02.057	Count	430	12
Owner		Fibers Owned	
Tacoma Power Commercial		12	
Lit Fibers		12	
Spare Dark		0	
Damaged			

SW.02.059	Count	130	12
Owner		Fibers Owned	
Tacoma Power Commercial		12	
Lit Fibers		0	
Spare Dark		12	
Damaged			



DTN.02.077	Count	1122	24
Owner		Fibers Owned	
Tacoma Power Commercial		132	
Lit Fibers		38	
Spare Dark		94	
Damaged		0	

DTN.02.081	Count	152	24
Owner		Fibers Owned	
Tacoma Power Commercial		132	
Lit Fibers		38	
Spare Dark		94	
Damaged		0	

DTN.02.086	Count	502	24
Owner		Fibers Owned	
Tacoma Power Commercial		132	
Lit Fibers		38	
Spare Dark		94	
Damaged		0	

DTN.02.088	Count	242	24
Owner		Fibers Owned	
Tacoma Power Commercial		132	
Lit Fibers		38	
Spare Dark		94	
Damaged		0	

DTN.02.034	Count	1122	24
Owner		Fibers Owned	
Tacoma Power Commercial		24	
Lit Fibers		4	
Spare Dark		20	
Damaged			

DTN.02.036	Count	152	24
Owner		Fibers Owned	
Tacoma Power Commercial		24	
Lit Fibers		4	
Spare Dark		20	
Damaged			

DTN.02.037	Count	502	24
Owner		Fibers Owned	
Tacoma Power Commercial		24	
Lit Fibers		4	
Spare Dark		20	
Damaged			

DTN.02.039	Count	242	24
Owner		Fibers Owned	
Tacoma Power Commercial		24	
Lit Fibers		4	
Spare Dark		20	
Damaged			

Exhibit A2.1 Fiber Counts

SW.02.060	Count	1055
Owner	Fibers Owned	12
Tacoma Power Commercial		12
Lit Fibers		2
Spare Dark		10
Damaged		

SW.02.061	Count	400
Owner	Fibers Owned	12
Tacoma Power Commercial		12
Lit Fibers		12
Spare Dark		0
Damaged		

SW.02.062	Count	400
Owner	Fibers Owned	12
Tacoma Power Commercial		12
Lit Fibers		12
Spare Dark		0
Damaged		

SW.02.063	Count	400
Owner	Fibers Owned	12
Tacoma Power Commercial		12
Lit Fibers		12
Spare Dark		0
Damaged		

DTN.02.040	Count	562
Owner	Fibers Owned	12
Tacoma Power Commercial		12
Lit Fibers		
Spare Dark		12
Damaged		

DTN.02.041	Count	396
Owner	Fibers Owned	24
Tacoma Power Commercial		24
Lit Fibers		4
Spare Dark		20
Damaged		

DTN.02.042	Count	992
Owner	Fibers Owned	24
Tacoma Power Commercial		24
Lit Fibers		4
Spare Dark		20
Damaged		

DTN.02.043	Count	492
Owner	Fibers Owned	24
Tacoma Power Commercial		24
Lit Fibers		
Spare Dark		24
Damaged		

Exhibit A2.1 Fiber Counts

SW.02.064	300	12
Count		
Owner	Fibers Owned	
Tacoma Power Commercial	12	
Lit Fibers	12	
Spare Dark	0	
Damaged		

SW.02.065	300	12
Count		
Owner	Fibers Owned	
Tacoma Power Commercial	12	
Lit Fibers	12	
Spare Dark	0	
Damaged		

SW.02.066	300	12
Count		
Owner	Fibers Owned	
Tacoma Power Commercial	12	
Lit Fibers	12	
Spare Dark	0	
Damaged		

SW.02.066	300	12
Count		
Owner	Fibers Owned	
Tacoma Power Commercial	12	
Lit Fibers	12	
Spare Dark	0	
Damaged		

DTN.02.046	425	24
Count		
Owner	Fibers Owned	
Tacoma Power Commercial	24	
Lit Fibers	4	
Spare Dark	20	
Damaged		


DTN.02.047	572	24
Count		
Owner	Fibers Owned	
Tacoma Power Commercial	24	
Lit Fibers	4	
Spare Dark	20	
Damaged		

DTN.02.048	884	24
Count		
Owner	Fibers Owned	
Tacoma Power Commercial	24	
Lit Fibers	4	
Spare Dark	20	
Damaged		

DTN.02.050	258	24
Count		
Owner	Fibers Owned	
Tacoma Power Commercial	24	
Lit Fibers	4	
Spare Dark	20	
Damaged		

Exhibit A2.1 Fiber Counts


SW.02.067		500	SW.02.068		400
Count	Owner	Count	Owner	Count	Owner
12	Tacoma Power Commercial	12	Tacoma Power Commercial	12	Tacoma Power Commercial
12	Lit Fibers	12	Lit Fibers	12	Lit Fibers
0	Spare Dark	0	Spare Dark	0	Spare Dark
	Damaged		Damaged		Damaged



DTN.02.051		816	DTN.02.054		1198
Count	Owner	Count	Owner	Count	Owner
24	Tacoma Power Commercial	24	Tacoma Power Commercial	24	Tacoma Power Commercial
24	Lit Fibers	24	Lit Fibers	24	Lit Fibers
24	Spare Dark	24	Spare Dark	24	Spare Dark
	Damaged		Damaged		Damaged

DTN.02.055		642
Count	Owner	Count
24	Tacoma Power Commercial	24
24	Lit Fibers	24
24	Spare Dark	24
	Damaged	

DTN.02.056		784
Count	Owner	Count
12	Tacoma Power Commercial	12
12	Lit Fibers	12
12	Spare Dark	12
	Damaged	




DTN.02.057	830	24
Count		
Owner	Tacoma Power Commercial	
	Lit Fibers	24
	Spare Dark	24
Damaged		

DTN.02.059	386	24
Count		
Owner	Tacoma Power Commercial	
	Lit Fibers	4
	Spare Dark	20
Damaged		

DTN.02.060	376	24
Count		
Owner	Tacoma Power Commercial	
	Lit Fibers	18
	Spare Dark	6
Damaged		

DTN.02.061	234	24
Count		
Owner	Tacoma Power Commercial	
	Lit Fibers	18
	Spare Dark	6
Damaged		

Exhibit A2.1 Fiber Counts




DTN.02.062	234			
Count	12			
Owner		Fibers Owned		
Tacoma Power Commercial	12			
		Lit Fibers		
		Spare Dark		
Damaged				0

DTN.02.063	716			
Count	24			
Owner		Fibers Owned		
Tacoma Power Commercial	24			
		Lit Fibers		
		Spare Dark		24
Damaged				

DTN.02.067	398			
Count	24			
Owner		Fibers Owned		
Tacoma Power Commercial	24			
		Lit Fibers		4
		Spare Dark		20
Damaged				

DTN.02.068	450			
Count	24			
Owner		Fibers Owned		
Tacoma Power Commercial	24			
		Lit Fibers		4
		Spare Dark		20
Damaged				




DTN.02.069	300			
Count	12			
Owner	Fibers Owned			
Tacoma Power Commercial	12			
	Lit Fibers			
	Spare Dark			
Damaged				

DTN.02.071	224			
Count	24			
Owner	Fibers Owned			
Tacoma Power Commercial	24			
	Lit Fibers			
	Spare Dark			
Damaged				

DTN.02.072	642			
Count	12			
Owner	Fibers Owned			
Tacoma Power Commercial	12			
	Lit Fibers			
	Spare Dark			
Damaged				

DTN.02.073	404			
Count	24			
Owner	Fibers Owned			
Tacoma Power Commercial	24			
	Lit Fibers			
	Spare Dark			
Damaged				

Exhibit A2.1 Fiber Counts




DTN.02.074	700	72
Count		
Owner	Tacoma Power Commercial	
	Lit Fibers	8
	Spare Dark	64
Damaged		

DTN.02.075	2654	24
Count		
Owner	Tacoma Power Commercial	
	Lit Fibers	12
	Spare Dark	12
Damaged		

DTN.02.078	898	24
Count		
Owner	Tacoma Power Commercial	
	Lit Fibers	12
	Spare Dark	12
Damaged		

DTN.02.079	752	12
Count		
Owner	Tacoma Power Commercial	
	Lit Fibers	4
	Spare Dark	8
Damaged		

Exhibit A2.1 Fiber Counts




DTN.02.080	810	24
Count		
Owner		
Tacoma Power Commercial	4	Fibers Owned
Lit Fibers	4	
Spare Dark		
Damaged		20

DTN.02.082	250	24
Count		
Owner		
Tacoma Power Commercial	24	Fibers Owned
Lit Fibers		
Spare Dark	24	
Damaged		

DTN.02.083	402	12
Count		
Owner		
Tacoma Power Commercial	12	Fibers Owned
Lit Fibers	6	
Spare Dark	6	
Damaged		

DTN.02.084	270	36
Count		
Owner		
Tacoma Power Commercial	36	Fibers Owned
Lit Fibers	4	
Spare Dark	32	
Damaged		



DTN.02.085		650	804
Count		144	24
Owner		<i>Fibers Owned</i>	
Tacoma Power Commercial		144	24
	<i>Lit Fibers</i>	20	4
	<i>Spare Dark</i>	124	20
Damaged			

DTN.02.087		804
Count		24
Owner		<i>Fibers Owned</i>
Tacoma Power Commercial		24
	<i>Lit Fibers</i>	4
	<i>Spare Dark</i>	20
Damaged		

Exhibit A2.1 Fiber Counts

DTN.04.001	Count	Fibers Owned
DTN.04.001	144	144
Owner		
Tacoma Power Commercial	124	124
Lit Fibers	42	42
Spare Dark	82	82
Damaged		

DTN.06.001	Count	Fibers Owned
DTN.06.001	12	12
Owner		
Tacoma Power Commercial	12	12
Lit Fibers	8	8
Spare Dark	4	4
Damaged		

DTN.07.001	Count	Fibers Owned
DTN.07.001	24	24
Owner		
Tacoma Power Commercial	24	24
Lit Fibers		
Spare Dark	24	24
Damaged		

DTS HUB

DTS.01.001	Count	Fibers Owned
DTS.01.001	36	36
Owner		
Tacoma Power Commercial	36	36
Lit Fibers	6	6
Spare Dark	30	30
Damaged		

DTS.01.002	Count	Fibers Owned
DTS.01.002	618	618
Owner		
Tacoma Power Commercial	24	24
Lit Fibers		
Spare Dark	24	24
Damaged		

DTS.04.001	Count	Fibers Owned
DTS.04.001	24	24
Owner		
Tacoma Power Commercial	24	24
Lit Fibers	24	24
Spare Dark		
Damaged		

DTN.04.002	Count	Fibers Owned
DTN.04.002	144	144
Owner		
Tacoma Power Commercial	124	124
Lit Fibers	42	42
Spare Dark	82	82
Damaged		

DTN.06.002	Count	Fibers Owned
DTN.06.002	12	12
Owner		
Tacoma Power Commercial	12	12
Lit Fibers	8	8
Spare Dark	4	4
Damaged		

DTN.07.002	Count	Fibers Owned
DTN.07.002	24	24
Owner		
Tacoma Power Commercial	24	24
Lit Fibers		
Spare Dark	24	24
Damaged		

DTS.01.007	Count	Fibers Owned
DTS.01.007	36	36
Owner		
Tacoma Power Commercial	36	36
Lit Fibers	6	6
Spare Dark	30	30
Damaged		

DTS.01.003	Count	Fibers Owned
DTS.01.003	146	146
Owner		
Tacoma Power Commercial	12	12
Lit Fibers		
Spare Dark	12	12
Damaged		

DTS.04.002	Count	Fibers Owned
DTS.04.002	24	24
Owner		
Tacoma Power Commercial	24	24
Lit Fibers	24	24
Spare Dark		
Damaged		

DTN.04.004	Count	Fibers Owned
DTN.04.004	144	144
Owner		
Tacoma Power Commercial	120	120
Lit Fibers	38	38
Spare Dark	82	82
Damaged		

DTN.06.004	Count	Fibers Owned
DTN.06.004	12	12
Owner		
Tacoma Power Commercial	12	12
Lit Fibers	8	8
Spare Dark	4	4
Damaged		

DTN.07.004	Count	Fibers Owned
DTN.07.004	24	24
Owner		
Tacoma Power Commercial	24	24
Lit Fibers		
Spare Dark	24	24
Damaged		

DTS.01.008	Count	Fibers Owned
DTS.01.008	36	36
Owner		
Tacoma Power Commercial	36	36
Lit Fibers	6	6
Spare Dark	30	30
Damaged		

DTS.01.005	Count	Fibers Owned
DTS.01.005	774	774
Owner		
Tacoma Power Commercial	12	12
Lit Fibers	4	4
Spare Dark	8	8
Damaged		

DTS.04.003	Count	Fibers Owned
DTS.04.003	24	24
Owner		
Tacoma Power Commercial	24	24
Lit Fibers	24	24
Spare Dark		
Damaged		

Exhibit A2.1 Fiber Counts

DTN.04.005		DTN.04.006	
Count	Fibers Owned	Count	Fibers Owned
Owner	120	Owner	120
Tacoma Power Commercial	38	Tacoma Power Commercial	38
Lit Fibers	82	Lit Fibers	82
Spare Dark	0	Spare Dark	0
Damaged	0	Damaged	0

DTS.01.016		DTS.01.021	
Count	Fibers Owned	Count	Fibers Owned
Owner	36	Owner	36
Tacoma Power Commercial	6	Tacoma Power Commercial	6
Lit Fibers	30	Lit Fibers	30
Spare Dark	0	Spare Dark	0
Damaged	0	Damaged	0

DTS.01.009		DTS.01.010		DTS.01.011	
Count	Fibers Owned	Count	Fibers Owned	Count	Fibers Owned
Owner	24	Owner	12	Owner	12
Tacoma Power Commercial	4	Tacoma Power Commercial	4	Tacoma Power Commercial	4
Lit Fibers	20	Lit Fibers	4	Lit Fibers	4
Spare Dark	0	Spare Dark	8	Spare Dark	8
Damaged	0	Damaged	0	Damaged	0

DTS.04.004		DTS.04.005	
Count	Fibers Owned	Count	Fibers Owned
Owner	24	Owner	24
Tacoma Power Commercial	24	Tacoma Power Commercial	24
Lit Fibers	24	Lit Fibers	24
Spare Dark	0	Spare Dark	0
Damaged	0	Damaged	0

DTS.01.006		DTS.01.010		DTS.01.011	
Count	Fibers Owned	Count	Fibers Owned	Count	Fibers Owned
Owner	12	Owner	12	Owner	12
Tacoma Power Commercial	4	Tacoma Power Commercial	4	Tacoma Power Commercial	4
Lit Fibers	8	Lit Fibers	4	Lit Fibers	4
Spare Dark	0	Spare Dark	8	Spare Dark	8
Damaged	0	Damaged	0	Damaged	0

DTS.01.006		DTS.01.010		DTS.01.011	
Count	Fibers Owned	Count	Fibers Owned	Count	Fibers Owned
Owner	1188	Owner	218	Owner	968
Tacoma Power Commercial	12	Tacoma Power Commercial	12	Tacoma Power Commercial	12
Lit Fibers	4	Lit Fibers	4	Lit Fibers	4
Spare Dark	8	Spare Dark	8	Spare Dark	8
Damaged	0	Damaged	0	Damaged	0

Exhibit A2.1 Fiber Counts



DTS.01.012	2126	24
Count	Owner	Fibers Owned
Tacoma Power Commercial	Lit Fibers	24
	Spare Dark	4
Damaged		20

DTS.01.013	114	12
Count	Owner	Fibers Owned
Tacoma Power Commercial	Lit Fibers	12
	Spare Dark	12
Damaged		

DTS.01.014	500	6
Count	Owner	Fibers Owned
Tacoma Power Commercial	Lit Fibers	6
	Spare Dark	4
Damaged		2

DTS.01.015	1468	12
Count	Owner	Fibers Owned
Tacoma Power Commercial	Lit Fibers	12
	Spare Dark	12
Damaged		



DTS.01.017	614	
Count	36	Fibers Owned
Owner		
Tacoma Power Commercial	36	
Lit Fibers	4	
Spare Dark	32	
Damaged		

DTS.01.018	400	
Count	36	Fibers Owned
Owner		
Tacoma Power Commercial	36	
Lit Fibers	4	
Spare Dark	32	
Damaged		

DTS.01.019	24	
Count	24	Fibers Owned
Owner		
Tacoma Power Commercial	24	
Lit Fibers		
Spare Dark	24	
Damaged		

DTS.01.020	1362	
Count	12	Fibers Owned
Owner		
Tacoma Power Commercial	12	
Lit Fibers	4	
Spare Dark	8	
Damaged		

Ring 5	DTS.05.001	Count	24
	<i>Owner</i>	<i>Fibers Owned</i>	
	Tacoma Power Commercial	Lit Fibers	24
		Spare Dark	4
	Damaged		20

DTS.05.002	Count	24
<i>Owner</i>	<i>Fibers Owned</i>	
Tacoma Power Commercial	Lit Fibers	24
	Spare Dark	4
Damaged		20

Ring 7	DTS.07.001	Count	12
	<i>Owner</i>	<i>Fibers Owned</i>	
	Tacoma Power Commercial	Lit Fibers	12
		Spare Dark	4
	Damaged		8

DTS.07.002	Count	12
<i>Owner</i>	<i>Fibers Owned</i>	
Tacoma Power Commercial	Lit Fibers	12
	Spare Dark	4
Damaged		8

Ring 8	DTS.08.001	Count	36
	<i>Owner</i>	<i>Fibers Owned</i>	
	Tacoma Power Commercial	Lit Fibers	36
		Spare Dark	4
	Damaged		32

DTS.08.002	Count	36
<i>Owner</i>	<i>Fibers Owned</i>	
Tacoma Power Commercial	Lit Fibers	36
	Spare Dark	4
Damaged		32

BB Ring

Ring 1	BB.01.001	Count	180
	<i>Owner</i>	<i>Fibers Owned</i>	
	Tacoma Power Commercial	Lit Fibers	120
		Spare Dark	32
	Damaged		88
			0

BB.01.002	Count	180	
<i>Owner</i>	<i>Fibers Owned</i>		
Tacoma Power Commercial	Lit Fibers	120	
	Spare Dark	32	
Damaged		88	
			0

Ring 2	BB.02.001	Count	180
	<i>Owner</i>	<i>Fibers Owned</i>	
	Tacoma Power Commercial	Lit Fibers	107
		Spare Dark	61
	Damaged		46
			1

BB.02.002	Count	180	
<i>Owner</i>	<i>Fibers Owned</i>		
Tacoma Power Commercial	Lit Fibers	107	
	Spare Dark	61	
Damaged		46	
			1

Ring 3	BB.03.001	Count	180
	<i>Owner</i>	<i>Fibers Owned</i>	
	Tacoma Power Commercial	Lit Fibers	119
		Spare Dark	29
	Damaged		90
			1

BB.03.002	Count	180	
<i>Owner</i>	<i>Fibers Owned</i>		
Tacoma Power Commercial	Lit Fibers	120	
	Spare Dark	30	
Damaged		90	
			0

BB.01.003	Count	180	
<i>Owner</i>	<i>Fibers Owned</i>		
Tacoma Power Commercial	Lit Fibers	108	
	Spare Dark	30	
Damaged		78	
			0

BB.02.003	Count	180	
<i>Owner</i>	<i>Fibers Owned</i>		
Tacoma Power Commercial	Lit Fibers	107	
	Spare Dark	61	
Damaged		46	
			1

BB.03.003	Count	180	
<i>Owner</i>	<i>Fibers Owned</i>		
Tacoma Power Commercial	Lit Fibers	120	
	Spare Dark	30	
Damaged		90	
			0

BB.01.004		Count	180
Owner		Fibers Owned	
Tacoma Power Commercial			108
<i>Lit Fibers</i>		30	
<i>Spare Dark</i>		78	
Damaged		0	

BB.01.005		Count	180
Owner		Fibers Owned	
Tacoma Power Commercial			108
<i>Lit Fibers</i>		30	
<i>Spare Dark</i>		78	
Damaged		0	

BB.02.004		Count	180
Owner		Fibers Owned	
Tacoma Power Commercial			107
<i>Lit Fibers</i>		61	
<i>Spare Dark</i>		46	
Damaged		1	

BB.03.004		Count	180
Owner		Fibers Owned	
Tacoma Power Commercial			119
<i>Lit Fibers</i>		29	
<i>Spare Dark</i>		90	
Damaged		1	

Exhibit A2.1 Fiber Counts

Ring 4	BB.04.001	Count	180
	Owner	Fibers Owned	
	Tacoma Power Commercial	117	
	Lit Fibers	54	
	Spare Dark	63	
	Damaged	1	

Ring 6	BB.06.001	Count	180
	Owner	Fibers Owned	
	Tacoma Power Commercial	117	
	Lit Fibers	57	
	Spare Dark	60	
	Damaged	1	

Ring 7	BB.07.001	Count	180
	Owner	Fibers Owned	
	Tacoma Power Commercial	118	
	Lit Fibers	28	
	Spare Dark	90	
	Damaged		

Ring 8	BB.08.001	Count	180
	Owner	Fibers Owned	
	Tacoma Power Commercial	114	
	Lit Fibers	53	
	Spare Dark	61	
	Damaged		

Ring 9	BB.09.001	Count	180
	Owner	Fibers Owned	
	Tacoma Power Commercial	118	
	Lit Fibers	74	
	Spare Dark	44	
	Damaged	0	

BB.04.002	Count	180
Owner	Fibers Owned	
Tacoma Power Commercial	117	
Lit Fibers	54	
Spare Dark	63	
Damaged	1	

BB.06.002	Count	180
Owner	Fibers Owned	
Tacoma Power Commercial	117	
Lit Fibers	57	
Spare Dark	60	
Damaged	1	

BB.07.002	Count	180
Owner	Fibers Owned	
Tacoma Power Commercial	118	
Lit Fibers	28	
Spare Dark	90	
Damaged		

BB.08.002	Count	180
Owner	Fibers Owned	
Tacoma Power Commercial	114	
Lit Fibers	53	
Spare Dark	61	
Damaged	0	

BB.09.002	Count	180
Owner	Fibers Owned	
Tacoma Power Commercial	118	
Lit Fibers	74	
Spare Dark	44	
Damaged	0	

BB.04.003	Count	180
Owner	Fibers Owned	
Tacoma Power Commercial	117	
Lit Fibers	54	
Spare Dark	63	
Damaged	1	

BB.06.003	Count	180
Owner	Fibers Owned	
Tacoma Power Commercial	117	
Lit Fibers	57	
Spare Dark	60	
Damaged	1	

BB.07.003	Count	180
Owner	Fibers Owned	
Tacoma Power Commercial	118	
Lit Fibers	28	
Spare Dark	90	
Damaged		

BB.08.003	Count	144
Owner	Fibers Owned	
Tacoma Power Commercial	120	
Lit Fibers	120	
Spare Dark		
Damaged	0	

BB.09.003	Count	180
Owner	Fibers Owned	
Tacoma Power Commercial	117	
Lit Fibers	57	
Spare Dark	60	
Damaged	1	

Exhibit A2.1 Fiber Counts

BB.04.007		Count	180
Owner	Fibers Owned		
Tacoma Power Commercial		118	
<i>Lit Fibers</i>		54	
<i>Spare Dark</i>		64	
Damaged		0	

BB.06.007		Count	180
Owner	Fibers Owned		
Tacoma Power Commercial		117	
<i>Lit Fibers</i>		57	
<i>Spare Dark</i>		60	
Damaged		1	

BB.04.006		Count	180
Owner	Fibers Owned		
Tacoma Power Commercial		118	
<i>Lit Fibers</i>		54	
<i>Spare Dark</i>		64	
Damaged		0	

BB.06.006		Count	180
Owner	Fibers Owned		
Tacoma Power Commercial		117	
<i>Lit Fibers</i>		57	
<i>Spare Dark</i>		60	
Damaged		1	

BB.09.007		Count	180
Owner	Fibers Owned		
Tacoma Power Commercial		117	
<i>Lit Fibers</i>		57	
<i>Spare Dark</i>		60	
Damaged		1	

BB.09.006		Count	180
Owner	Fibers Owned		
Tacoma Power Commercial		117	
<i>Lit Fibers</i>		57	
<i>Spare Dark</i>		60	
Damaged		1	

BB.04.005		Count	12
Owner	Fibers Owned		
Tacoma Power Commercial		0	
<i>Lit Fibers</i>			
<i>Spare Dark</i>			
Damaged		0	

BB.06.005		Count	180
Owner	Fibers Owned		
Tacoma Power Commercial		117	
<i>Lit Fibers</i>		57	
<i>Spare Dark</i>		60	
Damaged		1	

BB.08.005		Count	144
Owner	Fibers Owned		
Tacoma Power Commercial		120	
<i>Lit Fibers</i>		120	
<i>Spare Dark</i>			
Damaged		0	

BB.09.005		Count	180
Owner	Fibers Owned		
Tacoma Power Commercial		117	
<i>Lit Fibers</i>		57	
<i>Spare Dark</i>		60	
Damaged		1	

BB.04.004		Count	180
Owner	Fibers Owned		
Tacoma Power Commercial		118	
<i>Lit Fibers</i>		54	
<i>Spare Dark</i>		64	
Damaged		0	

BB.06.004		Count	180
Owner	Fibers Owned		
Tacoma Power Commercial		117	
<i>Lit Fibers</i>		57	
<i>Spare Dark</i>		60	
Damaged		1	

BB.07.004		Count	180
Owner	Fibers Owned		
Tacoma Power Commercial		118	
<i>Lit Fibers</i>		28	
<i>Spare Dark</i>		90	
Damaged			

BB.08.004		Count	144
Owner	Fibers Owned		
Tacoma Power Commercial		120	
<i>Lit Fibers</i>		120	
<i>Spare Dark</i>			
Damaged		0	

BB.09.004		Count	180
Owner	Fibers Owned		
Tacoma Power Commercial		117	
<i>Lit Fibers</i>		57	
<i>Spare Dark</i>		60	
Damaged		1	

Exhibit A2.1 Fiber Counts

BB.04.008		Count	180
Owner		Fibers Owned	
Tacoma Power Commercial		118	
<i>Lit Fibers</i>		54	
<i>Spare Dark</i>		64	
Damaged		0	

BB.04.009		Count	180
Owner		Fibers Owned	
Tacoma Power Commercial		118	
<i>Lit Fibers</i>		54	
<i>Spare Dark</i>		64	
Damaged		0	

BB.04.010		Count	180
Owner		Fibers Owned	
Tacoma Power Commercial		118	
<i>Lit Fibers</i>		54	
<i>Spare Dark</i>		64	
Damaged		0	

BB.04.011		Count	180
Owner		Fibers Owned	
Tacoma Power Commercial		117	
<i>Lit Fibers</i>		54	
<i>Spare Dark</i>		63	
Damaged		1	

Loveland

Ring 1	LL.01.001	18376	72	20238	72	17924	72	194	72	5728	72
	Count		<i>Fibers Owned</i>	Count	<i>Fibers Owned</i>	Count	<i>Fibers Owned</i>	Count	<i>Fibers Owned</i>	Count	<i>Fibers Owned</i>
	Owner			Owner		Owner		Owner		Owner	
	Tacoma Power Commercial	12		Tacoma Power Commercial	12	Tacoma Power Commercial	12	Tacoma Power Commercial	12	Tacoma Power Commercial	12
	<i>Lit Fibers</i>	12		<i>Lit Fibers</i>	12	<i>Lit Fibers</i>	12	<i>Lit Fibers</i>	12	<i>Lit Fibers</i>	12
	<i>Spare Dark</i>	0		<i>Spare Dark</i>	0	<i>Spare Dark</i>	0	<i>Spare Dark</i>	0	<i>Spare Dark</i>	0
	Damaged	0		Damaged	0	Damaged	0	Damaged	0	Damaged	0

Ring 1 Service Drops	LL.01.005	206	36	1422	36						
	Count		<i>Fibers Owned</i>	Count	<i>Fibers Owned</i>						
	Owner			Owner							
	Tacoma Power Commercial	6		Tacoma Power Commercial	18						
	<i>Lit Fibers</i>	4		<i>Lit Fibers</i>	12						
	<i>Spare Dark</i>	2		<i>Spare Dark</i>	6						
	Damaged	0		Damaged	0						

South Service Area

LL.01.014	15938	132	15816
Count	132	132	132
Owner	Tacoma Power Commercial		
	Tacoma Power Commercial		
	12	12	12
	Lit Fibers	Lit Fibers	Lit Fibers
	0	0	0
	Spare Dark	Spare Dark	Spare Dark
Damaged	0	0	0

LL.01.024	4208	72	4208
Count	72	72	72
Owner	Tacoma Power Commercial		
	Tacoma Power Commercial		
	12	12	12
	Lit Fibers	Lit Fibers	Lit Fibers
	0	0	0
	Spare Dark	Spare Dark	Spare Dark
Damaged	0	0	0

LL.01.025	12230	72	12230
Count	72	72	72
Owner	Tacoma Power Commercial		
	Tacoma Power Commercial		
	12	12	12
	Lit Fibers	Lit Fibers	Lit Fibers
	0	0	0
	Spare Dark	Spare Dark	Spare Dark
Damaged	0	0	0

LL.01.031	18236	132	18236
Count	132	132	132
Owner	Tacoma Power Commercial		
	Tacoma Power Commercial		
	12	12	12
	Lit Fibers	Lit Fibers	Lit Fibers
	0	0	0
	Spare Dark	Spare Dark	Spare Dark
Damaged	0	0	0

LL.01.032	8798	132	8798
Count	132	132	132
Owner	Tacoma Power Commercial		
	Tacoma Power Commercial		
	12	12	12
	Lit Fibers	Lit Fibers	Lit Fibers
	0	0	0
	Spare Dark	Spare Dark	Spare Dark
Damaged	0	0	0

LL.01.033	15816	132	15816
Count	132	132	132
Owner	Tacoma Power Commercial		
	Tacoma Power Commercial		
	12	12	12
	Lit Fibers	Lit Fibers	Lit Fibers
	0	0	0
	Spare Dark	Spare Dark	Spare Dark
Damaged	0	0	0

LL.01.034	16532	1118
Count	132	132
Owner	Tacoma Power Commercial	
	Tacoma Power Commercial	
	12	12
	12	12
	0	0
Damaged	0	0

LL.01.035	7646	1118
Count	132	132
Owner	Tacoma Power Commercial	
	Tacoma Power Commercial	
	12	12
	12	12
	0	0
Damaged	0	0

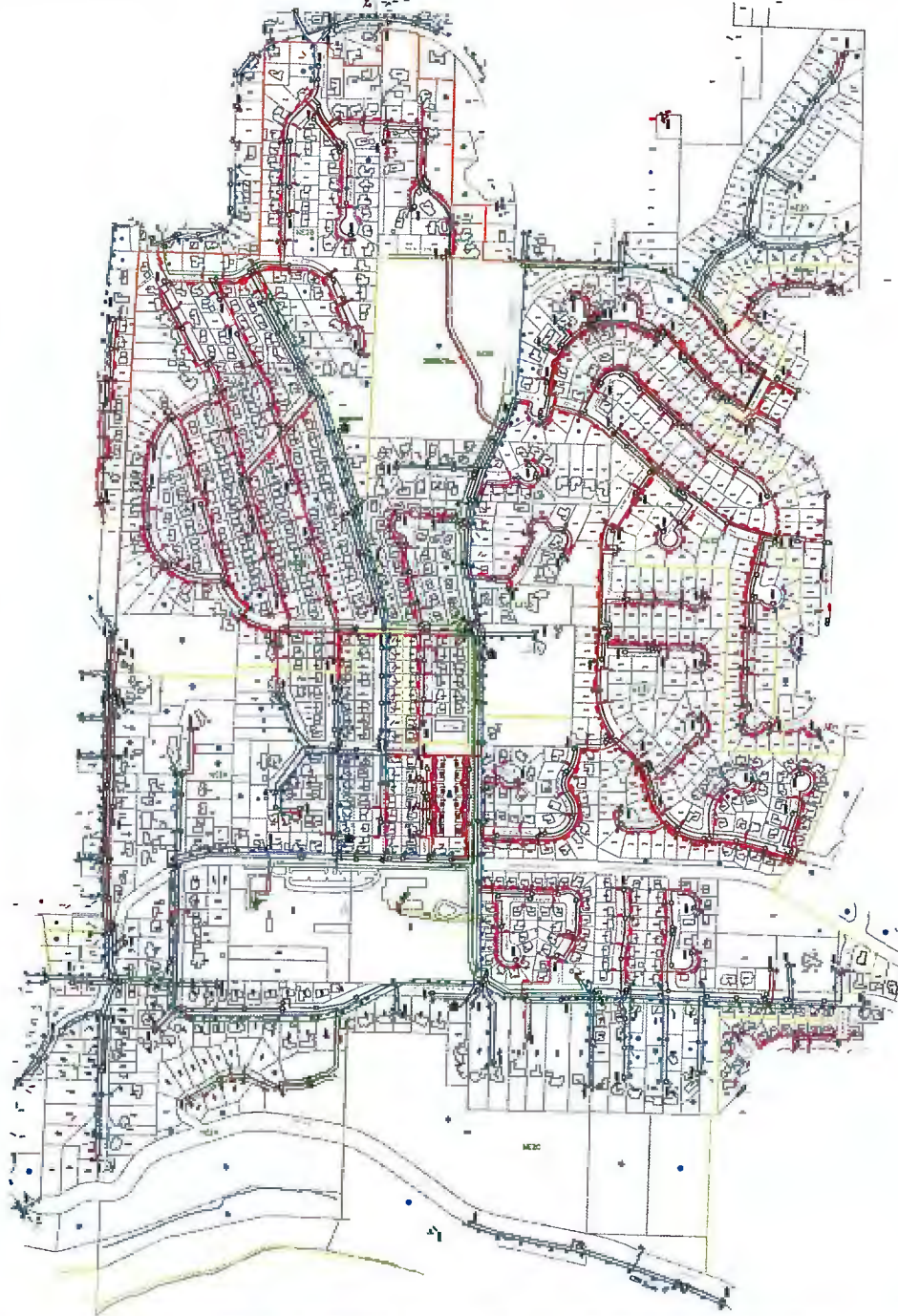
LL.01.036	7646	1118
Count	132	132
Owner	Tacoma Power Commercial	
	Tacoma Power Commercial	
	12	12
	12	12
	0	0
Damaged	0	0

CENTERIS*

SE.05.017		6,167
Count		96
<i>Owner</i>	<i>Fibers Owned</i>	
Tacoma Power Commercial Commercial	72	
<i>Lit Fibers</i>	0	
<i>Spare Dark</i>	72	
Damaged		

SE.05.018		3,879
Count		288
<i>Owner</i>	<i>Fibers Owned</i>	
Tacoma Power Commercial Commercial	264	
<i>Lit Fibers</i>	0	
<i>Spare Dark</i>	264	
Damaged		

* Centeris segments are attached to PSE poles



NO.	APPROXIMATE LOCATION	RECORDING SYMBOL	SCALE	DATE	DESCRIPTION	REMARKS	UNITS PASSED	PLANT STATISTICS
1
2
3
4
5
6
7
8
9
10
11
12
13
14
15
16
17
18
19
20
21
22
23
24
25
26
27
28
29
30
31
32
33
34
35
36
37
38
39
40
41
42
43
44
45
46
47
48
49
50
51
52
53
54
55
56
57
58
59
60
61
62
63
64
65
66
67
68
69
70
71
72
73
74
75
76
77
78
79
80
81
82
83
84
85
86
87
88
89
90
91
92
93
94
95
96
97
98
99
100



THIS DRAWING IS THE PROPERTY OF TACOMA POWER AND IS NOT TO BE REPRODUCED OR TRANSMITTED IN ANY FORM OR BY ANY MEANS, ELECTRONIC OR MECHANICAL, INCLUDING PHOTOCOPYING, RECORDING, OR BY ANY INFORMATION STORAGE AND RETRIEVAL SYSTEM.

TACOMA POWER
Tacoma Public Utilities

DATE: _____
DRAWN BY: _____
CHECKED BY: _____
NO SCALE

NE02



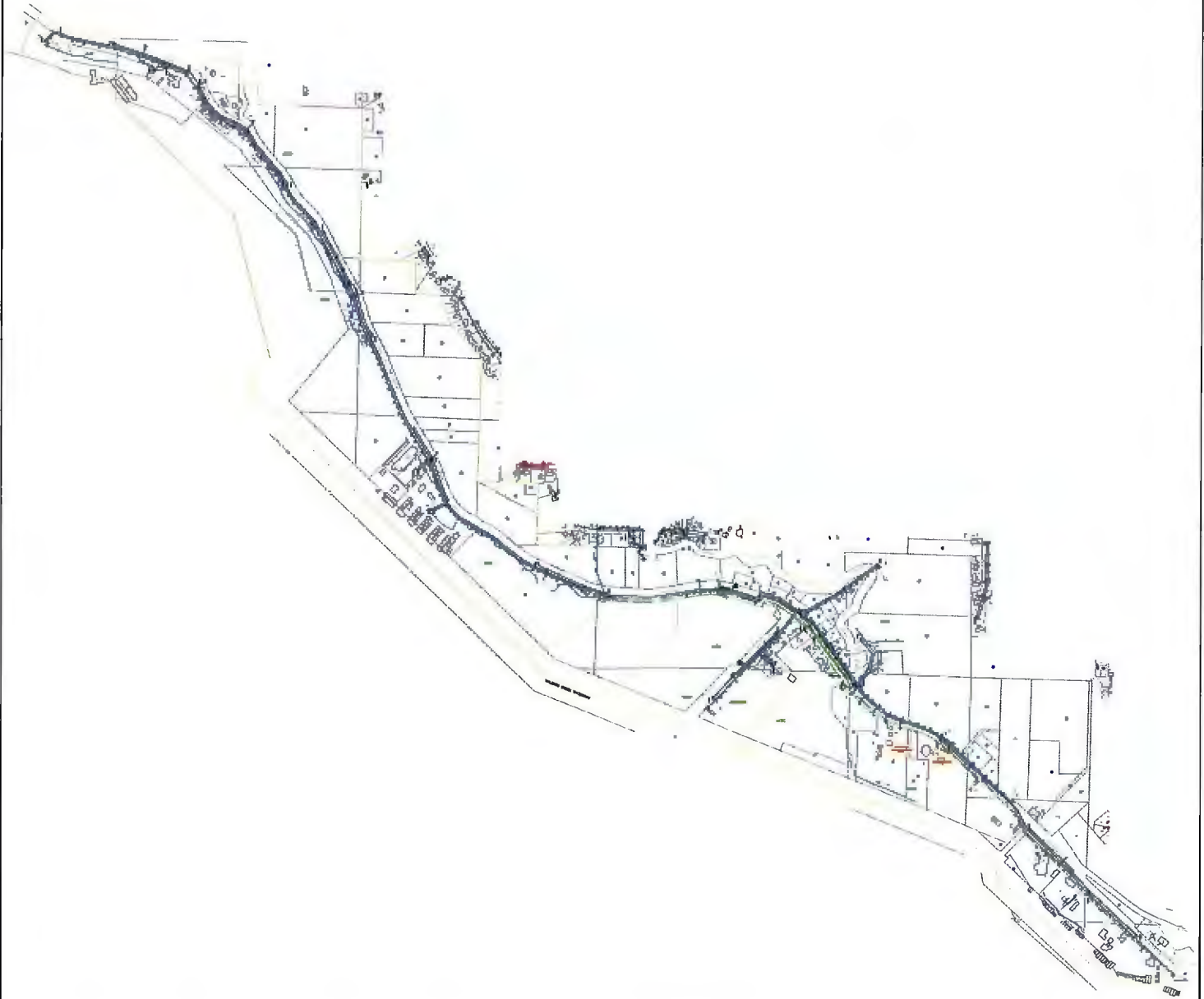
NO.	SYMBOL	DESCRIPTION	SYMBOL	DESCRIPTION	SYMBOL	DESCRIPTION	SYMBOL	DESCRIPTION	SYMBOL	DESCRIPTION	SYMBOL	DESCRIPTION	SYMBOL	DESCRIPTION	SYMBOL	DESCRIPTION	SYMBOL	DESCRIPTION	UNITS PASSED		PLANT STATISTICS																																																																																																																																																																																						
																			SYMBOL	DESCRIPTION	SYMBOL	DESCRIPTION	SYMBOL	DESCRIPTION																																																																																																																																																																																			
1	[Symbol]	1" DIA. WATER	2	[Symbol]	2" DIA. WATER	3	[Symbol]	3" DIA. WATER	4	[Symbol]	4" DIA. WATER	5	[Symbol]	6	[Symbol]	7	[Symbol]	8	[Symbol]	9	[Symbol]	10	[Symbol]	11	[Symbol]	12	[Symbol]	13	[Symbol]	14	[Symbol]	15	[Symbol]	16	[Symbol]	17	[Symbol]	18	[Symbol]	19	[Symbol]	20	[Symbol]	21	[Symbol]	22	[Symbol]	23	[Symbol]	24	[Symbol]	25	[Symbol]	26	[Symbol]	27	[Symbol]	28	[Symbol]	29	[Symbol]	30	[Symbol]	31	[Symbol]	32	[Symbol]	33	[Symbol]	34	[Symbol]	35	[Symbol]	36	[Symbol]	37	[Symbol]	38	[Symbol]	39	[Symbol]	40	[Symbol]	41	[Symbol]	42	[Symbol]	43	[Symbol]	44	[Symbol]	45	[Symbol]	46	[Symbol]	47	[Symbol]	48	[Symbol]	49	[Symbol]	50	[Symbol]	51	[Symbol]	52	[Symbol]	53	[Symbol]	54	[Symbol]	55	[Symbol]	56	[Symbol]	57	[Symbol]	58	[Symbol]	59	[Symbol]	60	[Symbol]	61	[Symbol]	62	[Symbol]	63	[Symbol]	64	[Symbol]	65	[Symbol]	66	[Symbol]	67	[Symbol]	68	[Symbol]	69	[Symbol]	70	[Symbol]	71	[Symbol]	72	[Symbol]	73	[Symbol]	74	[Symbol]	75	[Symbol]	76	[Symbol]	77	[Symbol]	78	[Symbol]	79	[Symbol]	80	[Symbol]	81	[Symbol]	82	[Symbol]	83	[Symbol]	84	[Symbol]	85	[Symbol]	86	[Symbol]	87	[Symbol]	88	[Symbol]	89	[Symbol]	90	[Symbol]	91	[Symbol]	92	[Symbol]	93	[Symbol]	94	[Symbol]	95	[Symbol]	96	[Symbol]	97	[Symbol]	98	[Symbol]	99	[Symbol]	100	[Symbol]

NOTES:
 1. ALL WORK TO BE DONE IN ACCORDANCE WITH THE CITY OF TACOMA SPECIFICATIONS AND STANDARD SPECIFICATIONS FOR PUBLIC WORKS, LATEST EDITION.
 2. ALL WORK TO BE DONE IN ACCORDANCE WITH THE CITY OF TACOMA SPECIFICATIONS AND STANDARD SPECIFICATIONS FOR PUBLIC WORKS, LATEST EDITION.
 3. ALL WORK TO BE DONE IN ACCORDANCE WITH THE CITY OF TACOMA SPECIFICATIONS AND STANDARD SPECIFICATIONS FOR PUBLIC WORKS, LATEST EDITION.

TACOMA POWER
 TACOMA PUBLIC UTILITIES

NO SCALE

NE03



NO.	LOCATION SYMBOL	DESCRIPTION SYMBOL	PIPE SYMBOL	VALVE SYMBOL	UNIT SYMBOL	UNIT NAME	UNIT TYPE	UNIT STATUS	UNIT CAPACITY	UNIT EFFICIENCY	UNIT COST	UNIT YEAR	UNIT OWNER
1
2
3
4
5
6
7
8
9
10

UNITS PASSED

PLANT STATISTICS

NO. OF UNITS PASSED

PLANT EFFICIENCY

PLANT COST

PLANT YEAR

PLANT OWNER

TACOMA POWER
TACOMA PUBLIC UTILITIES

NEOS

NO SCALE



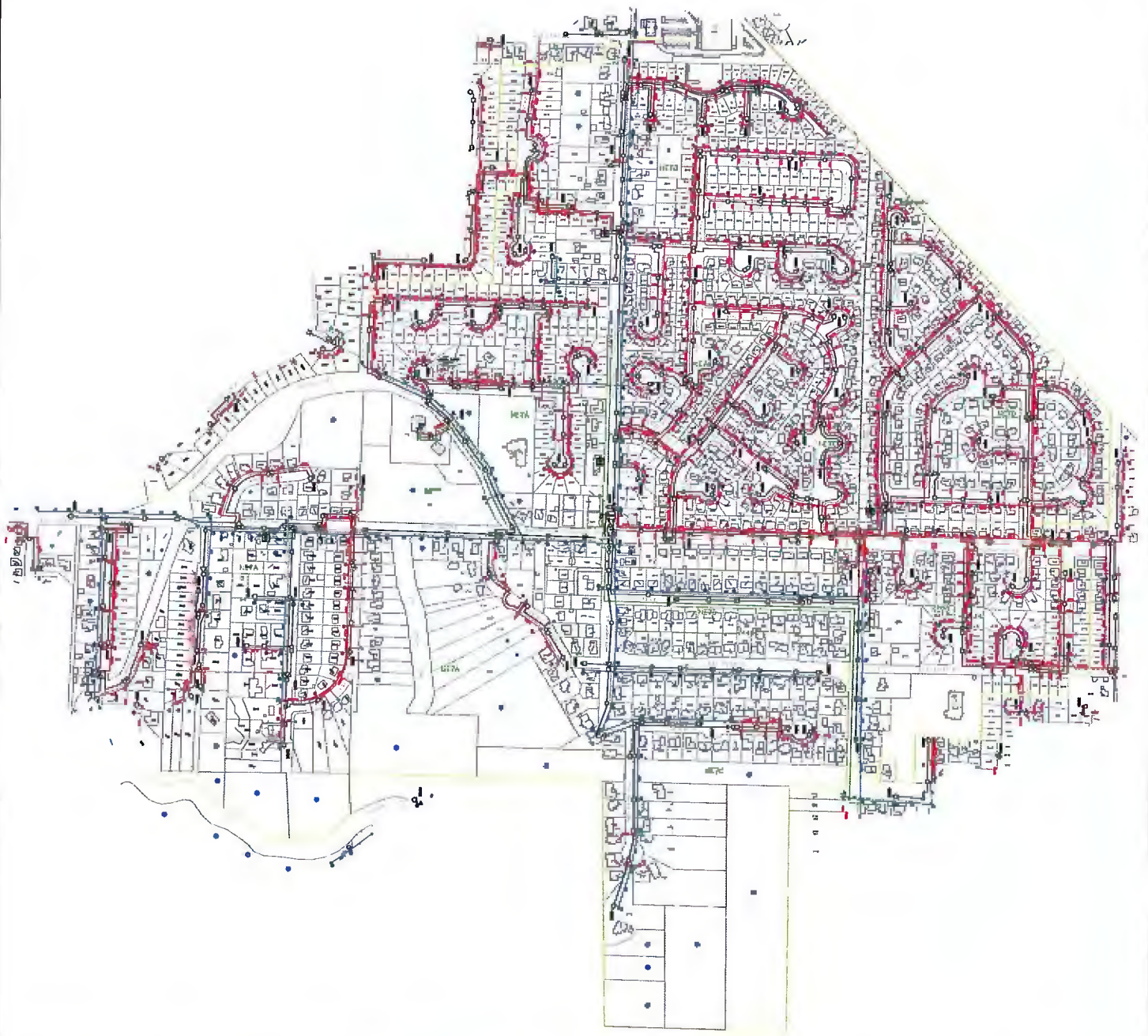
NO.	DESCRIPTION	DATE	BY	REVISION	DATE	BY	REVISION	DATE	BY	REVISION
1	ISSUED FOR PERMIT	01/15/06	J. SMITH							
2	REVISED FOR CONSTRUCTION	02/01/06	J. SMITH							
3	REVISED FOR AS-BUILT	03/15/06	J. SMITH							

NO.	DESCRIPTION	DATE	BY	REVISION	DATE	BY	REVISION	DATE	BY	REVISION
1	ISSUED FOR PERMIT	01/15/06	J. SMITH							
2	REVISED FOR CONSTRUCTION	02/01/06	J. SMITH							
3	REVISED FOR AS-BUILT	03/15/06	J. SMITH							

GENERAL
 THIS IS A PRELIMINARY PLAN
 AND IS NOT TO BE USED FOR CONSTRUCTION
 WITHOUT THE APPROVAL OF THE CITY ENGINEER

TACOMA POWER
 PUBLIC UTILITIES
 1000 WEST 10TH AVENUE
 TACOMA, WA 98402
 (253) 393-3300
 WWW.TACOMAPOWER.COM

SHEET NO. NE06
 OF 10



NO.	DESCRIPTION	UNIT	STATUS	DATE	BY	REVISIONS
1
2
3
4
5
6
7
8
9
10
11
12
13
14
15
16
17
18
19
20
21
22
23
24
25
26
27
28
29
30
31
32
33
34
35
36
37
38
39
40
41
42
43
44
45
46
47
48
49
50

UNITS PASSED

PLANT STATISTICS

NO. OF UNITS PASSED

PLANT STATISTICS

TACOMA POWER
TACOMA PUBLIC UTILITIES

NO SCALE

NE07



SYMBOL	DESCRIPTION	SYMBOL	DESCRIPTION	SYMBOL	DESCRIPTION	SYMBOL	DESCRIPTION	SYMBOL	DESCRIPTION	SYMBOL	DESCRIPTION	SYMBOL	DESCRIPTION	SYMBOL	DESCRIPTION	SYMBOL	DESCRIPTION	SYMBOL	DESCRIPTION
(Symbol)	100V AC	(Symbol)	200V AC	(Symbol)	400V AC	(Symbol)	600V AC	(Symbol)	10KV	(Symbol)	20KV	(Symbol)	35KV	(Symbol)	50KV	(Symbol)	69KV	(Symbol)	115KV
(Symbol)	10KV	(Symbol)	20KV	(Symbol)	35KV	(Symbol)	50KV	(Symbol)	69KV	(Symbol)	115KV	(Symbol)	150KV	(Symbol)	200KV	(Symbol)	250KV	(Symbol)	300KV
(Symbol)	300KV	(Symbol)	350KV	(Symbol)	400KV	(Symbol)	450KV	(Symbol)	500KV	(Symbol)	550KV	(Symbol)	600KV	(Symbol)	650KV	(Symbol)	700KV	(Symbol)	750KV

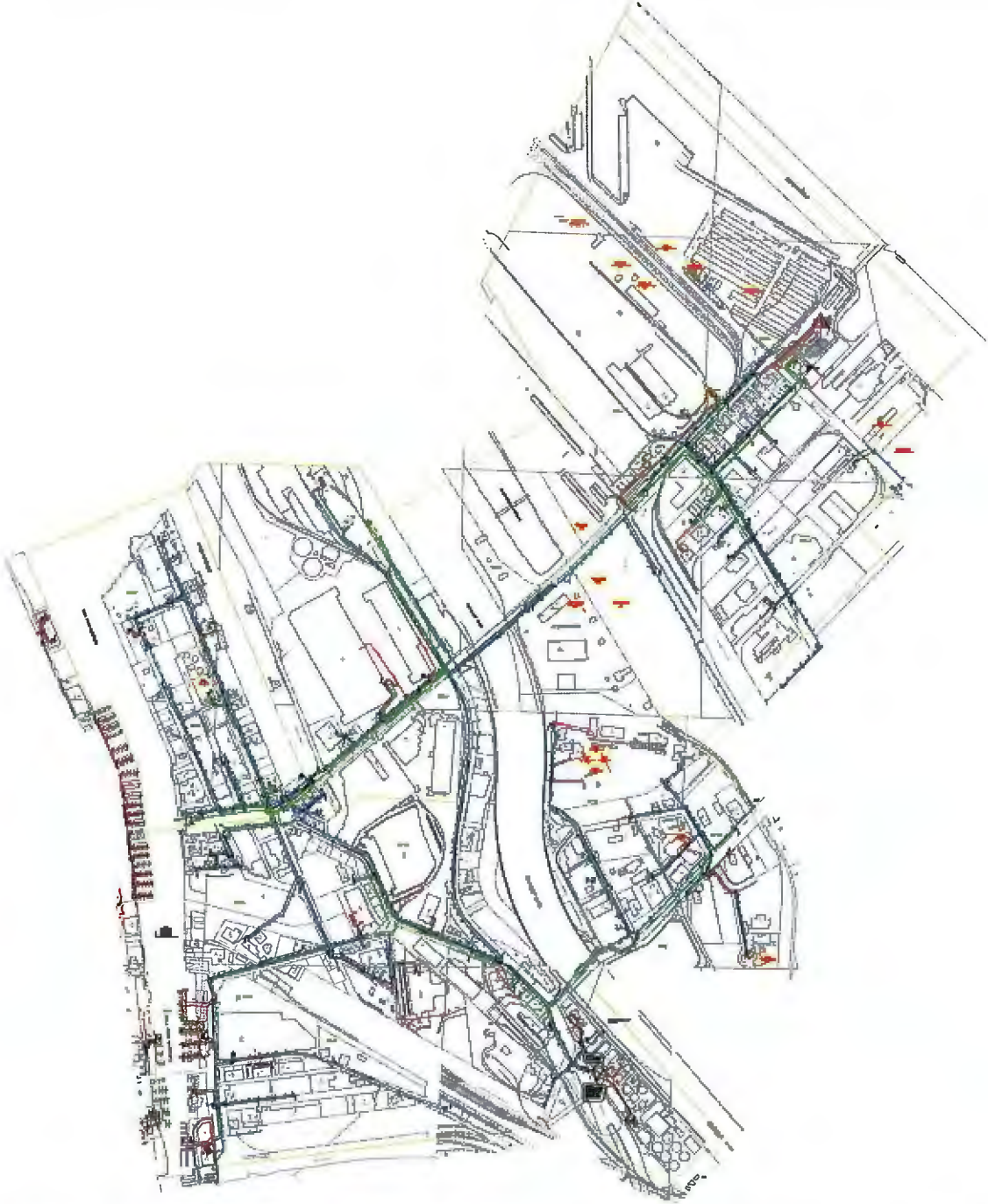
UNITS PASSED		PLANT STATISTICS	
(Symbol)	Unit 1	(Symbol)	Plant 1
(Symbol)	Unit 2	(Symbol)	Plant 2
(Symbol)	Unit 3	(Symbol)	Plant 3
(Symbol)	Unit 4	(Symbol)	Plant 4
(Symbol)	Unit 5	(Symbol)	Plant 5
(Symbol)	Unit 6	(Symbol)	Plant 6
(Symbol)	Unit 7	(Symbol)	Plant 7
(Symbol)	Unit 8	(Symbol)	Plant 8
(Symbol)	Unit 9	(Symbol)	Plant 9
(Symbol)	Unit 10	(Symbol)	Plant 10

TACOMA POWER
TACOMA PUBLIC UTILITIES

DESIGNED BY: [Name]
DATE: [Date]

NO SCALE

NE08



NO.	DESCRIPTION	UNIT	TYPE	STATUS	DATE	BY	CHKD.	REVISIONS
1
2
3
4
5
6
7
8
9
10
11
12
13
14
15
16
17
18
19
20
21
22
23
24
25
26
27
28
29
30
31
32
33
34
35
36
37
38
39
40
41
42
43
44
45
46
47
48
49
50

UNITS PASSED

PLANT STATISTICS

NO. SCALE

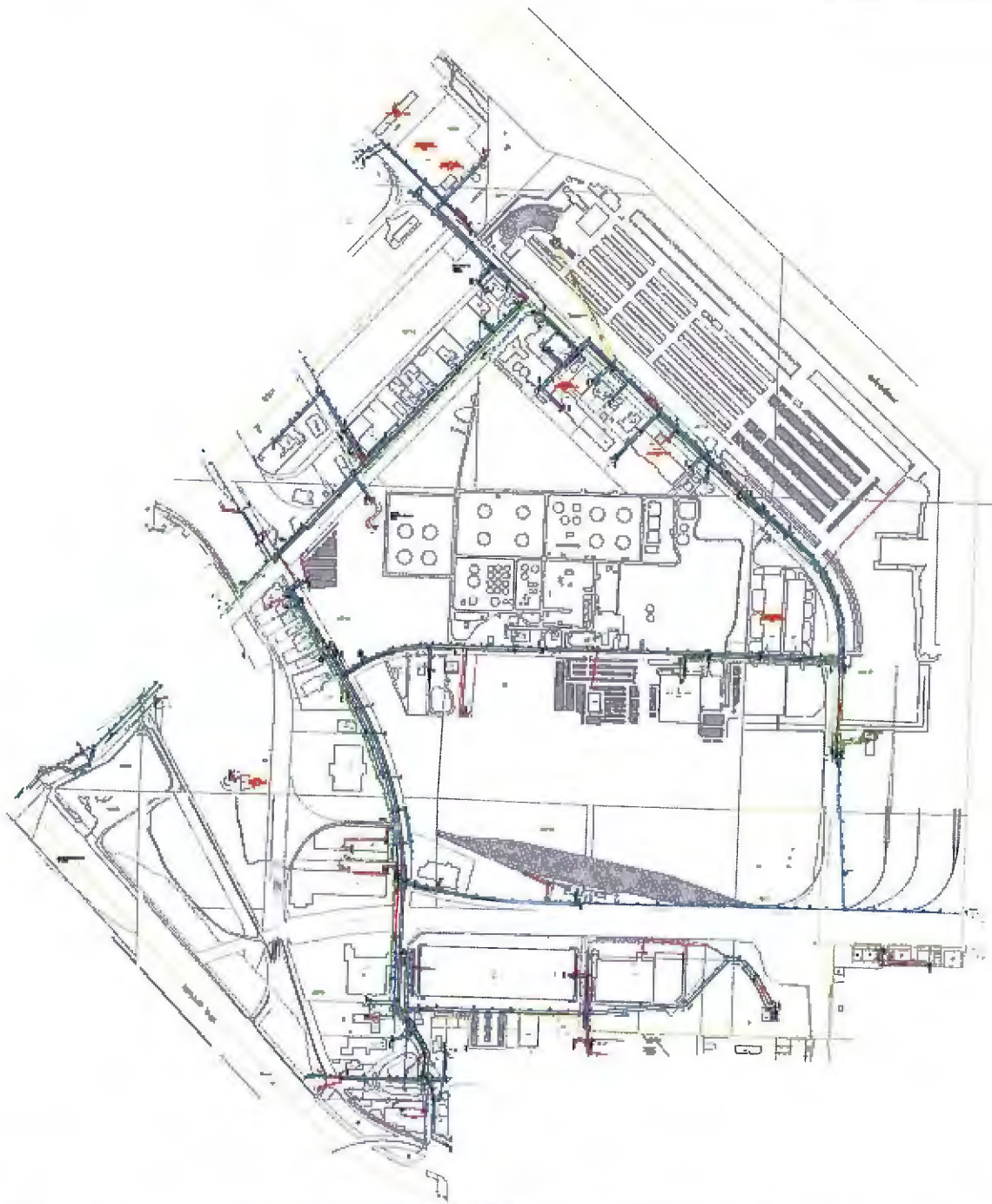
NET10

TACOMA POWER
 PACIFIC PUBLIC UTILITIES

REVISIONS

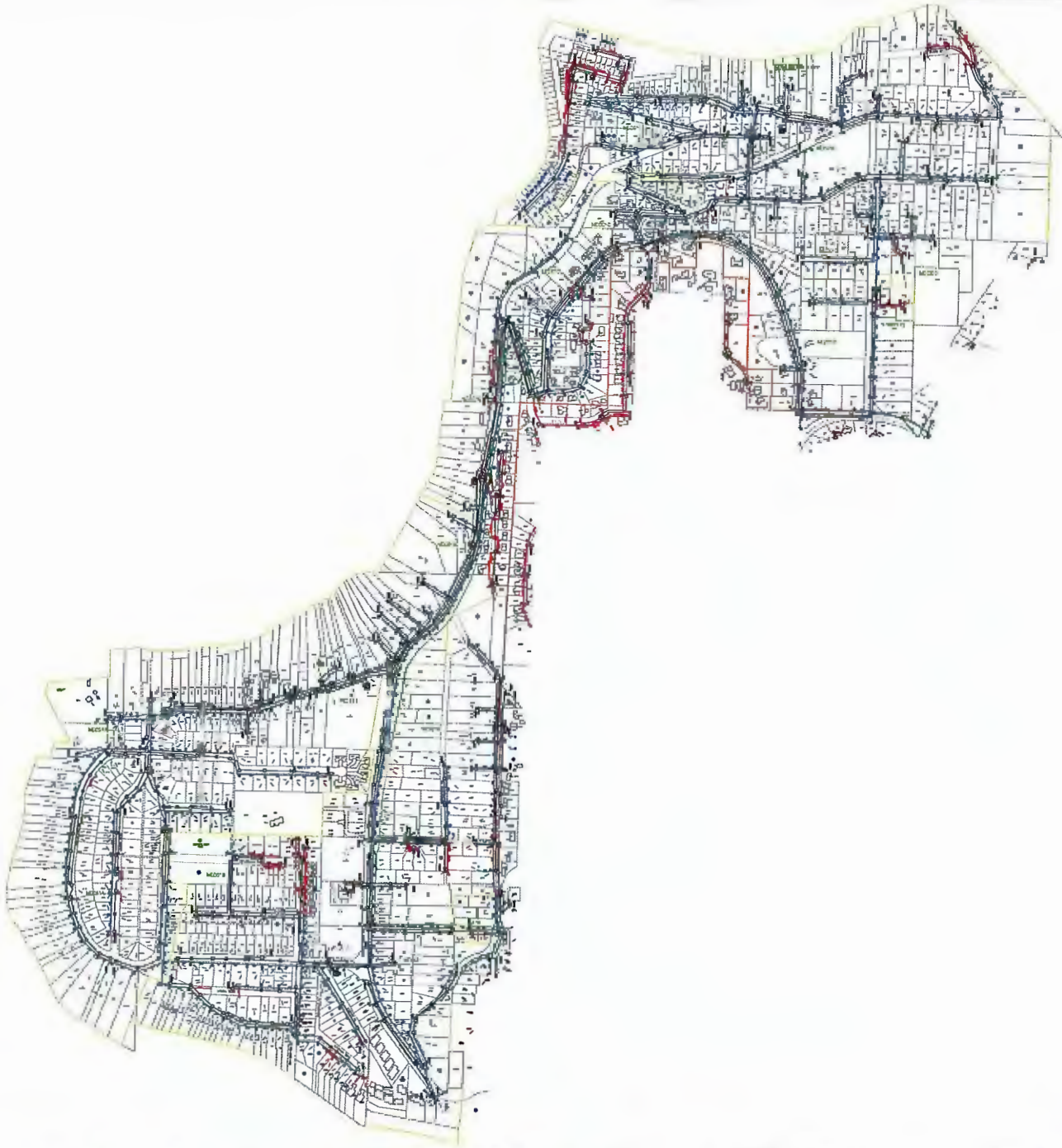
NO. SCALE

NET10



NO.	DESCRIPTION	UNIT	TYPE	STATUS	DATE	BY	REVISIONS	UNITS PASSED	PLANT STATISTICS
1
2
3
4
5
6
7
8
9
10
11
12
13
14
15
16
17
18
19
20
21
22
23
24
25
26
27
28
29
30
31
32
33
34
35
36
37
38
39
40
41
42
43
44
45
46
47
48
49
50

TACOMA POWER
 TACOMA PUBLIC UTILITIES
 NE11
 NO SCALE



SYMBOL	DESCRIPTION	SYMBOL	DESCRIPTION	SYMBOL	DESCRIPTION	SYMBOL	DESCRIPTION	SYMBOL	DESCRIPTION	SYMBOL	DESCRIPTION	SYMBOL	DESCRIPTION	SYMBOL	DESCRIPTION	SYMBOL	DESCRIPTION	SYMBOL	DESCRIPTION
1	120V AC	1	120V AC	1	120V AC	1	120V AC	1	120V AC	1	120V AC	1	120V AC	1	120V AC	1	120V AC	1	120V AC
2	240V AC	2	240V AC	2	240V AC	2	240V AC	2	240V AC	2	240V AC	2	240V AC	2	240V AC	2	240V AC	2	240V AC
3	3-Phase 4-Wire	3	3-Phase 4-Wire	3	3-Phase 4-Wire	3	3-Phase 4-Wire	3	3-Phase 4-Wire	3	3-Phase 4-Wire	3	3-Phase 4-Wire	3	3-Phase 4-Wire	3	3-Phase 4-Wire	3	3-Phase 4-Wire
4	3-Phase 3-Wire	4	3-Phase 3-Wire	4	3-Phase 3-Wire	4	3-Phase 3-Wire	4	3-Phase 3-Wire	4	3-Phase 3-Wire	4	3-Phase 3-Wire	4	3-Phase 3-Wire	4	3-Phase 3-Wire	4	3-Phase 3-Wire
5	Water Main	5	Water Main	5	Water Main	5	Water Main	5	Water Main	5	Water Main	5	Water Main	5	Water Main	5	Water Main	5	Water Main
6	Sewer Main	6	Sewer Main	6	Sewer Main	6	Sewer Main	6	Sewer Main	6	Sewer Main	6	Sewer Main	6	Sewer Main	6	Sewer Main	6	Sewer Main
7	Gas Main	7	Gas Main	7	Gas Main	7	Gas Main	7	Gas Main	7	Gas Main	7	Gas Main	7	Gas Main	7	Gas Main	7	Gas Main
8	Telephone	8	Telephone	8	Telephone	8	Telephone	8	Telephone	8	Telephone	8	Telephone	8	Telephone	8	Telephone	8	Telephone
9	Fire Alarm	9	Fire Alarm	9	Fire Alarm	9	Fire Alarm	9	Fire Alarm	9	Fire Alarm	9	Fire Alarm	9	Fire Alarm	9	Fire Alarm	9	Fire Alarm
10	Electric Light	10	Electric Light	10	Electric Light	10	Electric Light	10	Electric Light	10	Electric Light	10	Electric Light	10	Electric Light	10	Electric Light	10	Electric Light

NOTES:
 1. All work shall be in accordance with the latest edition of the National Electrical Code (NEC) and the National Fire Protection Association (NFPA) Code for the Installation of Electric Equipment in Commercial Buildings (NFPA 70-50).

TACOMA POWER
 TACOMA PUBLIC UTILITIES

PROJECT: _____
 SHEET: _____ OF _____
 DATE: _____

NO SCALE

NEC01

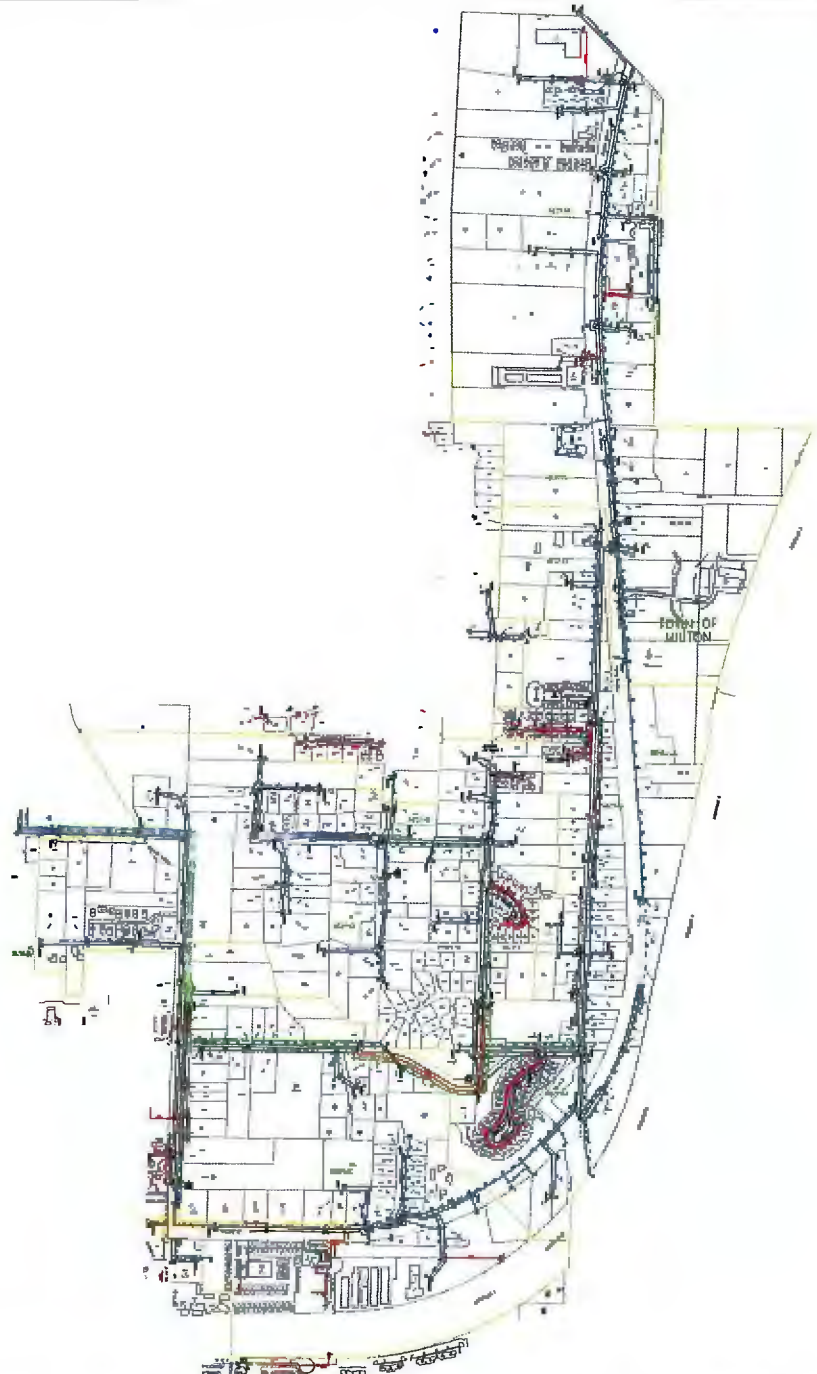


NO.	ADDRESS	LAST NAME	FIRST NAME	MIDDLE NAME	PHONE	DATE	TIME	UNIT	STATUS	REMARKS
1	1000 1st St	John	Smith		555-1234	10/15/2023	10:00	101	OK	Check meter
2	1005 1st St	Jane	Smith		555-1234	10/15/2023	10:05	102	OK	Check meter
3	1010 1st St	Bob	Smith		555-1234	10/15/2023	10:10	103	OK	Check meter
4	1015 1st St	Alice	Smith		555-1234	10/15/2023	10:15	104	OK	Check meter
5	1020 1st St	Charlie	Smith		555-1234	10/15/2023	10:20	105	OK	Check meter
6	1025 1st St	Diana	Smith		555-1234	10/15/2023	10:25	106	OK	Check meter
7	1030 1st St	Frank	Smith		555-1234	10/15/2023	10:30	107	OK	Check meter
8	1035 1st St	Grace	Smith		555-1234	10/15/2023	10:35	108	OK	Check meter
9	1040 1st St	Henry	Smith		555-1234	10/15/2023	10:40	109	OK	Check meter
10	1045 1st St	Irene	Smith		555-1234	10/15/2023	10:45	110	OK	Check meter

TACOMA POWER
 TACOMA PUBLIC UTILITIES
 1000 1st St
 Tacoma, WA 98402
 (206) 388-1234
 www.tacomapower.com

PLANT STATISTICS	
AMMETER	10
TRANSFORMER	5
SWITCH	3
VALVE	2
CONDUIT	1
POLE	1
TOTAL	22

NEC13



NO.	DESCRIPTION	UNIT	STATUS	DATE	BY	CHKD.	APPROVED
1
2
3
4
5
6
7
8
9
10
11
12
13
14
15
16
17
18
19
20
21
22
23
24
25
26
27
28
29
30
31
32
33
34
35
36
37
38
39
40
41
42
43
44
45
46
47
48
49
50

NOTES:
 1. ...
 2. ...
 3. ...
 4. ...
 5. ...

TACOMA POWER
 Tacoma Public Utilities
 1000 ...
 TACOMA, WA 98402
 PHONE: (360) 733-1000
 FAX: (360) 733-1001
 WWW: WWW.TACOMAPUBLICUTILITIES.COM

NO SCALE
 NEC14



NO.	DESCRIPTION	UNIT	AREA	TYPE	STATUS	DATE	BY	REMARKS
1
2
3
4
5
6
7
8
9
10
11
12
13
14
15
16
17
18
19
20
21
22
23
24
25
26
27
28
29
30
31
32
33
34
35
36
37
38
39
40
41
42
43
44
45
46
47
48
49
50

LEGEND:
 (Symbol) ...
 (Symbol) ...
 (Symbol) ...

TACOMA POWER
 FACONIZING BY ICFIIES

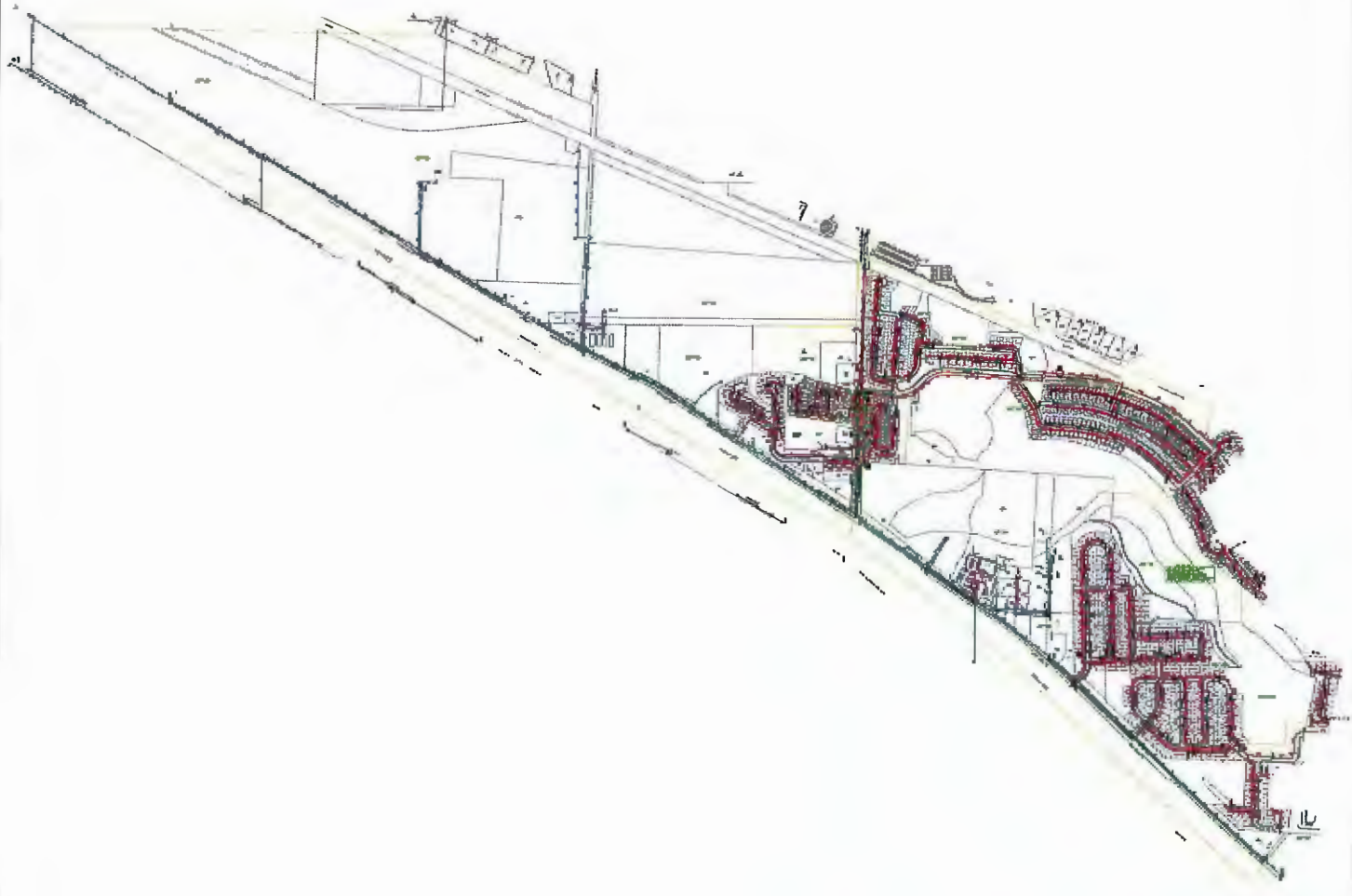
NO. 1000

DATE

BY

SCALE

NEF15



NO.	DESCRIPTION	UNIT	TYPE	STATUS	DATE	BY	CHKD.	APPROVED
1
2
3
4
5
6
7
8
9
10

UNITS PASSED

PLANT STATISTICS

NOTES:

1. ...

2. ...

3. ...

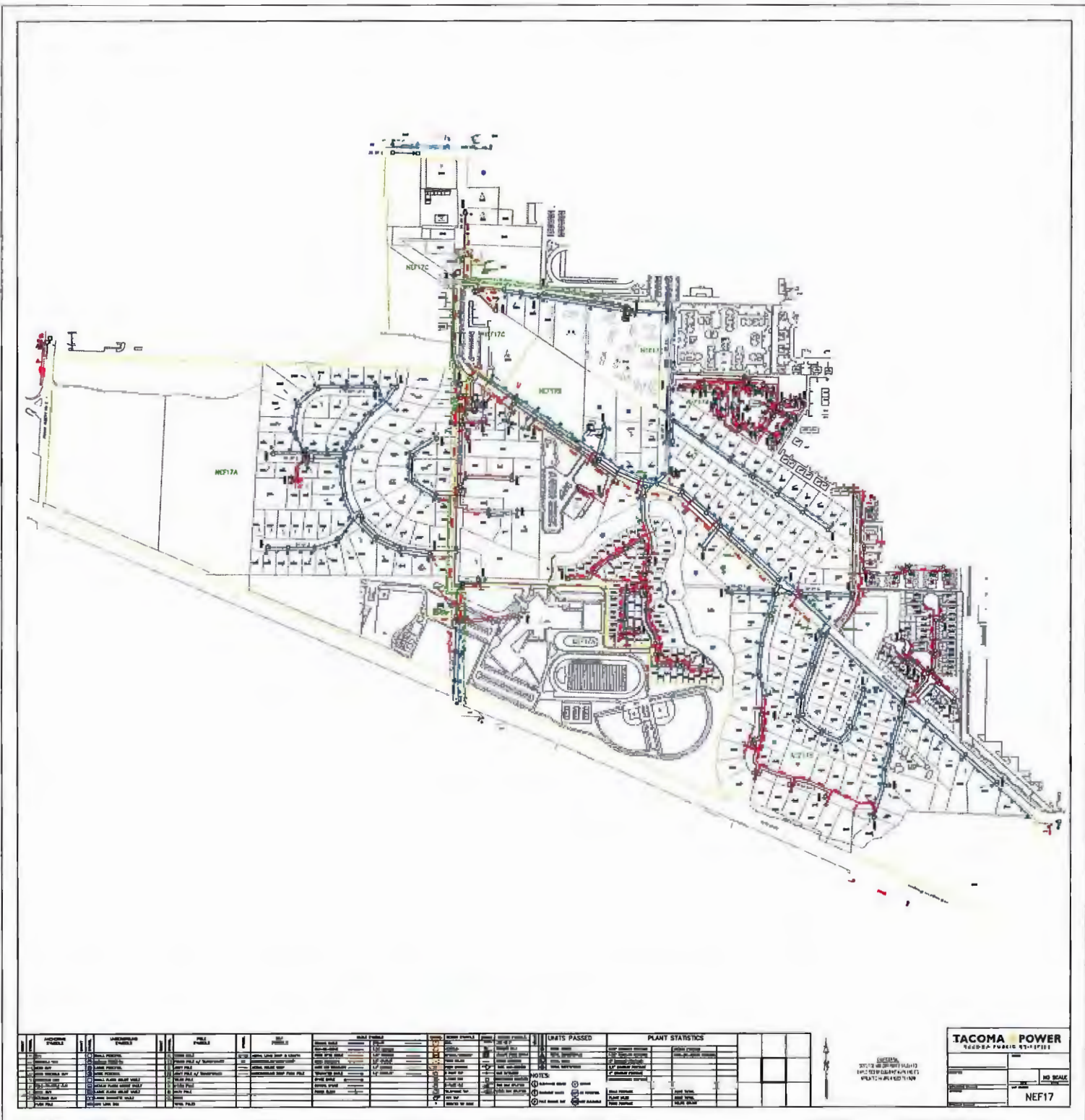
4. ...

5. ...

TACOMA POWER
TACOMA PUBLIC UTILITIES

NO SCALE

NEF16



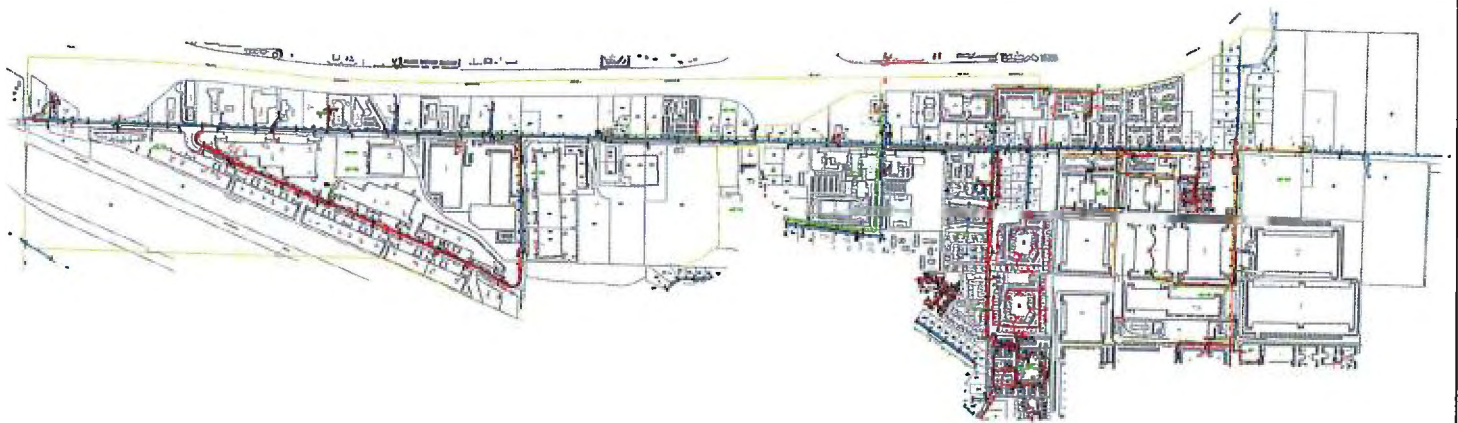
ITEM NO.	DESCRIPTION	STATUS		DATE	BY	REVISION	NOTES	LIMITS PASSED	PLANT STATISTICS	
		PLANNED	COMPLETED						START DATE	END DATE
1	...									
2	...									
3	...									
4	...									
5	...									
6	...									
7	...									
8	...									
9	...									
10	...									
11	...									
12	...									
13	...									
14	...									
15	...									
16	...									
17	...									
18	...									
19	...									
20	...									
21	...									
22	...									
23	...									
24	...									
25	...									
26	...									
27	...									
28	...									
29	...									
30	...									
31	...									
32	...									
33	...									
34	...									
35	...									
36	...									
37	...									
38	...									
39	...									
40	...									
41	...									
42	...									
43	...									
44	...									
45	...									
46	...									
47	...									
48	...									
49	...									
50	...									

LEGEND
 30% OF WORK IS NOT
 TO BE CONSIDERED AS NOT
 YET STARTED

TACOMA POWER
 340000 PUBLIC 87-1712

NO SCALE

NEF17



NO.	DESCRIPTION	UNIT	STATUS	DATE	BY	REMARKS
1
2
3
4
5
6
7
8
9
10
11
12
13
14
15
16
17
18
19
20
21
22
23
24
25
26
27
28
29
30
31
32
33
34
35
36
37
38
39
40
41
42
43
44
45
46
47
48
49
50

UNITS PASSED

PLANT STATISTICS

NOTES:

① APPROVED BY: [Signature]

② CHECKED BY: [Signature]

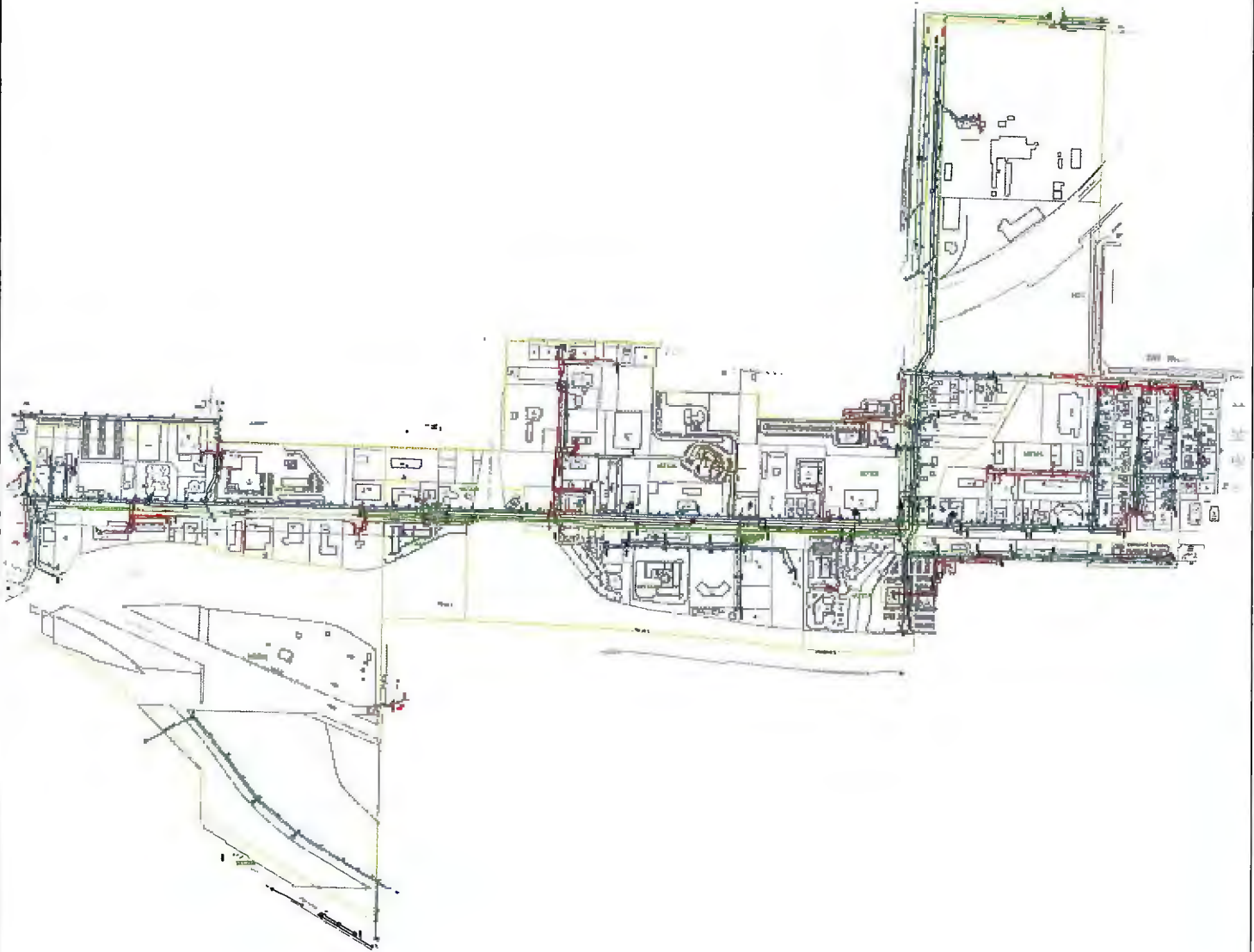
③ DRAWN BY: [Signature]

④ REVISION BY: [Signature]

TACOMA POWER
 PACIFIC NORTHWEST ELECTRICITY SUPPLY

NO SCALE

NEF1B



SECTION	DESCRIPTION	DATE	BY	CHKD	REVISIONS	NOTES	UNITS PASSED	PLANT STATISTICS
1
2
3
4
5
6
7
8
9
10
11
12
13
14
15
16
17
18
19
20
21
22
23
24
25
26
27
28
29
30
31
32
33
34
35
36
37
38
39
40
41
42
43
44
45
46
47
48
49
50

TACOMA POWER
 TACOMA PUBLIC UTILITIES
 NEF20



ADDRESS	INCHES	FEET	DATE	BY	REVISIONS	UNITS PASSED	PLANT STATISTICS
1	1/2"	15'	01/15/2010	W. M. ...			
2	3/4"	15'	01/15/2010	W. M. ...			
3	1"	15'	01/15/2010	W. M. ...			
4	1 1/2"	15'	01/15/2010	W. M. ...			
5	2"	15'	01/15/2010	W. M. ...			
6	3"	15'	01/15/2010	W. M. ...			
7	4"	15'	01/15/2010	W. M. ...			
8	6"	15'	01/15/2010	W. M. ...			
9	8"	15'	01/15/2010	W. M. ...			
10	10"	15'	01/15/2010	W. M. ...			
11	12"	15'	01/15/2010	W. M. ...			
12	15"	15'	01/15/2010	W. M. ...			
13	18"	15'	01/15/2010	W. M. ...			
14	21"	15'	01/15/2010	W. M. ...			
15	24"	15'	01/15/2010	W. M. ...			

TACOMA POWER
TACOMA PUBLIC UTILITIES

NO SCALE

NW01



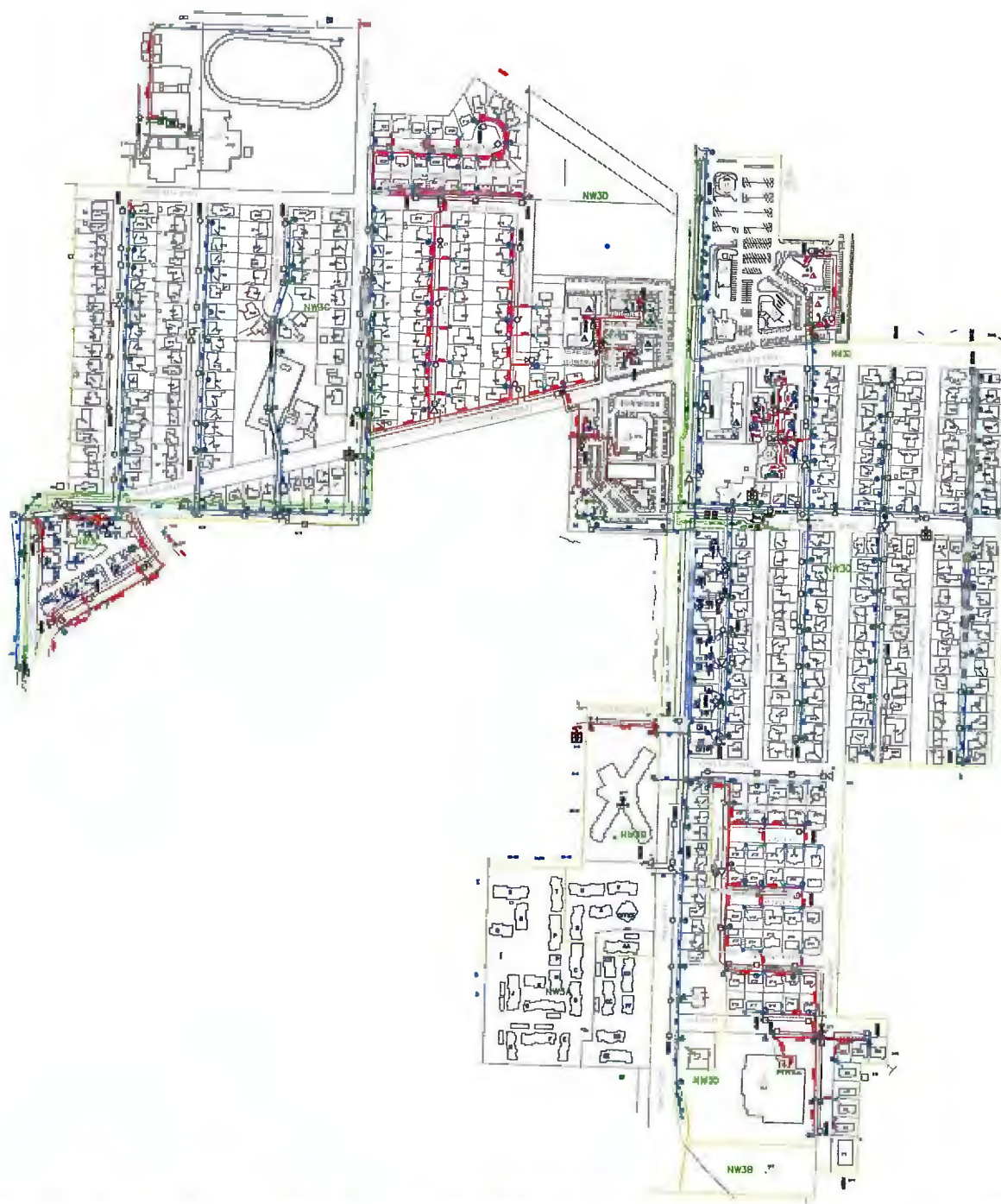
ADDRESS	SYSTEM	PHASE	SVC	UNIT	TYPE	STATUS	NOTES	UNITS PASSED	PLANT STATISTICS

0
 1
 2
 3
 4
 5
 6
 7
 8
 9
 10
 11
 12
 13
 14
 15
 16
 17
 18
 19
 20
 21
 22
 23
 24
 25
 26
 27
 28
 29
 30
 31
 32
 33
 34
 35
 36
 37
 38
 39
 40
 41
 42
 43
 44
 45
 46
 47
 48
 49
 50
 51
 52
 53
 54
 55
 56
 57
 58
 59
 60
 61
 62
 63
 64
 65
 66
 67
 68
 69
 70
 71
 72
 73
 74
 75
 76
 77
 78
 79
 80
 81
 82
 83
 84
 85
 86
 87
 88
 89
 90
 91
 92
 93
 94
 95
 96
 97
 98
 99
 100

TACOMA POWER
TACOMA PUBLIC UTILITIES

NO SCALE

NW02



ADDRESS PANELS	INCUBATOR PANELS	POLE PANELS	SW PANELS	UTILITY PANELS	OTHER PANELS	UNITS PASSED	PLANT STATISTICS
Panel 1	Panel 2	Panel 3	Panel 4	Panel 5	Panel 6	Unit 1	Stat 1
Panel 7	Panel 8	Panel 9	Panel 10	Panel 11	Panel 12	Unit 2	Stat 2
Panel 13	Panel 14	Panel 15	Panel 16	Panel 17	Panel 18	Unit 3	Stat 3
Panel 19	Panel 20	Panel 21	Panel 22	Panel 23	Panel 24	Unit 4	Stat 4
Panel 25	Panel 26	Panel 27	Panel 28	Panel 29	Panel 30	Unit 5	Stat 5
Panel 31	Panel 32	Panel 33	Panel 34	Panel 35	Panel 36	Unit 6	Stat 6
Panel 37	Panel 38	Panel 39	Panel 40	Panel 41	Panel 42	Unit 7	Stat 7
Panel 43	Panel 44	Panel 45	Panel 46	Panel 47	Panel 48	Unit 8	Stat 8
Panel 49	Panel 50	Panel 51	Panel 52	Panel 53	Panel 54	Unit 9	Stat 9
Panel 55	Panel 56	Panel 57	Panel 58	Panel 59	Panel 60	Unit 10	Stat 10
Panel 61	Panel 62	Panel 63	Panel 64	Panel 65	Panel 66	Unit 11	Stat 11
Panel 67	Panel 68	Panel 69	Panel 70	Panel 71	Panel 72	Unit 12	Stat 12
Panel 73	Panel 74	Panel 75	Panel 76	Panel 77	Panel 78	Unit 13	Stat 13
Panel 79	Panel 80	Panel 81	Panel 82	Panel 83	Panel 84	Unit 14	Stat 14
Panel 85	Panel 86	Panel 87	Panel 88	Panel 89	Panel 90	Unit 15	Stat 15
Panel 91	Panel 92	Panel 93	Panel 94	Panel 95	Panel 96	Unit 16	Stat 16
Panel 97	Panel 98	Panel 99	Panel 100	Panel 101	Panel 102	Unit 17	Stat 17
Panel 103	Panel 104	Panel 105	Panel 106	Panel 107	Panel 108	Unit 18	Stat 18
Panel 109	Panel 110	Panel 111	Panel 112	Panel 113	Panel 114	Unit 19	Stat 19
Panel 115	Panel 116	Panel 117	Panel 118	Panel 119	Panel 120	Unit 20	Stat 20

10/20/14
 10/20/14 10/20/14 10/20/14
 10/20/14 10/20/14 10/20/14
 10/20/14 10/20/14 10/20/14

TACOMA POWER
 TACOMA PUBLIC UTILITIES

NO SCALE
NW03

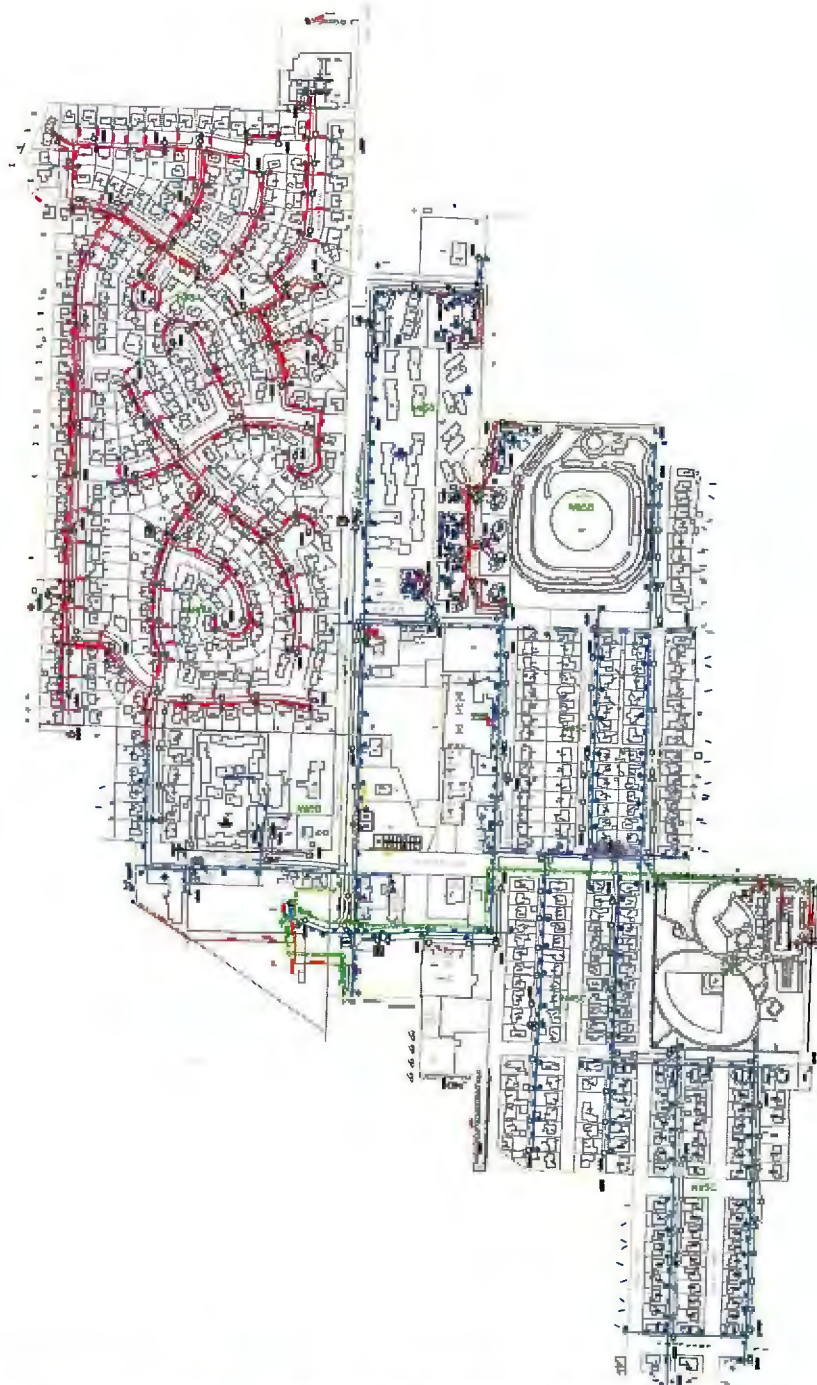


NO.	DESCRIPTION	UNIT	DATE	BY	REMARKS
1
2
3
4
5
6
7
8
9
10
11
12
13
14
15
16
17
18
19
20
21
22
23
24
25
26
27
28
29
30
31
32
33
34
35
36
37
38
39
40
41
42
43
44
45
46
47
48
49
50

N

THIS IS A PRELIMINARY PLAN
 SUBJECT TO THE CITY OF TACOMA
 PUBLIC UTILITIES DEPARTMENT
 RECORDS AND PLANS DIVISION

TACOMA POWER
 TACOMA PUBLIC UTILITIES
 NO SCALE
NW04



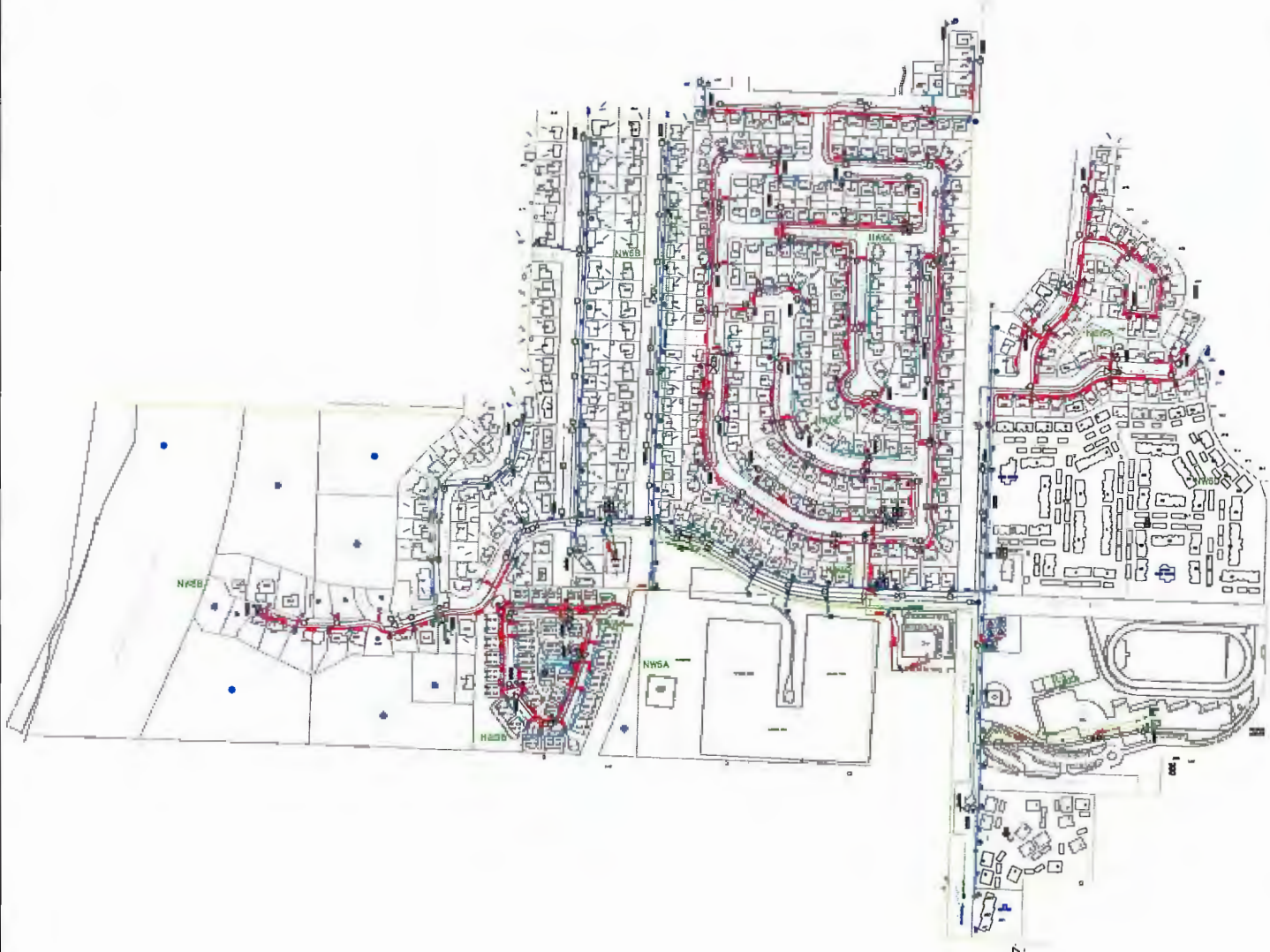
MEDIUM FEEDER		DISTRIBUTION FEEDER		POLE FEEDER		SAP FEEDER		MISC. FEEDER		UTILITY FEEDER		UNITS PASSED		PLANT STATISTICS	
NO.	DESCRIPTION	NO.	DESCRIPTION	NO.	DESCRIPTION	NO.	DESCRIPTION	NO.	DESCRIPTION	NO.	DESCRIPTION	NO.	DESCRIPTION	NO.	DESCRIPTION
1	...	1	...	1	...	1	...	1	...	1	...	1	...	1	...
2	...	2	...	2	...	2	...	2	...	2	...	2	...	2	...
3	...	3	...	3	...	3	...	3	...	3	...	3	...	3	...
4	...	4	...	4	...	4	...	4	...	4	...	4	...	4	...
5	...	5	...	5	...	5	...	5	...	5	...	5	...	5	...
6	...	6	...	6	...	6	...	6	...	6	...	6	...	6	...
7	...	7	...	7	...	7	...	7	...	7	...	7	...	7	...
8	...	8	...	8	...	8	...	8	...	8	...	8	...	8	...
9	...	9	...	9	...	9	...	9	...	9	...	9	...	9	...
10	...	10	...	10	...	10	...	10	...	10	...	10	...	10	...



2000-05
 (SEE THE REVISION SHEET)
 (REVISED BY DATE, INITIALS AND BY)
 (REVISED BY DATE, INITIALS AND BY)

TACOMA POWER
 TACOMA PUBLIC UTILITIES

NO. SCALE
 NW05



SCHEDULE		SCHEDULE		SCHEDULE		SCHEDULE		SCHEDULE		SCHEDULE		SCHEDULE		SCHEDULE		SCHEDULE		SCHEDULE		SCHEDULE		SCHEDULE		SCHEDULE	
1	...	1	...	1	...	1	...	1	...	1	...	1	...	1	...	1	...	1	...	1	...	1	...	1	...

TACOMA POWER
TACOMA PUBLIC UTILITY DISTRICT

NO. SCALE

NW06

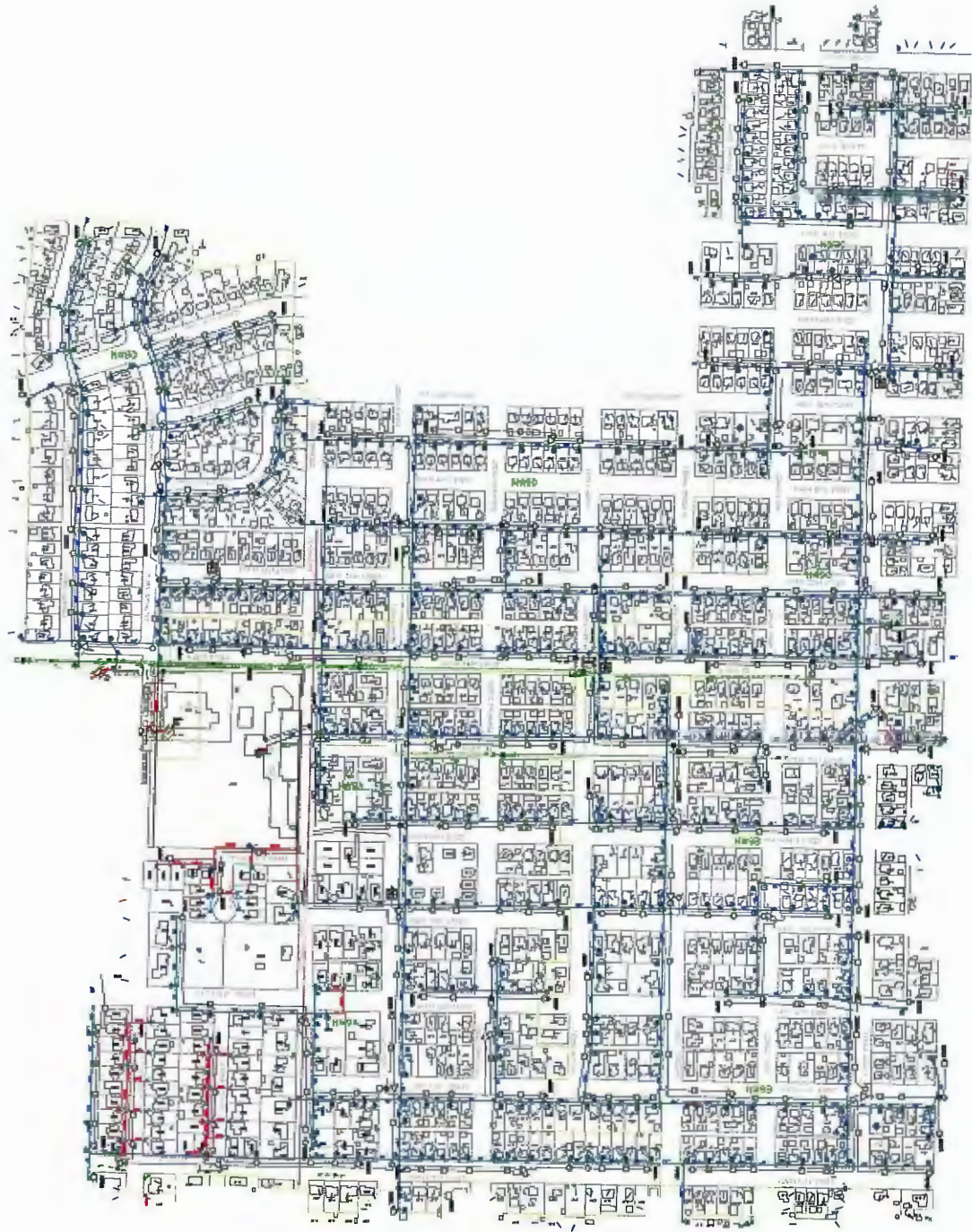


ASSEMBLY SYMBOLS		LAYOUT SYMBOLS		PILE SYMBOLS		RAC SYMBOLS		SPECIAL SYMBOLS		UNITS PASSED		PLANT STATISTICS	
1	...	1	...	1	...	1	...	1	...	1	...	1	...
2	...	2	...	2	...	2	...	2	...	2	...	2	...
3	...	3	...	3	...	3	...	3	...	3	...	3	...
4	...	4	...	4	...	4	...	4	...	4	...	4	...
5	...	5	...	5	...	5	...	5	...	5	...	5	...
6	...	6	...	6	...	6	...	6	...	6	...	6	...
7	...	7	...	7	...	7	...	7	...	7	...	7	...
8	...	8	...	8	...	8	...	8	...	8	...	8	...
9	...	9	...	9	...	9	...	9	...	9	...	9	...
10	...	10	...	10	...	10	...	10	...	10	...	10	...

↑ N

NOTES:
 1. SEE ALL AC CIRCUIT BREAKERS
 2. UNLESS OTHERWISE SPECIFIED
 3. ALL DIMENSIONS ARE IN FEET

TACOMA POWER
 PACIFIC NORTH WEST
 NWOB



PROPERTY		INVENTORY		EQUIPMENT		PUMP		TANK		VALVE		PIPE		WIRE		CABLE		CONDUIT		TRAY		LUMINAIRE		ELECTRICAL		MECHANICAL		PLUMBING		HVAC		FIRE		SAFETY		GENERAL	
1	...	1	...	1	...	1	...	1	...	1	...	1	...	1	...	1	...	1	...	1	...	1	...	1	...	1	...	1	...	1	...	1	...	1	...	1	...

TACOMA POWER
TACOMA POWER UTILITIES

N

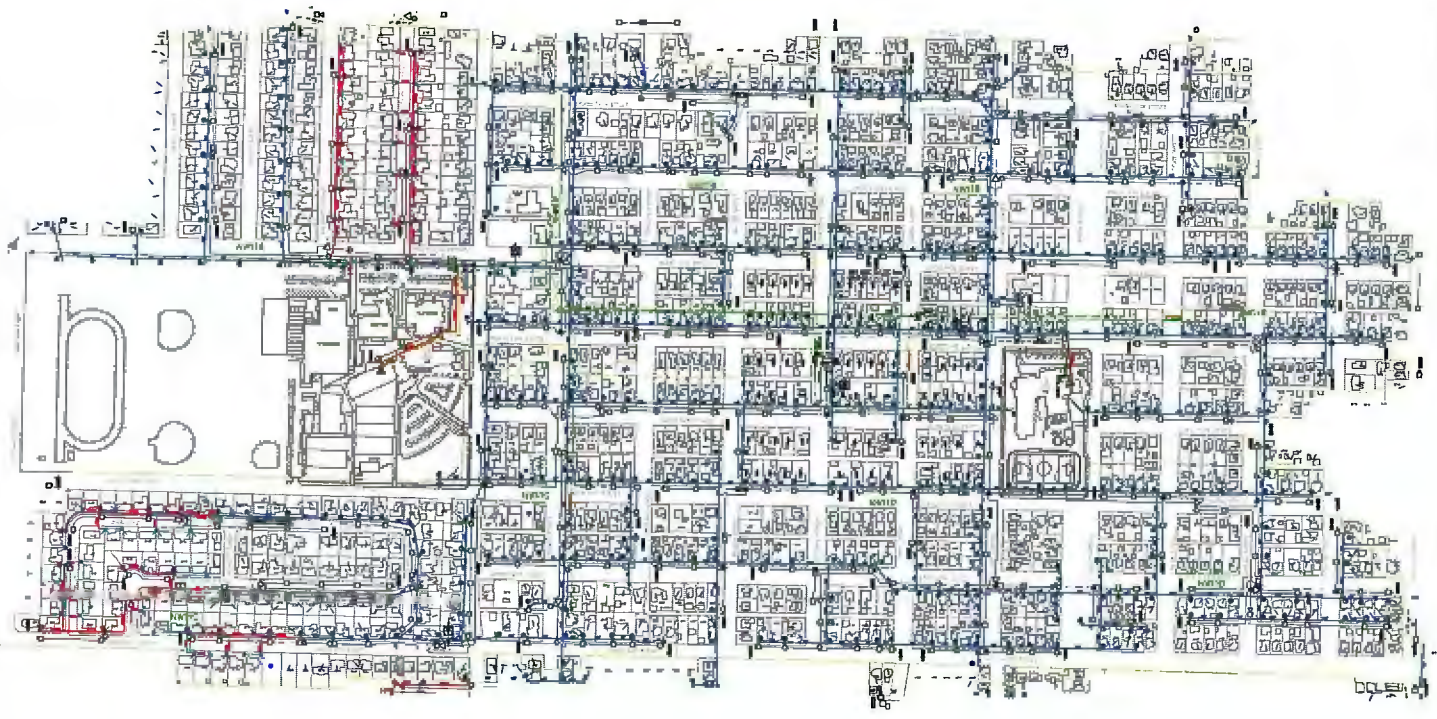
NO SCALE

NW09



ACCOUNTING		UNCOMMON		PLANT		PLANT		PLANT	
NO.	DESCRIPTION	NO.	DESCRIPTION	NO.	DESCRIPTION	NO.	DESCRIPTION	NO.	DESCRIPTION
1	...	1	...	1	...	1	...	1	...
2	...	2	...	2	...	2	...	2	...
3	...	3	...	3	...	3	...	3	...
4	...	4	...	4	...	4	...	4	...
5	...	5	...	5	...	5	...	5	...
6	...	6	...	6	...	6	...	6	...
7	...	7	...	7	...	7	...	7	...
8	...	8	...	8	...	8	...	8	...
9	...	9	...	9	...	9	...	9	...
10	...	10	...	10	...	10	...	10	...
11	...	11	...	11	...	11	...	11	...
12	...	12	...	12	...	12	...	12	...
13	...	13	...	13	...	13	...	13	...
14	...	14	...	14	...	14	...	14	...
15	...	15	...	15	...	15	...	15	...
16	...	16	...	16	...	16	...	16	...
17	...	17	...	17	...	17	...	17	...
18	...	18	...	18	...	18	...	18	...
19	...	19	...	19	...	19	...	19	...
20	...	20	...	20	...	20	...	20	...
21	...	21	...	21	...	21	...	21	...
22	...	22	...	22	...	22	...	22	...
23	...	23	...	23	...	23	...	23	...
24	...	24	...	24	...	24	...	24	...
25	...	25	...	25	...	25	...	25	...
26	...	26	...	26	...	26	...	26	...
27	...	27	...	27	...	27	...	27	...
28	...	28	...	28	...	28	...	28	...
29	...	29	...	29	...	29	...	29	...
30	...	30	...	30	...	30	...	30	...
31	...	31	...	31	...	31	...	31	...
32	...	32	...	32	...	32	...	32	...
33	...	33	...	33	...	33	...	33	...
34	...	34	...	34	...	34	...	34	...
35	...	35	...	35	...	35	...	35	...
36	...	36	...	36	...	36	...	36	...
37	...	37	...	37	...	37	...	37	...
38	...	38	...	38	...	38	...	38	...
39	...	39	...	39	...	39	...	39	...
40	...	40	...	40	...	40	...	40	...
41	...	41	...	41	...	41	...	41	...
42	...	42	...	42	...	42	...	42	...
43	...	43	...	43	...	43	...	43	...
44	...	44	...	44	...	44	...	44	...
45	...	45	...	45	...	45	...	45	...
46	...	46	...	46	...	46	...	46	...
47	...	47	...	47	...	47	...	47	...
48	...	48	...	48	...	48	...	48	...
49	...	49	...	49	...	49	...	49	...
50	...	50	...	50	...	50	...	50	...

TACOMA POWER
 TACOMA PUBLIC UTILITIES
 JOB NO.
 NO. SCALE
 NW10



SECTION	DESCRIPTION	UNIT	TYPE	STATUS	REMARKS
1
2
3
4
5
6
7
8
9
10
11
12
13
14
15
16
17
18
19
20
21
22
23
24
25
26
27
28
29
30

NORTH
 1:100
 SHEET NO. NW11
 OF 25 SHEETS
 TACOMA POWER PLANT

TACOMA POWER
 Tacoma Public Utilities
 NO SCALE
 NW11



BUSBAR PANELS		UNDERGROUND PANELS		PANEL PANELS		CUT PANELS		ELECTRICAL EQUIPMENT		LIMITS PASSED		PLANT STATISTICS	
NO.	DESCRIPTION	NO.	DESCRIPTION	NO.	DESCRIPTION	NO.	DESCRIPTION	NO.	DESCRIPTION	NO.	DESCRIPTION	NO.	DESCRIPTION
1	...	1	...	1	...	1	...	1	...	1	...	1	...
2	...	2	...	2	...	2	...	2	...	2	...	2	...
3	...	3	...	3	...	3	...	3	...	3	...	3	...
4	...	4	...	4	...	4	...	4	...	4	...	4	...
5	...	5	...	5	...	5	...	5	...	5	...	5	...
6	...	6	...	6	...	6	...	6	...	6	...	6	...
7	...	7	...	7	...	7	...	7	...	7	...	7	...
8	...	8	...	8	...	8	...	8	...	8	...	8	...
9	...	9	...	9	...	9	...	9	...	9	...	9	...
10	...	10	...	10	...	10	...	10	...	10	...	10	...
11	...	11	...	11	...	11	...	11	...	11	...	11	...
12	...	12	...	12	...	12	...	12	...	12	...	12	...
13	...	13	...	13	...	13	...	13	...	13	...	13	...
14	...	14	...	14	...	14	...	14	...	14	...	14	...
15	...	15	...	15	...	15	...	15	...	15	...	15	...
16	...	16	...	16	...	16	...	16	...	16	...	16	...
17	...	17	...	17	...	17	...	17	...	17	...	17	...
18	...	18	...	18	...	18	...	18	...	18	...	18	...
19	...	19	...	19	...	19	...	19	...	19	...	19	...
20	...	20	...	20	...	20	...	20	...	20	...	20	...
21	...	21	...	21	...	21	...	21	...	21	...	21	...
22	...	22	...	22	...	22	...	22	...	22	...	22	...
23	...	23	...	23	...	23	...	23	...	23	...	23	...
24	...	24	...	24	...	24	...	24	...	24	...	24	...
25	...	25	...	25	...	25	...	25	...	25	...	25	...
26	...	26	...	26	...	26	...	26	...	26	...	26	...
27	...	27	...	27	...	27	...	27	...	27	...	27	...
28	...	28	...	28	...	28	...	28	...	28	...	28	...
29	...	29	...	29	...	29	...	29	...	29	...	29	...
30	...	30	...	30	...	30	...	30	...	30	...	30	...
31	...	31	...	31	...	31	...	31	...	31	...	31	...
32	...	32	...	32	...	32	...	32	...	32	...	32	...
33	...	33	...	33	...	33	...	33	...	33	...	33	...
34	...	34	...	34	...	34	...	34	...	34	...	34	...
35	...	35	...	35	...	35	...	35	...	35	...	35	...
36	...	36	...	36	...	36	...	36	...	36	...	36	...
37	...	37	...	37	...	37	...	37	...	37	...	37	...
38	...	38	...	38	...	38	...	38	...	38	...	38	...
39	...	39	...	39	...	39	...	39	...	39	...	39	...
40	...	40	...	40	...	40	...	40	...	40	...	40	...
41	...	41	...	41	...	41	...	41	...	41	...	41	...
42	...	42	...	42	...	42	...	42	...	42	...	42	...
43	...	43	...	43	...	43	...	43	...	43	...	43	...
44	...	44	...	44	...	44	...	44	...	44	...	44	...
45	...	45	...	45	...	45	...	45	...	45	...	45	...
46	...	46	...	46	...	46	...	46	...	46	...	46	...
47	...	47	...	47	...	47	...	47	...	47	...	47	...
48	...	48	...	48	...	48	...	48	...	48	...	48	...
49	...	49	...	49	...	49	...	49	...	49	...	49	...
50	...	50	...	50	...	50	...	50	...	50	...	50	...



UNITS PASSED
 TOTAL PASSED
 TOTAL PASSED
 TOTAL PASSED

TACOMA POWER
 TACOMA PUBLIC UTILITIES

NO. SCALE

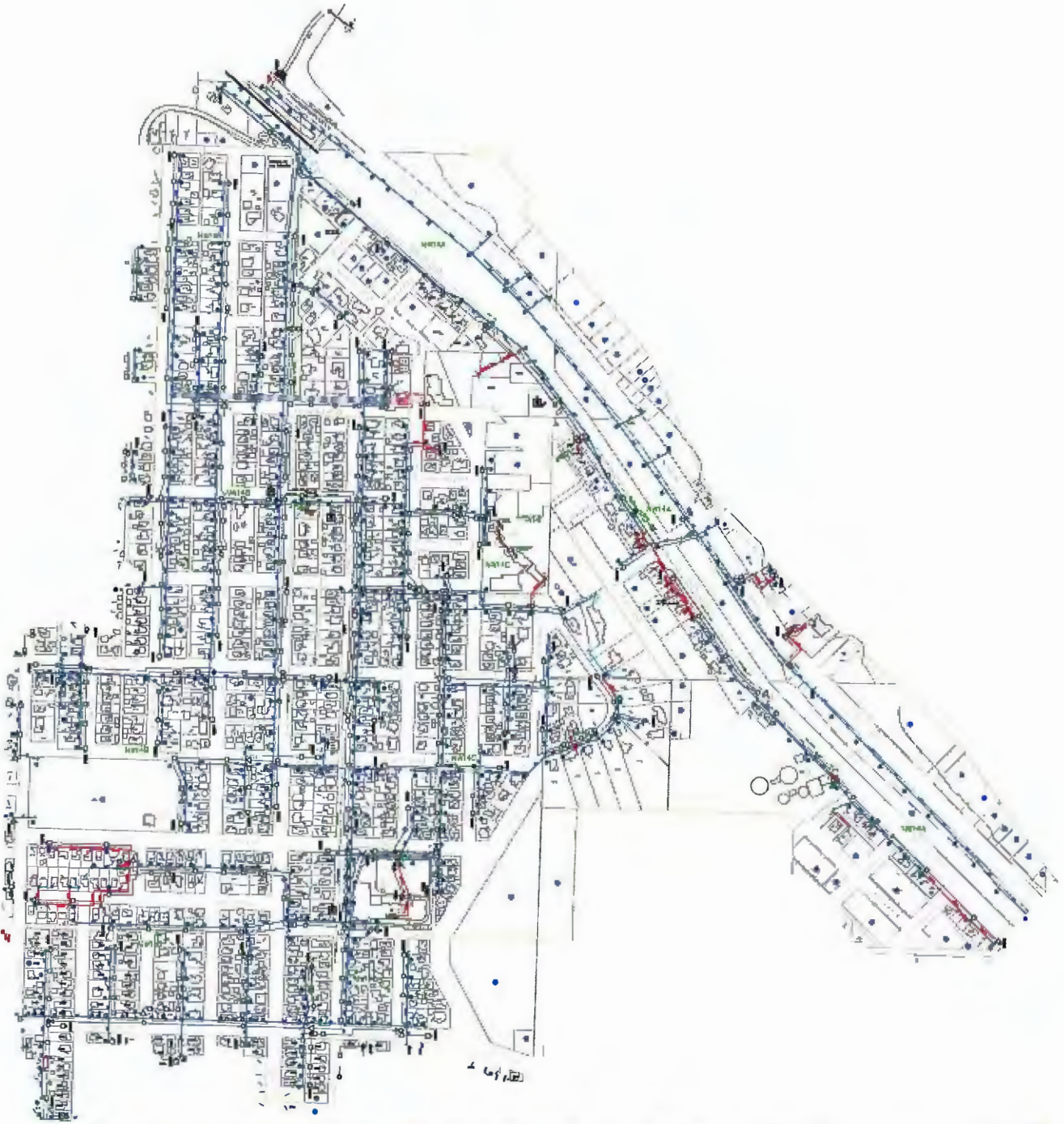
NW12



SECTION	DESCRIPTION	DATE	BY	CHKD	APP'D	REVISIONS	NOTES	UNITS PASSED	PLANT STATISTICS
1
2
3
4
5
6
7
8
9
10
11
12
13
14
15
16
17
18
19
20

TACOMA POWER
 PACIFIC PUBLIC UTILITIES
 2025 10 15 10:30 AM
 (01/15/25) (01/15/25)
 (01/15/25) (01/15/25)

TACOMA POWER
 PACIFIC PUBLIC UTILITIES
 NW13
 NO SCALE



SYSTEM SYMBOL		ACQUISITION SYMBOL		TAG SYMBOL		BAY SYMBOL	
1	...	2	...	3	...	4	...
5	...	6	...	7	...	8	...
9	...	10	...	11	...	12	...
13	...	14	...	15	...	16	...
17	...	18	...	19	...	20	...
21	...	22	...	23	...	24	...
25	...	26	...	27	...	28	...
29	...	30	...	31	...	32	...
33	...	34	...	35	...	36	...
37	...	38	...	39	...	40	...
41	...	42	...	43	...	44	...
45	...	46	...	47	...	48	...
49	...	50	...	51	...	52	...
53	...	54	...	55	...	56	...
57	...	58	...	59	...	60	...
61	...	62	...	63	...	64	...
65	...	66	...	67	...	68	...
69	...	70	...	71	...	72	...
73	...	74	...	75	...	76	...
77	...	78	...	79	...	80	...
81	...	82	...	83	...	84	...
85	...	86	...	87	...	88	...
89	...	90	...	91	...	92	...
93	...	94	...	95	...	96	...
97	...	98	...	99	...	100	...

TACOMA POWER
TACOMA PUBLIC UTILITIES

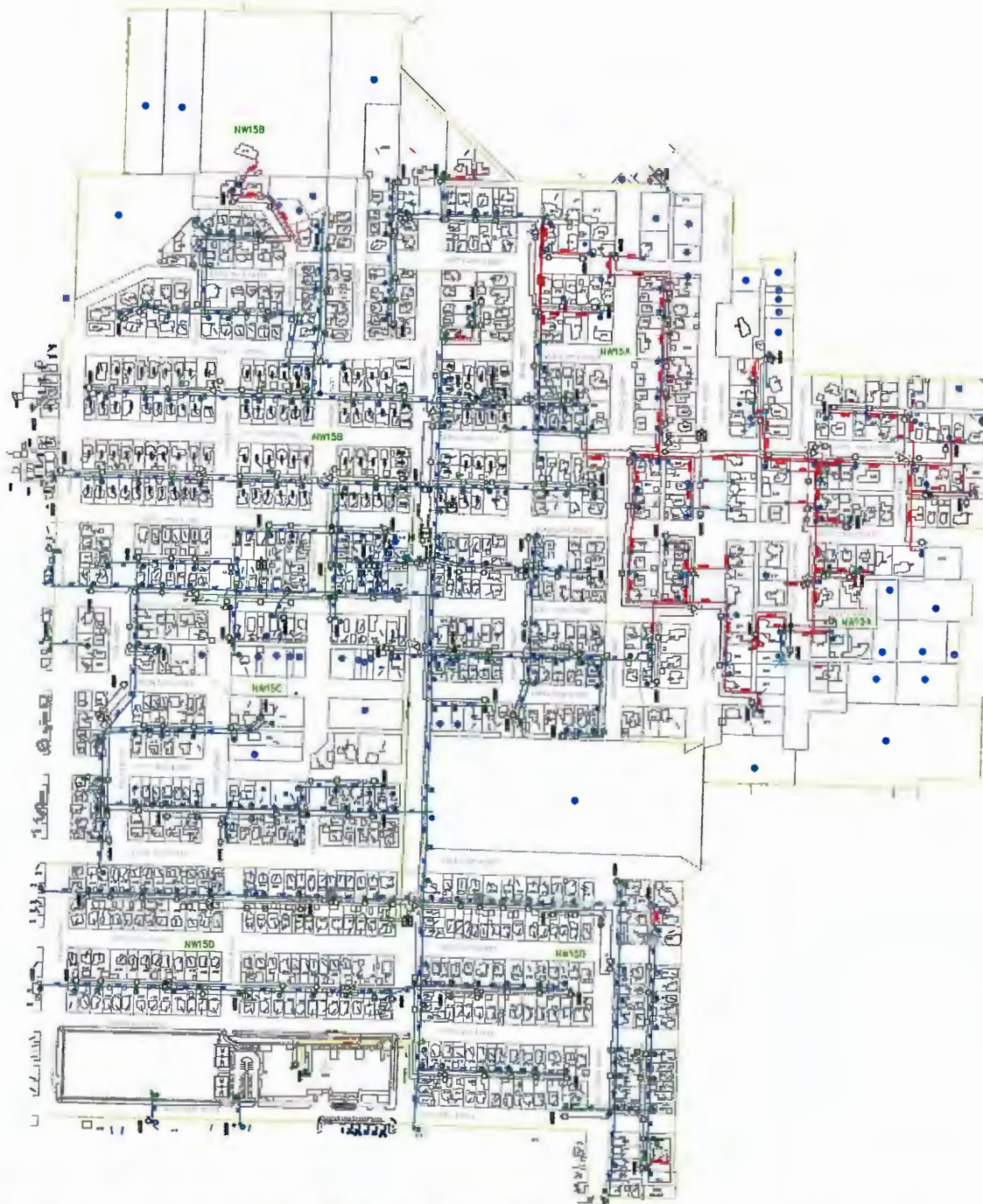
NO SCALE

NW14

UNITS PASSED

PLANT STATISTICS

NOTES



EQUIPMENT	DESCRIPTION	UNIT NO.	CIRCUIT	MISC. CODES	MISC. NOTES	UNIT STATUS		UNIT HISTORY				REMARKS	
						OPERATIONAL	INACTIVE	DATE	BY	REASON	DATE		BY

PLANT STATISTICS	
UNIT NO.	STATUS



TACOMA POWER
TACOMA PUBLIC UTILITIES

2014.03.10 15:30:00
 (M-1) OF 1024 (A-1) OF 1024
 PLAN/3/04/15/10/1024

NO SCALE

NW15



ASSET ID	ASSET NAME	ASSET TYPE	STATUS	DATE	LOCATION	REMARKS
NW16A	Street	Public	Active	2023-01-15	Block 1000	Asphalt
NW16B	Street	Public	Active	2023-01-15	Block 1000	Asphalt
NW16C	Street	Public	Active	2023-01-15	Block 1000	Asphalt
NW16D	Street	Public	Active	2023-01-15	Block 1000	Asphalt
NW16E	Street	Public	Active	2023-01-15	Block 1000	Asphalt
NW16F	Street	Public	Active	2023-01-15	Block 1000	Asphalt
NW16G	Street	Public	Active	2023-01-15	Block 1000	Asphalt
NW16H	Street	Public	Active	2023-01-15	Block 1000	Asphalt
NW16I	Street	Public	Active	2023-01-15	Block 1000	Asphalt
NW16J	Street	Public	Active	2023-01-15	Block 1000	Asphalt
NW16K	Street	Public	Active	2023-01-15	Block 1000	Asphalt
NW16L	Street	Public	Active	2023-01-15	Block 1000	Asphalt
NW16M	Street	Public	Active	2023-01-15	Block 1000	Asphalt
NW16N	Street	Public	Active	2023-01-15	Block 1000	Asphalt
NW16O	Street	Public	Active	2023-01-15	Block 1000	Asphalt
NW16P	Street	Public	Active	2023-01-15	Block 1000	Asphalt
NW16Q	Street	Public	Active	2023-01-15	Block 1000	Asphalt
NW16R	Street	Public	Active	2023-01-15	Block 1000	Asphalt
NW16S	Street	Public	Active	2023-01-15	Block 1000	Asphalt
NW16T	Street	Public	Active	2023-01-15	Block 1000	Asphalt
NW16U	Street	Public	Active	2023-01-15	Block 1000	Asphalt
NW16V	Street	Public	Active	2023-01-15	Block 1000	Asphalt
NW16W	Street	Public	Active	2023-01-15	Block 1000	Asphalt
NW16X	Street	Public	Active	2023-01-15	Block 1000	Asphalt
NW16Y	Street	Public	Active	2023-01-15	Block 1000	Asphalt
NW16Z	Street	Public	Active	2023-01-15	Block 1000	Asphalt

UNIT ID	UNIT NAME	UNIT TYPE	STATUS	DATE	LOCATION	REMARKS
U1	Unit 101	Residential	Active	2023-01-15	Block 1000	Gas
U2	Unit 102	Residential	Active	2023-01-15	Block 1000	Gas
U3	Unit 103	Residential	Active	2023-01-15	Block 1000	Gas
U4	Unit 104	Residential	Active	2023-01-15	Block 1000	Gas
U5	Unit 105	Residential	Active	2023-01-15	Block 1000	Gas
U6	Unit 106	Residential	Active	2023-01-15	Block 1000	Gas
U7	Unit 107	Residential	Active	2023-01-15	Block 1000	Gas
U8	Unit 108	Residential	Active	2023-01-15	Block 1000	Gas
U9	Unit 109	Residential	Active	2023-01-15	Block 1000	Gas
U10	Unit 110	Residential	Active	2023-01-15	Block 1000	Gas

TACOMA POWER
TACOMA PUBLIC UTILITIES

NO SCALE

NW16



APPROXIMATE		INTERMEDIATE		POLE		SAP		SINGLE PHASE		THREE PHASE		UNITS PASSED		PLANT STATISTICS			
NO.	DESCRIPTION	NO.	DESCRIPTION	NO.	DESCRIPTION	NO.	DESCRIPTION	NO.	DESCRIPTION	NO.	DESCRIPTION	NO.	DESCRIPTION	NO.	DESCRIPTION		
1	1-1000V	2	2-2000V	3	3-3500V	4	4-5000V	5	5-7500V	6	6-11KV	7	7-17KV	8	8-25KV	9	9-33KV
10	10-40KV	11	11-50KV	12	12-60KV	13	13-75KV	14	14-100KV	15	15-138KV	16	16-170KV	17	17-220KV	18	18-345KV

NORTH
 SHEET NO.
 DRAWING NO.
 DATE

TACOMA POWER
 PUBLIC PUBLIC UTILITIES
 NO SCALE
 NW17



ADDITIONAL SYMBOLS		ADDITIONAL SYMBOLS		ADDITIONAL SYMBOLS		ADDITIONAL SYMBOLS		ADDITIONAL SYMBOLS		ADDITIONAL SYMBOLS		ADDITIONAL SYMBOLS	
[Symbol]	[Description]	[Symbol]	[Description]	[Symbol]	[Description]	[Symbol]	[Description]	[Symbol]	[Description]	[Symbol]	[Description]	[Symbol]	[Description]
[Symbol]	[Description]	[Symbol]	[Description]	[Symbol]	[Description]	[Symbol]	[Description]	[Symbol]	[Description]	[Symbol]	[Description]	[Symbol]	[Description]
[Symbol]	[Description]	[Symbol]	[Description]	[Symbol]	[Description]	[Symbol]	[Description]	[Symbol]	[Description]	[Symbol]	[Description]	[Symbol]	[Description]
[Symbol]	[Description]	[Symbol]	[Description]	[Symbol]	[Description]	[Symbol]	[Description]	[Symbol]	[Description]	[Symbol]	[Description]	[Symbol]	[Description]
[Symbol]	[Description]	[Symbol]	[Description]	[Symbol]	[Description]	[Symbol]	[Description]	[Symbol]	[Description]	[Symbol]	[Description]	[Symbol]	[Description]

UNITS PASSED

UNIT	Q1	Q2	Q3	Q4
...

TACOMA POWER
TACOMA PUBLIC UTILITIES

DATE: _____

NO SCALE

NWB8



MATERIAL SYMBOLS		MECHANICAL SYMBOLS		P&E SYMBOLS		S&P SYMBOLS		MISC SYMBOLS		UNITS PASSED		PLANT STATISTICS	
1	2	3	4	5	6	7	8	9	10	11	12	13	14
...



TACOMA POWER
 TACOMA PUBLIC UTILITIES

NO SCALE

NW19



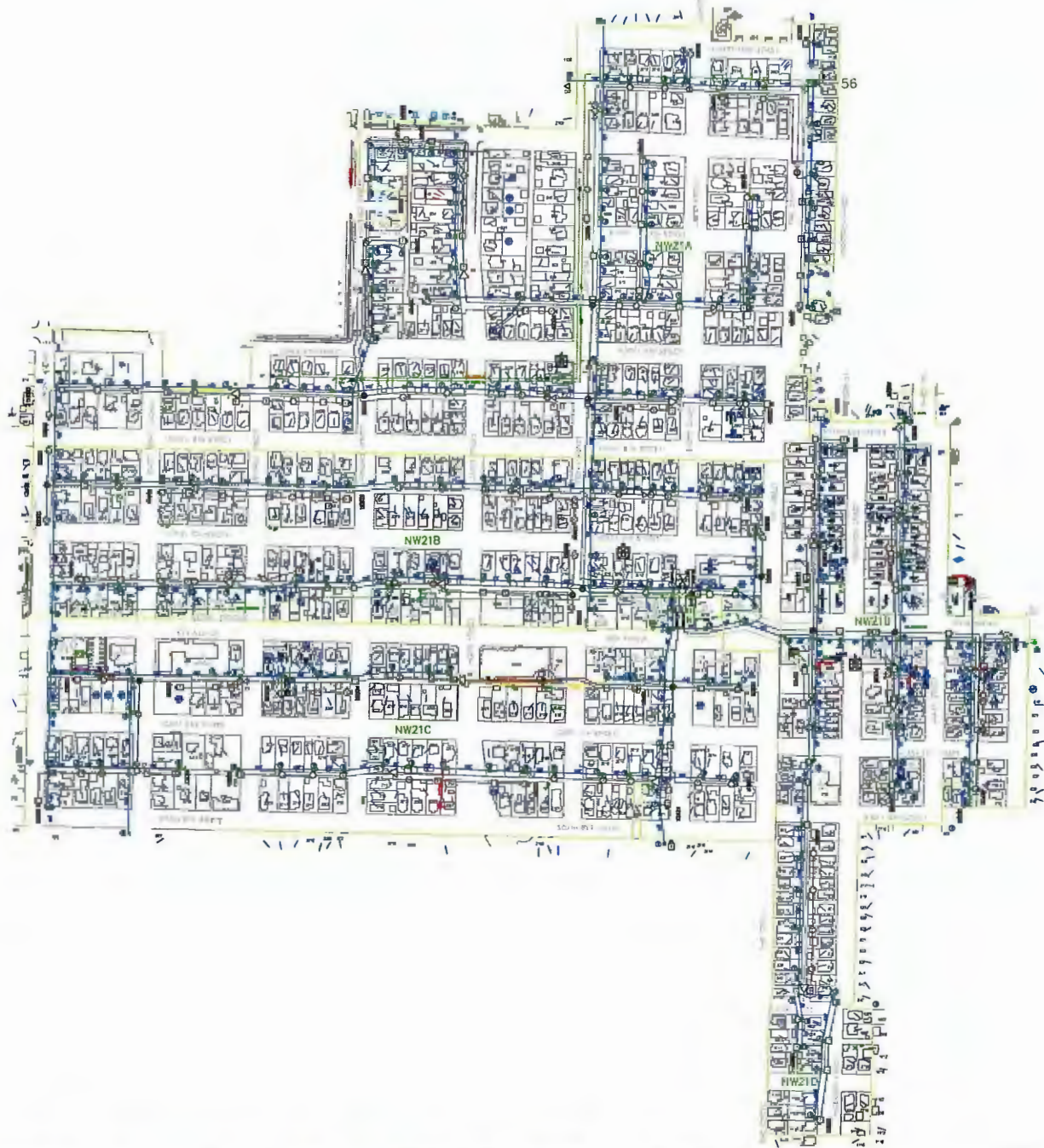
ITEM	DESCRIPTION	UNIT	STATUS	DATE	BY	VALVE		PUMP		MOTOR		ELECTRICAL		PLANT	
						TYPE	SIZE	TYPE	SIZE	TYPE	SIZE	TYPE	SIZE	TYPE	SIZE
1
2
3
4
5
6
7
8
9
10

TACOMA POWER
TACOMA PUBLIC UTILITY

NO SCALE

NW20

DRAWN BY: [Name]
 CHECKED BY: [Name]
 DATE: [Date]



GENERAL SYMBOLS		CHECKED SYMBOLS		NEW SYMBOLS		OLD SYMBOLS		UTILITY SYMBOLS		UNITS PASSED		PLANT STATISTICS	
1	Water Main	2	Water Main	3	Water Main	4	Water Main	5	Water Main	6	Water Main	7	Water Main
8	Water Main	9	Water Main	10	Water Main	11	Water Main	12	Water Main	13	Water Main	14	Water Main
15	Water Main	16	Water Main	17	Water Main	18	Water Main	19	Water Main	20	Water Main	21	Water Main
22	Water Main	23	Water Main	24	Water Main	25	Water Main	26	Water Main	27	Water Main	28	Water Main
29	Water Main	30	Water Main	31	Water Main	32	Water Main	33	Water Main	34	Water Main	35	Water Main
36	Water Main	37	Water Main	38	Water Main	39	Water Main	40	Water Main	41	Water Main	42	Water Main
43	Water Main	44	Water Main	45	Water Main	46	Water Main	47	Water Main	48	Water Main	49	Water Main
50	Water Main	51	Water Main	52	Water Main	53	Water Main	54	Water Main	55	Water Main	56	Water Main
57	Water Main	58	Water Main	59	Water Main	60	Water Main	61	Water Main	62	Water Main	63	Water Main
64	Water Main	65	Water Main	66	Water Main	67	Water Main	68	Water Main	69	Water Main	70	Water Main
71	Water Main	72	Water Main	73	Water Main	74	Water Main	75	Water Main	76	Water Main	77	Water Main
78	Water Main	79	Water Main	80	Water Main	81	Water Main	82	Water Main	83	Water Main	84	Water Main
85	Water Main	86	Water Main	87	Water Main	88	Water Main	89	Water Main	90	Water Main	91	Water Main
92	Water Main	93	Water Main	94	Water Main	95	Water Main	96	Water Main	97	Water Main	98	Water Main
99	Water Main	100	Water Main	101	Water Main	102	Water Main	103	Water Main	104	Water Main	105	Water Main

1. GENERAL SYMBOLS
 2. CHECKED SYMBOLS
 3. NEW SYMBOLS
 4. OLD SYMBOLS
 5. UTILITY SYMBOLS
 6. UNITS PASSED
 7. PLANT STATISTICS

TACOMA POWER
 TACOMA PUBLIC UTILITIES
 1000 1ST AVE
 TACOMA, WA 98402
 (206) 861-1234
 FAX (206) 861-1235
 WWW.TACOMAPOWER.COM
 NO SCALE
 NW21



APPENDIX TABLE	LEGEND TABLE	FILE SYMBOLS	MAP SYMBOLS	WIRE SYMBOLS	PLANT SYMBOLS	UNITS PASSED	PLANT STATISTICS
1. 1000	1. 1000	1. 1000	1. 1000	1. 1000	1. 1000	1. 1000	1. 1000
2. 1000	2. 1000	2. 1000	2. 1000	2. 1000	2. 1000	2. 1000	2. 1000
3. 1000	3. 1000	3. 1000	3. 1000	3. 1000	3. 1000	3. 1000	3. 1000
4. 1000	4. 1000	4. 1000	4. 1000	4. 1000	4. 1000	4. 1000	4. 1000
5. 1000	5. 1000	5. 1000	5. 1000	5. 1000	5. 1000	5. 1000	5. 1000
6. 1000	6. 1000	6. 1000	6. 1000	6. 1000	6. 1000	6. 1000	6. 1000
7. 1000	7. 1000	7. 1000	7. 1000	7. 1000	7. 1000	7. 1000	7. 1000
8. 1000	8. 1000	8. 1000	8. 1000	8. 1000	8. 1000	8. 1000	8. 1000
9. 1000	9. 1000	9. 1000	9. 1000	9. 1000	9. 1000	9. 1000	9. 1000
10. 1000	10. 1000	10. 1000	10. 1000	10. 1000	10. 1000	10. 1000	10. 1000

UNITS PASSED

PLANT STATISTICS

NOTES:

1. 1000

2. 1000

3. 1000

4. 1000

5. 1000

6. 1000

7. 1000

8. 1000

9. 1000

10. 1000

TACOMA POWER
 PACIFIC POWER UTILITIES

NO SCALE

NW22



MEDIUM PRESSURE		HIGH PRESSURE		TANKS		PIPE		VALVES		EQUIPMENT		WELDS		INSTRUMENTATION		ELECTRICAL		STRUCTURE	
1	2	3	4	5	6	7	8	9	10	11	12	13	14	15	16	17	18	19	20
21	22	23	24	25	26	27	28	29	30	31	32	33	34	35	36	37	38	39	40



DATE: 11/19/73
 DRAWN BY: J. B. HARRIS
 CHECKED BY: J. B. HARRIS
 APPROVED BY: J. B. HARRIS

TACOMA POWER
 PULASKI PLANT

PROJECT NO.	
NO. SCALE	
NW23	



NO.	DESCRIPTION	UNIT	STATUS	DATE	BY	REMARKS
1
2
3
4
5
6
7
8
9
10
11
12
13
14
15
16
17
18
19
20
21
22
23
24
25
26
27
28
29
30
31
32
33
34
35
36
37
38
39
40
41
42
43
44
45
46
47
48
49
50

UNITS PASSED
 PLANT STATISTICS
 TACOMA POWER
 PACIFIC NORTH WESTERN
 NW24

TACOMA POWER
 PACIFIC NORTH WESTERN
 NW24



GENERAL SYMBOLS		MATERIALS SYMBOLS		PIPE SYMBOLS		VALVE SYMBOLS		ELECTRICAL SYMBOLS		UNITS PASSED		PLANT STATISTICS	
1	...	1	...	1	...	1	...	1	...	1	...	1	...
2	...	2	...	2	...	2	...	2	...	2	...	2	...
3	...	3	...	3	...	3	...	3	...	3	...	3	...
4	...	4	...	4	...	4	...	4	...	4	...	4	...
5	...	5	...	5	...	5	...	5	...	5	...	5	...
6	...	6	...	6	...	6	...	6	...	6	...	6	...
7	...	7	...	7	...	7	...	7	...	7	...	7	...
8	...	8	...	8	...	8	...	8	...	8	...	8	...
9	...	9	...	9	...	9	...	9	...	9	...	9	...
10	...	10	...	10	...	10	...	10	...	10	...	10	...

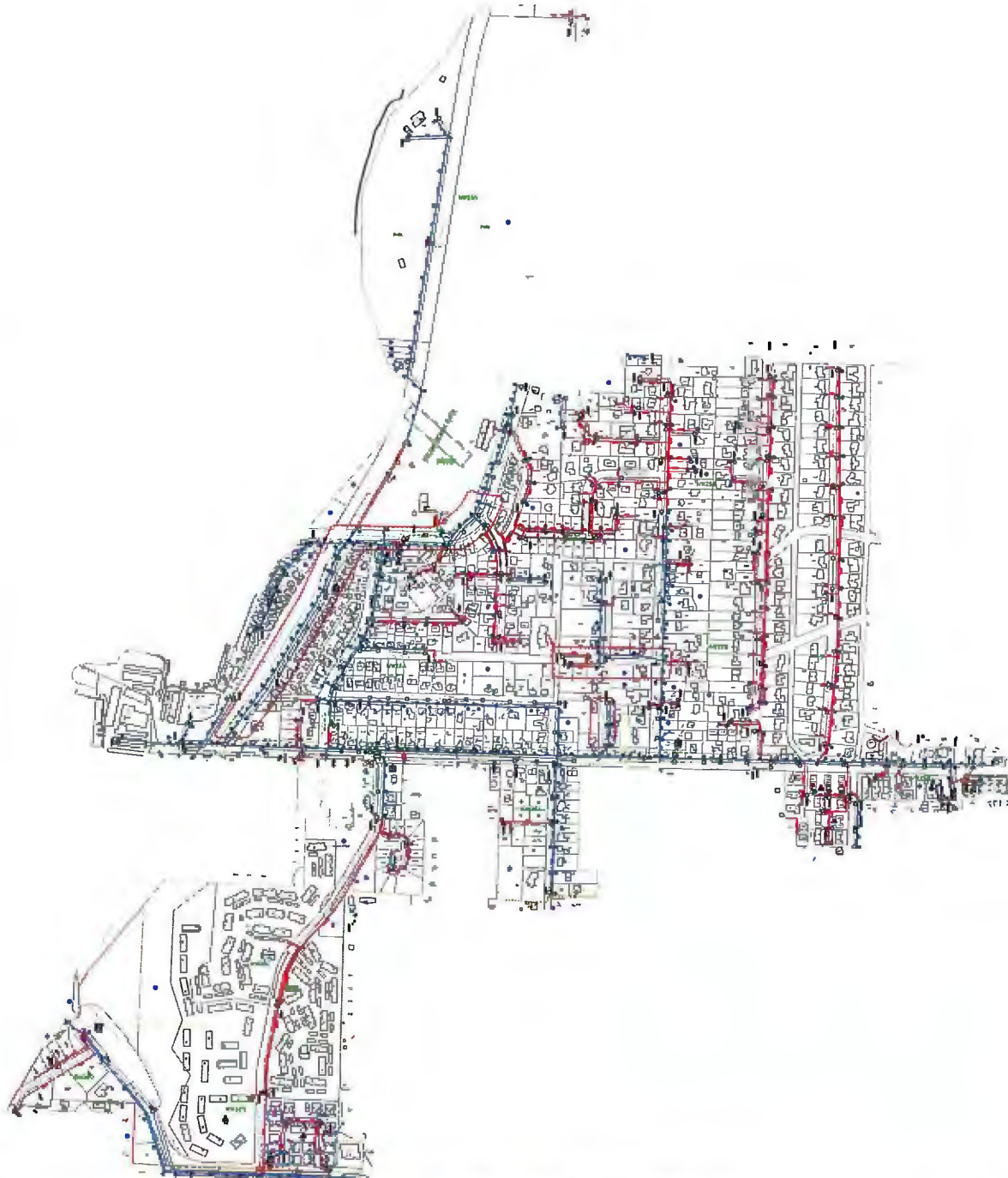


NOTES:
 1. SEE ALL DIMENSIONS IN THIS DRAWING.
 2. ALL DIMENSIONS ARE IN FEET AND INCHES.
 3. UNLESS OTHERWISE SPECIFIED, ALL DIMENSIONS ARE TO THE CENTERLINE OF THE PIPE OR STRUCTURE.

TACOMA POWER
 TACOMA PUBLIC UTILITIES

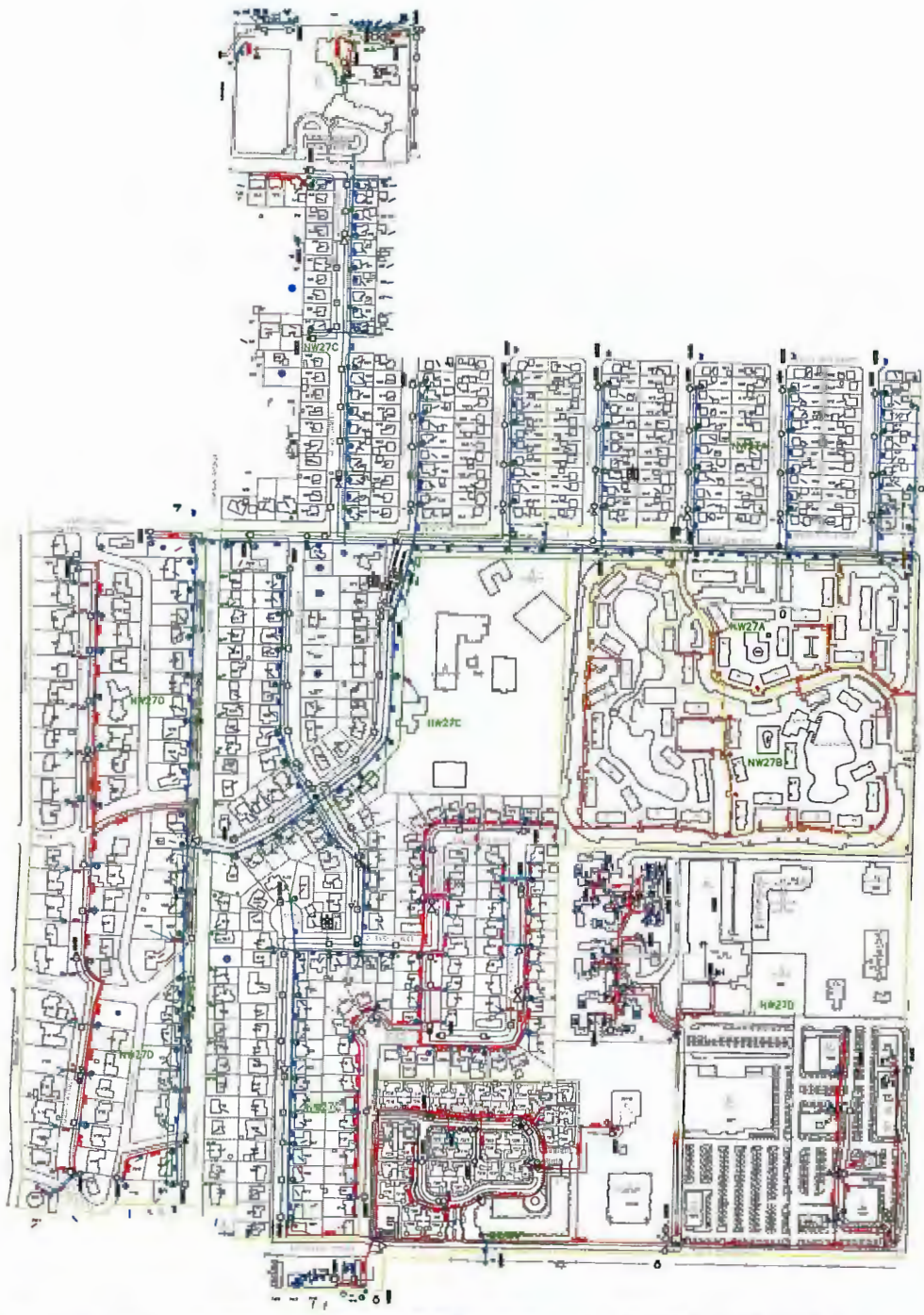
NO. SCALE

NW25



NO.	DESCRIPTION	UNIT	STATUS	DATE	BY	REVISIONS	NOTES
1
2
3
4
5
6
7
8
9
10

UNITS PASSED
 PLANT STATISTICS
 TACOMA POWER
 TACOMA PUBLIC UTILITIES
 NW26

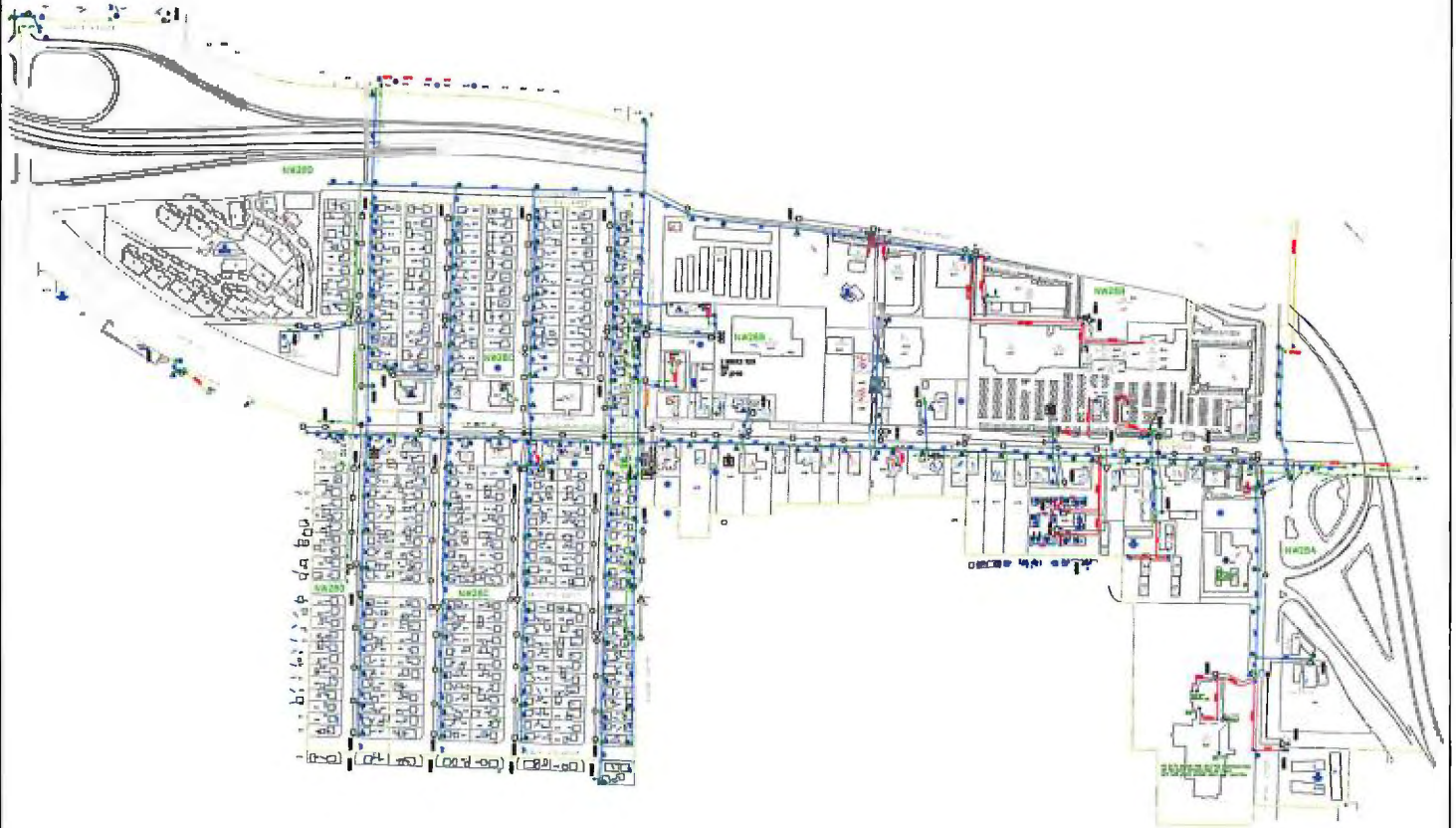


HYDROLOGICAL DATA		WATER SUPPLY		WATER DEMAND		WATER TREATMENT		WATER DISTRIBUTION		WATER CONSUMPTION		WATER LOSS		WATER STORAGE		WATER RESOURCES		WATER QUALITY		WATER MANAGEMENT	
1	2	3	4	5	6	7	8	9	10	11	12	13	14	15	16	17	18	19	20	21	22
...

TACOMA POWER
 TACOMA PUBLIC UTILITIES
 1000 1ST AVENUE, TACOMA, WA 98402
 (206) 461-1111
 FAX (206) 461-1111

TACOMA POWER
 TACOMA PUBLIC UTILITIES
 1000 1ST AVENUE, TACOMA, WA 98402
 (206) 461-1111
 FAX (206) 461-1111

NW27



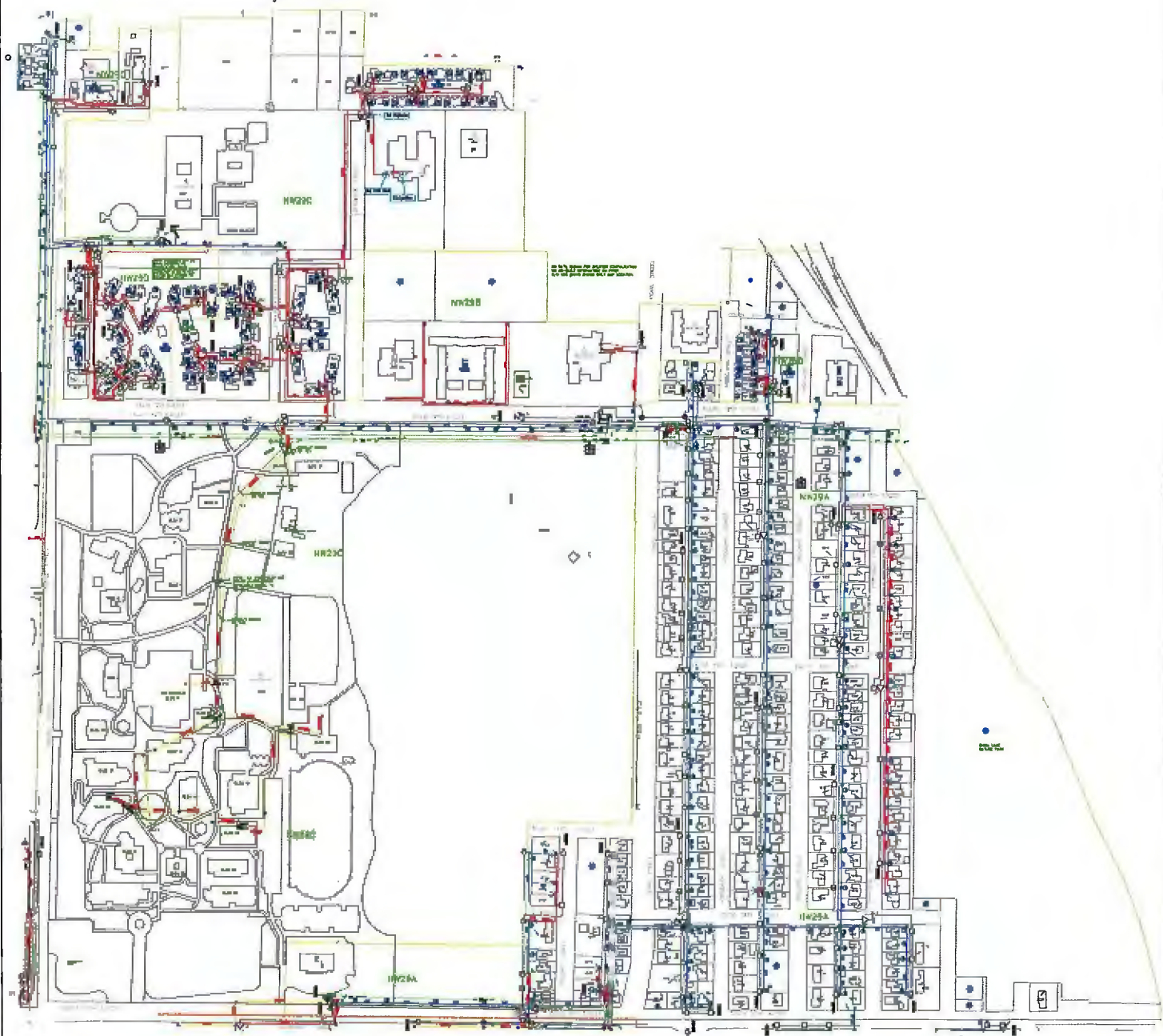
NO.	DESCRIPTION	UNIT	STATUS	REMARKS
1	UNIT 1	ON	OK	
2	UNIT 2	ON	OK	
3	UNIT 3	ON	OK	
4	UNIT 4	ON	OK	
5	CONDENSER	ON	OK	
6	PUMP	ON	OK	
7	TANK	ON	OK	
8	PIPE	ON	OK	
9	VALVE	ON	OK	
10	WIRE	ON	OK	
11	CONTROL	ON	OK	
12	GENERATOR	ON	OK	
13	TRANSFORMER	ON	OK	
14	COOLING	ON	OK	
15	EXHAUST	ON	OK	
16	WATER	ON	OK	
17	STEAM	ON	OK	
18	CONDENSATE	ON	OK	
19	HEATING	ON	OK	
20	VENTILATION	ON	OK	
21	ILLUMINATION	ON	OK	
22	POWER	ON	OK	
23	GROUNDING	ON	OK	
24	SAFETY	ON	OK	
25	EMERGENCY	ON	OK	
26	STOP	ON	OK	
27	START	ON	OK	
28	RESET	ON	OK	
29	TEST	ON	OK	
30	MAINTENANCE	ON	OK	
31	REPAIR	ON	OK	
32	REPLACE	ON	OK	
33	INSTALL	ON	OK	
34	REMOVE	ON	OK	
35	ADJUST	ON	OK	
36	ALIGN	ON	OK	
37	LEVEL	ON	OK	
38	TIGHTEN	ON	OK	
39	LOOSEN	ON	OK	
40	PAINT	ON	OK	
41	WASH	ON	OK	
42	CLEAN	ON	OK	
43	INSPECT	ON	OK	
44	REPORT	ON	OK	
45	RECORD	ON	OK	
46	ANALYZE	ON	OK	
47	DIAGNOSE	ON	OK	
48	TROUBLESHOOT	ON	OK	
49	PREVENT	ON	OK	
50	IMPROVE	ON	OK	

UNIT	STATUS	REMARKS
UNIT 1	ON	OK
UNIT 2	ON	OK
UNIT 3	ON	OK
UNIT 4	ON	OK
CONDENSER	ON	OK
PUMP	ON	OK
TANK	ON	OK
PIPE	ON	OK
VALVE	ON	OK
WIRE	ON	OK
CONTROL	ON	OK
GENERATOR	ON	OK
TRANSFORMER	ON	OK
COOLING	ON	OK
EXHAUST	ON	OK
WATER	ON	OK
STEAM	ON	OK
CONDENSATE	ON	OK
HEATING	ON	OK
VENTILATION	ON	OK
ILLUMINATION	ON	OK
POWER	ON	OK
GROUNDING	ON	OK
SAFETY	ON	OK
EMERGENCY	ON	OK
STOP	ON	OK
START	ON	OK
RESET	ON	OK
TEST	ON	OK
MAINTENANCE	ON	OK
REPAIR	ON	OK
REPLACE	ON	OK
INSTALL	ON	OK
REMOVE	ON	OK
ADJUST	ON	OK
ALIGN	ON	OK
LEVEL	ON	OK
TIGHTEN	ON	OK
LOOSEN	ON	OK
PAINT	ON	OK
WASH	ON	OK
CLEAN	ON	OK
INSPECT	ON	OK
REPORT	ON	OK
RECORD	ON	OK
ANALYZE	ON	OK
DIAGNOSE	ON	OK
TROUBLESHOOT	ON	OK
PREVENT	ON	OK
IMPROVE	ON	OK

TACOMA POWER
TACOMA PUBLIC UTILITIES

PROJECT NO. 100-100000-000000
DATE: 10/10/2010
SCALE: AS SHOWN

NW28



HYDRO-PANELS		ELECTRICAL PANELS		PUMP PANELS		VALVE PANELS		UNIT PANELS		UNITS PASSED		PLANT STATISTICS	
1	...	1	...	1	...	1	...	1	...	1	...	1	...
2	...	2	...	2	...	2	...	2	...	2	...	2	...
3	...	3	...	3	...	3	...	3	...	3	...	3	...
4	...	4	...	4	...	4	...	4	...	4	...	4	...
5	...	5	...	5	...	5	...	5	...	5	...	5	...
6	...	6	...	6	...	6	...	6	...	6	...	6	...
7	...	7	...	7	...	7	...	7	...	7	...	7	...
8	...	8	...	8	...	8	...	8	...	8	...	8	...
9	...	9	...	9	...	9	...	9	...	9	...	9	...
10	...	10	...	10	...	10	...	10	...	10	...	10	...

NORTH

TACOMA POWER
 Tacoma Public Utilities
 NW29
 NO SCALE



GENERAL		MATERIALS		PIPE		VALVES		ELECTRICAL		MECHANICAL		PLANT STATISTICS	
1	STEEL	2	CONCRETE	3	PIPE	4	VALVE	5	ELECTRICAL	6	MECHANICAL	7	PLANT STATISTICS
8	STEEL	9	CONCRETE	10	PIPE	11	VALVE	12	ELECTRICAL	13	MECHANICAL	14	PLANT STATISTICS
15	STEEL	16	CONCRETE	17	PIPE	18	VALVE	19	ELECTRICAL	20	MECHANICAL	21	PLANT STATISTICS
22	STEEL	23	CONCRETE	24	PIPE	25	VALVE	26	ELECTRICAL	27	MECHANICAL	28	PLANT STATISTICS
29	STEEL	30	CONCRETE	31	PIPE	32	VALVE	33	ELECTRICAL	34	MECHANICAL	35	PLANT STATISTICS
36	STEEL	37	CONCRETE	38	PIPE	39	VALVE	40	ELECTRICAL	41	MECHANICAL	42	PLANT STATISTICS
43	STEEL	44	CONCRETE	45	PIPE	46	VALVE	47	ELECTRICAL	48	MECHANICAL	49	PLANT STATISTICS
50	STEEL	51	CONCRETE	52	PIPE	53	VALVE	54	ELECTRICAL	55	MECHANICAL	56	PLANT STATISTICS
57	STEEL	58	CONCRETE	59	PIPE	60	VALVE	61	ELECTRICAL	62	MECHANICAL	63	PLANT STATISTICS
64	STEEL	65	CONCRETE	66	PIPE	67	VALVE	68	ELECTRICAL	69	MECHANICAL	70	PLANT STATISTICS
71	STEEL	72	CONCRETE	73	PIPE	74	VALVE	75	ELECTRICAL	76	MECHANICAL	77	PLANT STATISTICS
78	STEEL	79	CONCRETE	80	PIPE	81	VALVE	82	ELECTRICAL	83	MECHANICAL	84	PLANT STATISTICS
85	STEEL	86	CONCRETE	87	PIPE	88	VALVE	89	ELECTRICAL	90	MECHANICAL	91	PLANT STATISTICS
92	STEEL	93	CONCRETE	94	PIPE	95	VALVE	96	ELECTRICAL	97	MECHANICAL	98	PLANT STATISTICS
99	STEEL	100	CONCRETE	101	PIPE	102	VALVE	103	ELECTRICAL	104	MECHANICAL	105	PLANT STATISTICS

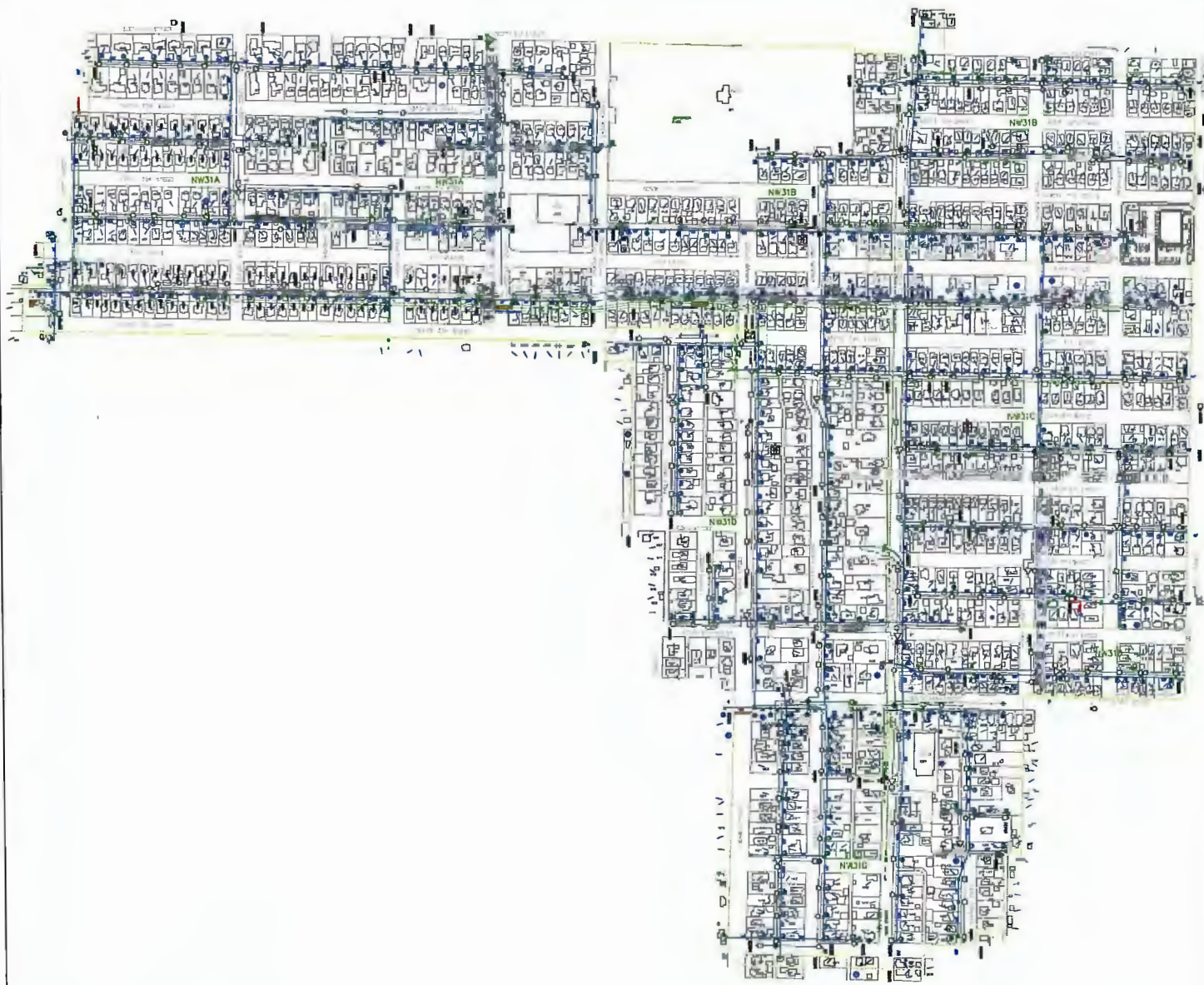


GENERAL
 1/8" = 1'-0" (VERTICAL)
 1/4" = 1'-0" (HORIZONTAL)
 1/8" = 1'-0" (HORIZONTAL)

TACOMA POWER
 TACOMA PUBLIC UTILITIES

NO SCALE

NW30



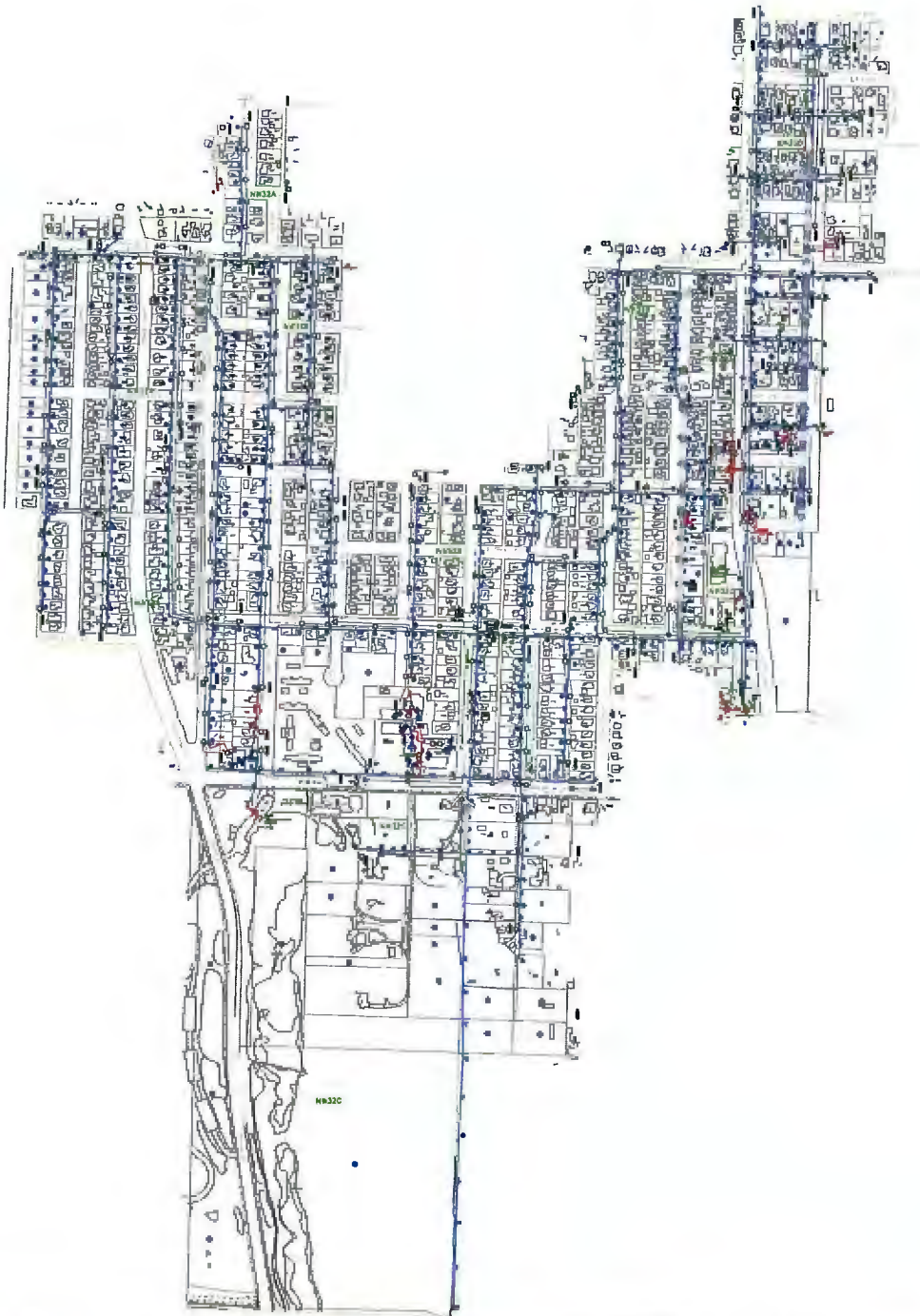
ACCESS PANELS		MECHANICAL PANELS		ELECTRICAL PANELS		ELEVATOR PANELS		ELEVATOR SHAFTS		ELEVATOR CARS		ELEVATOR MOTORS		ELEVATOR CONTROLS		ELEVATOR SAFETY		ELEVATOR MAINTENANCE		ELEVATOR EMERGENCY		ELEVATOR PASSENGER		ELEVATOR SERVICE		ELEVATOR INSPECTION		ELEVATOR REPAIR		ELEVATOR REPLACEMENT		ELEVATOR MODIFICATION		ELEVATOR UPGRADE		ELEVATOR RENEWAL		ELEVATOR DEMOLITION	
1	...	1	...	1	...	1	...	1	...	1	...	1	...	1	...	1	...	1	...	1	...	1	...	1	...	1	...	1	...	1	...	1	...	1	...	1	...	1	...

UNITS PASSED		PLANT STATISTICS	
1	...	1	...

TACOMA POWER
ESCAPE PLAN - NW31

NO SCALE

NW31



MECHANICAL SYMBOLS		ELECTRICAL SYMBOLS		PIPE SYMBOLS		GAS SYMBOLS		WATER SYMBOLS		PLANT SYMBOLS		PLANT STATISTICS	
1	...	1	...	1	...	1	...	1	...	1	...	1	...
2	...	2	...	2	...	2	...	2	...	2	...	2	...
3	...	3	...	3	...	3	...	3	...	3	...	3	...
4	...	4	...	4	...	4	...	4	...	4	...	4	...
5	...	5	...	5	...	5	...	5	...	5	...	5	...
6	...	6	...	6	...	6	...	6	...	6	...	6	...
7	...	7	...	7	...	7	...	7	...	7	...	7	...
8	...	8	...	8	...	8	...	8	...	8	...	8	...
9	...	9	...	9	...	9	...	9	...	9	...	9	...
10	...	10	...	10	...	10	...	10	...	10	...	10	...



DATE: 10/15/77
 DRAWN BY: J. W. BROWN
 CHECKED BY: J. W. BROWN

TACOMA POWER
 1960-65 PUBLIC UTILITIES

NO SCALE

NW32

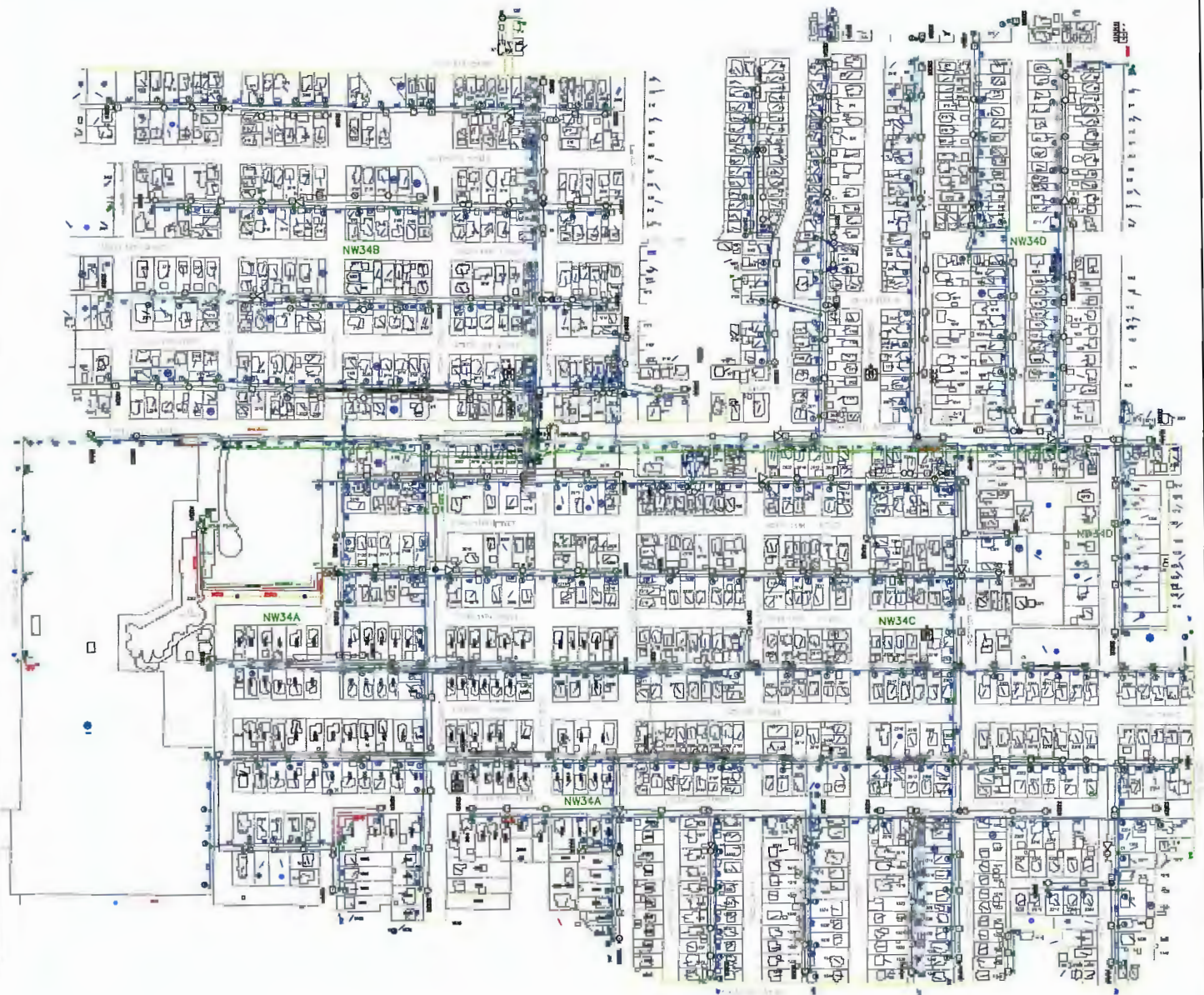


GENERAL		ELECTRICAL		PUMP		PIPE		VALVE		TANK		STRUCTURE		EQUIPMENT		UNIT		STATISTICS	
1	...	1	...	1	...	1	...	1	...	1	...	1	...	1	...	1	...	1	...
2	...	2	...	2	...	2	...	2	...	2	...	2	...	2	...	2	...	2	...
3	...	3	...	3	...	3	...	3	...	3	...	3	...	3	...	3	...	3	...
4	...	4	...	4	...	4	...	4	...	4	...	4	...	4	...	4	...	4	...
5	...	5	...	5	...	5	...	5	...	5	...	5	...	5	...	5	...	5	...
6	...	6	...	6	...	6	...	6	...	6	...	6	...	6	...	6	...	6	...
7	...	7	...	7	...	7	...	7	...	7	...	7	...	7	...	7	...	7	...
8	...	8	...	8	...	8	...	8	...	8	...	8	...	8	...	8	...	8	...
9	...	9	...	9	...	9	...	9	...	9	...	9	...	9	...	9	...	9	...
10	...	10	...	10	...	10	...	10	...	10	...	10	...	10	...	10	...	10	...

TACOMA POWER
 Tacoma Public Utilities

AS SCALE

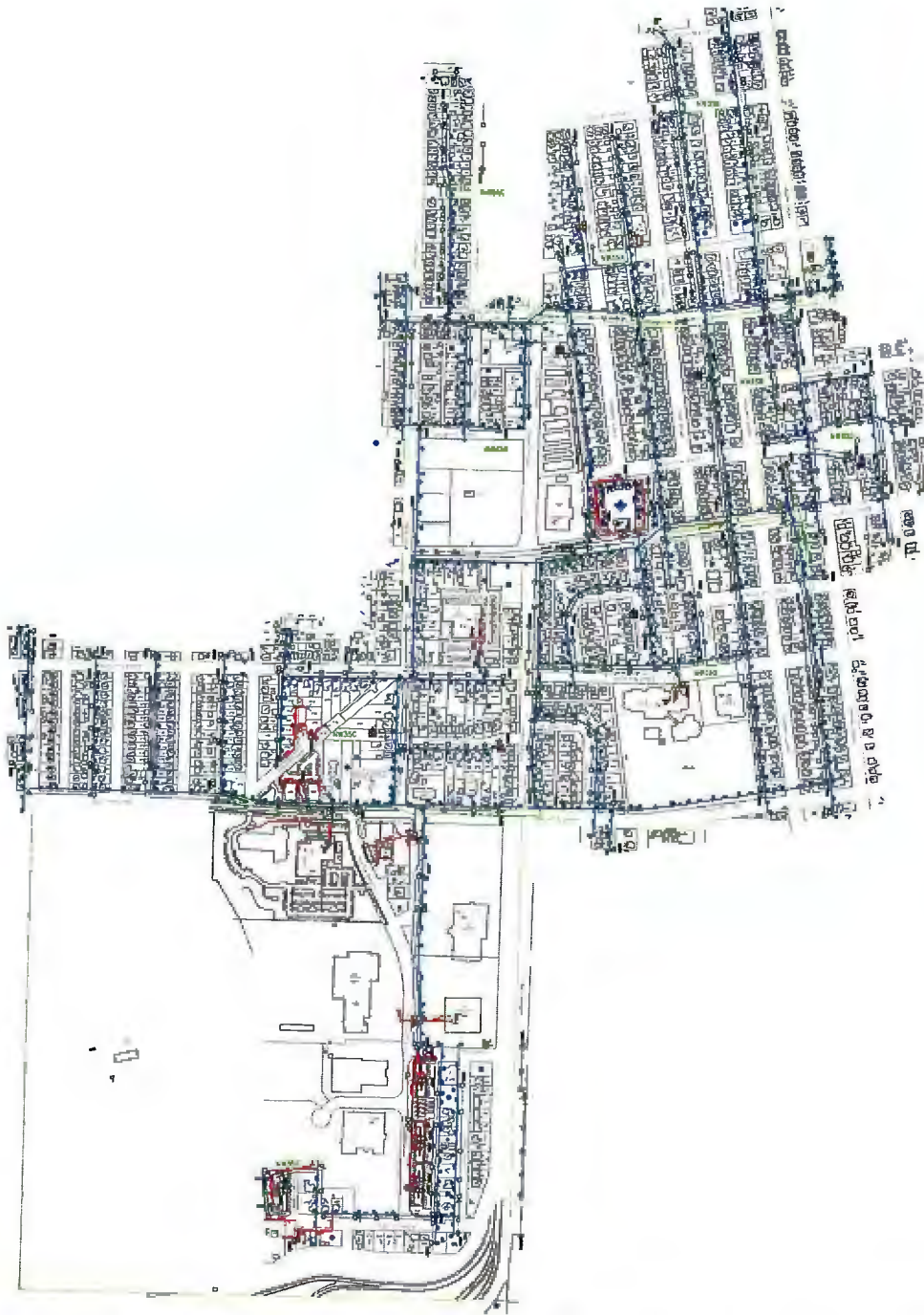
NOTES:
 1. SEE SHEET NW33-1 FOR
 2. SEE SHEET NW33-2 FOR
 3. SEE SHEET NW33-3 FOR



GENERAL		ELECTRICAL		MECHANICAL		PLUMBING		HVAC		NOTES		PLANT STATISTICS	
1	...	1	...	1	...	1	...	1	...	1	...	1	...
2	...	2	...	2	...	2	...	2	...	2	...	2	...
3	...	3	...	3	...	3	...	3	...	3	...	3	...
4	...	4	...	4	...	4	...	4	...	4	...	4	...
5	...	5	...	5	...	5	...	5	...	5	...	5	...
6	...	6	...	6	...	6	...	6	...	6	...	6	...
7	...	7	...	7	...	7	...	7	...	7	...	7	...
8	...	8	...	8	...	8	...	8	...	8	...	8	...
9	...	9	...	9	...	9	...	9	...	9	...	9	...
10	...	10	...	10	...	10	...	10	...	10	...	10	...

TACOMA POWER
 TACOMA PUBLIC UTILITIES

NO SCALE
 NW34



NO.	DESCRIPTION	UNIT	STATUS	DATE	PUMP DATA		MOTOR DATA		ELECTRICAL DATA		MECHANICAL DATA		PLANT STATISTICS	
					TYPE	SIZE	HP	EFF.	VOLTS	AMPS	TYPE	SIZE	TYPE	SIZE
1
2
3
4
5
6
7
8
9
10



DATE: 11/15/11
 DRAWN BY: J. B. ...
 CHECKED BY: ...

TACOMA POWER
 TACOMA PUBLIC UTILITIES

NO SCALE

NW35



EQUIPMENT		MATERIALS		PIPE		WIRE		ELECTRICAL		PLANT STATISTICS	
NO.	DESCRIPTION	NO.	DESCRIPTION	NO.	DESCRIPTION	NO.	DESCRIPTION	NO.	DESCRIPTION	NO.	DESCRIPTION
1	...	1	...	1	...	1	...	1	...	1	...
2	...	2	...	2	...	2	...	2	...	2	...
3	...	3	...	3	...	3	...	3	...	3	...
4	...	4	...	4	...	4	...	4	...	4	...
5	...	5	...	5	...	5	...	5	...	5	...
6	...	6	...	6	...	6	...	6	...	6	...
7	...	7	...	7	...	7	...	7	...	7	...
8	...	8	...	8	...	8	...	8	...	8	...
9	...	9	...	9	...	9	...	9	...	9	...
10	...	10	...	10	...	10	...	10	...	10	...

NOTES:
 1. ALL DIMENSIONS ARE IN FEET AND INCHES.
 2. ALL DIMENSIONS ARE TO CENTER UNLESS OTHERWISE NOTED.
 3. ALL DIMENSIONS ARE TO FACE UNLESS OTHERWISE NOTED.
 4. ALL DIMENSIONS ARE TO CENTER UNLESS OTHERWISE NOTED.
 5. ALL DIMENSIONS ARE TO FACE UNLESS OTHERWISE NOTED.

TACOMA POWER
 REGIONS PUBLIC UTILITIES

NO SCALE

NW36



UNIT	TYPE	STATUS	DATE	REMARKS
1
2
3
4
5
6
7
8
9
10
11
12
13
14
15
16
17
18
19
20
21
22
23
24
25
26
27
28
29
30
31
32
33
34
35
36
37
38
39
40
41
42
43
44
45
46
47
48
49
50

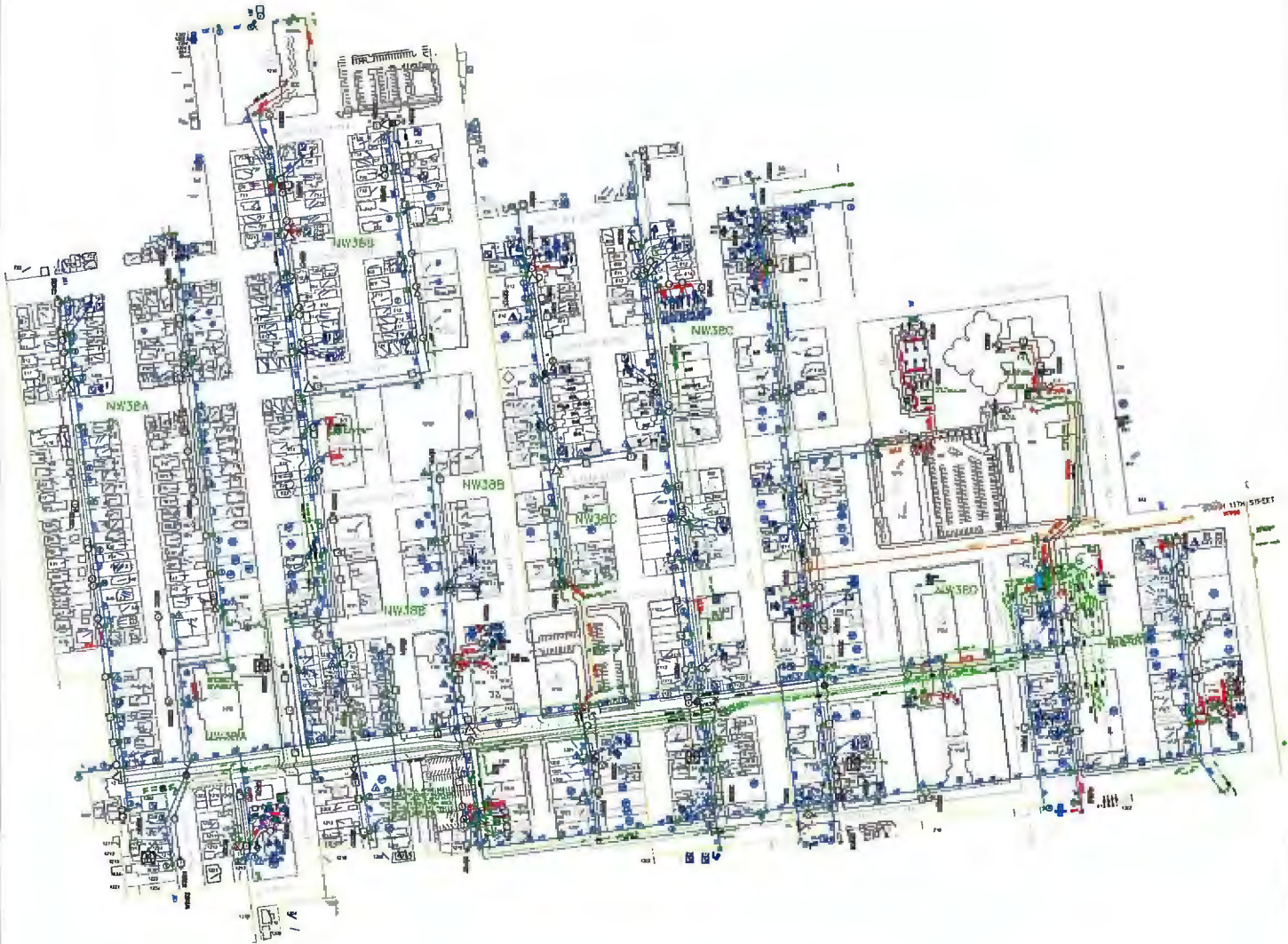


UNLESS
NOTED OTHERWISE ALL DIMENSIONS
ARE IN FEET AND INCHES
UNLESS NOTED OTHERWISE

TACOMA POWER
TACOMA PUBLIC UTILITIES

NO SCALE

NW37



GENERAL NOTES		UTILITY SYMBOLS		MATERIALS		MOUNTING		MOUNTING		MOUNTING		MOUNTING		MOUNTING		MOUNTING		MOUNTING		MOUNTING		MOUNTING	
1	...	1	...	1	...	1	...	1	...	1	...	1	...	1	...	1	...	1	...	1	...	1	...

UNITS PASSED		PLANT STATISTICS	
...

TACOMA POWER
TACOMA PUBLIC UTILITIES

NO SCALE

NW38



NO.	DESCRIPTION	UNIT	STATUS	DATE	BY	REVISION
1
2
3
4
5
6
7
8
9
10

UNITS PASSED
 PLANT STATISTICS
 TACOMA POWER
 TACOMA PUBLIC UTILITIES

TACOMA POWER
 TACOMA PUBLIC UTILITIES
 NO SCALE
 NW39



ADDRESS	MARKING	FILE	NEW	REVISIONS	UNITS PASSED	PLANT STATISTICS
1	1	1	1	1	1	1
2	2	2	2	2	2	2
3	3	3	3	3	3	3
4	4	4	4	4	4	4
5	5	5	5	5	5	5
6	6	6	6	6	6	6
7	7	7	7	7	7	7
8	8	8	8	8	8	8
9	9	9	9	9	9	9
10	10	10	10	10	10	10
11	11	11	11	11	11	11
12	12	12	12	12	12	12
13	13	13	13	13	13	13
14	14	14	14	14	14	14
15	15	15	15	15	15	15
16	16	16	16	16	16	16
17	17	17	17	17	17	17
18	18	18	18	18	18	18
19	19	19	19	19	19	19
20	20	20	20	20	20	20
21	21	21	21	21	21	21
22	22	22	22	22	22	22
23	23	23	23	23	23	23
24	24	24	24	24	24	24
25	25	25	25	25	25	25
26	26	26	26	26	26	26
27	27	27	27	27	27	27
28	28	28	28	28	28	28
29	29	29	29	29	29	29
30	30	30	30	30	30	30
31	31	31	31	31	31	31
32	32	32	32	32	32	32
33	33	33	33	33	33	33
34	34	34	34	34	34	34
35	35	35	35	35	35	35
36	36	36	36	36	36	36
37	37	37	37	37	37	37
38	38	38	38	38	38	38
39	39	39	39	39	39	39
40	40	40	40	40	40	40
41	41	41	41	41	41	41
42	42	42	42	42	42	42
43	43	43	43	43	43	43
44	44	44	44	44	44	44
45	45	45	45	45	45	45
46	46	46	46	46	46	46
47	47	47	47	47	47	47
48	48	48	48	48	48	48
49	49	49	49	49	49	49
50	50	50	50	50	50	50
51	51	51	51	51	51	51
52	52	52	52	52	52	52
53	53	53	53	53	53	53
54	54	54	54	54	54	54
55	55	55	55	55	55	55
56	56	56	56	56	56	56
57	57	57	57	57	57	57
58	58	58	58	58	58	58
59	59	59	59	59	59	59
60	60	60	60	60	60	60
61	61	61	61	61	61	61
62	62	62	62	62	62	62
63	63	63	63	63	63	63
64	64	64	64	64	64	64
65	65	65	65	65	65	65
66	66	66	66	66	66	66
67	67	67	67	67	67	67
68	68	68	68	68	68	68
69	69	69	69	69	69	69
70	70	70	70	70	70	70
71	71	71	71	71	71	71
72	72	72	72	72	72	72
73	73	73	73	73	73	73
74	74	74	74	74	74	74
75	75	75	75	75	75	75
76	76	76	76	76	76	76
77	77	77	77	77	77	77
78	78	78	78	78	78	78
79	79	79	79	79	79	79
80	80	80	80	80	80	80
81	81	81	81	81	81	81
82	82	82	82	82	82	82
83	83	83	83	83	83	83
84	84	84	84	84	84	84
85	85	85	85	85	85	85
86	86	86	86	86	86	86
87	87	87	87	87	87	87
88	88	88	88	88	88	88
89	89	89	89	89	89	89
90	90	90	90	90	90	90
91	91	91	91	91	91	91
92	92	92	92	92	92	92
93	93	93	93	93	93	93
94	94	94	94	94	94	94
95	95	95	95	95	95	95
96	96	96	96	96	96	96
97	97	97	97	97	97	97
98	98	98	98	98	98	98
99	99	99	99	99	99	99
100	100	100	100	100	100	100

TACOMA POWER
 Tacoma Public Utilities
 1000 1st Avenue
 Tacoma, WA 98401
 (206) 835-4000
 FAX (206) 835-4001
 WWW.TACOMAPUBLICUTILITIES.COM

TACOMA POWER	
Tacoma Public Utilities	
NO. SCALE	DATE
NW40	



NO.	DESCRIPTION	UNIT	STATUS	DATE
1
2
3
4
5
6
7
8
9
10
11
12
13
14
15
16
17
18
19
20
21
22
23
24
25
26
27
28
29
30
31
32
33
34
35
36
37
38
39
40
41
42
43
44
45
46
47
48
49
50

UNITS PASSED

PLANT STATISTICS

NO. 101
 10/10/10 10:10:10
 10/10/10 10:10:10
 10/10/10 10:10:10

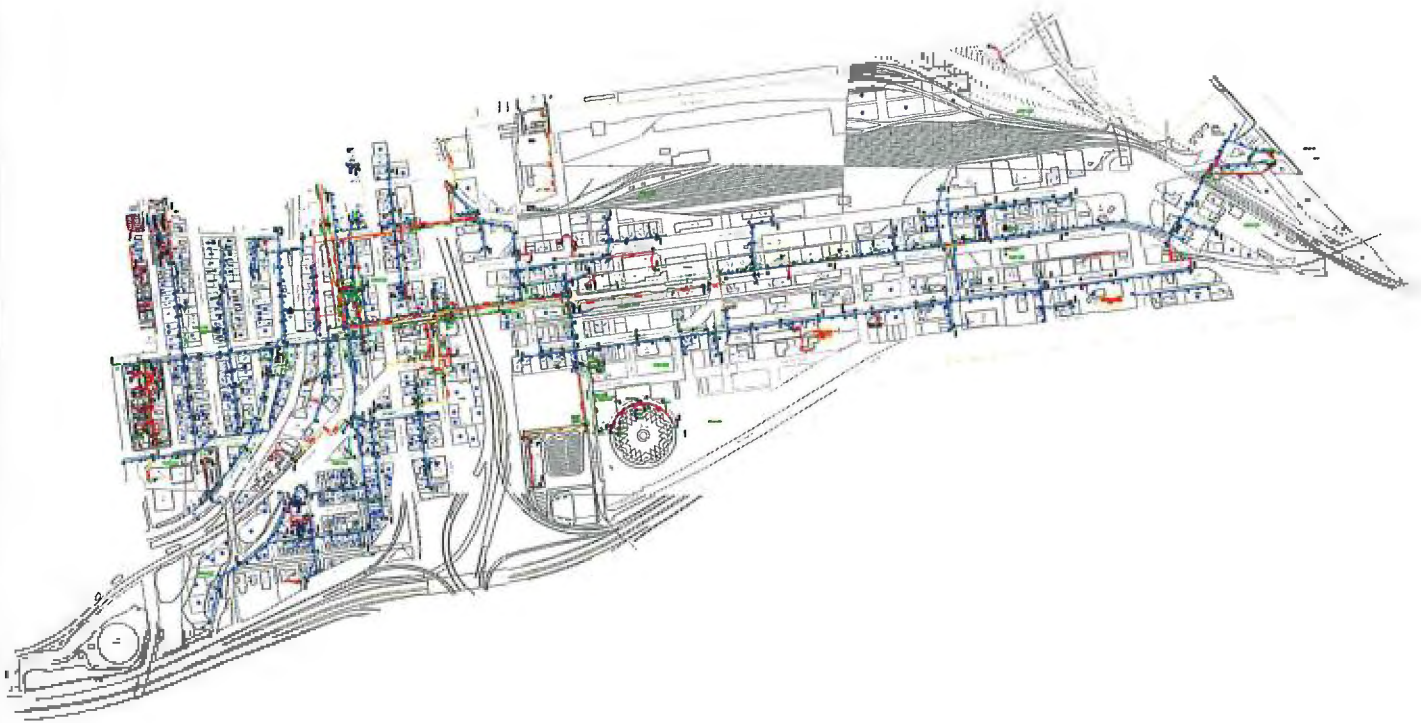


TACOMA POWER
 SEWER PUBLIC UTILITIES

NO. 101

NO SCALE

NW41



NO.	DESCRIPTION	NO.	DESCRIPTION	NO.	DESCRIPTION	NO.	DESCRIPTION	NO.	DESCRIPTION	NO.	DESCRIPTION	NO.	DESCRIPTION	NO.	DESCRIPTION	NO.	DESCRIPTION	NO.	DESCRIPTION	NO.	DESCRIPTION
1	...	2	...	3	...	4	...	5	...	6	...	7	...	8	...	9	...	10	...	11	...

UNITS PASSED

PLANT STATISTICS

NOTES

...

TACOMA POWER
SOUTHERN PUBLIC UTILITIES

NO SCALE

NW42



NO.	REVISION SYMBOL	DESCRIPTION SYMBOL	DATE	BY	CHKD.	APP'D.	REVISIONS
1							
2							
3							
4							
5							
6							
7							
8							
9							
10							
11							
12							
13							
14							
15							
16							
17							
18							
19							
20							
21							
22							
23							
24							
25							
26							
27							
28							
29							
30							
31							
32							
33							
34							
35							
36							
37							
38							
39							
40							
41							
42							
43							
44							
45							
46							
47							
48							
49							
50							
51							
52							
53							
54							
55							
56							
57							
58							
59							
60							
61							
62							
63							
64							
65							
66							
67							
68							
69							
70							
71							
72							
73							
74							
75							
76							
77							
78							
79							
80							
81							
82							
83							
84							
85							
86							
87							
88							
89							
90							
91							
92							
93							
94							
95							
96							
97							
98							
99							
100							

UNITS PASSED

PLANT STATISTICS

NOTES

1. 2" MINIMUM CLEARANCE

2. 4" MINIMUM CLEARANCE

3. 6" MINIMUM CLEARANCE

4. 8" MINIMUM CLEARANCE

5. 10" MINIMUM CLEARANCE

6. 12" MINIMUM CLEARANCE

7. 14" MINIMUM CLEARANCE

8. 16" MINIMUM CLEARANCE

9. 18" MINIMUM CLEARANCE

10. 20" MINIMUM CLEARANCE

11. 22" MINIMUM CLEARANCE

12. 24" MINIMUM CLEARANCE

13. 26" MINIMUM CLEARANCE

14. 28" MINIMUM CLEARANCE

15. 30" MINIMUM CLEARANCE

16. 32" MINIMUM CLEARANCE

17. 34" MINIMUM CLEARANCE

18. 36" MINIMUM CLEARANCE

19. 38" MINIMUM CLEARANCE

20. 40" MINIMUM CLEARANCE

21. 42" MINIMUM CLEARANCE

22. 44" MINIMUM CLEARANCE

23. 46" MINIMUM CLEARANCE

24. 48" MINIMUM CLEARANCE

25. 50" MINIMUM CLEARANCE

26. 52" MINIMUM CLEARANCE

27. 54" MINIMUM CLEARANCE

28. 56" MINIMUM CLEARANCE

29. 58" MINIMUM CLEARANCE

30. 60" MINIMUM CLEARANCE

31. 62" MINIMUM CLEARANCE

32. 64" MINIMUM CLEARANCE

33. 66" MINIMUM CLEARANCE

34. 68" MINIMUM CLEARANCE

35. 70" MINIMUM CLEARANCE

36. 72" MINIMUM CLEARANCE

37. 74" MINIMUM CLEARANCE

38. 76" MINIMUM CLEARANCE

39. 78" MINIMUM CLEARANCE

40. 80" MINIMUM CLEARANCE

41. 82" MINIMUM CLEARANCE

42. 84" MINIMUM CLEARANCE

43. 86" MINIMUM CLEARANCE

44. 88" MINIMUM CLEARANCE

45. 90" MINIMUM CLEARANCE

46. 92" MINIMUM CLEARANCE

47. 94" MINIMUM CLEARANCE

48. 96" MINIMUM CLEARANCE

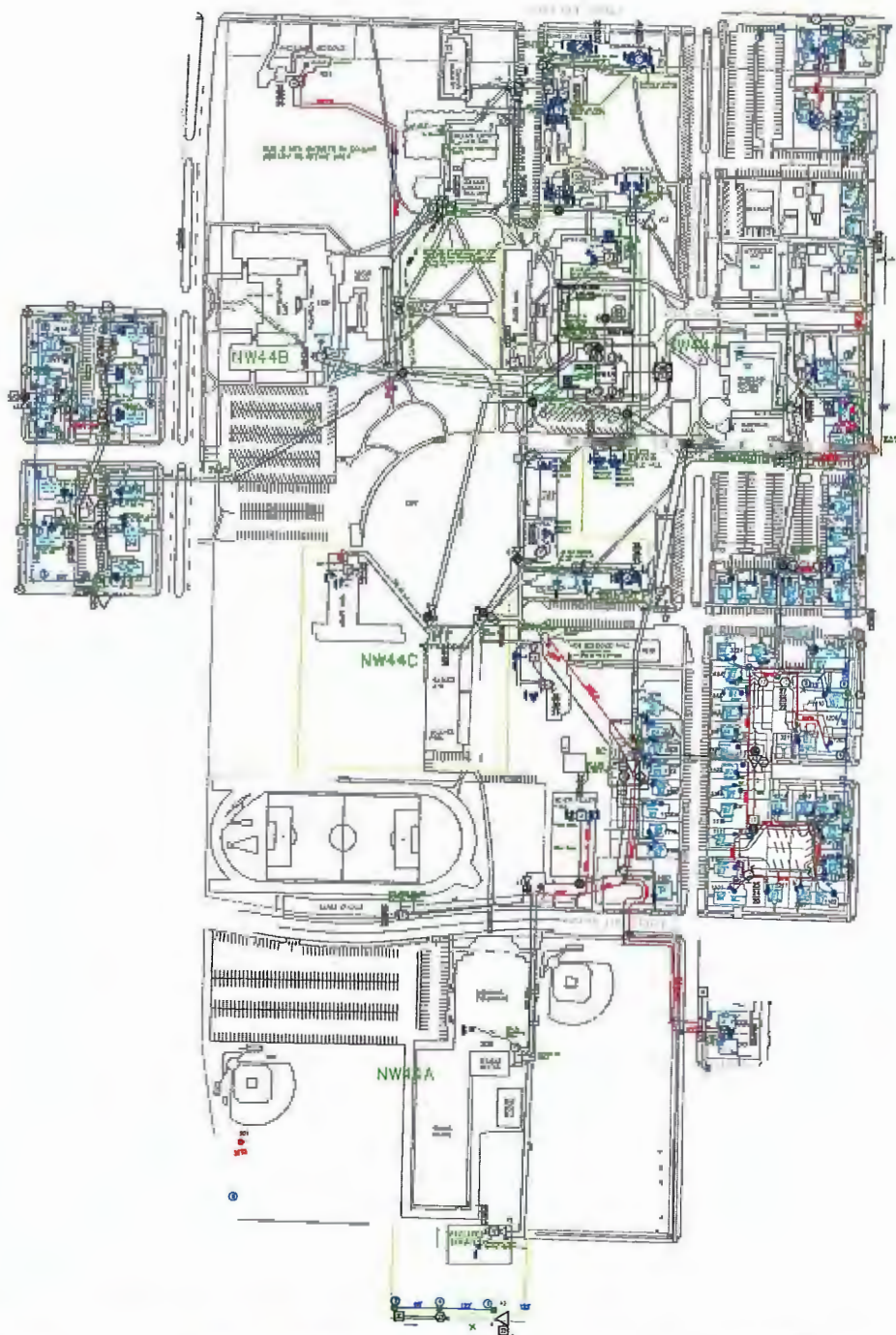
49. 98" MINIMUM CLEARANCE

50. 100" MINIMUM CLEARANCE

TACOMA POWER
PACIFIC PUBLIC UTILITIES

NO. 1000

NW43



PLANT	FUNCTION	DESCRIPTION	STATUS	TYPE	LOCATION	REMARKS
1	1000V BUS	1000V BUS	ON	B	1000V BUS	
2	480V BUS	480V BUS	ON	B	480V BUS	
3	240V BUS	240V BUS	ON	B	240V BUS	
4	120V BUS	120V BUS	ON	B	120V BUS	
5	500KVA TRANSFORMER	500KVA TRANSFORMER	ON	T	500KVA TRANSFORMER	
6	250KVA TRANSFORMER	250KVA TRANSFORMER	ON	T	250KVA TRANSFORMER	
7	125KVA TRANSFORMER	125KVA TRANSFORMER	ON	T	125KVA TRANSFORMER	
8	62.5KVA TRANSFORMER	62.5KVA TRANSFORMER	ON	T	62.5KVA TRANSFORMER	
9	31.25KVA TRANSFORMER	31.25KVA TRANSFORMER	ON	T	31.25KVA TRANSFORMER	
10	15.625KVA TRANSFORMER	15.625KVA TRANSFORMER	ON	T	15.625KVA TRANSFORMER	
11	7.8125KVA TRANSFORMER	7.8125KVA TRANSFORMER	ON	T	7.8125KVA TRANSFORMER	
12	3.90625KVA TRANSFORMER	3.90625KVA TRANSFORMER	ON	T	3.90625KVA TRANSFORMER	
13	1.953125KVA TRANSFORMER	1.953125KVA TRANSFORMER	ON	T	1.953125KVA TRANSFORMER	
14	0.9765625KVA TRANSFORMER	0.9765625KVA TRANSFORMER	ON	T	0.9765625KVA TRANSFORMER	
15	0.48828125KVA TRANSFORMER	0.48828125KVA TRANSFORMER	ON	T	0.48828125KVA TRANSFORMER	
16	0.244140625KVA TRANSFORMER	0.244140625KVA TRANSFORMER	ON	T	0.244140625KVA TRANSFORMER	
17	0.1220703125KVA TRANSFORMER	0.1220703125KVA TRANSFORMER	ON	T	0.1220703125KVA TRANSFORMER	
18	0.06103515625KVA TRANSFORMER	0.06103515625KVA TRANSFORMER	ON	T	0.06103515625KVA TRANSFORMER	
19	0.030517578125KVA TRANSFORMER	0.030517578125KVA TRANSFORMER	ON	T	0.030517578125KVA TRANSFORMER	
20	0.0152587890625KVA TRANSFORMER	0.0152587890625KVA TRANSFORMER	ON	T	0.0152587890625KVA TRANSFORMER	
21	0.00762939453125KVA TRANSFORMER	0.00762939453125KVA TRANSFORMER	ON	T	0.00762939453125KVA TRANSFORMER	
22	0.003814697265625KVA TRANSFORMER	0.003814697265625KVA TRANSFORMER	ON	T	0.003814697265625KVA TRANSFORMER	
23	0.0019073486328125KVA TRANSFORMER	0.0019073486328125KVA TRANSFORMER	ON	T	0.0019073486328125KVA TRANSFORMER	
24	0.00095367431640625KVA TRANSFORMER	0.00095367431640625KVA TRANSFORMER	ON	T	0.00095367431640625KVA TRANSFORMER	
25	0.000476837158203125KVA TRANSFORMER	0.000476837158203125KVA TRANSFORMER	ON	T	0.000476837158203125KVA TRANSFORMER	
26	0.0002384185791015625KVA TRANSFORMER	0.0002384185791015625KVA TRANSFORMER	ON	T	0.0002384185791015625KVA TRANSFORMER	
27	0.00011920928955078125KVA TRANSFORMER	0.00011920928955078125KVA TRANSFORMER	ON	T	0.00011920928955078125KVA TRANSFORMER	
28	0.000059604644775390625KVA TRANSFORMER	0.000059604644775390625KVA TRANSFORMER	ON	T	0.000059604644775390625KVA TRANSFORMER	
29	0.0000298023223876953125KVA TRANSFORMER	0.0000298023223876953125KVA TRANSFORMER	ON	T	0.0000298023223876953125KVA TRANSFORMER	
30	0.00001490116119384765625KVA TRANSFORMER	0.00001490116119384765625KVA TRANSFORMER	ON	T	0.00001490116119384765625KVA TRANSFORMER	
31	0.000007450580596923828125KVA TRANSFORMER	0.000007450580596923828125KVA TRANSFORMER	ON	T	0.000007450580596923828125KVA TRANSFORMER	
32	0.0000037252902984619140625KVA TRANSFORMER	0.0000037252902984619140625KVA TRANSFORMER	ON	T	0.0000037252902984619140625KVA TRANSFORMER	
33	0.00000186264514923095703125KVA TRANSFORMER	0.00000186264514923095703125KVA TRANSFORMER	ON	T	0.00000186264514923095703125KVA TRANSFORMER	
34	0.000000931322574615478515625KVA TRANSFORMER	0.000000931322574615478515625KVA TRANSFORMER	ON	T	0.000000931322574615478515625KVA TRANSFORMER	
35	0.0000004656612873077392578125KVA TRANSFORMER	0.0000004656612873077392578125KVA TRANSFORMER	ON	T	0.0000004656612873077392578125KVA TRANSFORMER	
36	0.00000023283064365386962890625KVA TRANSFORMER	0.00000023283064365386962890625KVA TRANSFORMER	ON	T	0.00000023283064365386962890625KVA TRANSFORMER	
37	0.000000116415321826934814453125KVA TRANSFORMER	0.000000116415321826934814453125KVA TRANSFORMER	ON	T	0.000000116415321826934814453125KVA TRANSFORMER	
38	0.0000000582076609134674072265625KVA TRANSFORMER	0.0000000582076609134674072265625KVA TRANSFORMER	ON	T	0.0000000582076609134674072265625KVA TRANSFORMER	
39	0.00000002910383045673370361328125KVA TRANSFORMER	0.00000002910383045673370361328125KVA TRANSFORMER	ON	T	0.00000002910383045673370361328125KVA TRANSFORMER	
40	0.000000014551915228366851806640625KVA TRANSFORMER	0.000000014551915228366851806640625KVA TRANSFORMER	ON	T	0.000000014551915228366851806640625KVA TRANSFORMER	

NO SCALE
 TACOMA POWER
 TACOMA PUBLIC UTILITIES
 NW44



SYMBOL	DESCRIPTION	COLOR	TYPE	NEUTRAL		UNITS PASSED	PLANT STATISTICS
				TYPE	DESCRIPTION		
1	POWER LINE	Red	Line	5000	3	1000	1
2	240V POWER LINE	Red	Line	1200	2	2000	1
3	120V POWER LINE	Red	Line	1200	2	2000	1
4	120V POWER LINE (TAP)	Red	Line	1200	2	2000	1
5	240V POWER LINE (TAP)	Red	Line	1200	2	2000	1
6	120V POWER LINE (TAP)	Red	Line	1200	2	2000	1
7	240V POWER LINE (TAP)	Red	Line	1200	2	2000	1
8	120V POWER LINE (TAP)	Red	Line	1200	2	2000	1
9	240V POWER LINE (TAP)	Red	Line	1200	2	2000	1
10	120V POWER LINE (TAP)	Red	Line	1200	2	2000	1
11	240V POWER LINE (TAP)	Red	Line	1200	2	2000	1
12	120V POWER LINE (TAP)	Red	Line	1200	2	2000	1
13	240V POWER LINE (TAP)	Red	Line	1200	2	2000	1
14	120V POWER LINE (TAP)	Red	Line	1200	2	2000	1
15	240V POWER LINE (TAP)	Red	Line	1200	2	2000	1
16	120V POWER LINE (TAP)	Red	Line	1200	2	2000	1
17	240V POWER LINE (TAP)	Red	Line	1200	2	2000	1
18	120V POWER LINE (TAP)	Red	Line	1200	2	2000	1
19	240V POWER LINE (TAP)	Red	Line	1200	2	2000	1
20	120V POWER LINE (TAP)	Red	Line	1200	2	2000	1
21	240V POWER LINE (TAP)	Red	Line	1200	2	2000	1
22	120V POWER LINE (TAP)	Red	Line	1200	2	2000	1
23	240V POWER LINE (TAP)	Red	Line	1200	2	2000	1
24	120V POWER LINE (TAP)	Red	Line	1200	2	2000	1
25	240V POWER LINE (TAP)	Red	Line	1200	2	2000	1
26	120V POWER LINE (TAP)	Red	Line	1200	2	2000	1
27	240V POWER LINE (TAP)	Red	Line	1200	2	2000	1
28	120V POWER LINE (TAP)	Red	Line	1200	2	2000	1
29	240V POWER LINE (TAP)	Red	Line	1200	2	2000	1
30	120V POWER LINE (TAP)	Red	Line	1200	2	2000	1
31	240V POWER LINE (TAP)	Red	Line	1200	2	2000	1
32	120V POWER LINE (TAP)	Red	Line	1200	2	2000	1
33	240V POWER LINE (TAP)	Red	Line	1200	2	2000	1
34	120V POWER LINE (TAP)	Red	Line	1200	2	2000	1
35	240V POWER LINE (TAP)	Red	Line	1200	2	2000	1
36	120V POWER LINE (TAP)	Red	Line	1200	2	2000	1
37	240V POWER LINE (TAP)	Red	Line	1200	2	2000	1
38	120V POWER LINE (TAP)	Red	Line	1200	2	2000	1
39	240V POWER LINE (TAP)	Red	Line	1200	2	2000	1
40	120V POWER LINE (TAP)	Red	Line	1200	2	2000	1
41	240V POWER LINE (TAP)	Red	Line	1200	2	2000	1
42	120V POWER LINE (TAP)	Red	Line	1200	2	2000	1
43	240V POWER LINE (TAP)	Red	Line	1200	2	2000	1
44	120V POWER LINE (TAP)	Red	Line	1200	2	2000	1
45	240V POWER LINE (TAP)	Red	Line	1200	2	2000	1
46	120V POWER LINE (TAP)	Red	Line	1200	2	2000	1
47	240V POWER LINE (TAP)	Red	Line	1200	2	2000	1
48	120V POWER LINE (TAP)	Red	Line	1200	2	2000	1
49	240V POWER LINE (TAP)	Red	Line	1200	2	2000	1
50	120V POWER LINE (TAP)	Red	Line	1200	2	2000	1

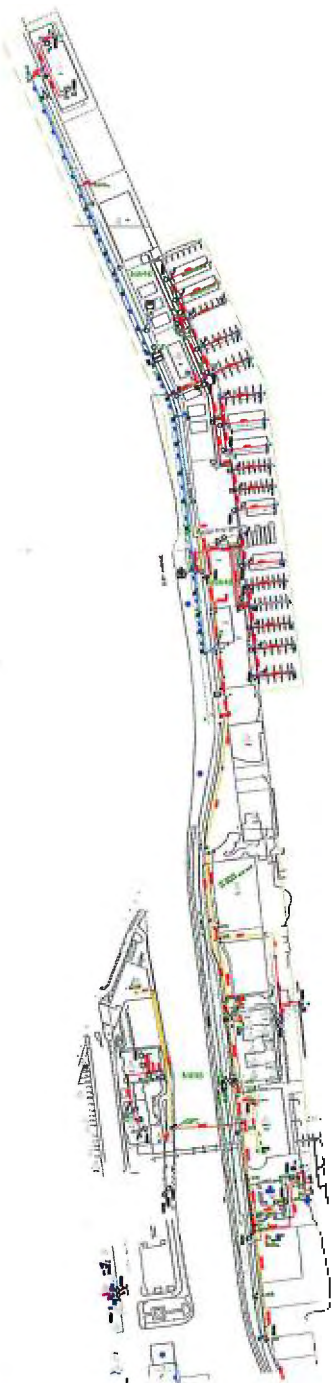


TACOMA POWER
TACOMA PUBLIC UTILITIES

PROJECT NO. 105855-0001-01
(REVISED 05/20/01)

DATE: 05/20/01

PROJECT: NW45



AUXILIARY TABLE		HYDROPOWER TABLE		PILE TABLE		S&W TABLE		WATER TREATMENT		WATER PUMPS		UNITS PASSED		PLANT STATISTICS	
1	...	1	...	1	...	1	...	1	...	1	...	1	...	1	...
2	...	2	...	2	...	2	...	2	...	2	...	2	...	2	...
3	...	3	...	3	...	3	...	3	...	3	...	3	...	3	...
4	...	4	...	4	...	4	...	4	...	4	...	4	...	4	...
5	...	5	...	5	...	5	...	5	...	5	...	5	...	5	...
6	...	6	...	6	...	6	...	6	...	6	...	6	...	6	...
7	...	7	...	7	...	7	...	7	...	7	...	7	...	7	...
8	...	8	...	8	...	8	...	8	...	8	...	8	...	8	...
9	...	9	...	9	...	9	...	9	...	9	...	9	...	9	...
10	...	10	...	10	...	10	...	10	...	10	...	10	...	10	...



02-25-2014
 02-25-2014 07:00:00 AM
 147-1110-000-000-000
 147-1110-000-000-000

TACOMA POWER
 TACOMA PUBLIC UTILITIES

DATE	NO SCALE
PROJECT	NW46



SECTION	DESCRIPTION	UNIT	STATUS	DATE	BY	APP'D	REVISIONS	NOTES	UNITS PASSED	PLANT STATISTICS
SE1A
SE1B
SE1C
SE1D
SE1E

000001-01
 000001-01 (REVISED)
 000001-01 (REVISED)

TACOMA POWER
 TACOMA PUBLIC UTILITIES
 NO. 1000
 1000 1000
NO SCALE
SE01



SECTION	DESCRIPTION	DATE	BY	CHKD	REV	REVISIONS	NOTES	UNITS PASSED	PLANT STATISTICS
1
2
3
4
5
6
7
8
9
10
11
12
13
14
15
16
17
18
19
20
21
22
23
24
25
26
27
28
29
30
31
32
33
34
35
36
37
38
39
40
41
42
43
44
45
46
47
48
49
50

UNITS PASSED
 PLANT STATISTICS
 NOTES:
 1. ...
 2. ...
 3. ...
 4. ...
 5. ...
 6. ...
 7. ...
 8. ...
 9. ...
 10. ...

TACOMA POWER
 TACOMA PUBLIC UTILITIES
 NO SCALE
 SE02



SECTION	DESCRIPTION	UNIT	STATUS	DATE	BY	REVISIONS
SE3A
SE3B
SE3C

UNITS PASSED	PLANT STATISTICS
...	...
...	...
...	...

TACOMA POWER
 PUYALLUP PUBLIC UTILITIES

NO SCALE

SE03

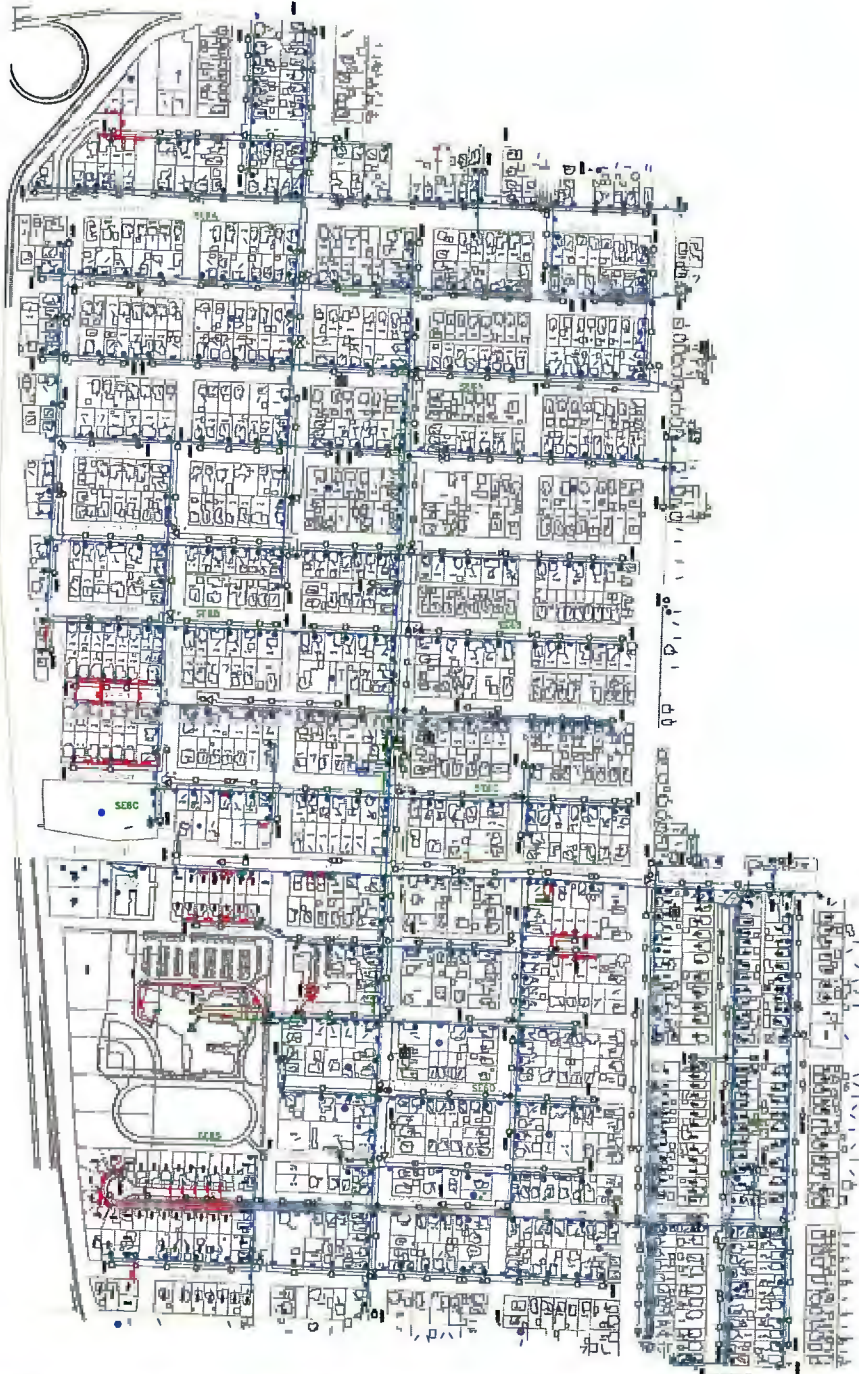


SECTION	DESCRIPTION	UNIT	STATUS	DATE	BY	CHKD	APPROVED
1
2
3
4
5
6
7
8
9
10
11
12
13
14
15
16
17
18
19
20
21
22
23
24
25
26
27
28
29
30
31
32
33
34
35
36
37
38
39
40
41
42
43
44
45
46
47
48
49
50

SHEET NO. 1 OF 12
 PROJECT NO. 10000000000000000000
 DATE: 10/10/2010
 10:00 AM

TACOMA POWER
 PUBLIC UTILITY

NO SCALE
 SE05



SECURITY FUNCTIONS			UNDERGROUND FUNCTIONS			BUS FUNCTIONS			BUS BARRLS			UNIT FUNCTIONS			UNIT PASSED			PLANT STATISTICS												
1	2	3	4	5	6	7	8	9	10	11	12	13	14	15	16	17	18	19	20	21	22	23	24	25	26	27	28	29	30	
...

UNITS PASSED

PLANT STATISTICS

NOTES:

...

TACOMA POWER
TACOMA PUBLIC UTILITIES

NO SCALE

SE06



INCOMING FEEDERS	INTERNAL FEEDERS	WELL FEEDERS	WATER FEEDERS	WATER PUMPING	WATER TREATMENT	WATER STORAGE	WATER DISTRIBUTION	WATER CONSUMPTION	WATER REUSE	WATER TREATMENT	WATER STORAGE	WATER DISTRIBUTION	WATER CONSUMPTION	WATER REUSE
1	2	3	4	5	6	7	8	9	10	11	12	13	14	15
16	17	18	19	20	21	22	23	24	25	26	27	28	29	30
31	32	33	34	35	36	37	38	39	40	41	42	43	44	45
46	47	48	49	50	51	52	53	54	55	56	57	58	59	60
61	62	63	64	65	66	67	68	69	70	71	72	73	74	75
76	77	78	79	80	81	82	83	84	85	86	87	88	89	90
91	92	93	94	95	96	97	98	99	100	101	102	103	104	105
106	107	108	109	110	111	112	113	114	115	116	117	118	119	120
121	122	123	124	125	126	127	128	129	130	131	132	133	134	135
136	137	138	139	140	141	142	143	144	145	146	147	148	149	150
151	152	153	154	155	156	157	158	159	160	161	162	163	164	165
166	167	168	169	170	171	172	173	174	175	176	177	178	179	180
181	182	183	184	185	186	187	188	189	190	191	192	193	194	195
196	197	198	199	200	201	202	203	204	205	206	207	208	209	210
211	212	213	214	215	216	217	218	219	220	221	222	223	224	225
226	227	228	229	230	231	232	233	234	235	236	237	238	239	240
241	242	243	244	245	246	247	248	249	250	251	252	253	254	255
256	257	258	259	260	261	262	263	264	265	266	267	268	269	270
271	272	273	274	275	276	277	278	279	280	281	282	283	284	285
286	287	288	289	290	291	292	293	294	295	296	297	298	299	300



REVISIONS
 01 02 03 04 05 06 07 08 09 10 11 12 13 14 15 16 17 18 19 20 21 22 23 24 25 26 27 28 29 30 31 32 33 34 35 36 37 38 39 40 41 42 43 44 45 46 47 48 49 50 51 52 53 54 55 56 57 58 59 60 61 62 63 64 65 66 67 68 69 70 71 72 73 74 75 76 77 78 79 80 81 82 83 84 85 86 87 88 89 90 91 92 93 94 95 96 97 98 99 100 101 102 103 104 105 106 107 108 109 110 111 112 113 114 115 116 117 118 119 120 121 122 123 124 125 126 127 128 129 130 131 132 133 134 135 136 137 138 139 140 141 142 143 144 145 146 147 148 149 150 151 152 153 154 155 156 157 158 159 160 161 162 163 164 165 166 167 168 169 170 171 172 173 174 175 176 177 178 179 180 181 182 183 184 185 186 187 188 189 190 191 192 193 194 195 196 197 198 199 200 201 202 203 204 205 206 207 208 209 210 211 212 213 214 215 216 217 218 219 220 221 222 223 224 225 226 227 228 229 230 231 232 233 234 235 236 237 238 239 240 241 242 243 244 245 246 247 248 249 250 251 252 253 254 255 256 257 258 259 260 261 262 263 264 265 266 267 268 269 270 271 272 273 274 275 276 277 278 279 280 281 282 283 284 285 286 287 288 289 290 291 292 293 294 295 296 297 298 299 300 301 302 303 304 305 306 307 308 309 310 311 312 313 314 315 316 317 318 319 320 321 322 323 324 325 326 327 328 329 330 331 332 333 334 335 336 337 338 339 340 341 342 343 344 345 346 347 348 349 350 351 352 353 354 355 356 357 358 359 360 361 362 363 364 365 366 367 368 369 370 371 372 373 374 375 376 377 378 379 380 381 382 383 384 385 386 387 388 389 390 391 392 393 394 395 396 397 398 399 400 401 402 403 404 405 406 407 408 409 410 411 412 413 414 415 416 417 418 419 420 421 422 423 424 425 426 427 428 429 430 431 432 433 434 435 436 437 438 439 440 441 442 443 444 445 446 447 448 449 450 451 452 453 454 455 456 457 458 459 460 461 462 463 464 465 466 467 468 469 470 471 472 473 474 475 476 477 478 479 480 481 482 483 484 485 486 487 488 489 490 491 492 493 494 495 496 497 498 499 500 501 502 503 504 505 506 507 508 509 510 511 512 513 514 515 516 517 518 519 520 521 522 523 524 525 526 527 528 529 530 531 532 533 534 535 536 537 538 539 540 541 542 543 544 545 546 547 548 549 550 551 552 553 554 555 556 557 558 559 560 561 562 563 564 565 566 567 568 569 570 571 572 573 574 575 576 577 578 579 580 581 582 583 584 585 586 587 588 589 590 591 592 593 594 595 596 597 598 599 600 601 602 603 604 605 606 607 608 609 610 611 612 613 614 615 616 617 618 619 620 621 622 623 624 625 626 627 628 629 630 631 632 633 634 635 636 637 638 639 640 641 642 643 644 645 646 647 648 649 650 651 652 653 654 655 656 657 658 659 660 661 662 663 664 665 666 667 668 669 670 671 672 673 674 675 676 677 678 679 680 681 682 683 684 685 686 687 688 689 690 691 692 693 694 695 696 697 698 699 700 701 702 703 704 705 706 707 708 709 710 711 712 713 714 715 716 717 718 719 720 721 722 723 724 725 726 727 728 729 730 731 732 733 734 735 736 737 738 739 740 741 742 743 744 745 746 747 748 749 750 751 752 753 754 755 756 757 758 759 760 761 762 763 764 765 766 767 768 769 770 771 772 773 774 775 776 777 778 779 780 781 782 783 784 785 786 787 788 789 790 791 792 793 794 795 796 797 798 799 800 801 802 803 804 805 806 807 808 809 810 811 812 813 814 815 816 817 818 819 820 821 822 823 824 825 826 827 828 829 830 831 832 833 834 835 836 837 838 839 840 841 842 843 844 845 846 847 848 849 850 851 852 853 854 855 856 857 858 859 860 861 862 863 864 865 866 867 868 869 870 871 872 873 874 875 876 877 878 879 880 881 882 883 884 885 886 887 888 889 890 891 892 893 894 895 896 897 898 899 900 901 902 903 904 905 906 907 908 909 910 911 912 913 914 915 916 917 918 919 920 921 922 923 924 925 926 927 928 929 930 931 932 933 934 935 936 937 938 939 940 941 942 943 944 945 946 947 948 949 950 951 952 953 954 955 956 957 958 959 960 961 962 963 964 965 966 967 968 969 970 971 972 973 974 975 976 977 978 979 980 981 982 983 984 985 986 987 988 989 990 991 992 993 994 995 996 997 998 999 1000

TACOMA POWER
 TACOMA PUBLIC UTILITIES

NO SCALE

SE07



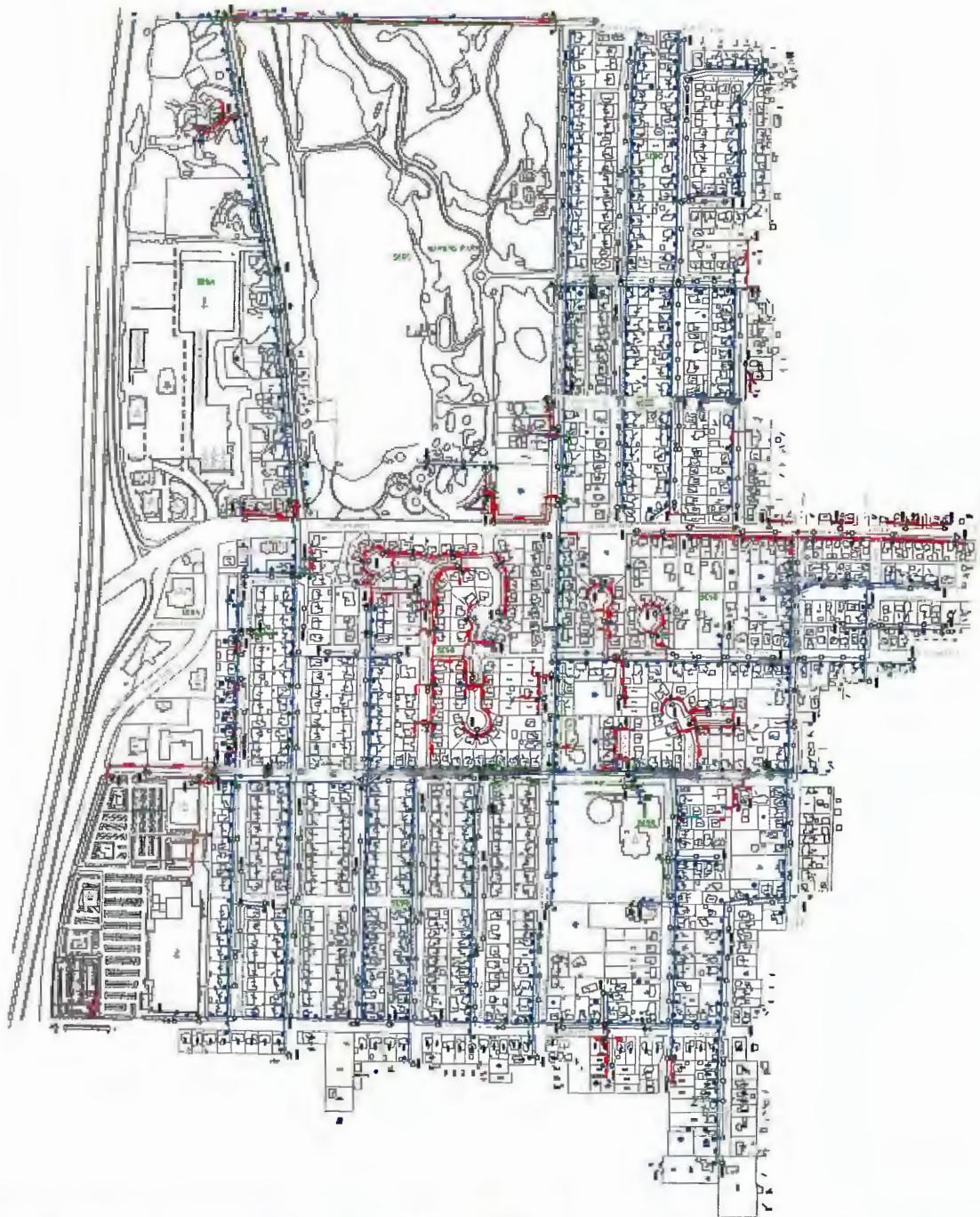
APPROVED SYMBOLS		UNAPPROVED SYMBOLS		FILE SYMBOLS		TAG SYMBOLS		EQUIPMENT SYMBOLS		ELECTRICAL SYMBOLS		PIPE SYMBOLS		VALVE SYMBOLS		HORIZONTAL SYMBOLS		VERTICAL SYMBOLS		GENERAL SYMBOLS	
	Line		Line		Line		Line		Line		Line		Line		Line		Line		Line		Line

UNITS PASSED		PLANT STATISTICS			
<input type="checkbox"/>	Unit 1	AC Power	DC Power	Steam	Water
<input type="checkbox"/>	Unit 2	AC Power	DC Power	Steam	Water
<input type="checkbox"/>	Unit 3	AC Power	DC Power	Steam	Water
<input type="checkbox"/>	Unit 4	AC Power	DC Power	Steam	Water
<input type="checkbox"/>	Unit 5	AC Power	DC Power	Steam	Water
<input type="checkbox"/>	Unit 6	AC Power	DC Power	Steam	Water

TACOMA POWER
FACILITY: 40-1010
NO SCALE
SEOB



DATE: 12-20-50
DRAWN: R. M. ...
CHECKED: ...
SCALE: ...



NO.	DESCRIPTION	UNIT	STATUS	DATE	BY	REVISIONS	NOTES	PLANT STATISTICS
1
2
3
4
5
6
7
8
9
10
11
12
13
14
15
16
17
18
19
20
21
22
23
24
25
26
27
28
29
30
31
32
33
34
35
36
37
38
39
40
41
42
43
44
45
46
47
48
49
50

TACOMA POWER
 TACOMA PUBLIC UTILITIES
 NO SCALE
 SE09



NO.	DESCRIPTION	UNIT	STATUS	REMARKS
1
2
3
4
5
6
7
8
9
10
11
12
13
14
15
16
17
18
19
20
21
22
23
24
25
26
27
28
29
30
31
32
33
34
35
36
37
38
39
40
41
42
43
44
45
46
47
48
49
50

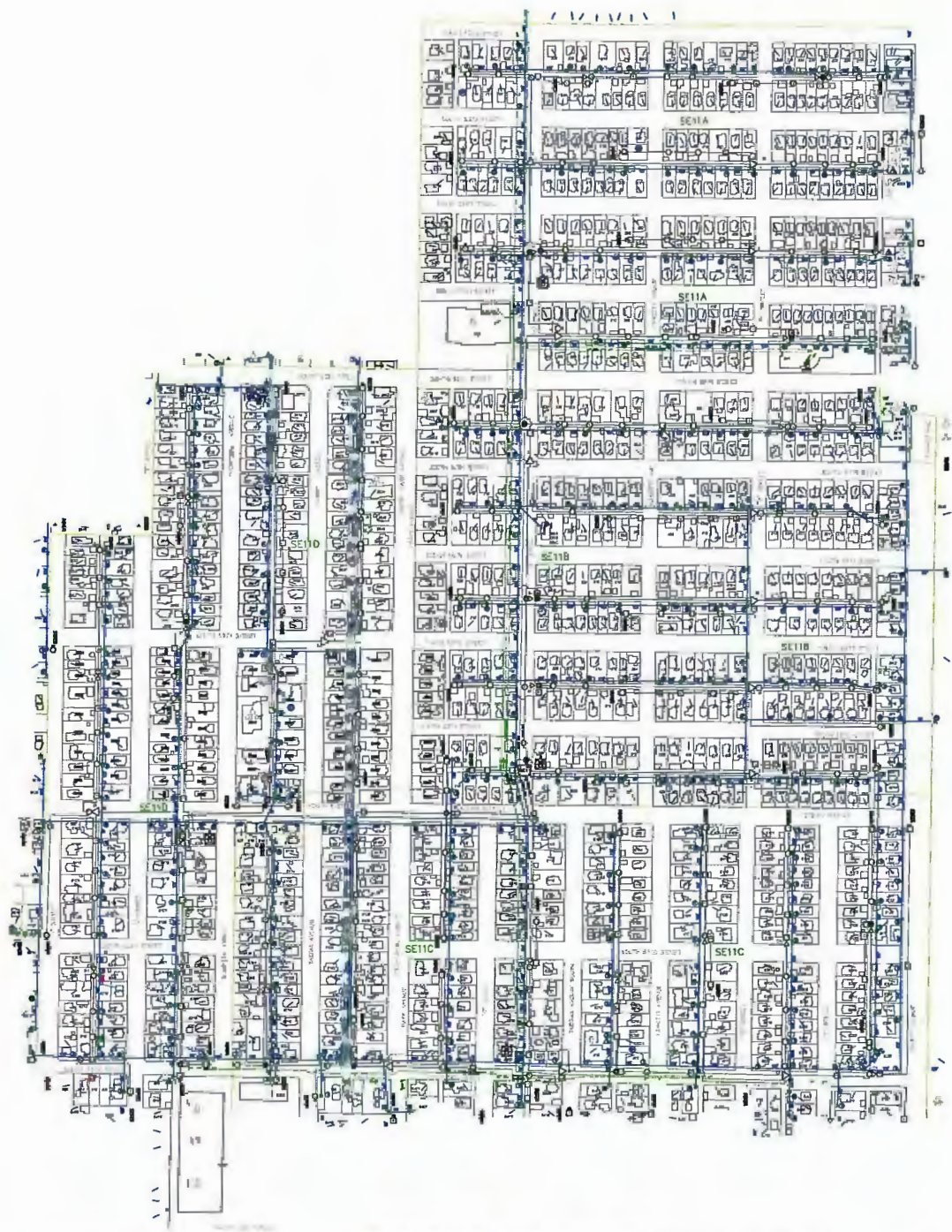
UNITS PASSED
 PLANT STATISTICS

TACOMA POWER
 12700000 12700000 12700000

DATE: _____
 DRAWN BY: _____
 CHECKED BY: _____

SCALE: _____

SE10



LOCATION	DESCRIPTION	UNIT	TYPE	STATUS	REMARKS
SE11A	300-700 2000 1000	1	Breaker	Open	Under maintenance
SE11B	300-700 2000 1000	2	Breaker	Open	Under maintenance
SE11C	300-700 2000 1000	3	Breaker	Open	Under maintenance

PLANT STATISTICS	
Units Passed	100%
Plant Efficiency	95%
Operating Hours	24/7
Capacity	100 MW

TACOMA POWER
 TACOMA PUBLIC UTILITIES

NO SCALE

SE11



NO.	DESCRIPTION	UNIT	STATUS	REMARKS
1
2
3
4
5
6
7
8
9
10
11
12
13
14
15
16
17
18
19
20

UNITS PASSED

PLANT STATISTICS

NOTES

1. ...

2. ...

3. ...

4. ...

5. ...

6. ...

7. ...

8. ...

9. ...

10. ...

11. ...

12. ...

13. ...

14. ...

15. ...

16. ...

17. ...

18. ...

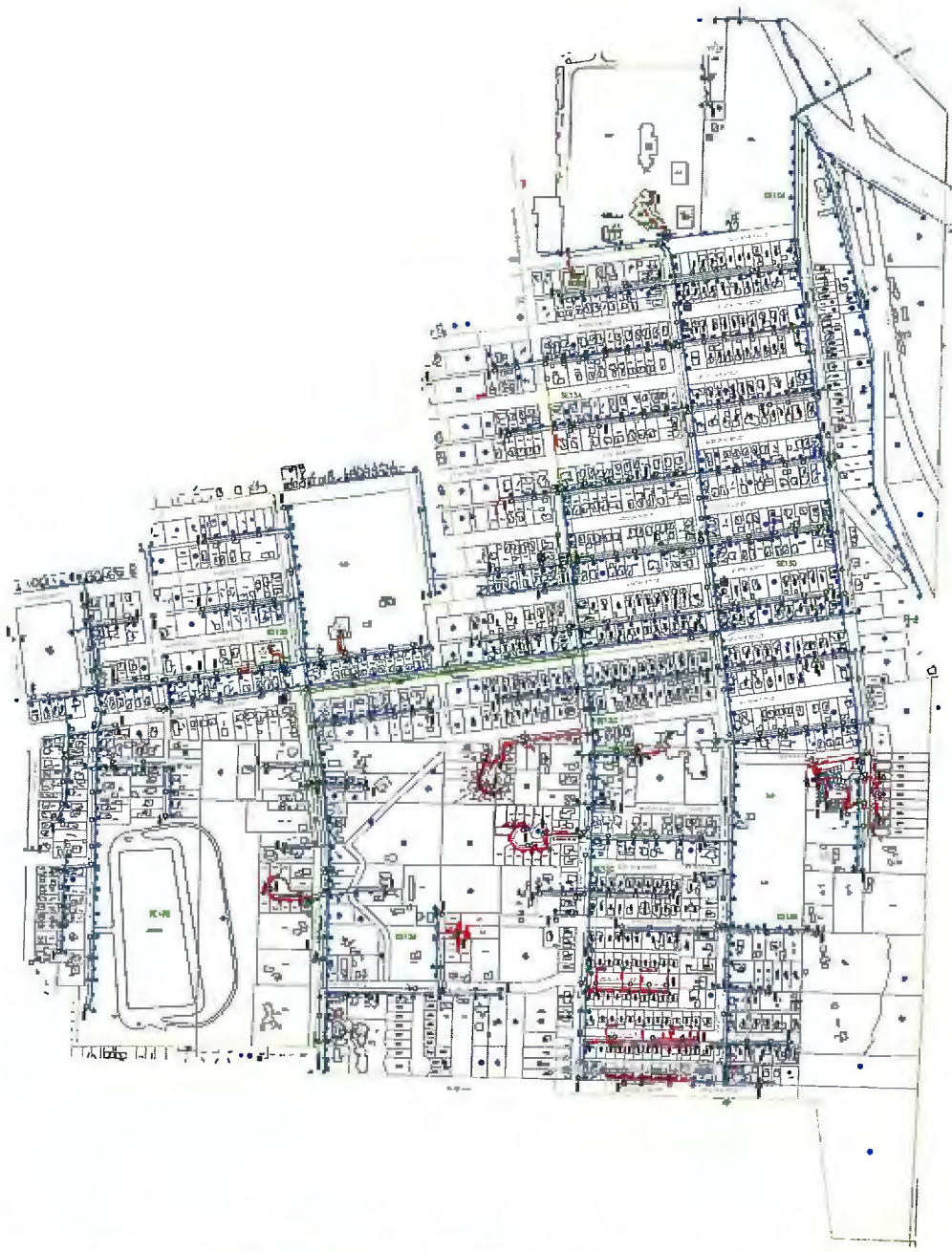
19. ...

20. ...

TACOMA POWER
 EAST BAY TACOMA UTILITIES

NO SCALE

SE12



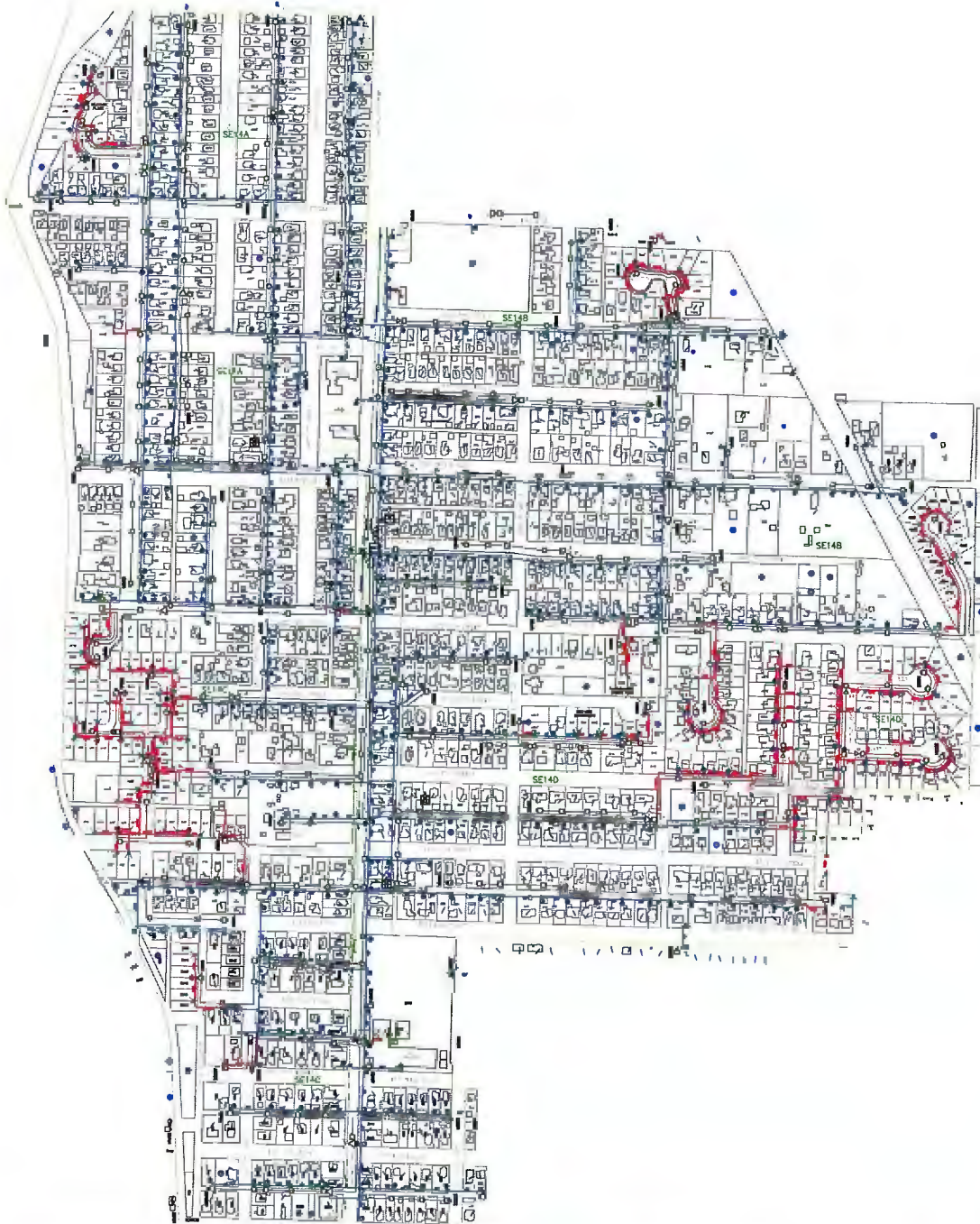
NO.	PROPERTY	DESCRIPTION	DATE	BY	REVISIONS	UNITS PASSED	PLANT STATISTICS
1
2
3
4
5
6
7
8
9
10
11
12
13
14
15
16
17
18
19
20
21
22
23
24
25
26
27
28
29
30
31
32
33
34
35
36
37
38
39
40
41
42
43
44
45
46
47
48
49
50

GENERAL
 NOTES:
 1. SEE DRAWING FOR DIMENSIONS
 2. SEE DRAWING FOR MATERIALS
 3. SEE DRAWING FOR FINISHES
 4. SEE DRAWING FOR ELEVATIONS
 5. SEE DRAWING FOR SCHEDULES
 6. SEE DRAWING FOR DETAILS
 7. SEE DRAWING FOR SPECIFICATIONS
 8. SEE DRAWING FOR NOTES
 9. SEE DRAWING FOR LEGEND
 10. SEE DRAWING FOR INDEX

TACOMA POWER
 TACOMA PUBLIC UTILITIES

DATE: _____
 DRAWN BY: _____
 CHECKED BY: _____
 APPROVED BY: _____

SE13



NO.	ACROSS STREET	UNITS	UNITS PASSED	PLANT STATISTICS
1	1st St	1000	1000	1000
2	2nd St	2000	2000	2000
3	3rd St	3000	3000	3000
4	4th St	4000	4000	4000
5	5th St	5000	5000	5000
6	6th St	6000	6000	6000
7	7th St	7000	7000	7000
8	8th St	8000	8000	8000
9	9th St	9000	9000	9000
10	10th St	10000	10000	10000

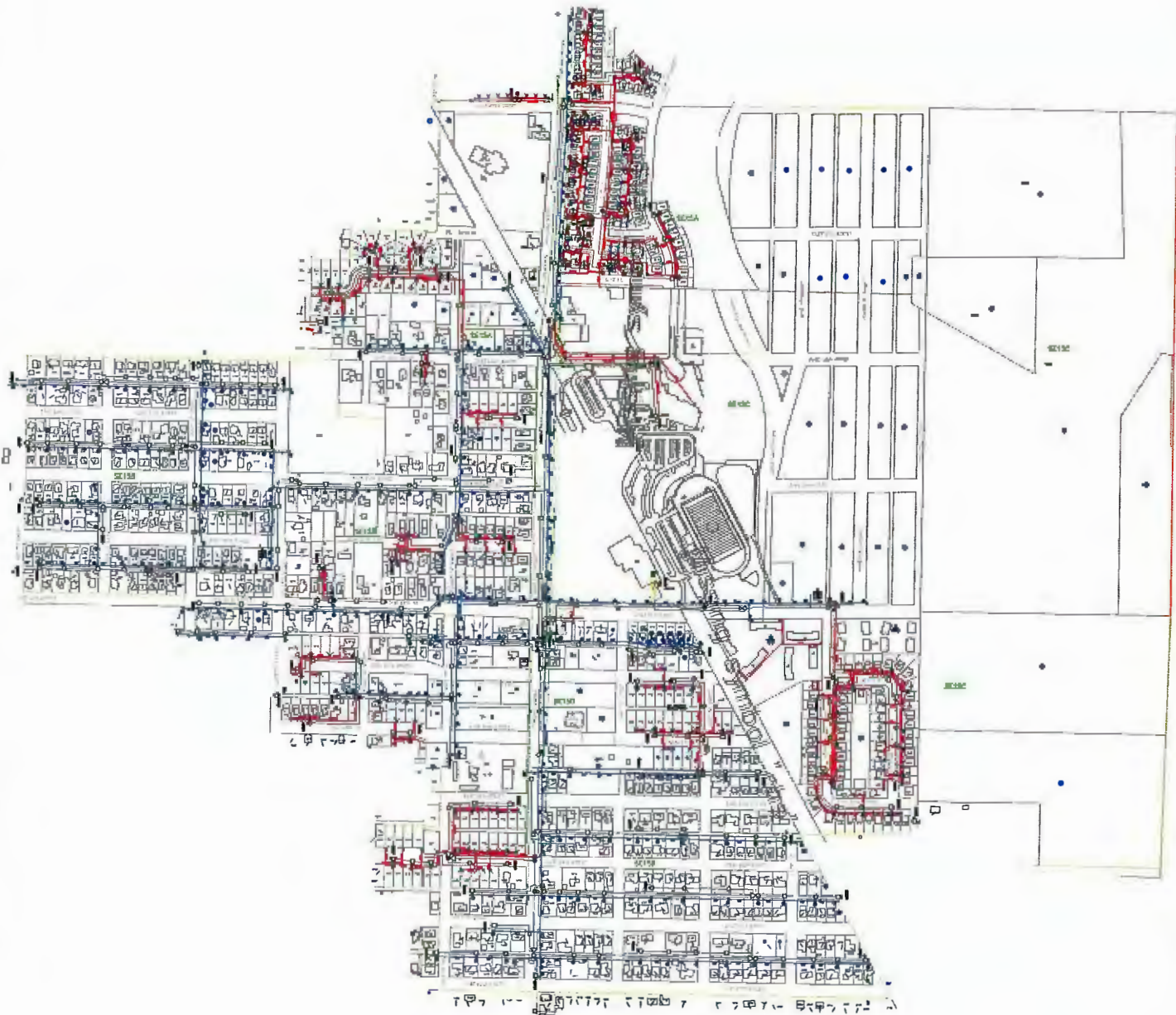


NOTES:
 SEE THE SE14B PLAN FOR
 THE LOCATION OF ALL VALVES
 AND MANHOLES.

TACOMA POWER
 Tacoma Public Utilities

NO SCALE

SE14



NO.	DESCRIPTION	UNIT	STATUS	DATE	BY	CHKD.	APPROVED
1
2
3
4
5
6
7
8
9
10
11
12
13
14
15
16
17
18
19
20
21
22
23
24
25
26
27
28
29
30
31
32
33
34
35
36
37
38
39
40
41
42
43
44
45
46
47
48
49
50

UNITS PASSED

PLANT STATISTICS

NO. OF UNITS PASSED

NO. OF UNITS NOT PASSED

NO. OF UNITS UNDER REPAIR

NO. OF UNITS ON HOLD

NO. OF UNITS IN STORAGE

NO. OF UNITS IN TRANSIT

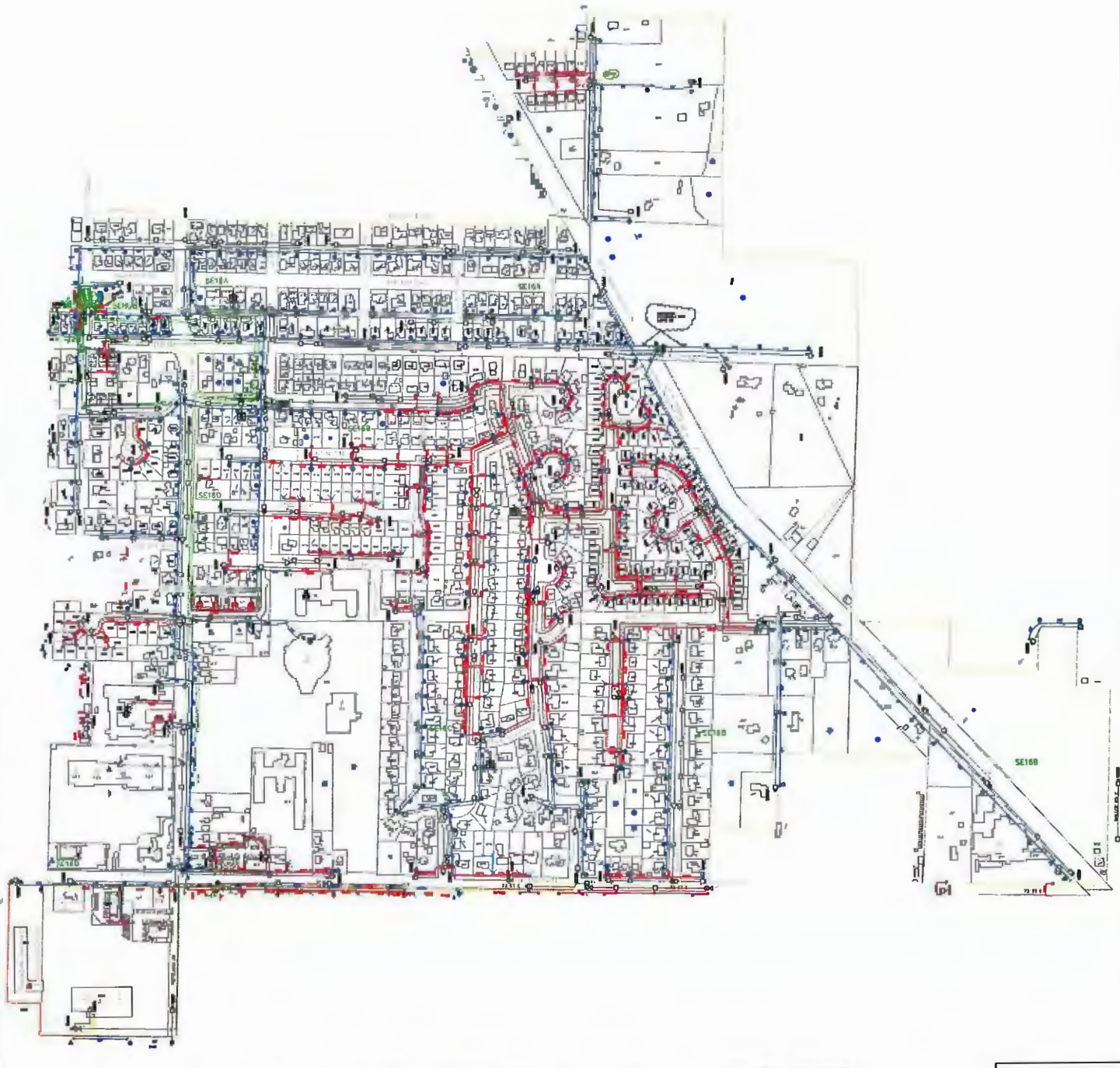
NO. OF UNITS IN OTHER STATUS

NO. OF UNITS IN UNKNOWN STATUS

NO. OF UNITS IN TOTAL

TACOMA POWER
TACOMA PUBLIC UTILITIES

SE15

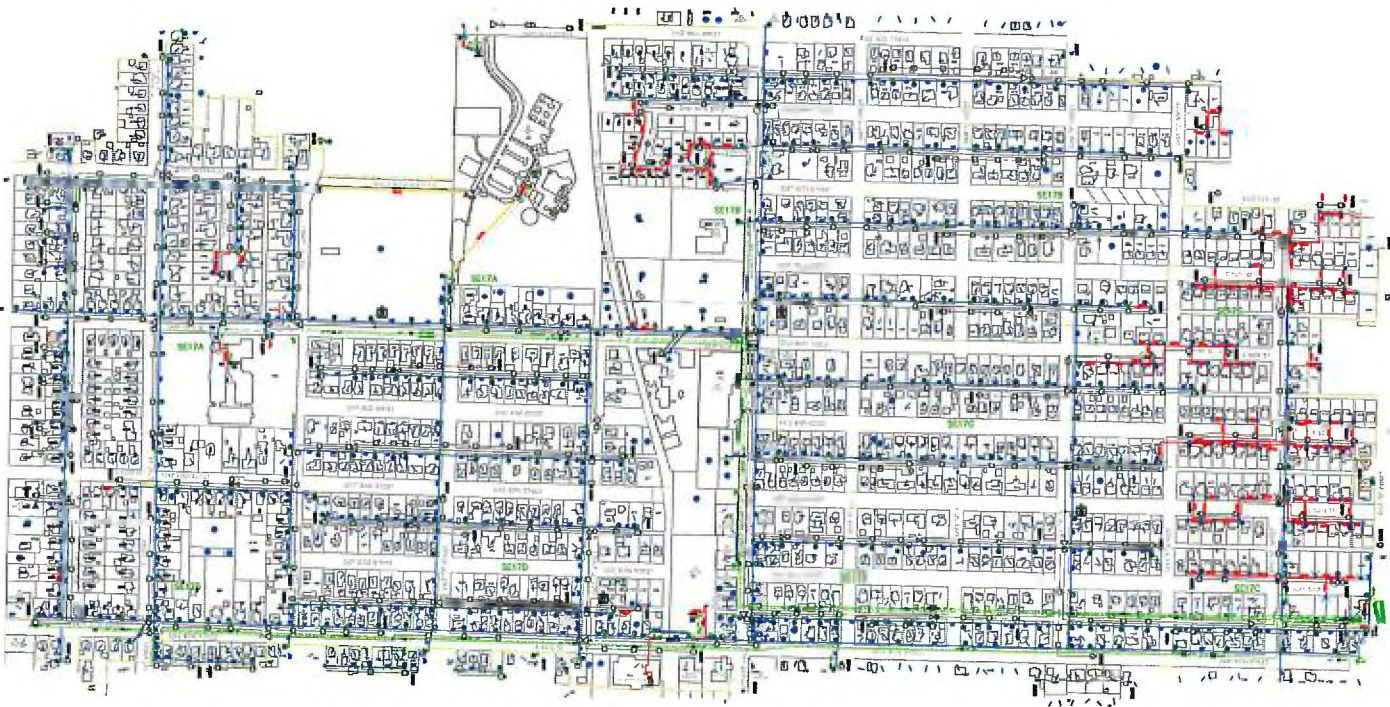


SECTION		DESCRIPTION		DATE		BY		CHECKED		APPROVED		REVISIONS		LIMITS PASSED		PLANT STATISTICS	
1	SECTION 16A
2	SECTION 16B
3	SECTION 16C
4	SECTION 16D
5	SECTION 16E
6	SECTION 16F
7	SECTION 16G
8	SECTION 16H
9	SECTION 16I
10	SECTION 16J
11	SECTION 16K
12	SECTION 16L
13	SECTION 16M
14	SECTION 16N
15	SECTION 16O
16	SECTION 16P
17	SECTION 16Q
18	SECTION 16R
19	SECTION 16S
20	SECTION 16T
21	SECTION 16U
22	SECTION 16V
23	SECTION 16W
24	SECTION 16X
25	SECTION 16Y
26	SECTION 16Z

TACOMA POWER
TACOMA PUBLIC UTILITY

NO SCALE

SE16



NO.	DESCRIPTION	UNIT	TYPE	STATUS	REMARKS
1
2
3
4
5
6
7
8
9
10
11
12
13
14
15
16
17
18
19
20
21
22
23
24
25
26
27
28
29
30
31
32
33
34
35
36
37
38
39
40
41
42
43
44
45
46
47
48
49
50

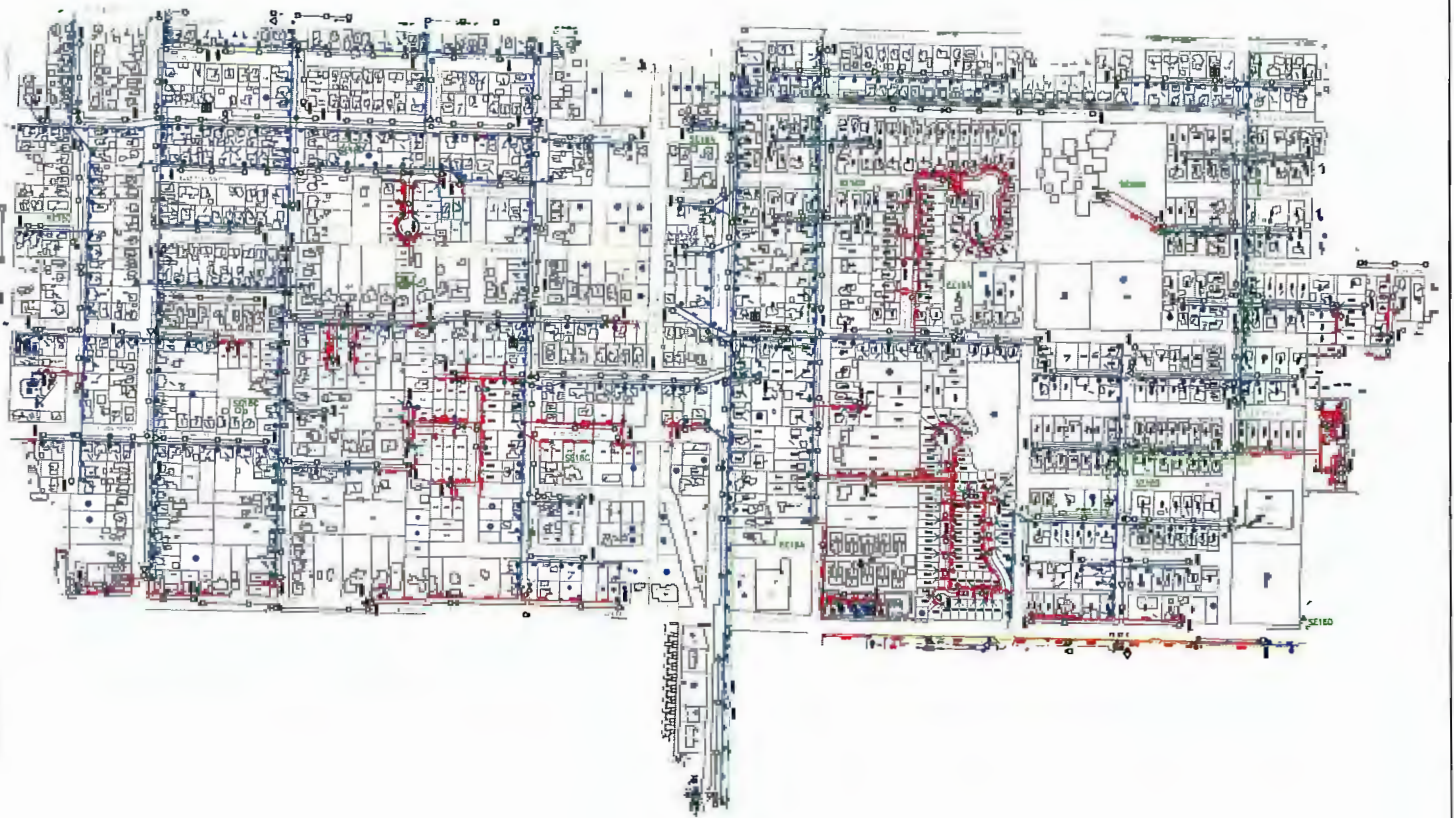


TACOMA POWER
TACOMA PUBLIC UTILITIES

NO. 17
NO. 18
NO. 19
NO. 20
NO. 21
NO. 22
NO. 23
NO. 24
NO. 25
NO. 26
NO. 27
NO. 28
NO. 29
NO. 30
NO. 31
NO. 32
NO. 33
NO. 34
NO. 35
NO. 36
NO. 37
NO. 38
NO. 39
NO. 40
NO. 41
NO. 42
NO. 43
NO. 44
NO. 45
NO. 46
NO. 47
NO. 48
NO. 49
NO. 50

NO SCALE

SE17



NO.	DESCRIPTION	UNIT	TYPE	STATUS	REMARKS	DATE	BY	CHKD.
1
2
3
4
5
6
7
8
9
10
11
12
13
14
15
16
17
18
19
20
21
22
23
24
25
26
27
28
29
30
31
32
33
34
35
36
37
38
39
40
41
42
43
44
45
46
47
48
49
50

UNITS PASSED

PLANT STATISTICS

NOTES:

1. ...

2. ...

3. ...

4. ...

5. ...

6. ...

7. ...

8. ...

9. ...

10. ...

TACOMA POWER
TACOMA PUBLIC UTILITIES

NO SCALE

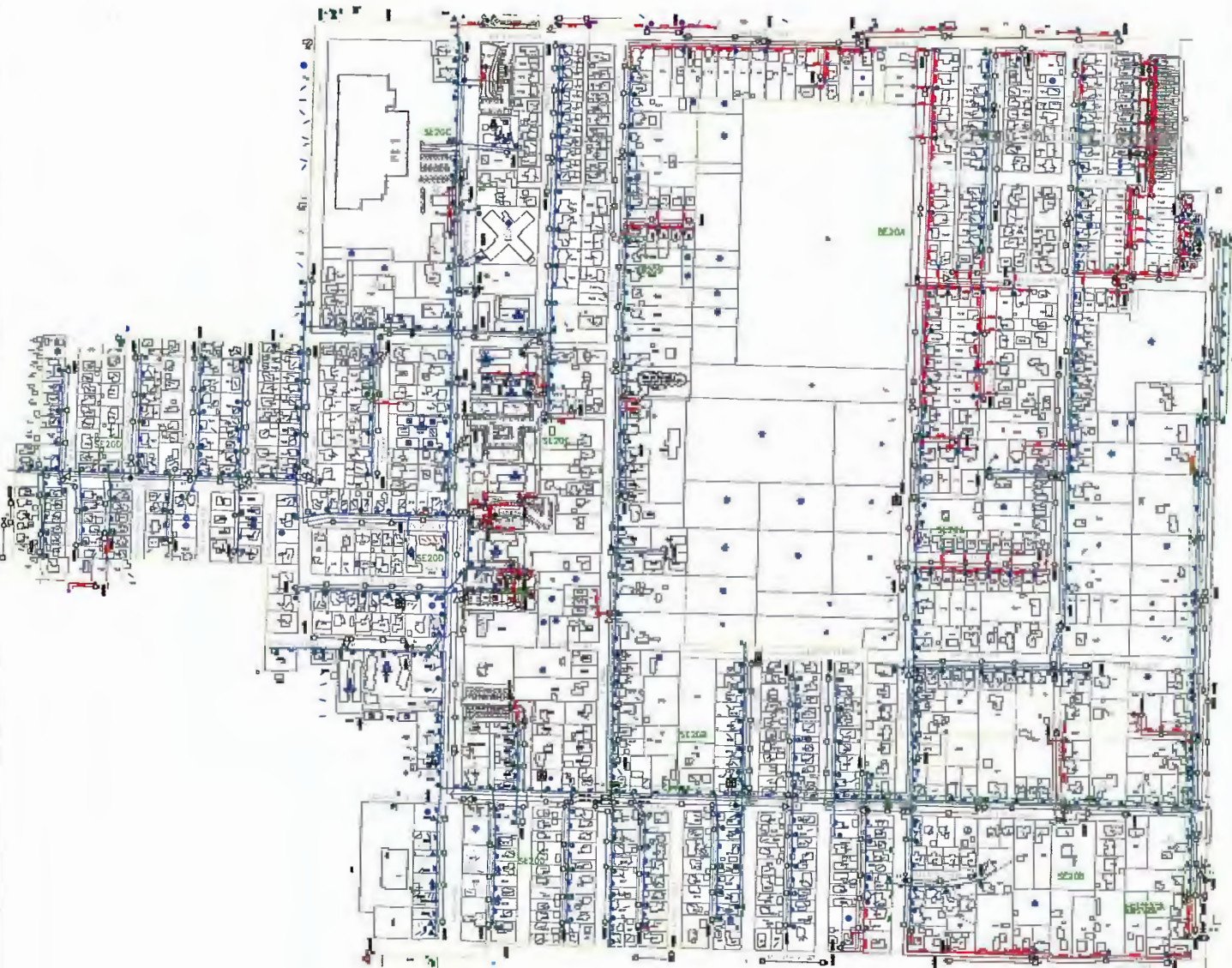
SE18



NO.	DESCRIPTION	UNIT	STATUS	DATE	BY
1
2
3
4
5
6
7
8
9
10
11
12
13
14
15
16
17
18
19
20
21
22
23
24
25
26
27
28
29
30
31
32
33
34
35
36
37
38
39
40
41
42
43
44
45
46
47
48
49
50
51
52
53
54
55
56
57
58
59
60
61
62
63
64
65
66
67
68
69
70
71
72
73
74
75
76
77
78
79
80
81
82
83
84
85
86
87
88
89
90
91
92
93
94
95
96
97
98
99
100

TACOMA POWER
 RECEIVED PUBLIC UTILITIES
 DATE: 12/15/2011
 TIME: 10:30 AM
 BY: [Signature]

TACOMA POWER
 RECEIVED PUBLIC UTILITIES
 NO. 100
 SE19



NO.	SYMBOL	DESCRIPTION	NO.	SYMBOL	DESCRIPTION
1	[Symbol]	...	1	[Symbol]	...
2	[Symbol]	...	2	[Symbol]	...
3	[Symbol]	...	3	[Symbol]	...
4	[Symbol]	...	4	[Symbol]	...
5	[Symbol]	...	5	[Symbol]	...

UNIT NO.	UNIT NAME	STATUS	DATE
1
2
3
4
5

PLANT	DATE	TIME	BY
SE20
...

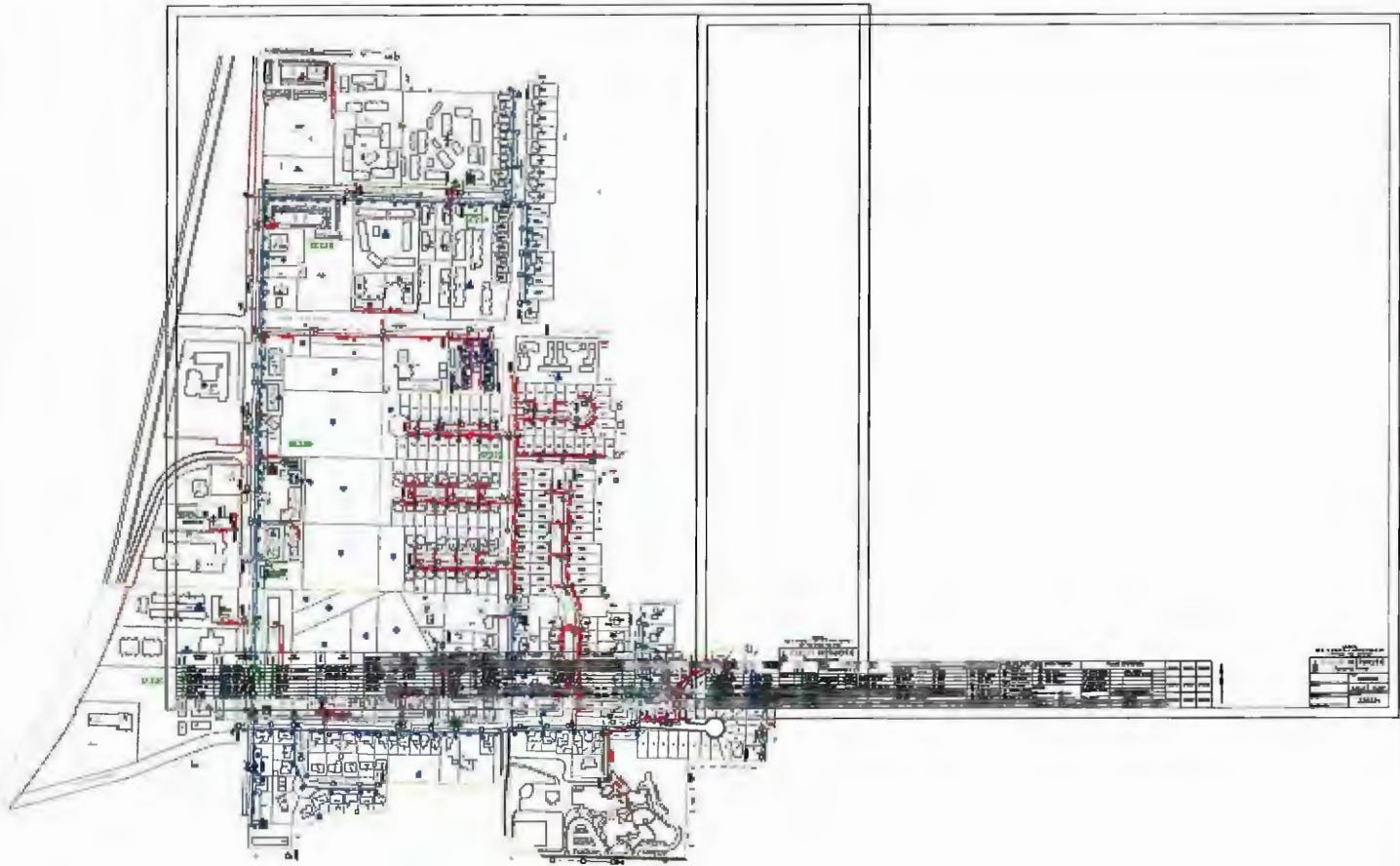
TACOMA POWER
TACOMA PUBLIC UTILITIES

NO SCALE

SE20



REVISIONS:
1. ...
2. ...
3. ...



NO. 100000	REVISION
NO. 100001	REVISION
NO. 100002	REVISION
NO. 100003	REVISION
NO. 100004	REVISION
NO. 100005	REVISION
NO. 100006	REVISION
NO. 100007	REVISION
NO. 100008	REVISION
NO. 100009	REVISION
NO. 100010	REVISION

NO.	DESCRIPTION	DATE	BY	CHKD.	APP'D.
1
2
3
4
5
6
7
8
9
10
11
12
13
14
15
16
17
18
19
20
21
22
23
24
25
26
27
28
29
30
31
32
33
34
35
36
37
38
39
40
41
42
43
44
45
46
47
48
49
50
51
52
53
54
55
56
57
58
59
60
61
62
63
64
65
66
67
68
69
70
71
72
73
74
75
76
77
78
79
80
81
82
83
84
85
86
87
88
89
90
91
92
93
94
95
96
97
98
99
100

REVISIONS
 SEE LIST OF REVISIONS SHEET
 (SEE LIST OF REVISIONS SHEET)
 REVISIONS SHEET NO. 100000

TACOMA POWER
 WASHINGTON PUBLIC UTILITIES DISTRICT

NO. 100000

NO. 100001

NO. 100002

NO. 100003

NO. 100004

NO. 100005

NO. 100006

NO. 100007

NO. 100008

NO. 100009

NO. 100010

NO. 100011

NO. 100012

NO. 100013

NO. 100014

NO. 100015

NO. 100016

NO. 100017

NO. 100018

NO. 100019

NO. 100020

NO. 100021

NO. 100022

NO. 100023

NO. 100024

NO. 100025

NO. 100026

NO. 100027

NO. 100028

NO. 100029

NO. 100030

NO. 100031

NO. 100032

NO. 100033

NO. 100034

NO. 100035

NO. 100036

NO. 100037

NO. 100038

NO. 100039

NO. 100040

NO. 100041

NO. 100042

NO. 100043

NO. 100044

NO. 100045

NO. 100046

NO. 100047

NO. 100048

NO. 100049

NO. 100050

NO. 100051

NO. 100052

NO. 100053

NO. 100054

NO. 100055

NO. 100056

NO. 100057

NO. 100058

NO. 100059

NO. 100060

NO. 100061

NO. 100062

NO. 100063

NO. 100064

NO. 100065

NO. 100066

NO. 100067

NO. 100068

NO. 100069

NO. 100070

NO. 100071

NO. 100072

NO. 100073

NO. 100074

NO. 100075

NO. 100076

NO. 100077

NO. 100078

NO. 100079

NO. 100080

NO. 100081

NO. 100082

NO. 100083

NO. 100084

NO. 100085

NO. 100086

NO. 100087

NO. 100088

NO. 100089

NO. 100090

NO. 100091

NO. 100092

NO. 100093

NO. 100094

NO. 100095

NO. 100096

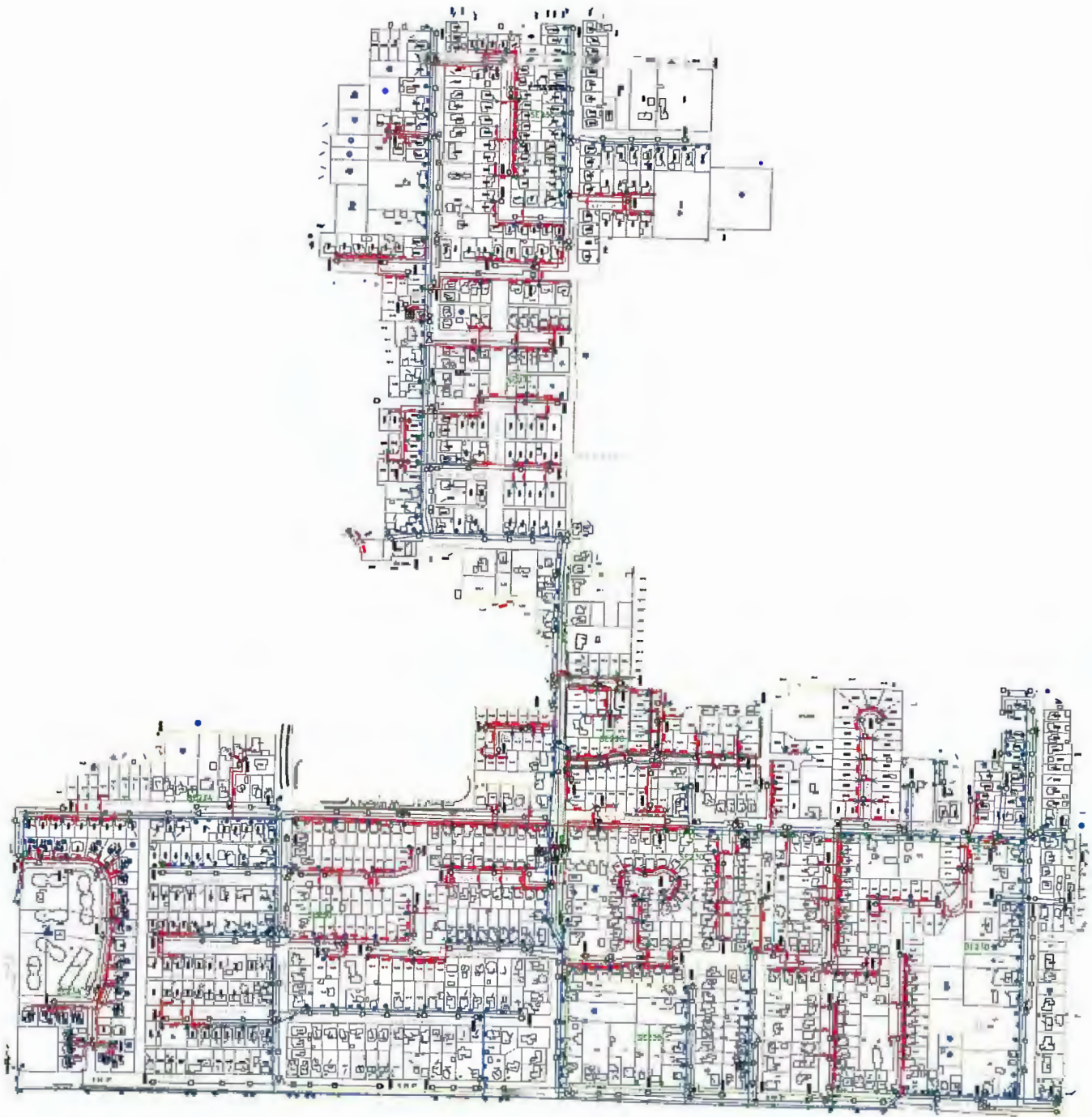
NO. 100097

NO. 100098

NO. 100099

NO. 100100

SE22



NO.	SYMBOL	DESCRIPTION	NO.	SYMBOL	DESCRIPTION	NO.	SYMBOL	DESCRIPTION	NO.	SYMBOL	DESCRIPTION	NO.	SYMBOL	DESCRIPTION	NO.	SYMBOL	DESCRIPTION
1	[Symbol]	...	1	[Symbol]	...	1	[Symbol]	...	1	[Symbol]	...	1	[Symbol]	...	1	[Symbol]	...
2	[Symbol]	...	2	[Symbol]	...	2	[Symbol]	...	2	[Symbol]	...	2	[Symbol]	...	2	[Symbol]	...
3	[Symbol]	...	3	[Symbol]	...	3	[Symbol]	...	3	[Symbol]	...	3	[Symbol]	...	3	[Symbol]	...
4	[Symbol]	...	4	[Symbol]	...	4	[Symbol]	...	4	[Symbol]	...	4	[Symbol]	...	4	[Symbol]	...
5	[Symbol]	...	5	[Symbol]	...	5	[Symbol]	...	5	[Symbol]	...	5	[Symbol]	...	5	[Symbol]	...
6	[Symbol]	...	6	[Symbol]	...	6	[Symbol]	...	6	[Symbol]	...	6	[Symbol]	...	6	[Symbol]	...
7	[Symbol]	...	7	[Symbol]	...	7	[Symbol]	...	7	[Symbol]	...	7	[Symbol]	...	7	[Symbol]	...
8	[Symbol]	...	8	[Symbol]	...	8	[Symbol]	...	8	[Symbol]	...	8	[Symbol]	...	8	[Symbol]	...
9	[Symbol]	...	9	[Symbol]	...	9	[Symbol]	...	9	[Symbol]	...	9	[Symbol]	...	9	[Symbol]	...
10	[Symbol]	...	10	[Symbol]	...	10	[Symbol]	...	10	[Symbol]	...	10	[Symbol]	...	10	[Symbol]	...

UNITS PASSED

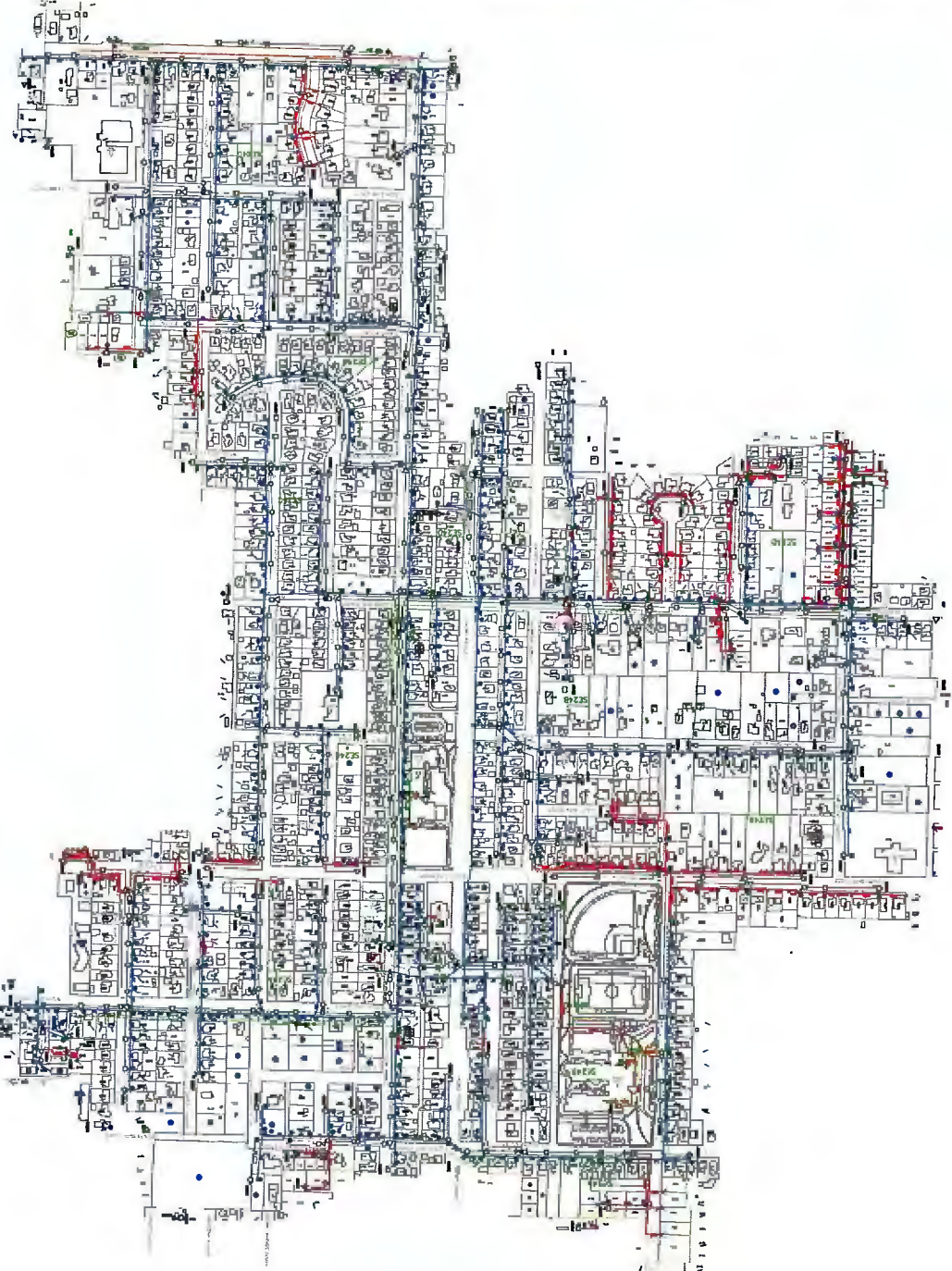
PLANT STATUS

NO SCALE

TACOMA POWER
 TACOMA PUBLIC UTILITIES

NO SCALE

SE23



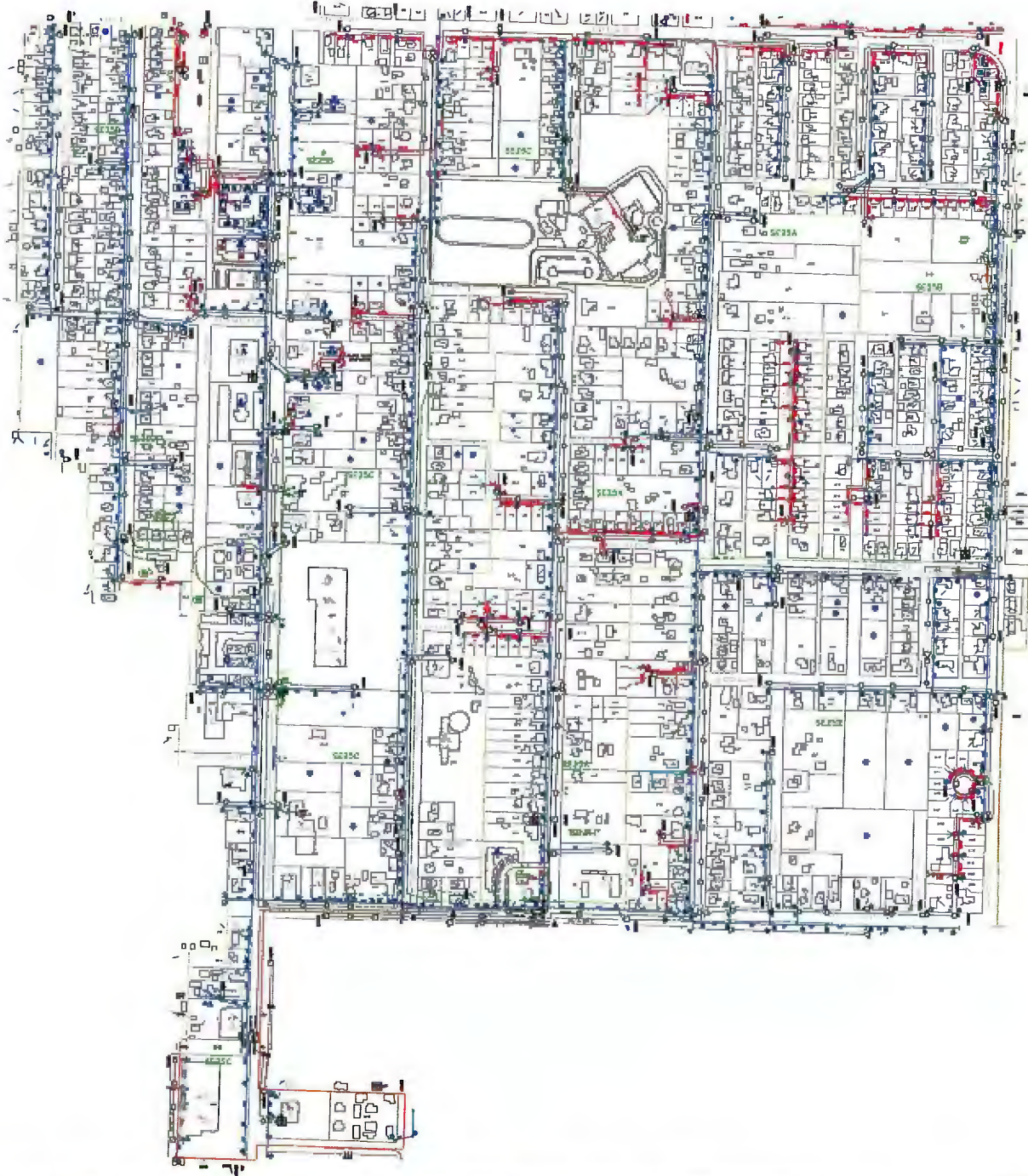
NO.	DESCRIPTION	DATE	BY	CHECKED
1	REVISED			
2	REVISED			
3	REVISED			
4	REVISED			
5	REVISED			
6	REVISED			
7	REVISED			
8	REVISED			
9	REVISED			
10	REVISED			
11	REVISED			
12	REVISED			
13	REVISED			
14	REVISED			
15	REVISED			
16	REVISED			
17	REVISED			
18	REVISED			
19	REVISED			
20	REVISED			
21	REVISED			
22	REVISED			
23	REVISED			
24	REVISED			
25	REVISED			
26	REVISED			
27	REVISED			
28	REVISED			
29	REVISED			
30	REVISED			
31	REVISED			
32	REVISED			
33	REVISED			
34	REVISED			
35	REVISED			
36	REVISED			
37	REVISED			
38	REVISED			
39	REVISED			
40	REVISED			
41	REVISED			
42	REVISED			
43	REVISED			
44	REVISED			
45	REVISED			
46	REVISED			
47	REVISED			
48	REVISED			
49	REVISED			
50	REVISED			
51	REVISED			
52	REVISED			
53	REVISED			
54	REVISED			
55	REVISED			
56	REVISED			
57	REVISED			
58	REVISED			
59	REVISED			
60	REVISED			
61	REVISED			
62	REVISED			
63	REVISED			
64	REVISED			
65	REVISED			
66	REVISED			
67	REVISED			
68	REVISED			
69	REVISED			
70	REVISED			
71	REVISED			
72	REVISED			
73	REVISED			
74	REVISED			
75	REVISED			
76	REVISED			
77	REVISED			
78	REVISED			
79	REVISED			
80	REVISED			
81	REVISED			
82	REVISED			
83	REVISED			
84	REVISED			
85	REVISED			
86	REVISED			
87	REVISED			
88	REVISED			
89	REVISED			
90	REVISED			
91	REVISED			
92	REVISED			
93	REVISED			
94	REVISED			
95	REVISED			
96	REVISED			
97	REVISED			
98	REVISED			
99	REVISED			
100	REVISED			

TACOMA POWER
TACOMA PUBLIC UTILITIES

NO. 24
NO. SCALE

SE24

DATE: 11/11/11
BY: [Signature]
CHECKED: [Signature]



ACCOMMODATIONS		UNITS PASSED		PLANT STATISTICS	
NO.	DESCRIPTION	NO.	DESCRIPTION	NO.	DESCRIPTION
1	...	1	...	1	...
2	...	2	...	2	...
3	...	3	...	3	...
4	...	4	...	4	...
5	...	5	...	5	...
6	...	6	...	6	...
7	...	7	...	7	...
8	...	8	...	8	...
9	...	9	...	9	...
10	...	10	...	10	...
11	...	11	...	11	...
12	...	12	...	12	...
13	...	13	...	13	...
14	...	14	...	14	...
15	...	15	...	15	...
16	...	16	...	16	...
17	...	17	...	17	...
18	...	18	...	18	...
19	...	19	...	19	...
20	...	20	...	20	...
21	...	21	...	21	...
22	...	22	...	22	...
23	...	23	...	23	...
24	...	24	...	24	...
25	...	25	...	25	...
26	...	26	...	26	...
27	...	27	...	27	...
28	...	28	...	28	...
29	...	29	...	29	...
30	...	30	...	30	...
31	...	31	...	31	...
32	...	32	...	32	...
33	...	33	...	33	...
34	...	34	...	34	...
35	...	35	...	35	...
36	...	36	...	36	...
37	...	37	...	37	...
38	...	38	...	38	...
39	...	39	...	39	...
40	...	40	...	40	...
41	...	41	...	41	...
42	...	42	...	42	...
43	...	43	...	43	...
44	...	44	...	44	...
45	...	45	...	45	...
46	...	46	...	46	...
47	...	47	...	47	...
48	...	48	...	48	...
49	...	49	...	49	...
50	...	50	...	50	...

TACOMA POWER
 1000 E. COMMERCIAL ST.
 TACOMA, WASH. 98402
 PHONE (206) 865-1111
 FAX (206) 865-1112



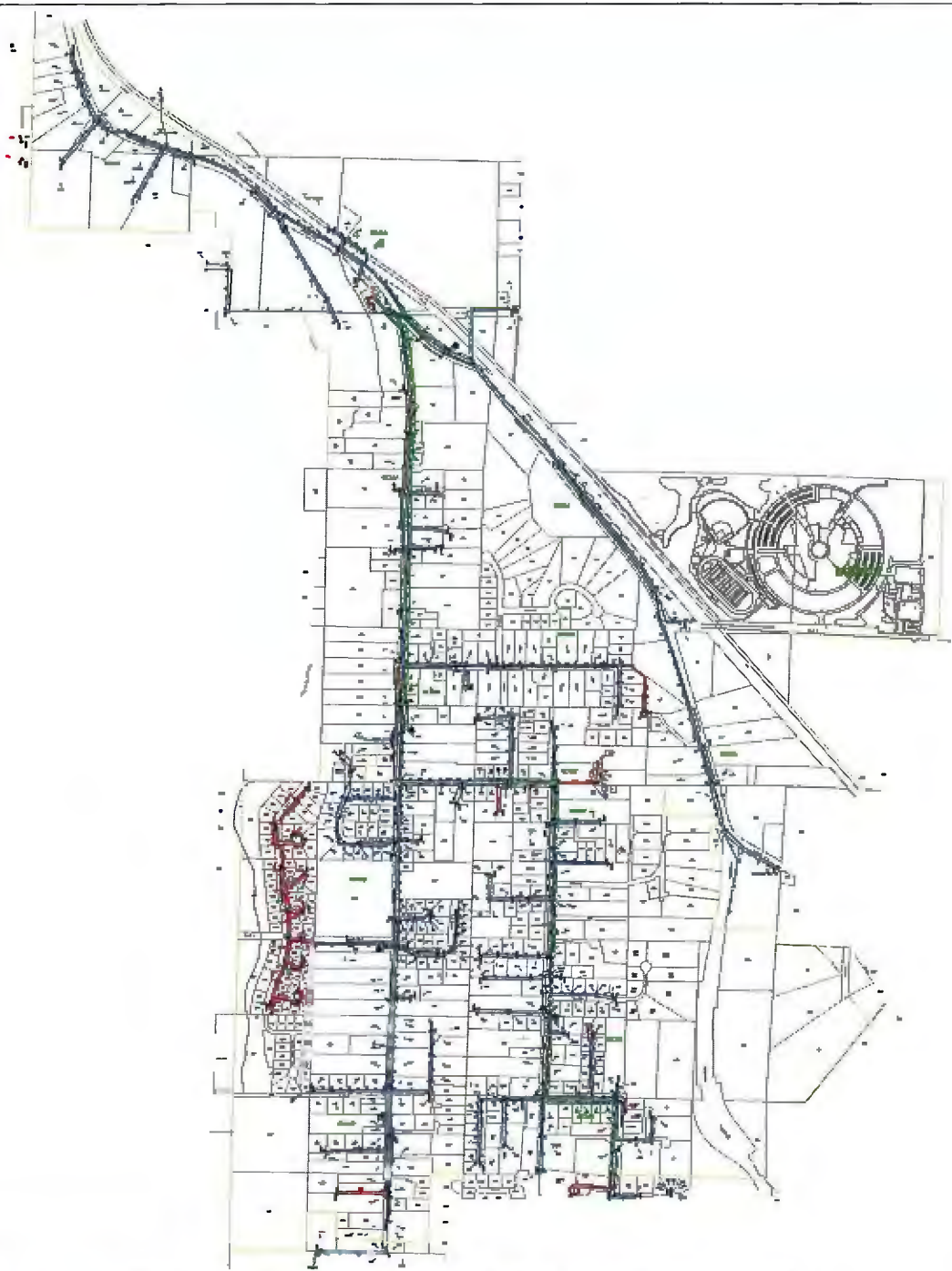
HYDRO PANE	INTERMEDIATE PANE	FEED PANE	MAP PANE	PLANT PANE	UNITS PASSED	PLANT STATISTICS
1	2	3	4	5	6	7
8	9	10	11	12	13	14
15	16	17	18	19	20	21
22	23	24	25	26	27	28
29	30	31	32	33	34	35
36	37	38	39	40	41	42
43	44	45	46	47	48	49
50	51	52	53	54	55	56
57	58	59	60	61	62	63
64	65	66	67	68	69	70
71	72	73	74	75	76	77
78	79	80	81	82	83	84
85	86	87	88	89	90	91
92	93	94	95	96	97	98
99	100	101	102	103	104	105

GENERAL
 NOTES AND SPECIFICATIONS
 (EXCERPTS FROM OTHER SHEETS)
 RELATED TO THIS SHEET

JACOMA POWER
 TACOMA PUBLIC UTILITIES

NO SCALE

SEC26



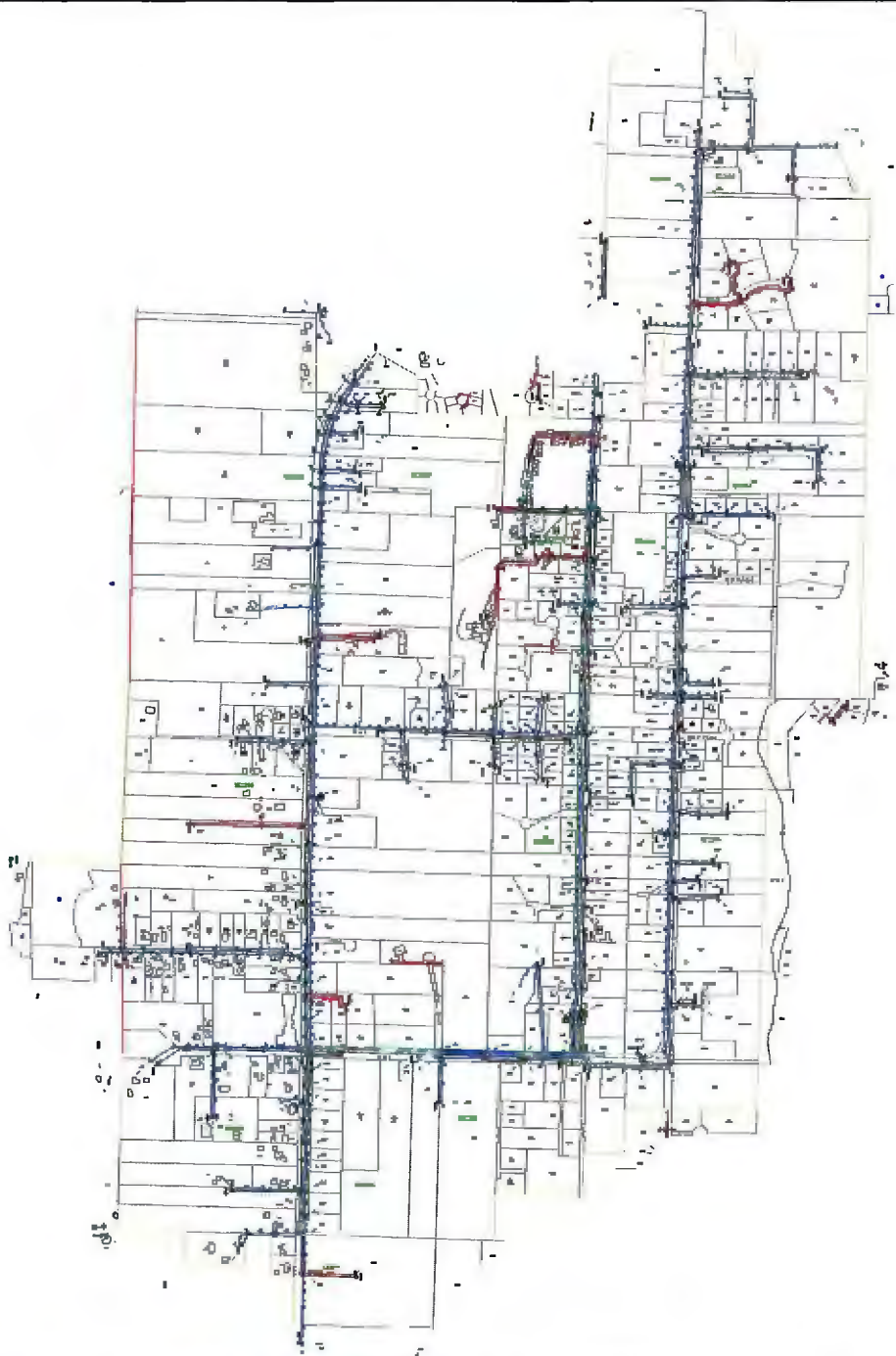
SECTION TABLE	UNIONVILLE TABLE	POLE TABLE	LINE TABLE	WIRE TABLE	TRANSFORMER TABLE	CONDUIT TABLE	VALVE TABLE	UNIT TABLE	PLANT TABLE	UNITS PASSED	PLANT STATISTICS
1	2	3	4	5	6	7	8	9	10	11	12
...

DEFINITION
 SYMBOLS AND LINE TYPES
 AND/OR DIMENSIONS
 APPLIED TO THIS DRAWING

TACOMA POWER
 TACOMA PUBLIC UTILITIES

NO SCALE

SEC28



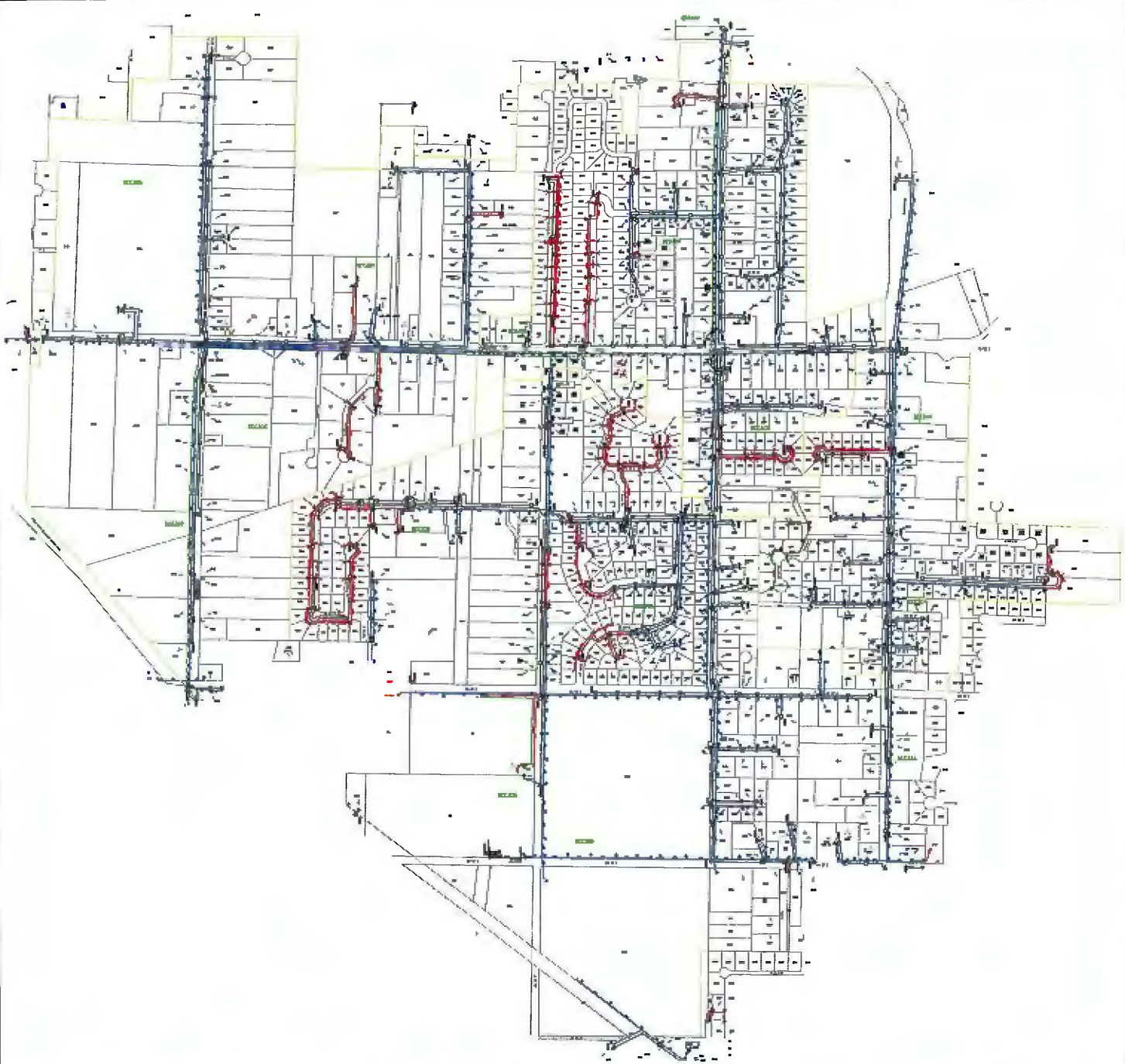
ASSEMBLY SYMBOLS		MECHANICAL SYMBOLS		PIPE SYMBOLS		VALVE SYMBOLS		ELECTRICAL SYMBOLS		ELECTRICAL SYMBOLS		ELECTRICAL SYMBOLS		ELECTRICAL SYMBOLS		ELECTRICAL SYMBOLS		ELECTRICAL SYMBOLS		ELECTRICAL SYMBOLS	
[Symbol]	[Symbol]	[Symbol]	[Symbol]	[Symbol]	[Symbol]	[Symbol]	[Symbol]	[Symbol]	[Symbol]	[Symbol]	[Symbol]	[Symbol]	[Symbol]	[Symbol]	[Symbol]	[Symbol]	[Symbol]	[Symbol]	[Symbol]	[Symbol]	[Symbol]
[Symbol]	[Symbol]	[Symbol]	[Symbol]	[Symbol]	[Symbol]	[Symbol]	[Symbol]	[Symbol]	[Symbol]	[Symbol]	[Symbol]	[Symbol]	[Symbol]	[Symbol]	[Symbol]	[Symbol]	[Symbol]	[Symbol]	[Symbol]	[Symbol]	[Symbol]
[Symbol]	[Symbol]	[Symbol]	[Symbol]	[Symbol]	[Symbol]	[Symbol]	[Symbol]	[Symbol]	[Symbol]	[Symbol]	[Symbol]	[Symbol]	[Symbol]	[Symbol]	[Symbol]	[Symbol]	[Symbol]	[Symbol]	[Symbol]	[Symbol]	[Symbol]
[Symbol]	[Symbol]	[Symbol]	[Symbol]	[Symbol]	[Symbol]	[Symbol]	[Symbol]	[Symbol]	[Symbol]	[Symbol]	[Symbol]	[Symbol]	[Symbol]	[Symbol]	[Symbol]	[Symbol]	[Symbol]	[Symbol]	[Symbol]	[Symbol]	[Symbol]

NOTES:
 1. [Symbol] - [Symbol]
 2. [Symbol] - [Symbol]
 3. [Symbol] - [Symbol]
 4. [Symbol] - [Symbol]

JACOMA POWER
 TECHNICAL PUBLIC UTILITIES

NO SCALE

SEC29



LINE	SYMBOL	DESCRIPTION	LINE	SYMBOL	DESCRIPTION	LINE	SYMBOL	DESCRIPTION	LINE	SYMBOL	DESCRIPTION	LINE	SYMBOL	DESCRIPTION	LINE	SYMBOL	DESCRIPTION	LINE	SYMBOL	DESCRIPTION	LINE	SYMBOL	DESCRIPTION
1	[Symbol]	Water Main	11	[Symbol]	Sanitary Sewer	21	[Symbol]	Storm Sewer	31	[Symbol]	Gas	41	[Symbol]	Electric	51	[Symbol]	Telephone	61	[Symbol]	Optical Fiber	71	[Symbol]	Other
...

JACOMA POWER
TACOMA PUBLIC UTILITIES

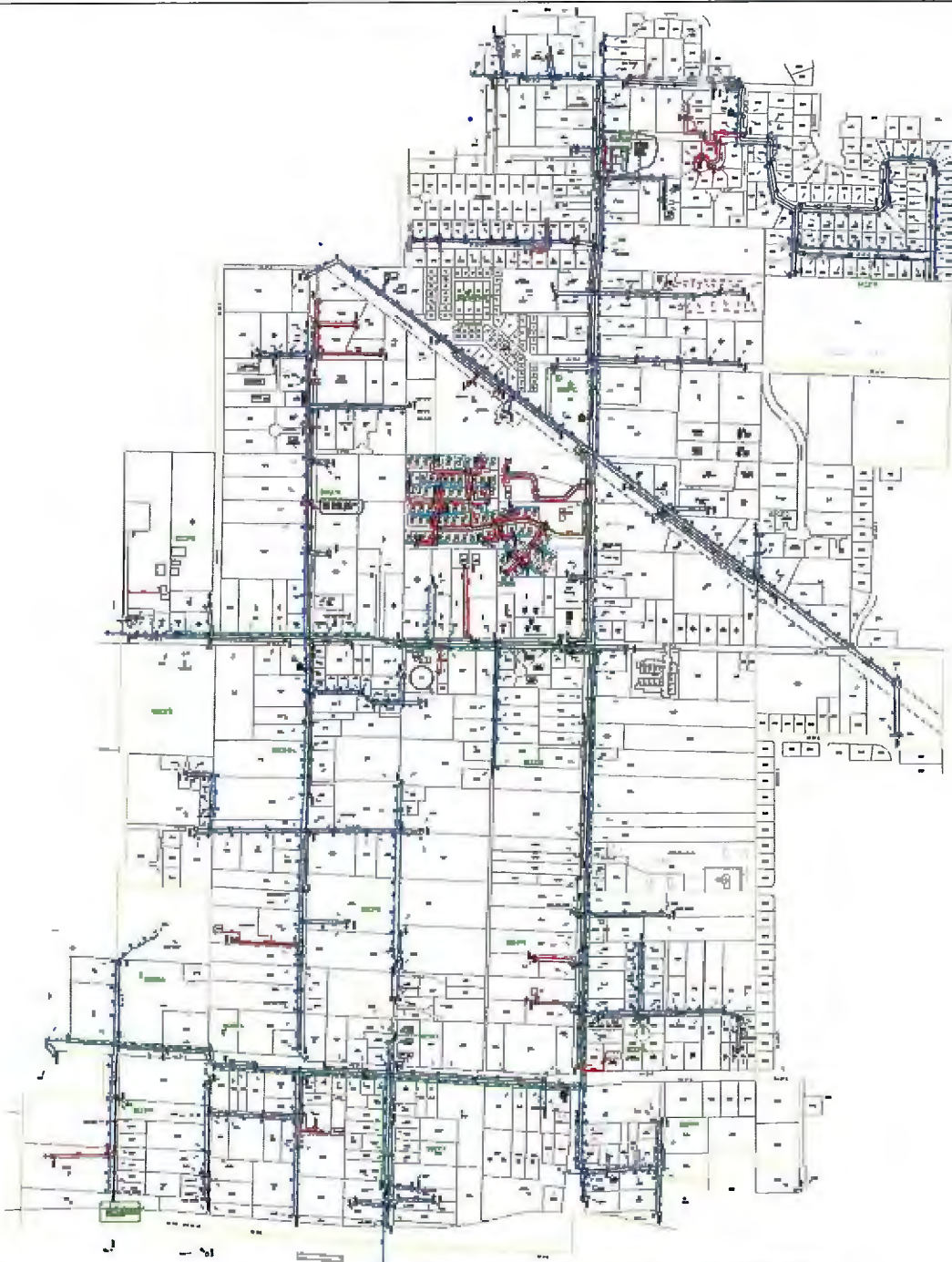
DATE: _____
DRAWN BY: _____
CHECKED BY: _____
SCALE: AS SHOWN

PLANT STATISTICS

LINE TYPE	LENGTH (FEET)	NUMBER OF JOINTS
Water Main		
Sanitary Sewer		
Storm Sewer		
Gas		
Electric		
Telephone		
Optical Fiber		

NOTES:
 1. ALL WORK SHALL BE IN ACCORDANCE WITH THE CITY OF TACOMA SPECIFICATIONS FOR UTILITY INSTALLATION.
 2. THIS PLAN IS FOR INFORMATION ONLY.
 3. FIELD SURVEY SHALL BE CONDUCTED PRIOR TO CONSTRUCTION.
 4. ALL CONDUITS SHALL BE INSTALLED AT A MINIMUM 48" DEPTH.
 5. ALL JOINTS SHALL BE PROTECTED BY CAST IRON MANHOLES.
 6. ALL WORK SHALL BE COMPLETED BY THE DATE SPECIFIED IN THE CONTRACT.

SEC30



SYMBOL		DESCRIPTION		PLANT STATISTICS	
1	2	3	4	5	6
7	8	9	10	11	12
13	14	15	16	17	18
19	20	21	22	23	24
25	26	27	28	29	30
31	32	33	34	35	36
37	38	39	40	41	42
43	44	45	46	47	48
49	50	51	52	53	54
55	56	57	58	59	60
61	62	63	64	65	66
67	68	69	70	71	72
73	74	75	76	77	78
79	80	81	82	83	84
85	86	87	88	89	90
91	92	93	94	95	96
97	98	99	100	101	102
103	104	105	106	107	108
109	110	111	112	113	114
115	116	117	118	119	120
121	122	123	124	125	126
127	128	129	130	131	132
133	134	135	136	137	138
139	140	141	142	143	144
145	146	147	148	149	150
151	152	153	154	155	156
157	158	159	160	161	162
163	164	165	166	167	168
169	170	171	172	173	174
175	176	177	178	179	180
181	182	183	184	185	186
187	188	189	190	191	192
193	194	195	196	197	198
199	200	201	202	203	204
205	206	207	208	209	210
211	212	213	214	215	216
217	218	219	220	221	222
223	224	225	226	227	228
229	230	231	232	233	234
235	236	237	238	239	240
241	242	243	244	245	246
247	248	249	250	251	252
253	254	255	256	257	258
259	260	261	262	263	264
265	266	267	268	269	270
271	272	273	274	275	276
277	278	279	280	281	282
283	284	285	286	287	288
289	290	291	292	293	294
295	296	297	298	299	300

NOTES:
 1. ALL DIMENSIONS ARE IN FEET AND INCHES.
 2. DIMENSIONS TO CENTER LINE UNLESS OTHERWISE NOTED.
 3. ALL DIMENSIONS TO BE CHECKED BY FIELD SURVEY.
 4. ALL DIMENSIONS TO BE CHECKED BY FIELD SURVEY.
 5. ALL DIMENSIONS TO BE CHECKED BY FIELD SURVEY.

TACOMA POWER
 A TACOMA PUBLIC UTILITIES COMPANY

NO SCALE

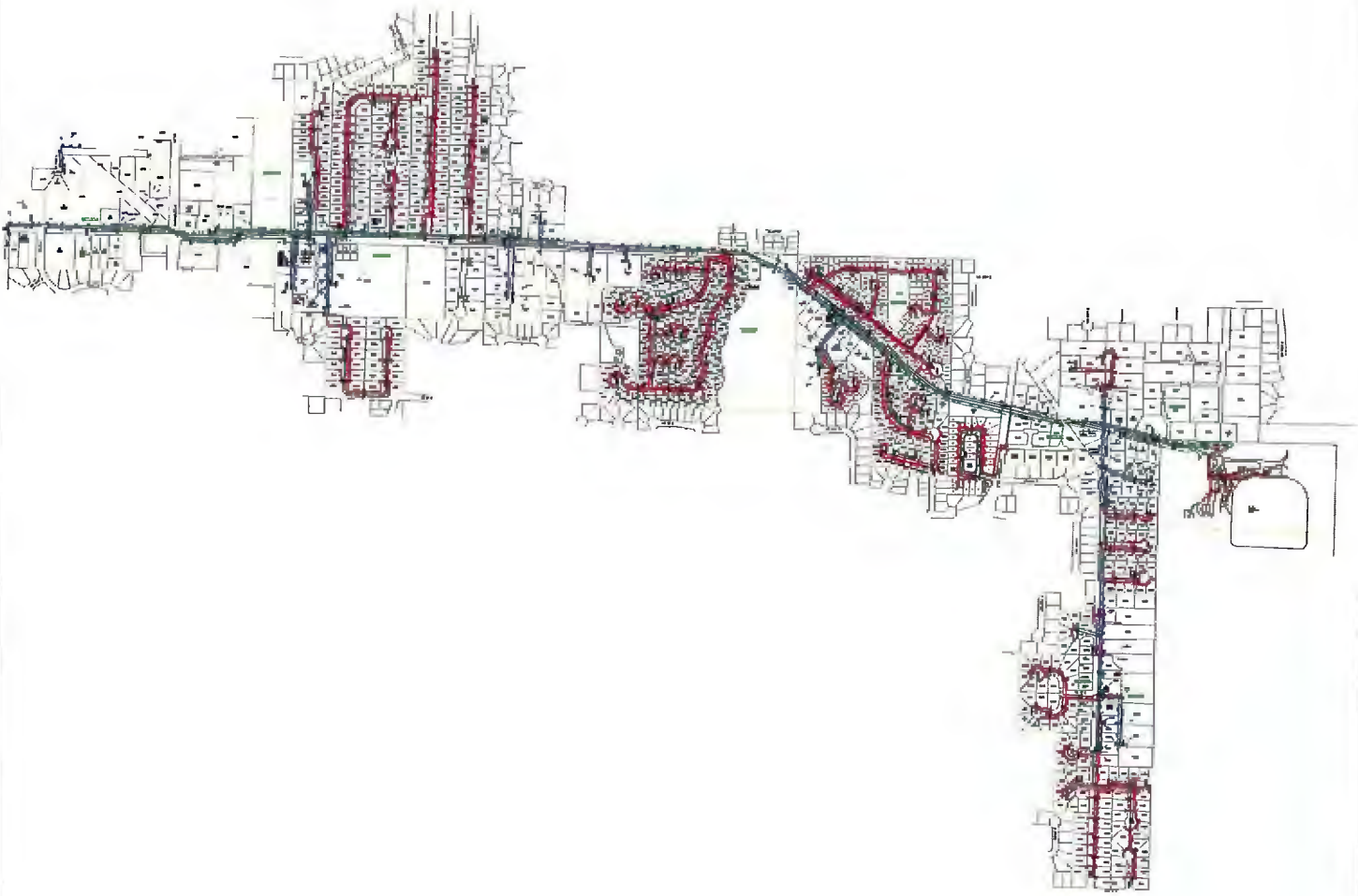
SEC31



WORKING TABLE		FIELD TABLE		REF SYMBOL		WORK SYMBOL		UNITS PASSED		PLANT STATISTICS	
1	2	3	4	5	6	7	8	9	10	11	12
...

CORRECT
 POLICE AND OTHERS TO
 BE HELD LIABLE FOR ALL
 DAMAGES AND COSTS

JACOMA POWER
 JACOMA PUBLIC UTILITIES
 NO SCALE
SEC32



JACOMA PANELS		LAWRENCEVILLE PANELS		PINE FOREST		NEW PINE		SUNNYVALE		SUNNYVALE		UNITS PASSED		PLANT STATISTICS	
1	2	3	4	5	6	7	8	9	10	11	12	13	14	15	16
...

GENERAL
 FOLLOW THE STREET LIGHTS
 FOR THE BEST SERVICE
 AND SAFETY

JACOMA POWER
 TACOMA PUBLIC UTILITIES

NO SCALE
 SEC33



NO.	DESCRIPTION	UNIT	STATUS	DATE	BY	REVISION
1
2
3
4
5
6
7
8
9
10
11
12
13
14
15
16
17
18
19
20
21
22
23
24
25
26
27
28
29
30
31
32
33
34
35
36
37
38
39
40
41
42
43
44
45
46
47
48
49
50

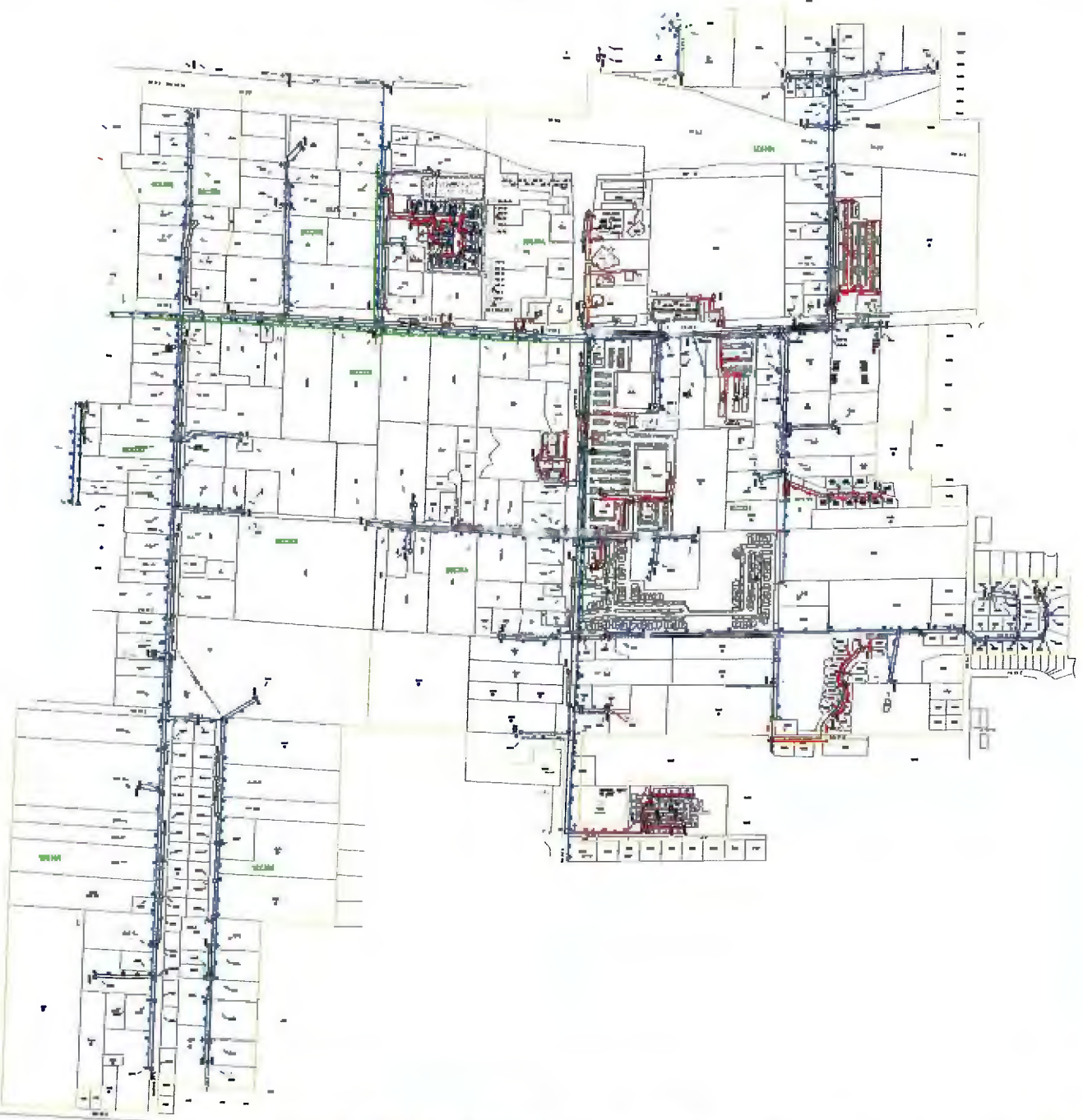
UNITS PASSED

PLANT STATISTICS

NO. SCALE

TACOMA POWER
TACOMA PUBLIC UTILITIES

SEC34



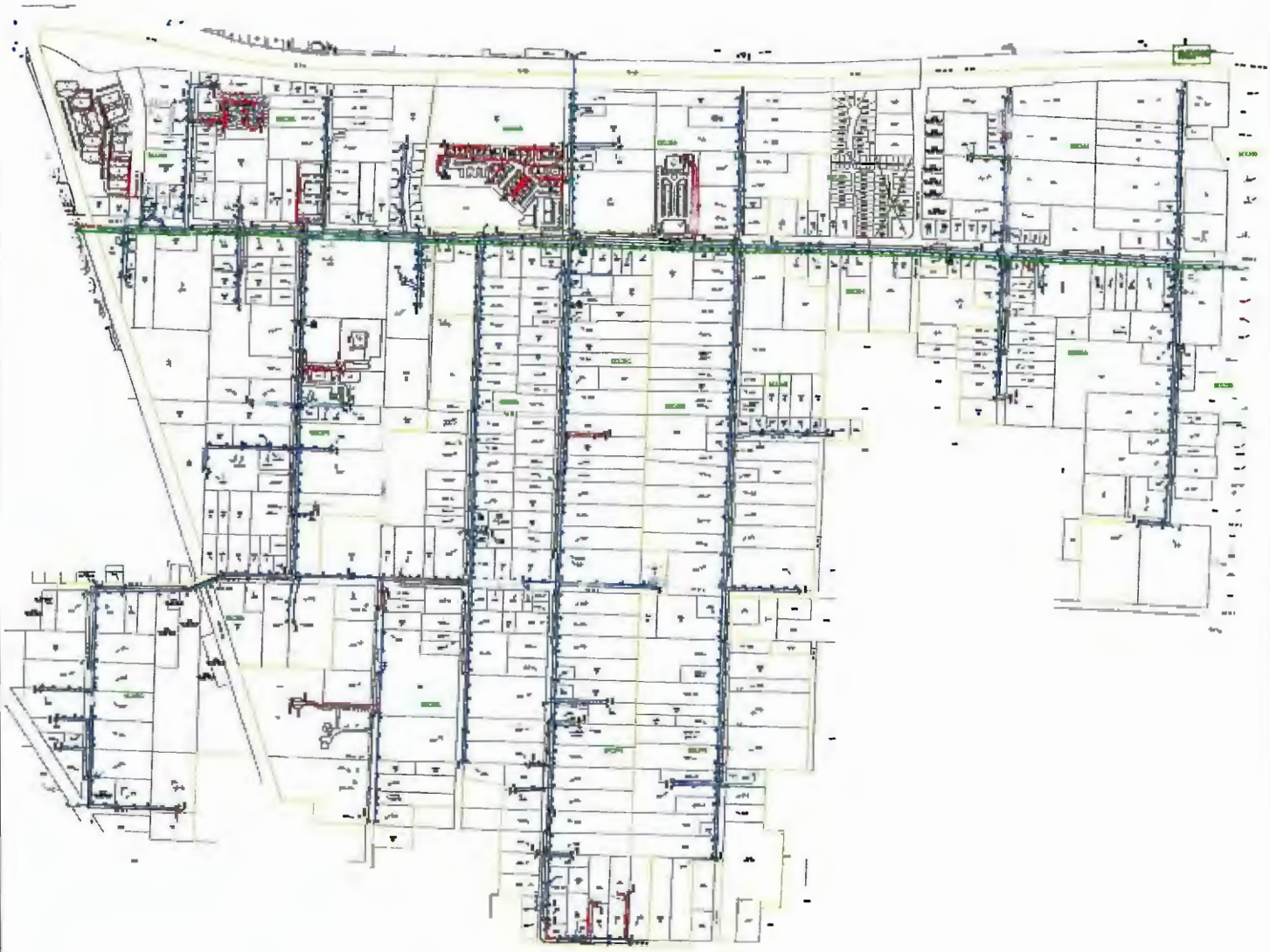
NO.	DESCRIPTION	TYPE	STATUS	DATE	BY
1	500KVA Transformer	Transformer	Installed	10/15/2010	JACOMA
2	500KVA Transformer	Transformer	Installed	10/15/2010	JACOMA
3	Control Room	Control Room	Installed	10/15/2010	JACOMA
4	Pump Room	Pump Room	Installed	10/15/2010	JACOMA
5	Oil Room	Oil Room	Installed	10/15/2010	JACOMA
6	Motor Room	Motor Room	Installed	10/15/2010	JACOMA
7	Electric Room	Electric Room	Installed	10/15/2010	JACOMA

NOTES:
 1. ALL EQUIPMENT SHALL BE INSTALLED IN ACCORDANCE WITH THE NATIONAL ELECTRICAL CODE (NEC) AND THE NATIONAL FIRE ALARM AND SIGNAL CODE (NFPA 72).
 2. ALL ELECTRICAL WORK SHALL BE DONE IN ACCORDANCE WITH THE CITY OF TACOMA ELECTRICAL CODE.
 3. ALL ELECTRICAL WORK SHALL BE DONE IN ACCORDANCE WITH THE CITY OF TACOMA FIRE DEPARTMENT REGULATIONS.
 4. ALL ELECTRICAL WORK SHALL BE DONE IN ACCORDANCE WITH THE CITY OF TACOMA HEALTH DEPARTMENT REGULATIONS.
 5. ALL ELECTRICAL WORK SHALL BE DONE IN ACCORDANCE WITH THE CITY OF TACOMA ENVIRONMENTAL HEALTH SAFETY REGULATIONS.
 6. ALL ELECTRICAL WORK SHALL BE DONE IN ACCORDANCE WITH THE CITY OF TACOMA PUBLIC UTILITIES REGULATIONS.
 7. ALL ELECTRICAL WORK SHALL BE DONE IN ACCORDANCE WITH THE CITY OF TACOMA WATER UTILITIES REGULATIONS.
 8. ALL ELECTRICAL WORK SHALL BE DONE IN ACCORDANCE WITH THE CITY OF TACOMA SEWER UTILITIES REGULATIONS.
 9. ALL ELECTRICAL WORK SHALL BE DONE IN ACCORDANCE WITH THE CITY OF TACOMA GAS UTILITIES REGULATIONS.
 10. ALL ELECTRICAL WORK SHALL BE DONE IN ACCORDANCE WITH THE CITY OF TACOMA TELECOMMUNICATIONS UTILITIES REGULATIONS.

JACOMA POWER
 TACOMA PUBLIC UTILITIES

NO SCALE

SEC35



SECTION	DESCRIPTION	DATE	BY	CHECKED
1	GENERAL			
2	PLANT			
3	ELECTRICAL			
4	MECHANICAL			
5	PLUMBING			
6	HEATING			
7	Cooling			
8	Structural			
9	Other			

UNITS PASSED	PLANT STATISTICS
1	1
2	2
3	3
4	4
5	5
6	6
7	7
8	8
9	9
10	10

TACOMA POWER
TACOMA PUBLIC UTILITIES

NO SCALE

SEC.36



SECTION	DESCRIPTION	UNIT	STATUS	REMARKS
SEC230	SEC230	1	ON	
SEC235	SEC235	1	ON	
SEC240	SEC240	1	ON	
SEC245	SEC245	1	ON	
SEC250	SEC250	1	ON	
SEC255	SEC255	1	ON	
SEC260	SEC260	1	ON	
SEC265	SEC265	1	ON	
SEC270	SEC270	1	ON	
SEC275	SEC275	1	ON	
SEC280	SEC280	1	ON	
SEC285	SEC285	1	ON	
SEC290	SEC290	1	ON	
SEC295	SEC295	1	ON	
SEC300	SEC300	1	ON	
SEC305	SEC305	1	ON	
SEC310	SEC310	1	ON	
SEC315	SEC315	1	ON	
SEC320	SEC320	1	ON	
SEC325	SEC325	1	ON	
SEC330	SEC330	1	ON	
SEC335	SEC335	1	ON	
SEC340	SEC340	1	ON	
SEC345	SEC345	1	ON	
SEC350	SEC350	1	ON	
SEC355	SEC355	1	ON	
SEC360	SEC360	1	ON	
SEC365	SEC365	1	ON	
SEC370	SEC370	1	ON	

UNITS PASSED

PLANT STATISTICS

NOTES

1. All units are in service.

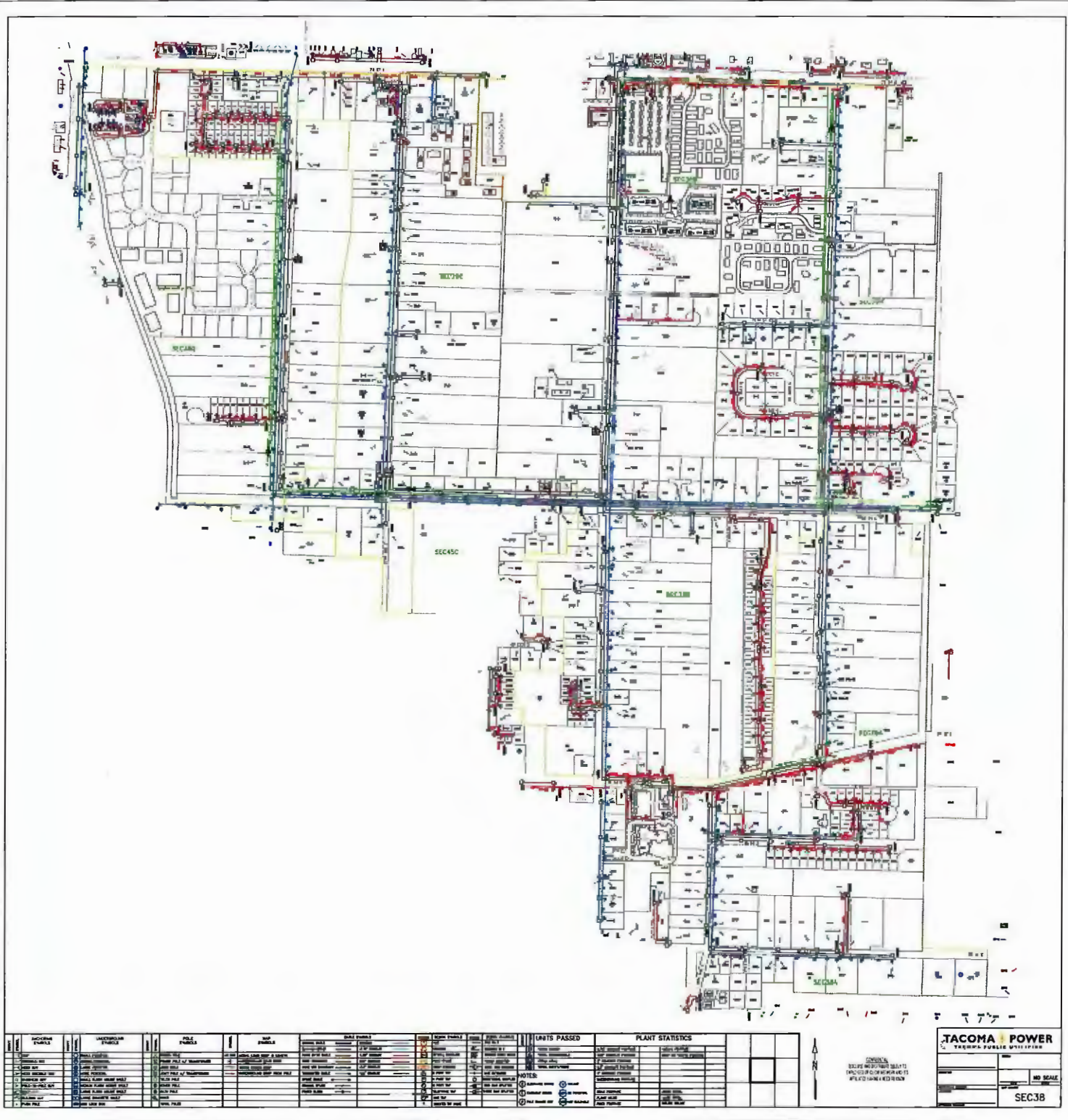
2. All units are in service.

3. All units are in service.



TACOMA POWER
PACIFIC PUBLIC UTILITIES

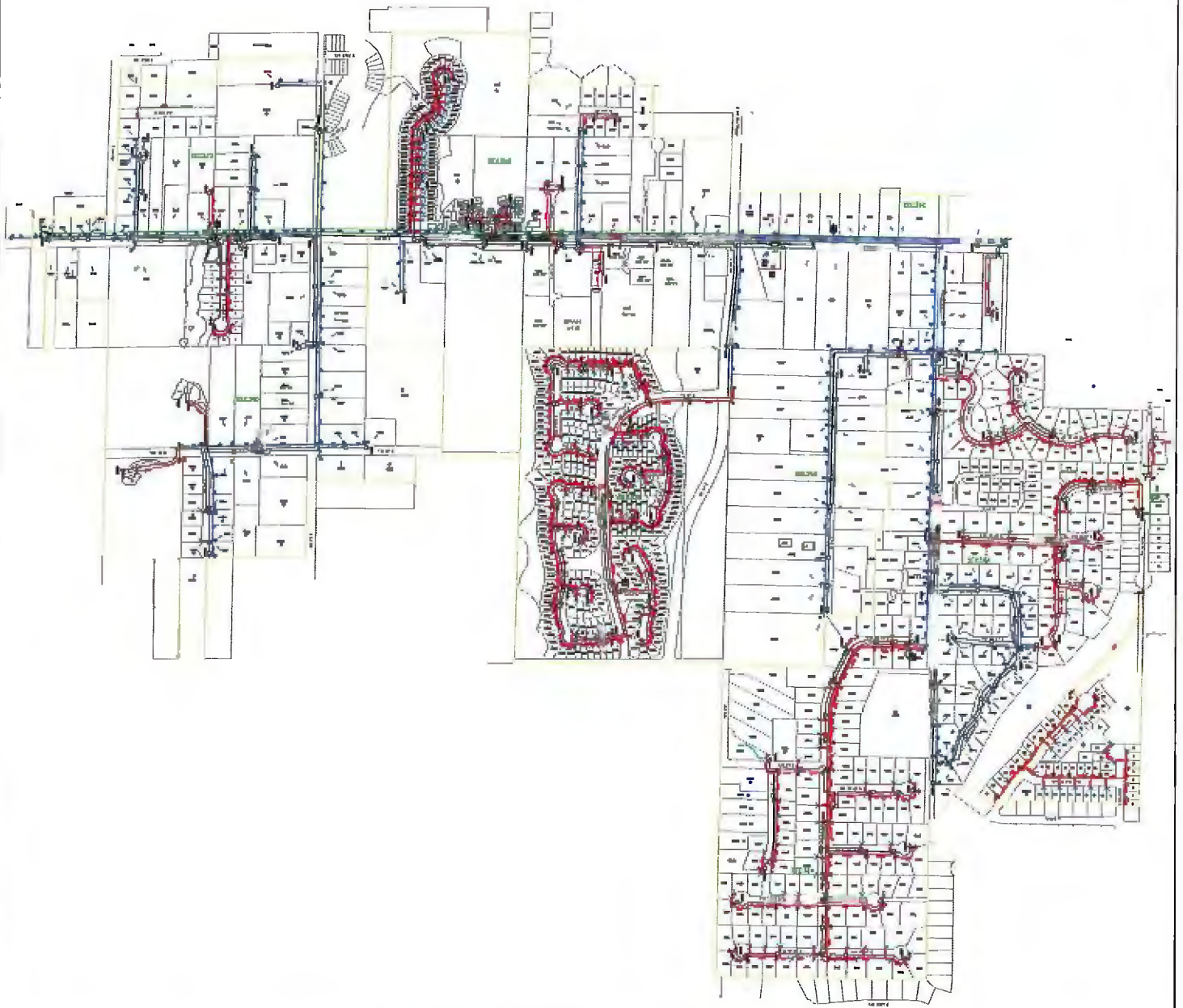
SEC37



TACOMA SYMBOL		UNDERGROUND SYMBOL		PILE SYMBOL		PILE SYMBOL		PILE SYMBOL		PILE SYMBOL		PILE SYMBOL		PILE SYMBOL		PILE SYMBOL		PILE SYMBOL	

UNITS PASSED
 PLANT STATISTICS

TACOMA POWER
 TRUSS PUBLIC UTILITIES
 NO SCALE
 SEC38



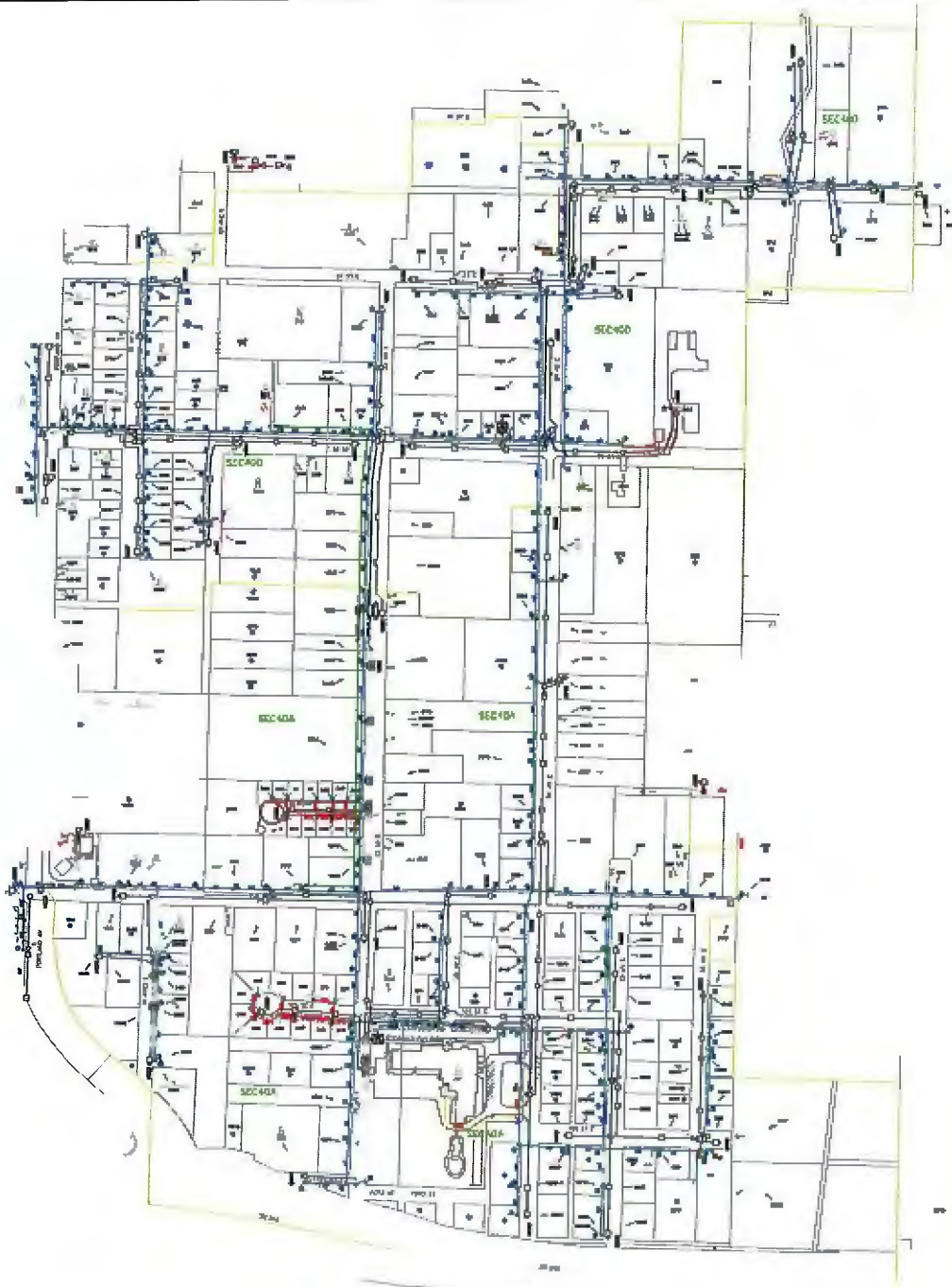
HOUSE NO.	ADDRESS	TYPE	DATE	STATUS	REMARKS
101	101 N. 1st St.	Single	1950	Active	...
102	102 N. 1st St.	Single	1950	Active	...
103	103 N. 1st St.	Single	1950	Active	...
104	104 N. 1st St.	Single	1950	Active	...
105	105 N. 1st St.	Single	1950	Active	...
106	106 N. 1st St.	Single	1950	Active	...
107	107 N. 1st St.	Single	1950	Active	...
108	108 N. 1st St.	Single	1950	Active	...
109	109 N. 1st St.	Single	1950	Active	...
110	110 N. 1st St.	Single	1950	Active	...
111	111 N. 1st St.	Single	1950	Active	...
112	112 N. 1st St.	Single	1950	Active	...
113	113 N. 1st St.	Single	1950	Active	...
114	114 N. 1st St.	Single	1950	Active	...
115	115 N. 1st St.	Single	1950	Active	...
116	116 N. 1st St.	Single	1950	Active	...
117	117 N. 1st St.	Single	1950	Active	...
118	118 N. 1st St.	Single	1950	Active	...
119	119 N. 1st St.	Single	1950	Active	...
120	120 N. 1st St.	Single	1950	Active	...
121	121 N. 1st St.	Single	1950	Active	...
122	122 N. 1st St.	Single	1950	Active	...
123	123 N. 1st St.	Single	1950	Active	...
124	124 N. 1st St.	Single	1950	Active	...
125	125 N. 1st St.	Single	1950	Active	...
126	126 N. 1st St.	Single	1950	Active	...
127	127 N. 1st St.	Single	1950	Active	...
128	128 N. 1st St.	Single	1950	Active	...
129	129 N. 1st St.	Single	1950	Active	...
130	130 N. 1st St.	Single	1950	Active	...
131	131 N. 1st St.	Single	1950	Active	...
132	132 N. 1st St.	Single	1950	Active	...
133	133 N. 1st St.	Single	1950	Active	...
134	134 N. 1st St.	Single	1950	Active	...
135	135 N. 1st St.	Single	1950	Active	...
136	136 N. 1st St.	Single	1950	Active	...
137	137 N. 1st St.	Single	1950	Active	...
138	138 N. 1st St.	Single	1950	Active	...
139	139 N. 1st St.	Single	1950	Active	...
140	140 N. 1st St.	Single	1950	Active	...
141	141 N. 1st St.	Single	1950	Active	...
142	142 N. 1st St.	Single	1950	Active	...
143	143 N. 1st St.	Single	1950	Active	...
144	144 N. 1st St.	Single	1950	Active	...
145	145 N. 1st St.	Single	1950	Active	...
146	146 N. 1st St.	Single	1950	Active	...
147	147 N. 1st St.	Single	1950	Active	...
148	148 N. 1st St.	Single	1950	Active	...
149	149 N. 1st St.	Single	1950	Active	...
150	150 N. 1st St.	Single	1950	Active	...

NOTES:
 1. All work to be done in accordance with the specifications of the Tacoma Power Department.
 2. All work to be done in accordance with the latest edition of the National Electrical Code.
 3. All work to be done in accordance with the latest edition of the National Fire Protection Association Code.
 4. All work to be done in accordance with the latest edition of the National Mechanical Code.
 5. All work to be done in accordance with the latest edition of the National Plumbing Code.
 6. All work to be done in accordance with the latest edition of the National Gas Code.
 7. All work to be done in accordance with the latest edition of the National Sanitation Code.
 8. All work to be done in accordance with the latest edition of the National Electrical Safety Code.
 9. All work to be done in accordance with the latest edition of the National Fire Protection Association Code.
 10. All work to be done in accordance with the latest edition of the National Mechanical Code.

TACOMA POWER
 TACOMA PUBLIC UTILITIES

NO SCALE

SEC39



SYMBOL	DESCRIPTION	SYMBOL	DESCRIPTION	SYMBOL	DESCRIPTION	SYMBOL	DESCRIPTION	SYMBOL	DESCRIPTION	SYMBOL	DESCRIPTION	SYMBOL	DESCRIPTION	SYMBOL	DESCRIPTION	SYMBOL	DESCRIPTION	SYMBOL	DESCRIPTION
[Symbol]	...	[Symbol]	...	[Symbol]	...	[Symbol]	...	[Symbol]	...	[Symbol]	...	[Symbol]	...	[Symbol]	...	[Symbol]	...	[Symbol]	...

1. ALL DIMENSIONS ARE IN FEET AND INCHES.
 2. DIMENSIONS ARE TO CENTER UNLESS OTHERWISE NOTED.
 3. ALL DIMENSIONS ARE TO FACE UNLESS OTHERWISE NOTED.

JACOBA POWER
 TARRANT COUNTY UTILITIES
 PROJECT NO. SEC40
 SHEET NO. SEC40

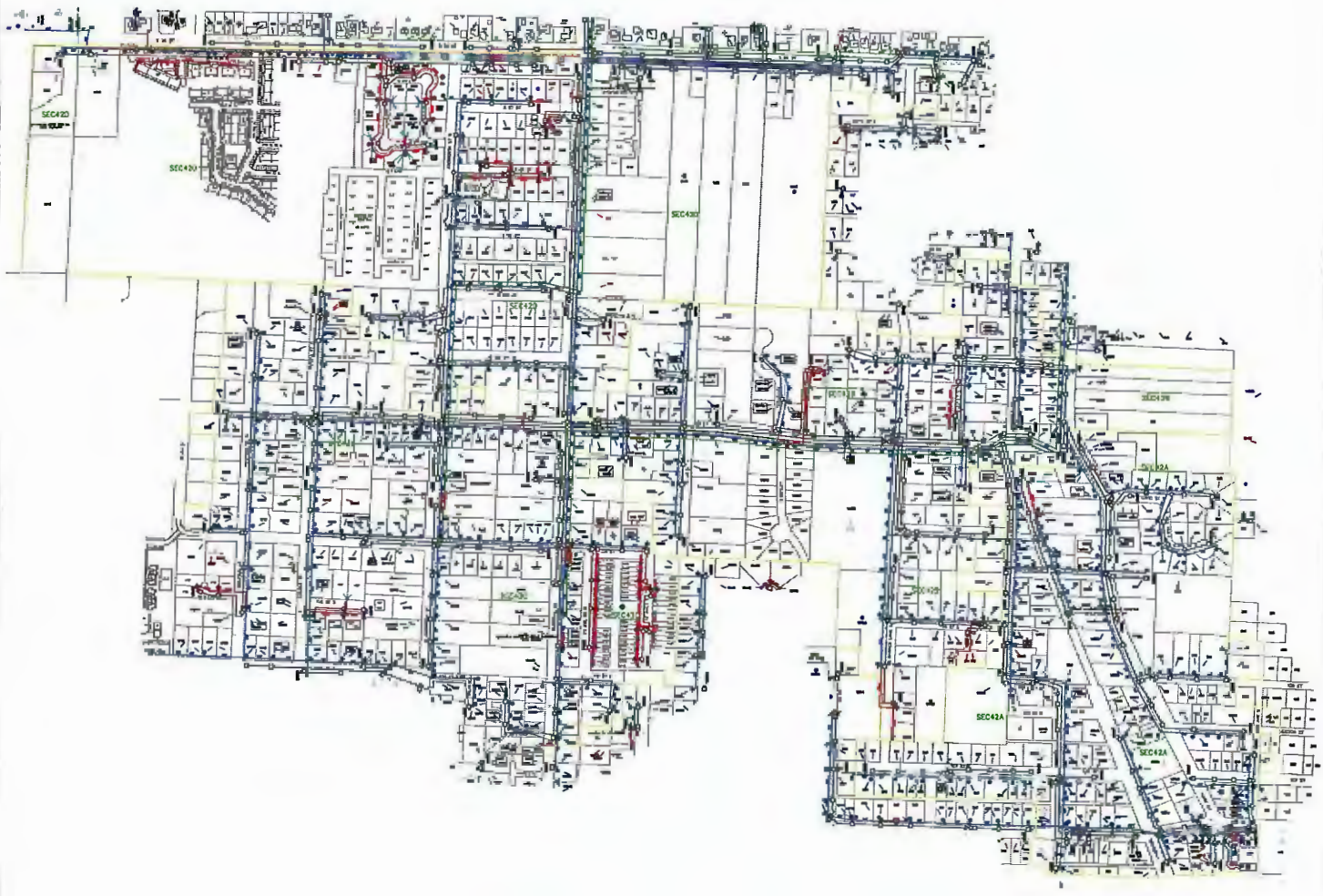


FIG. NO. 44

SECTION	DESCRIPTION	UNIT	STATUS	DATE	BY	CHKD.
SEC420
SEC421
SEC422
SEC423
SEC424
SEC425
SEC426
SEC427
SEC428
SEC429
SEC430
SEC431
SEC432
SEC433
SEC434
SEC435
SEC436
SEC437
SEC438
SEC439
SEC440



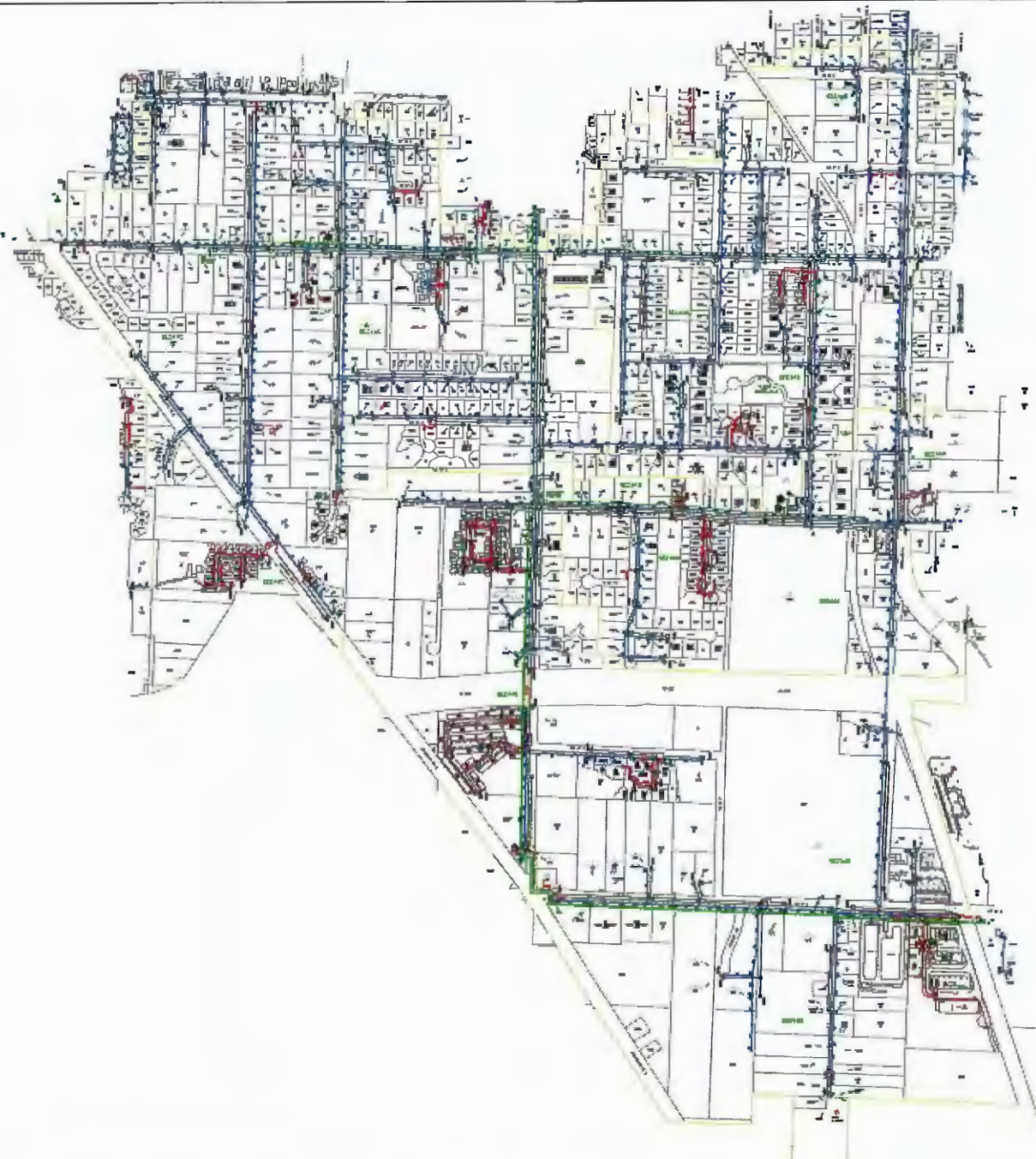
REVISIONS
 1. AS SHOWN ON THE DRAWING
 2. AS SHOWN ON THE DRAWING
 3. AS SHOWN ON THE DRAWING
 4. AS SHOWN ON THE DRAWING
 5. AS SHOWN ON THE DRAWING
 6. AS SHOWN ON THE DRAWING
 7. AS SHOWN ON THE DRAWING
 8. AS SHOWN ON THE DRAWING
 9. AS SHOWN ON THE DRAWING
 10. AS SHOWN ON THE DRAWING

TACOMA POWER
 TACOMA PUBLIC UTILITIES

DATE: _____
 DRAWN BY: _____
 CHECKED BY: _____
 APPROVED BY: _____

SCALE: _____

SEC42



HOODS			STREETS			POLE			CABLE			MISC.			PLANT			STATISTICS											
NO.	NAME	TYPE	NO.	NAME	TYPE	NO.	NAME	TYPE	NO.	NAME	TYPE	NO.	NAME	TYPE	NO.	NAME	TYPE	NO.	NAME	TYPE	NO.	NAME	TYPE	NO.	NAME	TYPE			
1	1	1	1	1	1	1	1	1	1

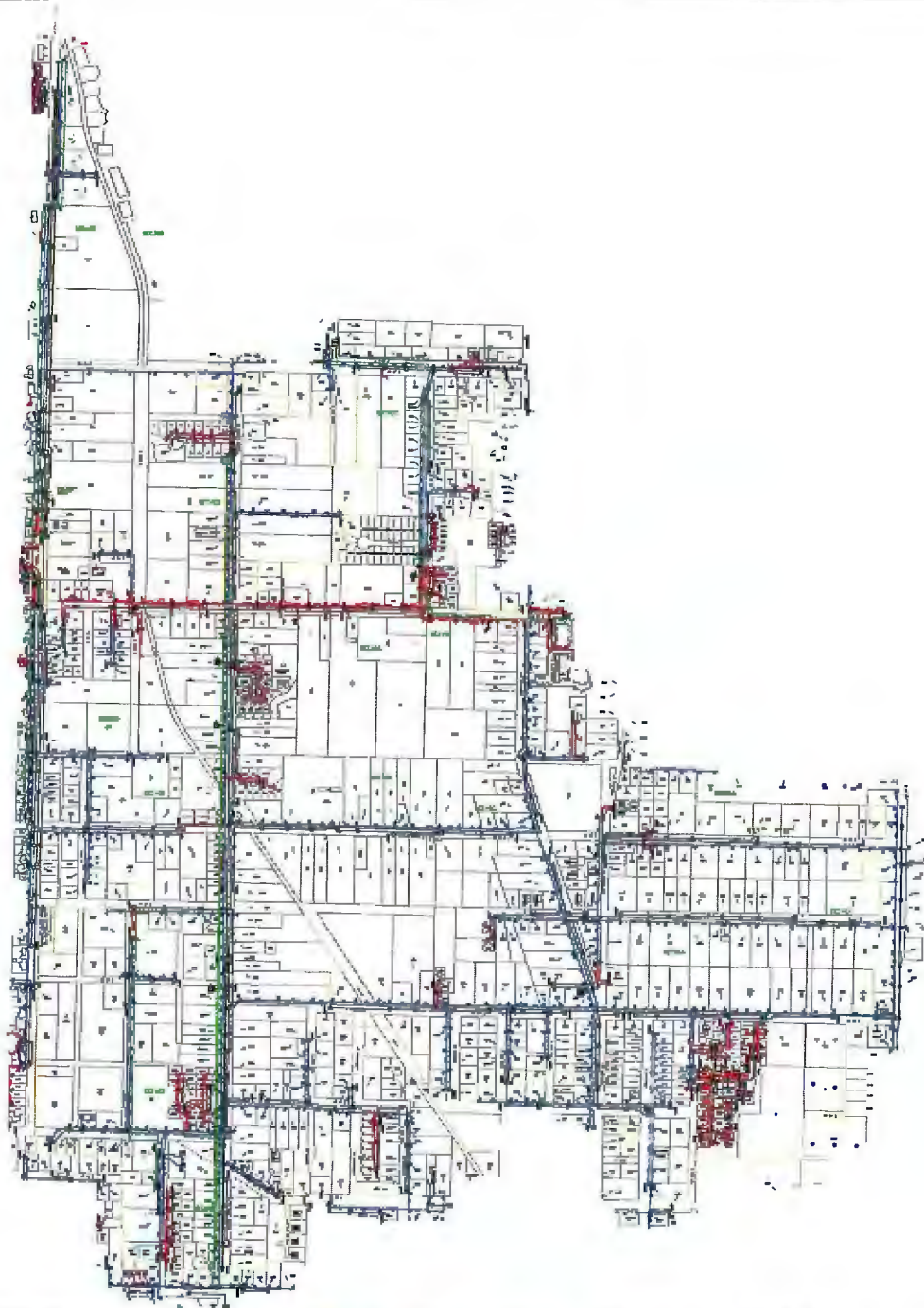
0 1 2 3 4 5 6 7 8 9 10
 11 12 13 14 15 16 17 18 19 20
 21 22 23 24 25 26 27 28 29 30
 31 32 33 34 35 36 37 38 39 40
 41 42 43 44 45 46 47 48 49 50
 51 52 53 54 55 56 57 58 59 60
 61 62 63 64 65 66 67 68 69 70
 71 72 73 74 75 76 77 78 79 80
 81 82 83 84 85 86 87 88 89 90
 91 92 93 94 95 96 97 98 99 100

JACOMA POWER
 TACOMA PUBLIC UTILITIES

11/21/2011
 11/21/2011
 11/21/2011

NO SCALE

SEC44



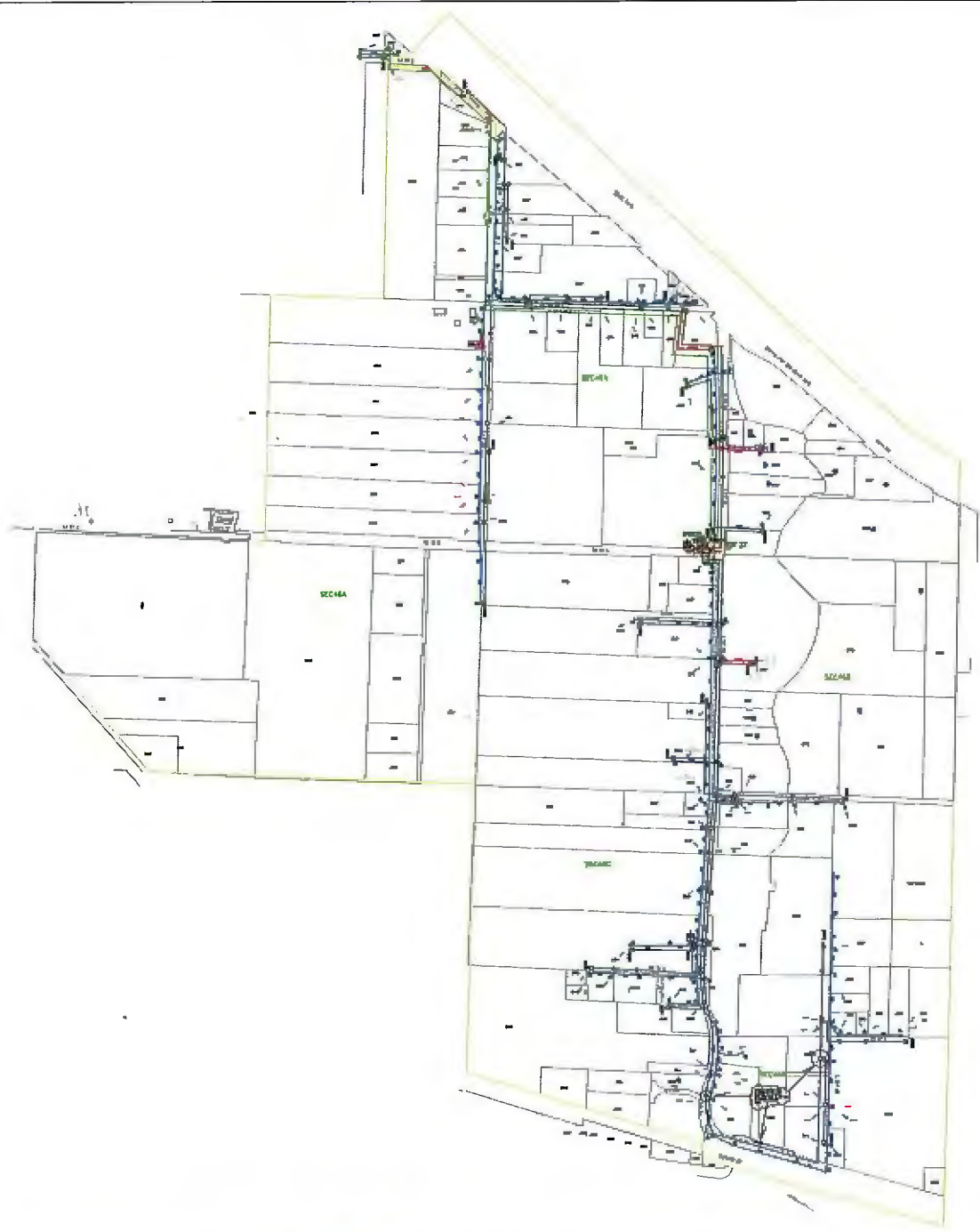
GENERAL SYMBOLS		MECHANICAL SYMBOLS		PIPE SYMBOLS		VALVE SYMBOLS		ELECTRICAL SYMBOLS		UNIT SYMBOLS		PLANT STATISTICS	
1	...	1	...	1	...	1	...	1	...	1	...	1	...
2	...	2	...	2	...	2	...	2	...	2	...	2	...
3	...	3	...	3	...	3	...	3	...	3	...	3	...
4	...	4	...	4	...	4	...	4	...	4	...	4	...
5	...	5	...	5	...	5	...	5	...	5	...	5	...
6	...	6	...	6	...	6	...	6	...	6	...	6	...
7	...	7	...	7	...	7	...	7	...	7	...	7	...
8	...	8	...	8	...	8	...	8	...	8	...	8	...
9	...	9	...	9	...	9	...	9	...	9	...	9	...
10	...	10	...	10	...	10	...	10	...	10	...	10	...

NOTES:
 1. ...
 2. ...
 3. ...
 4. ...
 5. ...
 6. ...
 7. ...
 8. ...
 9. ...
 10. ...

TACOMA POWER
 TACOMA PUBLIC UTILITIES

NO SCALE

SEC45



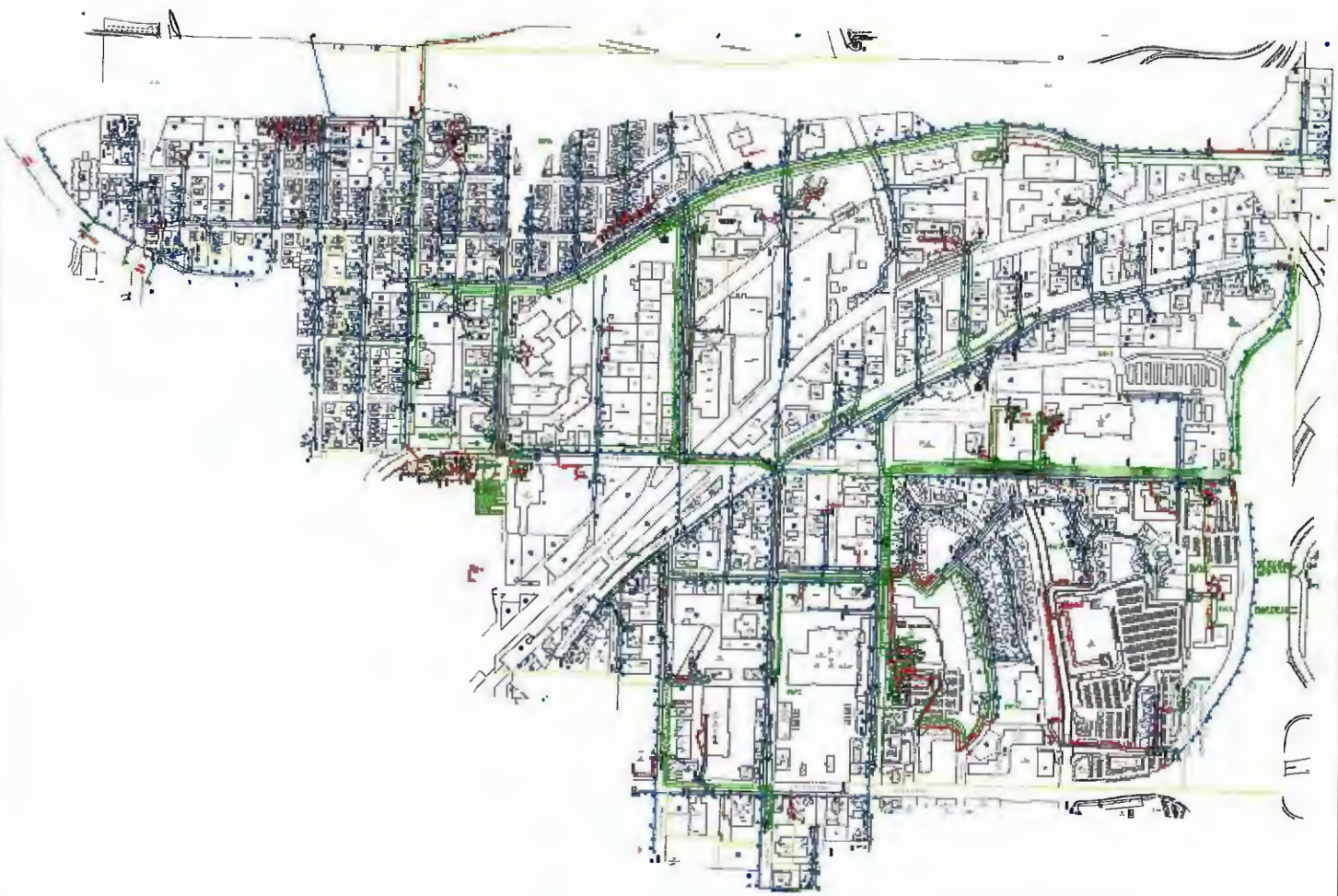
SECTION SYMBOL	SECTION NAME	PIPE SYMBOL	PIPE NAME	PIPE SIZE	PIPE MATERIAL	PIPE WEIGHT	PIPE CLASSIFICATION	PIPE COMMENTS
SEC46A
SEC46B
SEC46C

UNITS PASSED	PLANT STATISTICS
...	...
...	...
...	...

TACOMA POWER
TACOMA PUBLIC UTILITIES

NO SCALE

SEC46

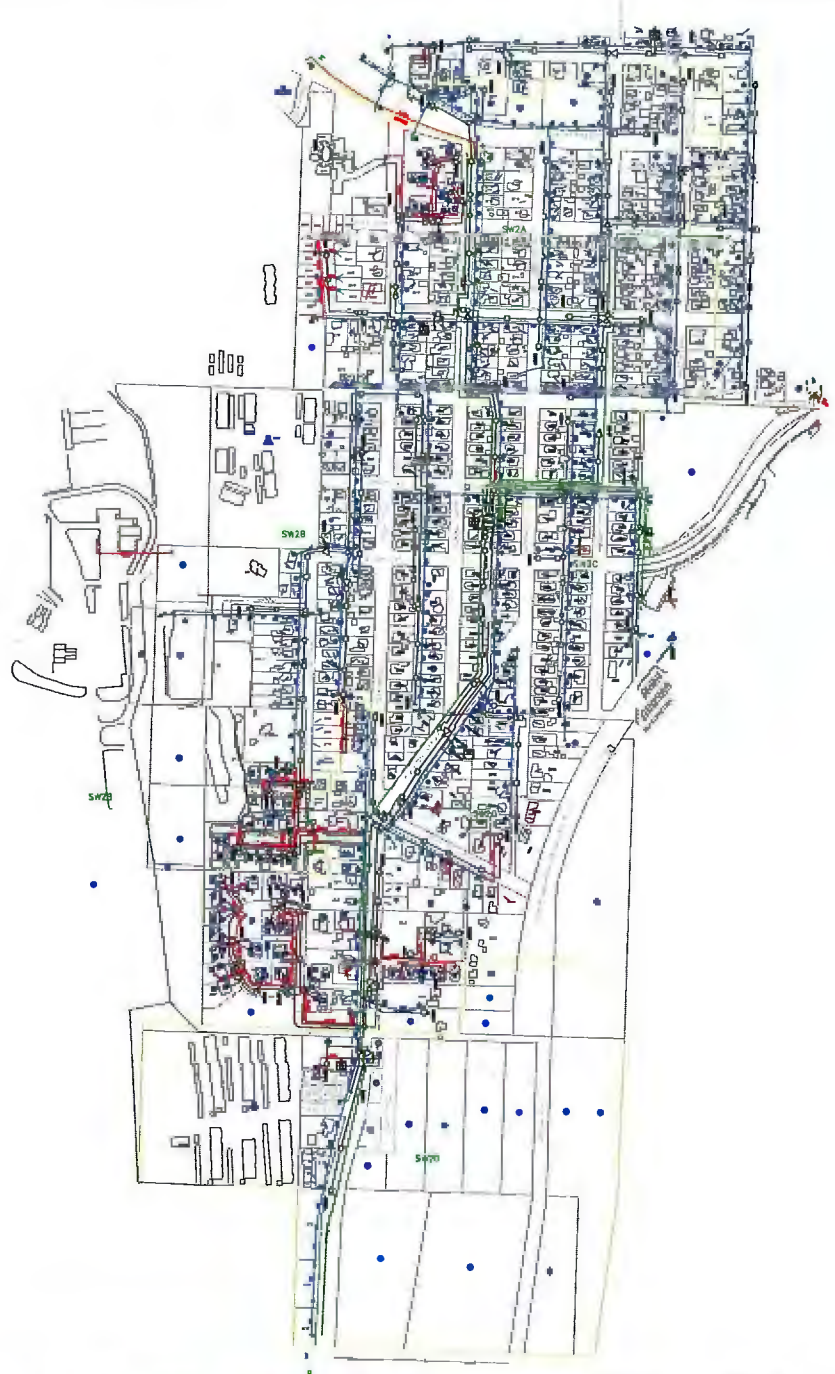


MOTOR TABLE		UNDERGROUND TABLE		PUMP TABLE		VALVE TABLE		BUS TABLE		CABLE TABLE		UNIT TABLE		UNITS PASSED		PLANT STATISTICS	
1	...	1	...	1	...	1	...	1	...	1	...	1	...	1	...	1	...
2	...	2	...	2	...	2	...	2	...	2	...	2	...	2	...	2	...
3	...	3	...	3	...	3	...	3	...	3	...	3	...	3	...	3	...
4	...	4	...	4	...	4	...	4	...	4	...	4	...	4	...	4	...
5	...	5	...	5	...	5	...	5	...	5	...	5	...	5	...	5	...
6	...	6	...	6	...	6	...	6	...	6	...	6	...	6	...	6	...
7	...	7	...	7	...	7	...	7	...	7	...	7	...	7	...	7	...
8	...	8	...	8	...	8	...	8	...	8	...	8	...	8	...	8	...
9	...	9	...	9	...	9	...	9	...	9	...	9	...	9	...	9	...
10	...	10	...	10	...	10	...	10	...	10	...	10	...	10	...	10	...

CHECKED
 BY
 DATE

JACOMA POWER
 YACOMA PUBLIC UTILITY DISTRICT
 1915 W. STATE ST. YACOMA, TEXAS 79887
 PHONE 325-933-3333 FAX 325-933-3334
 WWW.JACOMAPOWER.COM

SW01



NO.	DESCRIPTION	UNIT	STATUS	REMARKS
1
2
3
4
5
6
7
8
9
10
11
12
13
14
15
16
17
18
19
20
21
22
23
24
25
26
27
28
29
30
31
32
33
34
35
36
37
38
39
40
41
42
43
44
45
46
47
48
49
50

UNITS PASSED

PLANT STATISTICS

NOTES

GENERAL NOTES

REVISIONS

DATE

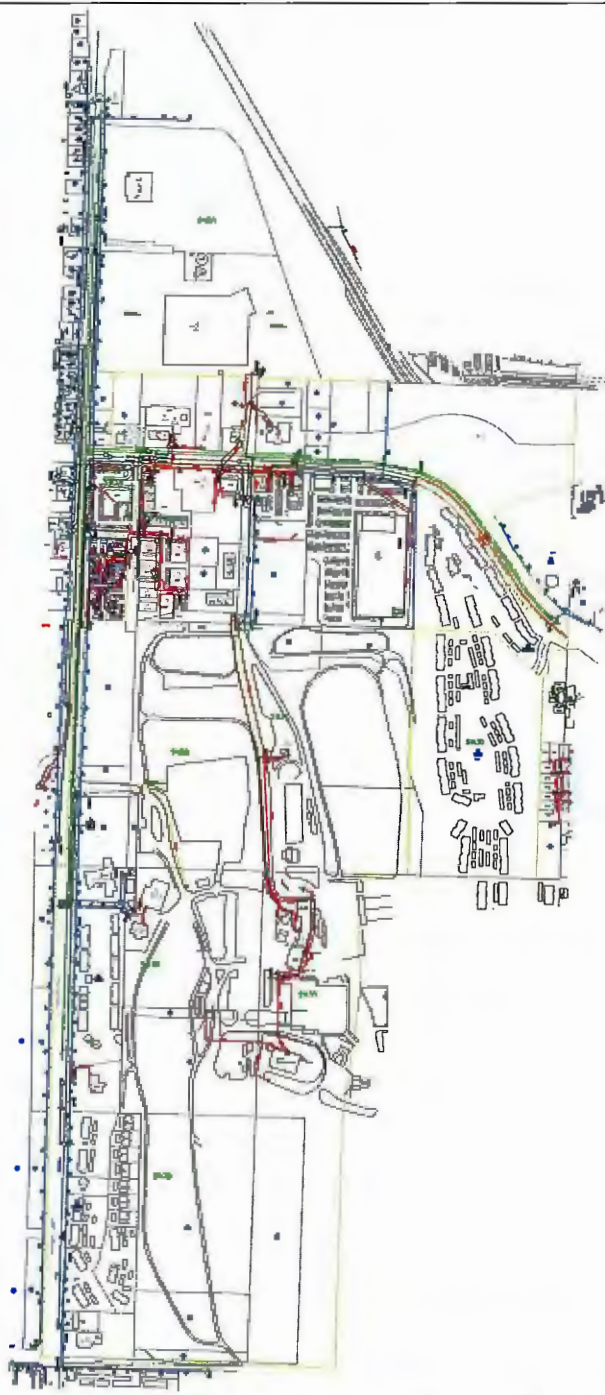
BY

APP'D

TACOMA POWER
 PACIFIC PULP & PAPER CO.

NO SCALE

SW02



NO.	DESCRIPTION	UNIT	TYPE	STATUS	REMARKS
1
2
3
4
5
6
7
8
9
10
11
12
13
14
15
16
17
18
19
20

UNITS PASSED

PLANT STATISTICS

NO SCALE

TACOMA POWER
TACOMA PUBLIC UTILITIES

SW03



INCOMING PANELS	LANDING/STEP DOWN PANELS	PILE PANELS	SW4 PANELS	SW4E PANELS	SW4F PANELS	SW4G PANELS	SW4H PANELS	SW4I PANELS	SW4J PANELS	SW4K PANELS	SW4L PANELS	SW4M PANELS	SW4N PANELS	SW4O PANELS	SW4P PANELS	SW4Q PANELS	SW4R PANELS	SW4S PANELS	SW4T PANELS	SW4U PANELS	SW4V PANELS	SW4W PANELS	SW4X PANELS	SW4Y PANELS	SW4Z PANELS
SW4A	SW4B	SW4C	SW4D	SW4E	SW4F	SW4G	SW4H	SW4I	SW4J	SW4K	SW4L	SW4M	SW4N	SW4O	SW4P	SW4Q	SW4R	SW4S	SW4T	SW4U	SW4V	SW4W	SW4X	SW4Y	SW4Z

TRIPS PASSED	PLANT STATISTICS
SW4A	SW4A
SW4B	SW4B
SW4C	SW4C
SW4D	SW4D
SW4E	SW4E
SW4F	SW4F
SW4G	SW4G
SW4H	SW4H
SW4I	SW4I
SW4J	SW4J
SW4K	SW4K
SW4L	SW4L
SW4M	SW4M
SW4N	SW4N
SW4O	SW4O
SW4P	SW4P
SW4Q	SW4Q
SW4R	SW4R
SW4S	SW4S
SW4T	SW4T
SW4U	SW4U
SW4V	SW4V
SW4W	SW4W
SW4X	SW4X
SW4Y	SW4Y
SW4Z	SW4Z

TACOMA POWER
 TACOMA PUBLIC UTILITIES
 SW04



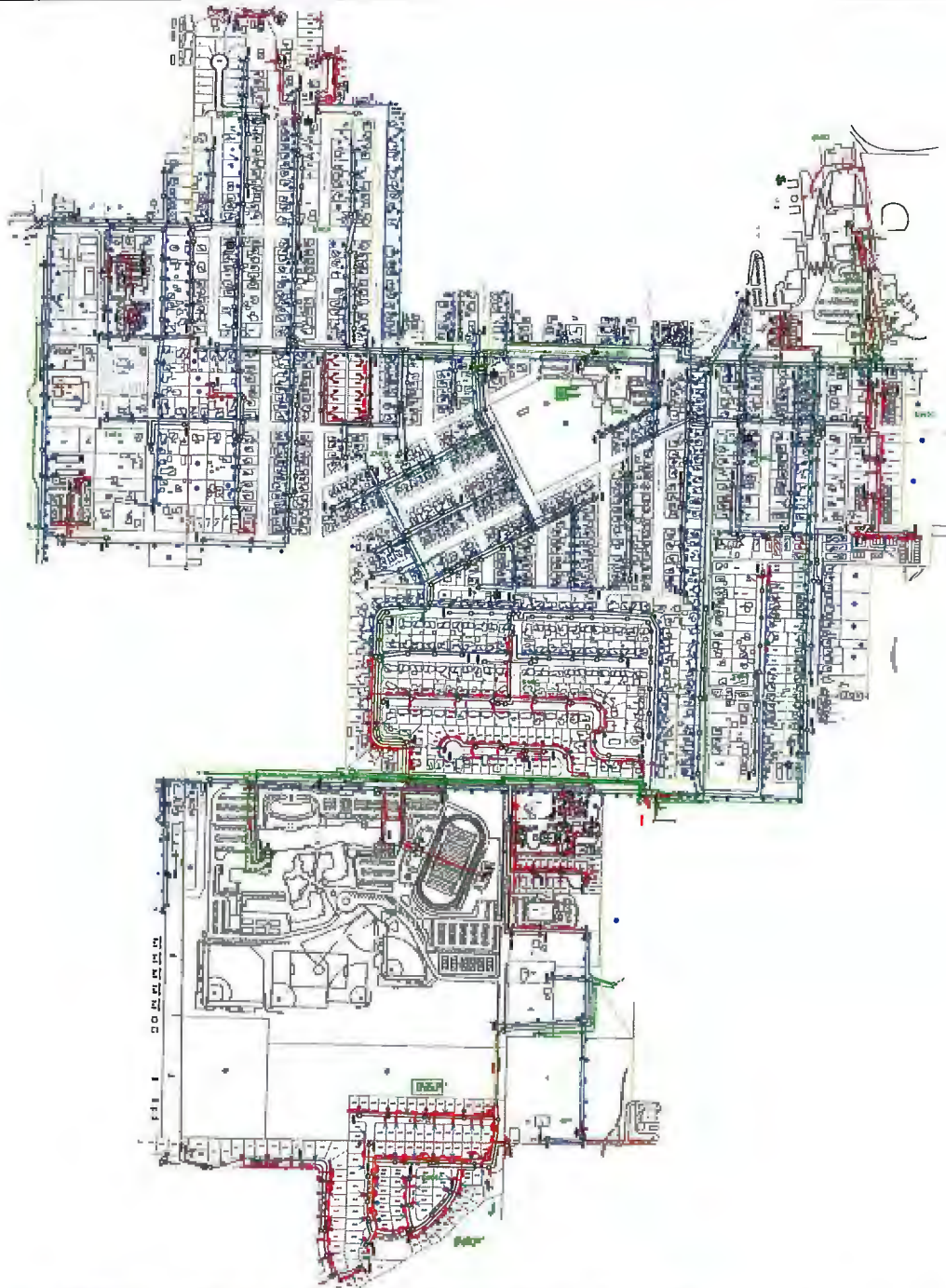
MICHIGAN STREET		LAWRENCE STREET		POLK STREET		PARK STREET		UNITS PASSED		PLANT STATISTICS	
1	2	3	4	5	6	7	8	9	10	11	12
...

DATE: 10/15/2010
 TIME: 10:00 AM
 PROJECT: SW05
 DRAWING: SW05-01

TACOMA POWER
 TACOMA PUBLIC UTILITIES

NO SCALE

SW05



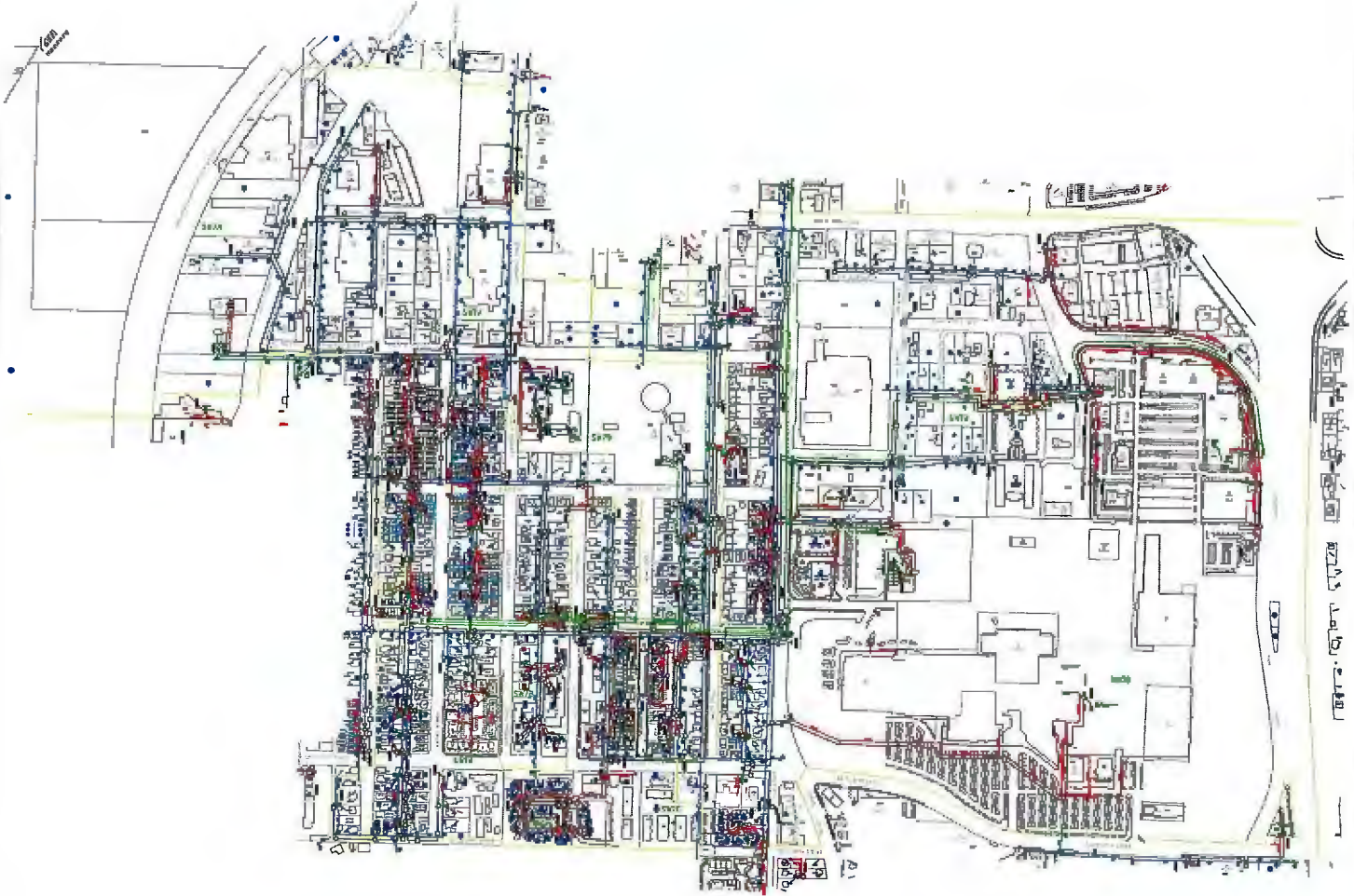
ACQUISITION TABLE		IMPROVEMENT TABLE		PILE TABLE		PILE TABLE		PILE TABLE		PILE TABLE		PILE TABLE		PILE TABLE		PILE TABLE		PILE TABLE		PILE TABLE		PILE TABLE	
1	...	1	...	1	...	1	...	1	...	1	...	1	...	1	...	1	...	1	...	1	...	1	...

UNITS PASSED		PLANT STATISTICS	
1	...	1	...

TACOMA POWER
 PACIFIC PUBLIC UTILITIES

NO SCALE

SW05



NO.	DESCRIPTION	UNIT	STATUS	DATE	BY	REVISION
1
2
3
4
5
6
7
8
9
10

UNITS PASSED

PLANT STATISTICS

NOTES:

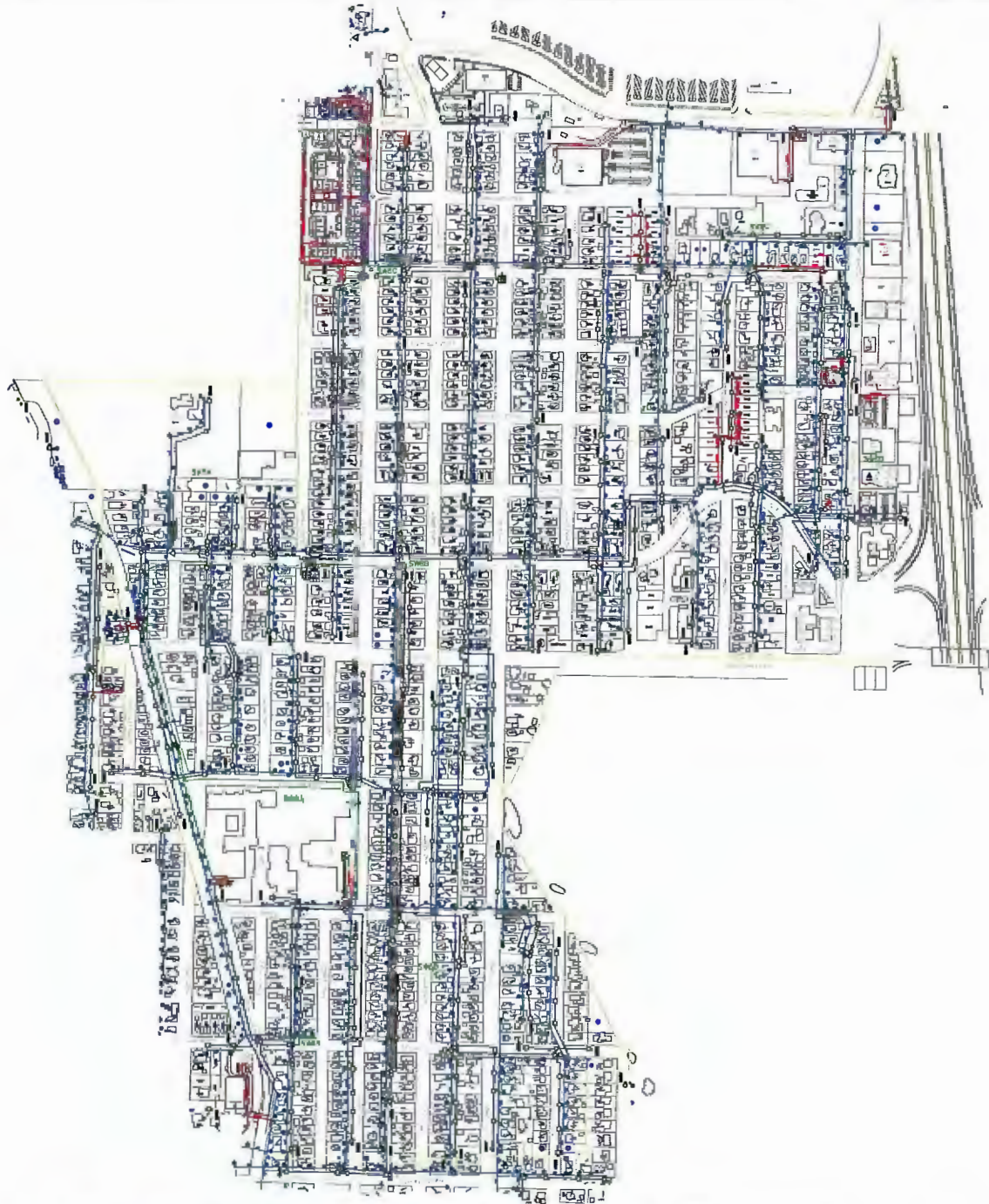
- ① ...
- ② ...
- ③ ...
- ④ ...
- ⑤ ...
- ⑥ ...
- ⑦ ...
- ⑧ ...
- ⑨ ...
- ⑩ ...

TACOMA POWER
SERVING PUBLIC UTILITIES

DATE: _____

NO. SCALE: _____

SW07



HYDRA POWER		MECHANICAL POWER		ELECTRICAL POWER		PLANT		PLANT		PLANT		PLANT		PLANT		PLANT		PLANT		PLANT		PLANT	
1	2	3	4	5	6	7	8	9	10	11	12	13	14	15	16	17	18	19	20	21	22	23	24
...

UNITS PASSED

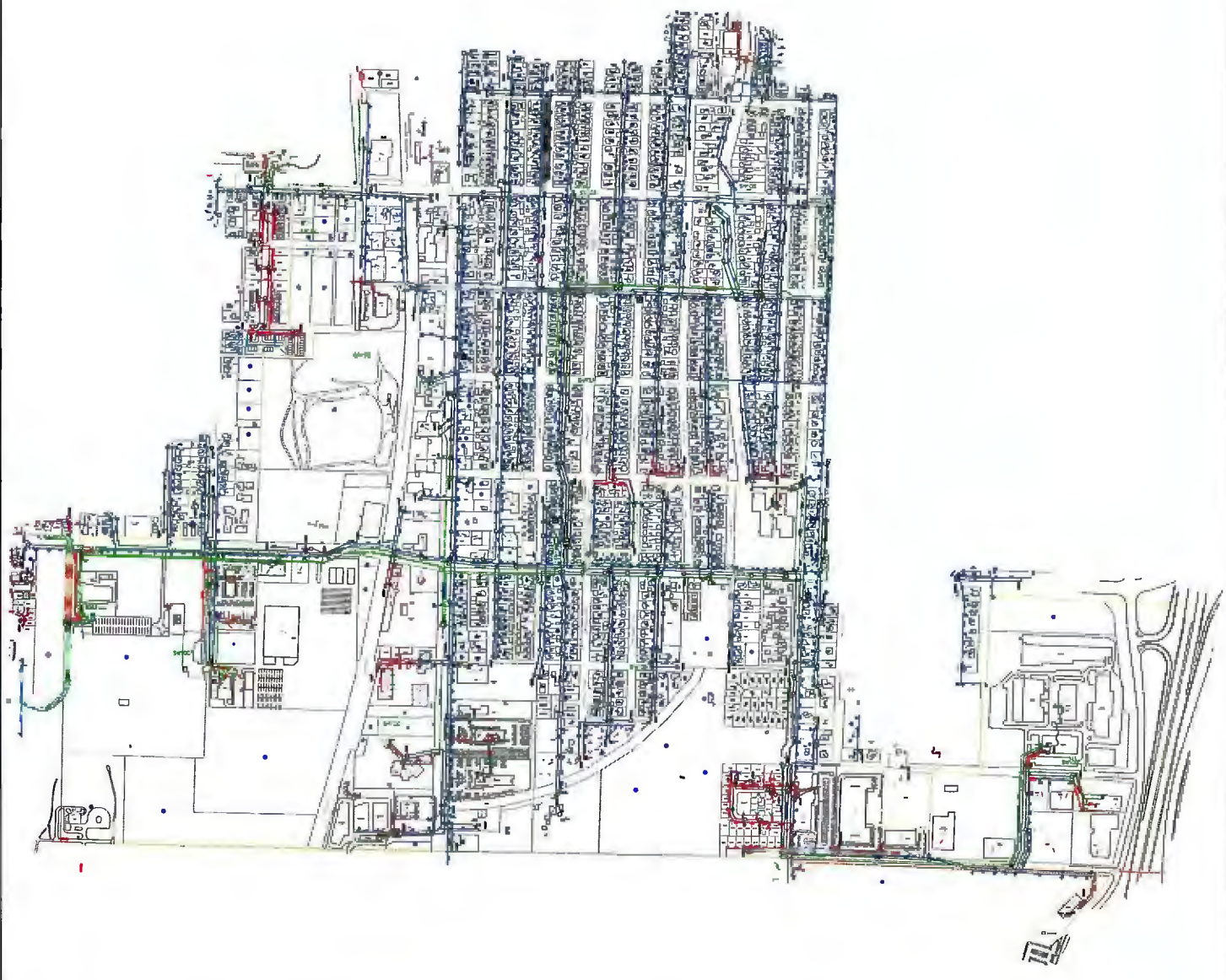
PLANT STATISTICS

...

TACOMA POWER
 TACOMA PUBLIC UTILITIES

NO SCALE

SW08



GENERAL PANEL		LADDERING PANELS		TILE PANELS		WALL PANELS		PIPE PANELS		ELECTRICAL PANELS		PLANT STATISTICS	
1	...	1	...	1	...	1	...	1	...	1	...	1	...
2	...	2	...	2	...	2	...	2	...	2	...	2	...
3	...	3	...	3	...	3	...	3	...	3	...	3	...
4	...	4	...	4	...	4	...	4	...	4	...	4	...
5	...	5	...	5	...	5	...	5	...	5	...	5	...
6	...	6	...	6	...	6	...	6	...	6	...	6	...
7	...	7	...	7	...	7	...	7	...	7	...	7	...
8	...	8	...	8	...	8	...	8	...	8	...	8	...
9	...	9	...	9	...	9	...	9	...	9	...	9	...
10	...	10	...	10	...	10	...	10	...	10	...	10	...
11	...	11	...	11	...	11	...	11	...	11	...	11	...
12	...	12	...	12	...	12	...	12	...	12	...	12	...
13	...	13	...	13	...	13	...	13	...	13	...	13	...
14	...	14	...	14	...	14	...	14	...	14	...	14	...
15	...	15	...	15	...	15	...	15	...	15	...	15	...
16	...	16	...	16	...	16	...	16	...	16	...	16	...
17	...	17	...	17	...	17	...	17	...	17	...	17	...
18	...	18	...	18	...	18	...	18	...	18	...	18	...
19	...	19	...	19	...	19	...	19	...	19	...	19	...
20	...	20	...	20	...	20	...	20	...	20	...	20	...

NOTES:
 1. SEE DRAWING FOR
 2. SEE DRAWING FOR
 3. SEE DRAWING FOR
 4. SEE DRAWING FOR
 5. SEE DRAWING FOR
 6. SEE DRAWING FOR
 7. SEE DRAWING FOR
 8. SEE DRAWING FOR
 9. SEE DRAWING FOR
 10. SEE DRAWING FOR
 11. SEE DRAWING FOR
 12. SEE DRAWING FOR
 13. SEE DRAWING FOR
 14. SEE DRAWING FOR
 15. SEE DRAWING FOR
 16. SEE DRAWING FOR
 17. SEE DRAWING FOR
 18. SEE DRAWING FOR
 19. SEE DRAWING FOR
 20. SEE DRAWING FOR

TACOMA POWER
 TACOMA PUBLIC UTILITIES

NO SCALE

SW10



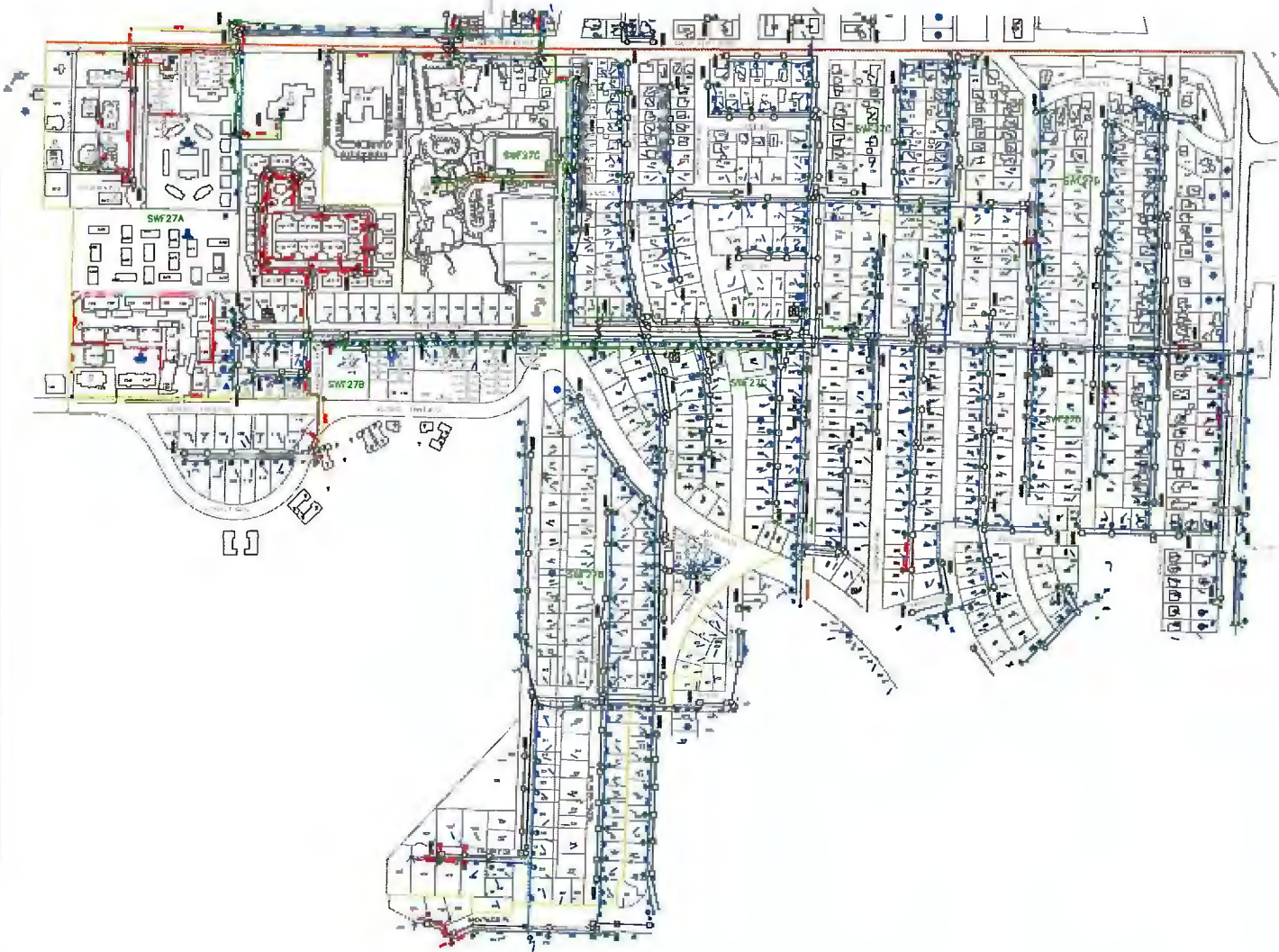
NO.	DESCRIPTION	DATE	BY	CHKD.	APP.	REVISIONS	REMARKS
1	Issue for construction	10/15/00	J. Smith				
2	Issue for construction	10/15/00	J. Smith				
3	Issue for construction	10/15/00	J. Smith				
4	Issue for construction	10/15/00	J. Smith				
5	Issue for construction	10/15/00	J. Smith				
6	Issue for construction	10/15/00	J. Smith				
7	Issue for construction	10/15/00	J. Smith				
8	Issue for construction	10/15/00	J. Smith				
9	Issue for construction	10/15/00	J. Smith				
10	Issue for construction	10/15/00	J. Smith				

JACOMA POWER
TALAMON PUBLIC UTILITY DISTRICT

10/15/00
10/15/00
10/15/00
10/15/00

NO SCALE

SW11



NO.	DESCRIPTION	UNIT	STATUS	DATE	BY	REVISIONS
1
2
3
4
5
6
7
8
9
10
11
12
13
14
15
16
17
18
19
20
21
22
23
24
25
26
27
28
29
30
31
32
33
34
35
36
37
38
39
40
41
42
43
44
45
46
47
48
49
50

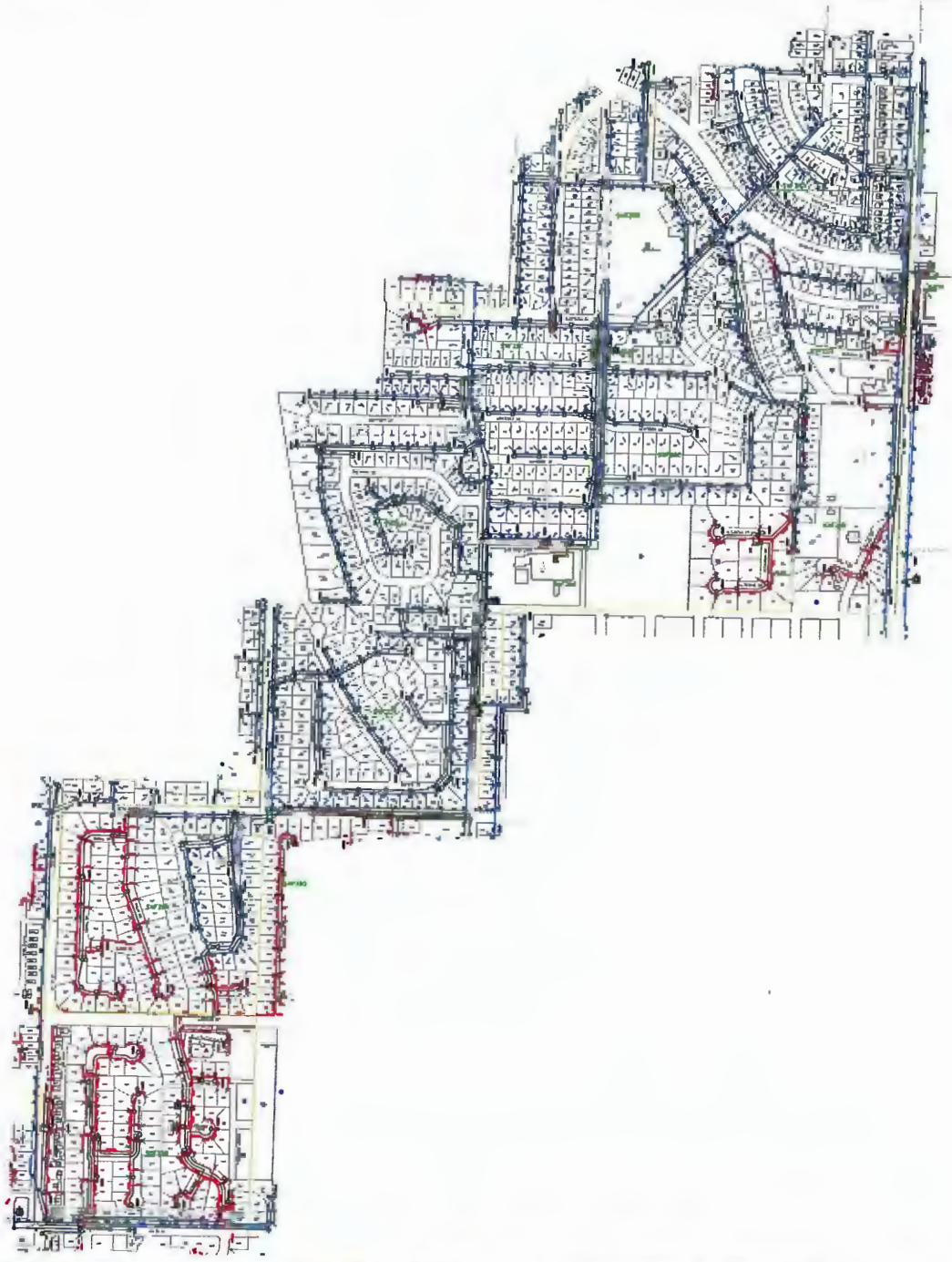


DATE: 10/20/2010
 TIME: 10:00 AM
 PROJECT: SWF 27

JACOMA POWER
 TACOMA PUBLIC UTILITIES

NO. SCALE

SWF27



NO.	DESCRIPTION	DATE	BY	CHECKED	APPROVED	REVISIONS	NOTES	UNITS PASSED	PLANT STATISTICS
1
2
3
4
5
6
7
8
9
10
11
12
13
14
15
16
17
18
19
20
21
22
23
24
25
26
27
28
29
30

NOTES:
 1. ...
 2. ...
 3. ...
 4. ...
 5. ...
 6. ...
 7. ...
 8. ...
 9. ...
 10. ...

JACOMA POWER
 THE 19th PUBLIC UTILITIES

SWF28



CITY OF TACOMA
HOLDING BASIN

WORKING TABLE		INSTRUMENT TABLE		FIELD TABLE		TANK TABLE		RAISE TABLE		VALVE TABLE		PUMP TABLE		UNITS PASSED		PLANT STATISTICS	
1	...	1	...	1	...	1	...	1	...	1	...	1	...	1	...	1	...
2	...	2	...	2	...	2	...	2	...	2	...	2	...	2	...	2	...
3	...	3	...	3	...	3	...	3	...	3	...	3	...	3	...	3	...
4	...	4	...	4	...	4	...	4	...	4	...	4	...	4	...	4	...
5	...	5	...	5	...	5	...	5	...	5	...	5	...	5	...	5	...
6	...	6	...	6	...	6	...	6	...	6	...	6	...	6	...	6	...
7	...	7	...	7	...	7	...	7	...	7	...	7	...	7	...	7	...
8	...	8	...	8	...	8	...	8	...	8	...	8	...	8	...	8	...
9	...	9	...	9	...	9	...	9	...	9	...	9	...	9	...	9	...
10	...	10	...	10	...	10	...	10	...	10	...	10	...	10	...	10	...

NOTES:
 1. ...
 2. ...
 3. ...
 4. ...
 5. ...
 6. ...
 7. ...
 8. ...
 9. ...
 10. ...

TACOMA POWER
 TACOMA PUBLIC UTILITIES

NO SCALE

SWF29

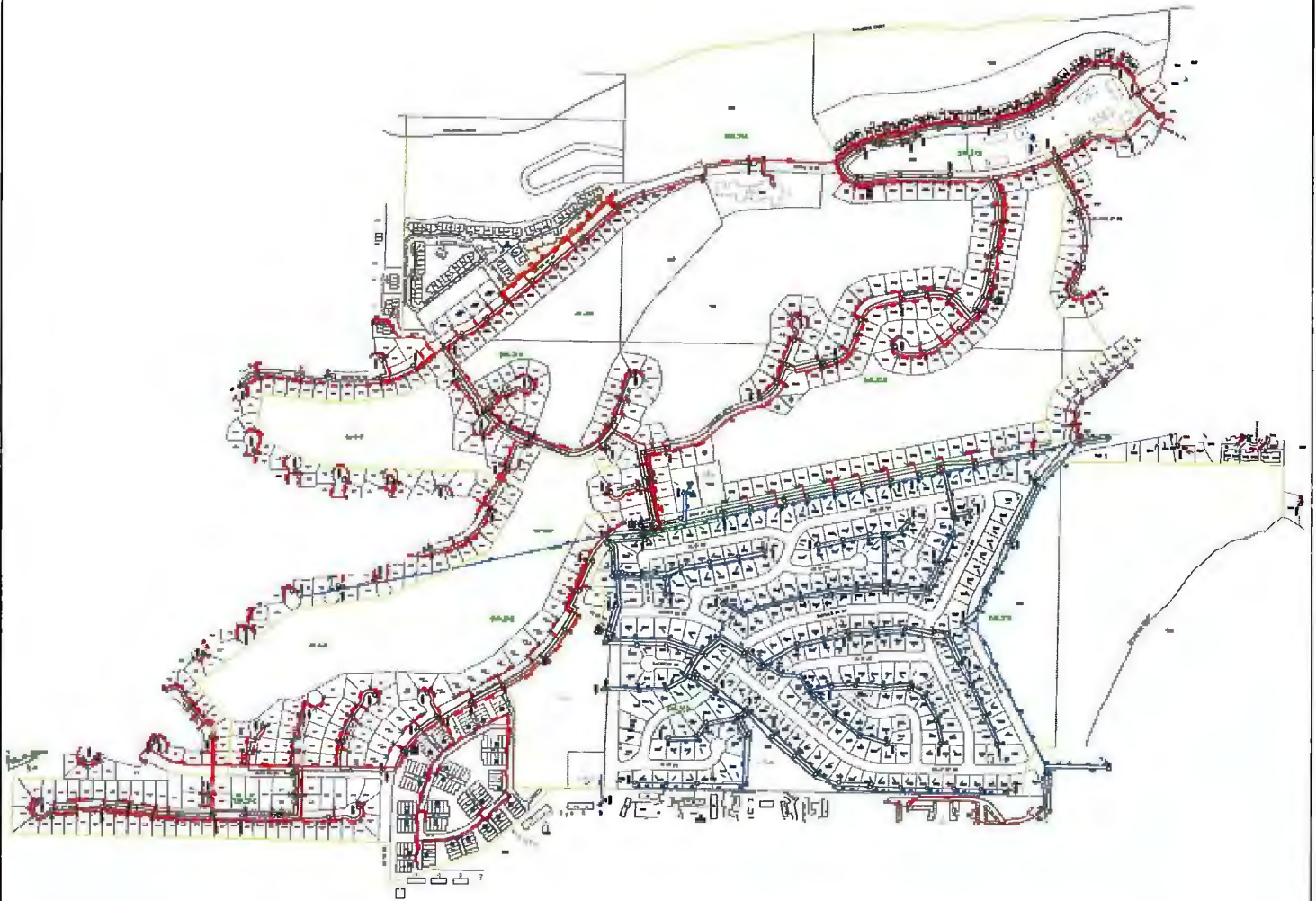


EQUIPMENT		MATERIALS		CABLES		PANELS		BUSBARS		TERMINALS		LIMITS PASSED		PLANT STATISTICS	
1	1	1	1	1	1	1	1	1	1	1	1	1	1	1	1
2	2	2	2	2	2	2	2	2	2	2	2	2	2	2	2
3	3	3	3	3	3	3	3	3	3	3	3	3	3	3	3
4	4	4	4	4	4	4	4	4	4	4	4	4	4	4	4
5	5	5	5	5	5	5	5	5	5	5	5	5	5	5	5
6	6	6	6	6	6	6	6	6	6	6	6	6	6	6	6
7	7	7	7	7	7	7	7	7	7	7	7	7	7	7	7
8	8	8	8	8	8	8	8	8	8	8	8	8	8	8	8
9	9	9	9	9	9	9	9	9	9	9	9	9	9	9	9
10	10	10	10	10	10	10	10	10	10	10	10	10	10	10	10

NOTES:
 1. ALL WORK SHALL BE IN ACCORDANCE WITH THE TACOMA POWER COMPANY SPECIFICATIONS.
 2. ALL MATERIALS SHALL BE APPROVED BY THE TACOMA POWER COMPANY.
 3. ALL WORK SHALL BE COMPLETED BY THE DATE SHOWN ON THIS DRAWING.
 4. ALL WORK SHALL BE SUBJECT TO INSPECTION BY THE TACOMA POWER COMPANY.
 5. ALL WORK SHALL BE SUBJECT TO THE TACOMA POWER COMPANY'S GENERAL CONDITIONS OF CONTRACT.

TACOMA POWER
 TACOMA POWER COMPANY
 1000 WEST 10TH AVENUE
 TACOMA, WASHINGTON 98501
 TEL: (206) 461-1000
 FAX: (206) 461-1001
 WWW: WWW.TACOMAPOWER.COM

NO SCALE
 SWL30



NO.	SYMBOL	DESCRIPTION	NO.	SYMBOL	DESCRIPTION	NO.	SYMBOL	DESCRIPTION	NO.	SYMBOL	DESCRIPTION	NO.	SYMBOL	DESCRIPTION	NO.	SYMBOL	DESCRIPTION	NO.	SYMBOL	DESCRIPTION
1	[Symbol]	10KV LINE	1	[Symbol]	10KV LINE	1	[Symbol]	10KV LINE	1	[Symbol]	10KV LINE	1	[Symbol]	10KV LINE	1	[Symbol]	10KV LINE	1	[Symbol]	10KV LINE
2	[Symbol]	5KV LINE	2	[Symbol]	5KV LINE	2	[Symbol]	5KV LINE	2	[Symbol]	5KV LINE	2	[Symbol]	5KV LINE	2	[Symbol]	5KV LINE	2	[Symbol]	5KV LINE
3	[Symbol]	2KV LINE	3	[Symbol]	2KV LINE	3	[Symbol]	2KV LINE	3	[Symbol]	2KV LINE	3	[Symbol]	2KV LINE	3	[Symbol]	2KV LINE	3	[Symbol]	2KV LINE
4	[Symbol]	1KV LINE	4	[Symbol]	1KV LINE	4	[Symbol]	1KV LINE	4	[Symbol]	1KV LINE	4	[Symbol]	1KV LINE	4	[Symbol]	1KV LINE	4	[Symbol]	1KV LINE
5	[Symbol]	TRANSFORMER	5	[Symbol]	TRANSFORMER	5	[Symbol]	TRANSFORMER	5	[Symbol]	TRANSFORMER	5	[Symbol]	TRANSFORMER	5	[Symbol]	TRANSFORMER	5	[Symbol]	TRANSFORMER
6	[Symbol]	VALVE	6	[Symbol]	VALVE	6	[Symbol]	VALVE	6	[Symbol]	VALVE	6	[Symbol]	VALVE	6	[Symbol]	VALVE	6	[Symbol]	VALVE
7	[Symbol]	POLE	7	[Symbol]	POLE	7	[Symbol]	POLE	7	[Symbol]	POLE	7	[Symbol]	POLE	7	[Symbol]	POLE	7	[Symbol]	POLE
8	[Symbol]	CONDUIT	8	[Symbol]	CONDUIT	8	[Symbol]	CONDUIT	8	[Symbol]	CONDUIT	8	[Symbol]	CONDUIT	8	[Symbol]	CONDUIT	8	[Symbol]	CONDUIT
9	[Symbol]	GROUNDING	9	[Symbol]	GROUNDING	9	[Symbol]	GROUNDING	9	[Symbol]	GROUNDING	9	[Symbol]	GROUNDING	9	[Symbol]	GROUNDING	9	[Symbol]	GROUNDING
10	[Symbol]	MARKER	10	[Symbol]	MARKER	10	[Symbol]	MARKER	10	[Symbol]	MARKER	10	[Symbol]	MARKER	10	[Symbol]	MARKER	10	[Symbol]	MARKER

UNITS PASSED

1	10KV LINE	10KV LINE
2	5KV LINE	5KV LINE
3	2KV LINE	2KV LINE
4	1KV LINE	1KV LINE
5	TRANSFORMER	TRANSFORMER
6	VALVE	VALVE
7	POLE	POLE
8	CONDUIT	CONDUIT
9	GROUNDING	GROUNDING
10	MARKER	MARKER

JACOMA POWER
TACOMA PUBLIC UTILITIES

PROJECT: SWL31

DATE: 10/15/2011

SCALE: 1"=100'

SWL31



ADDITIONAL TABLES		METERING TABLES		POLE TABLES		WIRE TABLES		CABLE TABLES		CABLE TABLES		CABLE TABLES		CABLE TABLES		CABLE TABLES		CABLE TABLES		CABLE TABLES	
1	2	3	4	5	6	7	8	9	10	11	12	13	14	15	16	17	18	19	20	21	22

PLANT STATISTICS	
1	2
3	4
5	6
7	8
9	10
11	12
13	14
15	16
17	18
19	20
21	22
23	24
25	26
27	28
29	30
31	32
33	34
35	36
37	38
39	40
41	42
43	44
45	46
47	48
49	50
51	52
53	54
55	56
57	58
59	60
61	62
63	64
65	66
67	68
69	70
71	72
73	74
75	76
77	78
79	80
81	82
83	84
85	86
87	88
89	90
91	92
93	94
95	96
97	98
99	100

JACOMA POWER
 PUBLIC UTILITY DISTRICT NO. 1
 1000 WEST 10TH AVENUE
 DENVER, COLORADO 80202
 PHONE 733-3300
 FAX 733-3301
 WWW.JACOMA.CO

NO SCALE

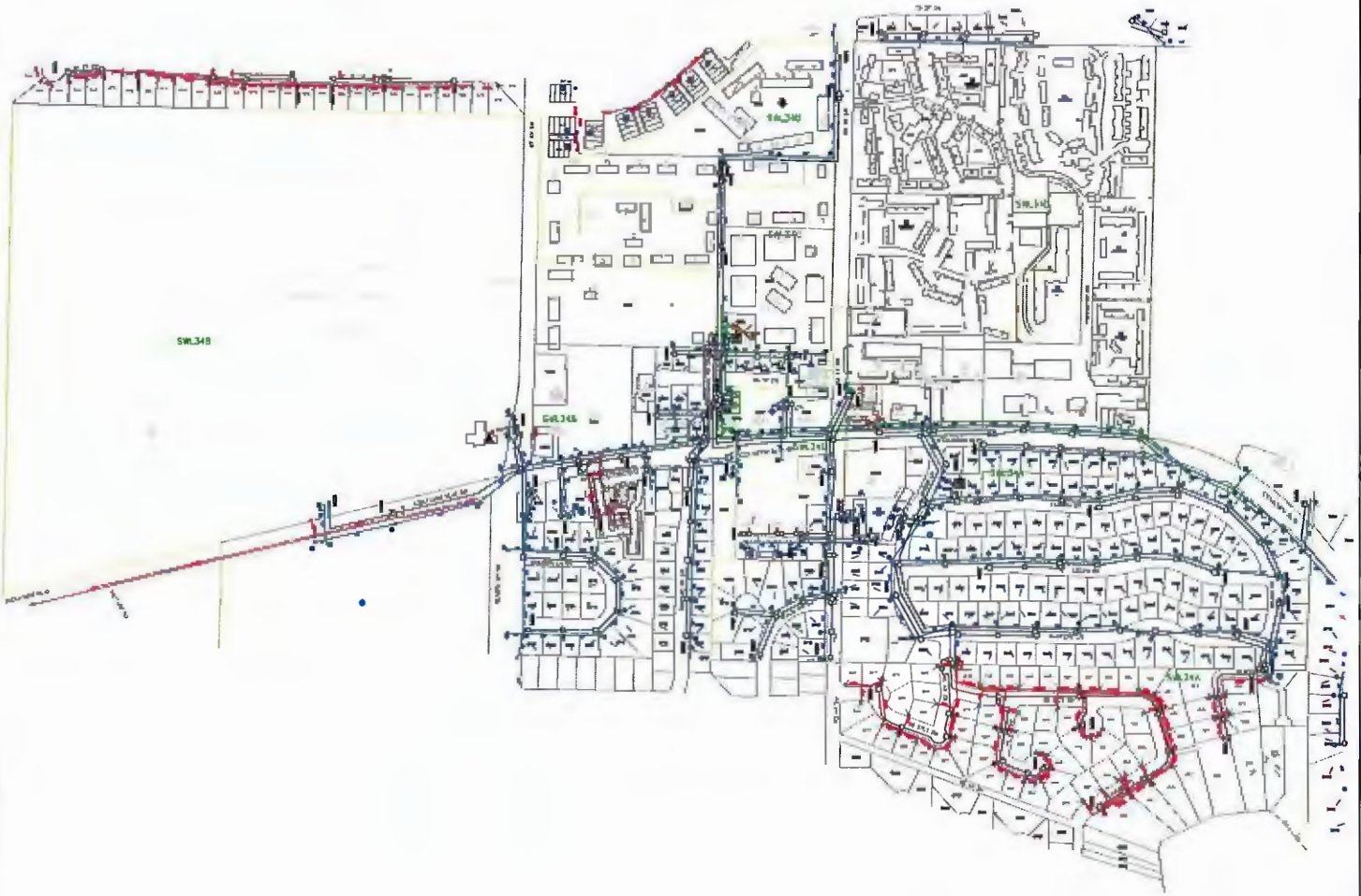
SWL32



NO.	SYMBOL	DESCRIPTION	NO.	SYMBOL	DESCRIPTION	NO.	SYMBOL	DESCRIPTION	NO.	SYMBOL	DESCRIPTION
1	[Symbol]	1" DIA. WATER MAIN	11	[Symbol]	1" DIA. WATER MAIN	21	[Symbol]	1" DIA. WATER MAIN	31	[Symbol]	1" DIA. WATER MAIN
2	[Symbol]	2" DIA. WATER MAIN	12	[Symbol]	2" DIA. WATER MAIN	22	[Symbol]	2" DIA. WATER MAIN	32	[Symbol]	2" DIA. WATER MAIN
3	[Symbol]	3" DIA. WATER MAIN	13	[Symbol]	3" DIA. WATER MAIN	23	[Symbol]	3" DIA. WATER MAIN	33	[Symbol]	3" DIA. WATER MAIN
4	[Symbol]	4" DIA. WATER MAIN	14	[Symbol]	4" DIA. WATER MAIN	24	[Symbol]	4" DIA. WATER MAIN	34	[Symbol]	4" DIA. WATER MAIN
5	[Symbol]	6" DIA. WATER MAIN	15	[Symbol]	6" DIA. WATER MAIN	25	[Symbol]	6" DIA. WATER MAIN	35	[Symbol]	6" DIA. WATER MAIN
6	[Symbol]	8" DIA. WATER MAIN	16	[Symbol]	8" DIA. WATER MAIN	26	[Symbol]	8" DIA. WATER MAIN	36	[Symbol]	8" DIA. WATER MAIN
7	[Symbol]	10" DIA. WATER MAIN	17	[Symbol]	10" DIA. WATER MAIN	27	[Symbol]	10" DIA. WATER MAIN	37	[Symbol]	10" DIA. WATER MAIN
8	[Symbol]	12" DIA. WATER MAIN	18	[Symbol]	12" DIA. WATER MAIN	28	[Symbol]	12" DIA. WATER MAIN	38	[Symbol]	12" DIA. WATER MAIN
9	[Symbol]	15" DIA. WATER MAIN	19	[Symbol]	15" DIA. WATER MAIN	29	[Symbol]	15" DIA. WATER MAIN	39	[Symbol]	15" DIA. WATER MAIN
10	[Symbol]	18" DIA. WATER MAIN	20	[Symbol]	18" DIA. WATER MAIN	30	[Symbol]	18" DIA. WATER MAIN	40	[Symbol]	18" DIA. WATER MAIN
11	[Symbol]	24" DIA. WATER MAIN	21	[Symbol]	24" DIA. WATER MAIN	31	[Symbol]	24" DIA. WATER MAIN	41	[Symbol]	24" DIA. WATER MAIN
12	[Symbol]	30" DIA. WATER MAIN	22	[Symbol]	30" DIA. WATER MAIN	32	[Symbol]	30" DIA. WATER MAIN	42	[Symbol]	30" DIA. WATER MAIN
13	[Symbol]	36" DIA. WATER MAIN	23	[Symbol]	36" DIA. WATER MAIN	33	[Symbol]	36" DIA. WATER MAIN	43	[Symbol]	36" DIA. WATER MAIN
14	[Symbol]	42" DIA. WATER MAIN	24	[Symbol]	42" DIA. WATER MAIN	34	[Symbol]	42" DIA. WATER MAIN	44	[Symbol]	42" DIA. WATER MAIN
15	[Symbol]	48" DIA. WATER MAIN	25	[Symbol]	48" DIA. WATER MAIN	35	[Symbol]	48" DIA. WATER MAIN	45	[Symbol]	48" DIA. WATER MAIN
16	[Symbol]	54" DIA. WATER MAIN	26	[Symbol]	54" DIA. WATER MAIN	36	[Symbol]	54" DIA. WATER MAIN	46	[Symbol]	54" DIA. WATER MAIN
17	[Symbol]	60" DIA. WATER MAIN	27	[Symbol]	60" DIA. WATER MAIN	37	[Symbol]	60" DIA. WATER MAIN	47	[Symbol]	60" DIA. WATER MAIN
18	[Symbol]	72" DIA. WATER MAIN	28	[Symbol]	72" DIA. WATER MAIN	38	[Symbol]	72" DIA. WATER MAIN	48	[Symbol]	72" DIA. WATER MAIN
19	[Symbol]	84" DIA. WATER MAIN	29	[Symbol]	84" DIA. WATER MAIN	39	[Symbol]	84" DIA. WATER MAIN	49	[Symbol]	84" DIA. WATER MAIN
20	[Symbol]	96" DIA. WATER MAIN	30	[Symbol]	96" DIA. WATER MAIN	40	[Symbol]	96" DIA. WATER MAIN	50	[Symbol]	96" DIA. WATER MAIN

GENERAL NOTES:
 1. ALL UTILITIES SHALL BE INSTALLED IN ACCORDANCE WITH THE CITY OF TACOMA UTILITY CODE.
 2. REFER TO SHEET SWL332 FOR FURTHER DETAILS.
 3. SEE SHEET SWL334 FOR FURTHER DETAILS.

TACOMA POWER
 TACOMA PUBLIC UTILITIES
 PROJECT: [Blank]
 SHEET: SWL33
 DATE: [Blank]



APPROPRIATE PANELS	DISCONNECT PANELS	FIELD PANELS	SW PANELS	TRANSFORMER	GENERATOR	CONDENSER	COOLING TOWER	EXHAUST	UNIT PASSED	PLANT STATISTICS
...

CHECK IN
 02/23/2010 09:15:00
 02/23/2010 09:15:00
 02/23/2010 09:15:00

TACOMA POWER
TACOMA NUCLEAR STATION

NO SCALE

SWL34



SECTION	DESCRIPTION	UNIT	STATUS	DATE	BY	REVISION	REMARKS
1
2
3
4
5
6
7
8
9
10
11
12
13
14
15
16
17
18
19
20
21
22
23
24
25
26
27
28
29
30
31
32
33
34
35
36
37
38
39
40
41
42
43
44
45
46
47
48
49
50
51
52
53
54
55
56
57
58
59
60
61
62
63
64
65
66
67
68
69
70
71
72
73
74
75
76
77
78
79
80
81
82
83
84
85
86
87
88
89
90
91
92
93
94
95
96
97
98
99
100

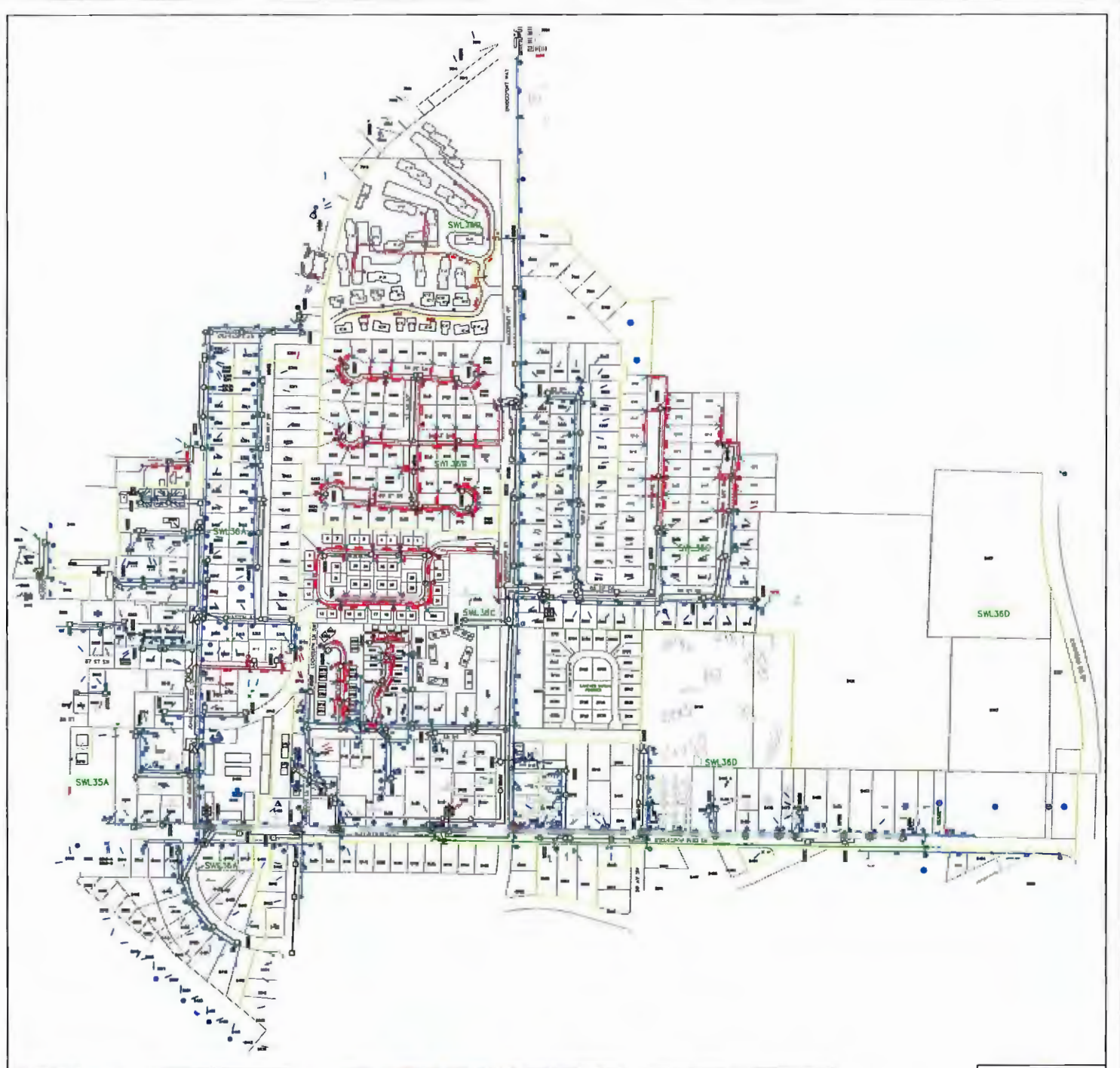


DESIGN
 BY: [Name]
 CHECKED BY: [Name]
 DATE: [Date]

TACOMA POWER
 TACOMA PUBLIC UTILITIES

NO. SCALE

SWL35



PROPERTY	ADDRESS	OWNER	TYPE	STATUS	DATE	REMARKS
...

UNITS PASSED		PLANT STATISTICS	
...

JACOMA POWER
TACOMA PUBLIC UTILITIES

NO SCALE

SWL36



MICHIGAN PANELS		LANSING PANELS		PIMA PANELS		MAY PANELS		BANK PANELS		OTHER PANELS		UNITS PASSED		PLANT STATISTICS			
NO.	DESCRIPTION	NO.	DESCRIPTION	NO.	DESCRIPTION	NO.	DESCRIPTION	NO.	DESCRIPTION	NO.	DESCRIPTION	NO.	DESCRIPTION	NO.	DESCRIPTION	NO.	DESCRIPTION
1	...	1	...	1	...	1	...	1	...	1	...	1	...	1	...	1	...
2	...	2	...	2	...	2	...	2	...	2	...	2	...	2	...	2	...
3	...	3	...	3	...	3	...	3	...	3	...	3	...	3	...	3	...
4	...	4	...	4	...	4	...	4	...	4	...	4	...	4	...	4	...
5	...	5	...	5	...	5	...	5	...	5	...	5	...	5	...	5	...
6	...	6	...	6	...	6	...	6	...	6	...	6	...	6	...	6	...
7	...	7	...	7	...	7	...	7	...	7	...	7	...	7	...	7	...
8	...	8	...	8	...	8	...	8	...	8	...	8	...	8	...	8	...
9	...	9	...	9	...	9	...	9	...	9	...	9	...	9	...	9	...
10	...	10	...	10	...	10	...	10	...	10	...	10	...	10	...	10	...

N

↑

IMPORTANT:
 THIS IS A PRELIMINARY DRAFT
 AND IS SUBJECT TO CHANGE
 WITHOUT NOTICE

TACOMA POWER
 TACOMA PUBLIC UTILITIES

NO SCALE

SWL37



1. 2. 3. 4. 5. 6. 7. 8. 9. 10. 11. 12. 13. 14. 15. 16. 17. 18. 19. 20. 21. 22. 23. 24. 25. 26. 27. 28. 29. 30. 31. 32. 33. 34. 35. 36. 37. 38. 39. 40. 41. 42. 43. 44. 45. 46. 47. 48. 49. 50. 51. 52. 53. 54. 55. 56. 57. 58. 59. 60. 61. 62. 63. 64. 65. 66. 67. 68. 69. 70. 71. 72. 73. 74. 75. 76. 77. 78. 79. 80. 81. 82. 83. 84. 85. 86. 87. 88. 89. 90. 91. 92. 93. 94. 95. 96. 97. 98. 99. 100.

| UTILITY | SYMBOL | DESCRIPTION | SYMBOL | DESCRIPTION | SYMBOL | DESCRIPTION | SYMBOL | DESCRIPTION | SYMBOL | DESCRIPTION | |
|---------|----------|--------------------|--------|-------------|--------------------|-------------|----------|--------------------|--------|-------------|--------------------|
| 1 | [Symbol] | 10" WATER MAIN | 1 | [Symbol] | 10" WATER MAIN | 1 | [Symbol] | 10" WATER MAIN | 1 | [Symbol] | 10" WATER MAIN |
| 2 | [Symbol] | 8" WATER MAIN | 2 | [Symbol] | 8" WATER MAIN | 2 | [Symbol] | 8" WATER MAIN | 2 | [Symbol] | 8" WATER MAIN |
| 3 | [Symbol] | 6" WATER MAIN | 3 | [Symbol] | 6" WATER MAIN | 3 | [Symbol] | 6" WATER MAIN | 3 | [Symbol] | 6" WATER MAIN |
| 4 | [Symbol] | 4" WATER MAIN | 4 | [Symbol] | 4" WATER MAIN | 4 | [Symbol] | 4" WATER MAIN | 4 | [Symbol] | 4" WATER MAIN |
| 5 | [Symbol] | 3" WATER MAIN | 5 | [Symbol] | 3" WATER MAIN | 5 | [Symbol] | 3" WATER MAIN | 5 | [Symbol] | 3" WATER MAIN |
| 6 | [Symbol] | 2" WATER MAIN | 6 | [Symbol] | 2" WATER MAIN | 6 | [Symbol] | 2" WATER MAIN | 6 | [Symbol] | 2" WATER MAIN |
| 7 | [Symbol] | 1" WATER MAIN | 7 | [Symbol] | 1" WATER MAIN | 7 | [Symbol] | 1" WATER MAIN | 7 | [Symbol] | 1" WATER MAIN |
| 8 | [Symbol] | 1/2" WATER MAIN | 8 | [Symbol] | 1/2" WATER MAIN | 8 | [Symbol] | 1/2" WATER MAIN | 8 | [Symbol] | 1/2" WATER MAIN |
| 9 | [Symbol] | 10" GAS MAIN | 9 | [Symbol] | 10" GAS MAIN | 9 | [Symbol] | 10" GAS MAIN | 9 | [Symbol] | 10" GAS MAIN |
| 10 | [Symbol] | 8" GAS MAIN | 10 | [Symbol] | 8" GAS MAIN | 10 | [Symbol] | 8" GAS MAIN | 10 | [Symbol] | 8" GAS MAIN |
| 11 | [Symbol] | 6" GAS MAIN | 11 | [Symbol] | 6" GAS MAIN | 11 | [Symbol] | 6" GAS MAIN | 11 | [Symbol] | 6" GAS MAIN |
| 12 | [Symbol] | 4" GAS MAIN | 12 | [Symbol] | 4" GAS MAIN | 12 | [Symbol] | 4" GAS MAIN | 12 | [Symbol] | 4" GAS MAIN |
| 13 | [Symbol] | 3" GAS MAIN | 13 | [Symbol] | 3" GAS MAIN | 13 | [Symbol] | 3" GAS MAIN | 13 | [Symbol] | 3" GAS MAIN |
| 14 | [Symbol] | 2" GAS MAIN | 14 | [Symbol] | 2" GAS MAIN | 14 | [Symbol] | 2" GAS MAIN | 14 | [Symbol] | 2" GAS MAIN |
| 15 | [Symbol] | 1" GAS MAIN | 15 | [Symbol] | 1" GAS MAIN | 15 | [Symbol] | 1" GAS MAIN | 15 | [Symbol] | 1" GAS MAIN |
| 16 | [Symbol] | 1/2" GAS MAIN | 16 | [Symbol] | 1/2" GAS MAIN | 16 | [Symbol] | 1/2" GAS MAIN | 16 | [Symbol] | 1/2" GAS MAIN |
| 17 | [Symbol] | 10" SEWER MAIN | 17 | [Symbol] | 10" SEWER MAIN | 17 | [Symbol] | 10" SEWER MAIN | 17 | [Symbol] | 10" SEWER MAIN |
| 18 | [Symbol] | 8" SEWER MAIN | 18 | [Symbol] | 8" SEWER MAIN | 18 | [Symbol] | 8" SEWER MAIN | 18 | [Symbol] | 8" SEWER MAIN |
| 19 | [Symbol] | 6" SEWER MAIN | 19 | [Symbol] | 6" SEWER MAIN | 19 | [Symbol] | 6" SEWER MAIN | 19 | [Symbol] | 6" SEWER MAIN |
| 20 | [Symbol] | 4" SEWER MAIN | 20 | [Symbol] | 4" SEWER MAIN | 20 | [Symbol] | 4" SEWER MAIN | 20 | [Symbol] | 4" SEWER MAIN |
| 21 | [Symbol] | 3" SEWER MAIN | 21 | [Symbol] | 3" SEWER MAIN | 21 | [Symbol] | 3" SEWER MAIN | 21 | [Symbol] | 3" SEWER MAIN |
| 22 | [Symbol] | 2" SEWER MAIN | 22 | [Symbol] | 2" SEWER MAIN | 22 | [Symbol] | 2" SEWER MAIN | 22 | [Symbol] | 2" SEWER MAIN |
| 23 | [Symbol] | 1" SEWER MAIN | 23 | [Symbol] | 1" SEWER MAIN | 23 | [Symbol] | 1" SEWER MAIN | 23 | [Symbol] | 1" SEWER MAIN |
| 24 | [Symbol] | 1/2" SEWER MAIN | 24 | [Symbol] | 1/2" SEWER MAIN | 24 | [Symbol] | 1/2" SEWER MAIN | 24 | [Symbol] | 1/2" SEWER MAIN |
| 25 | [Symbol] | 10" RAIN MAIN | 25 | [Symbol] | 10" RAIN MAIN | 25 | [Symbol] | 10" RAIN MAIN | 25 | [Symbol] | 10" RAIN MAIN |
| 26 | [Symbol] | 8" RAIN MAIN | 26 | [Symbol] | 8" RAIN MAIN | 26 | [Symbol] | 8" RAIN MAIN | 26 | [Symbol] | 8" RAIN MAIN |
| 27 | [Symbol] | 6" RAIN MAIN | 27 | [Symbol] | 6" RAIN MAIN | 27 | [Symbol] | 6" RAIN MAIN | 27 | [Symbol] | 6" RAIN MAIN |
| 28 | [Symbol] | 4" RAIN MAIN | 28 | [Symbol] | 4" RAIN MAIN | 28 | [Symbol] | 4" RAIN MAIN | 28 | [Symbol] | 4" RAIN MAIN |
| 29 | [Symbol] | 3" RAIN MAIN | 29 | [Symbol] | 3" RAIN MAIN | 29 | [Symbol] | 3" RAIN MAIN | 29 | [Symbol] | 3" RAIN MAIN |
| 30 | [Symbol] | 2" RAIN MAIN | 30 | [Symbol] | 2" RAIN MAIN | 30 | [Symbol] | 2" RAIN MAIN | 30 | [Symbol] | 2" RAIN MAIN |
| 31 | [Symbol] | 1" RAIN MAIN | 31 | [Symbol] | 1" RAIN MAIN | 31 | [Symbol] | 1" RAIN MAIN | 31 | [Symbol] | 1" RAIN MAIN |
| 32 | [Symbol] | 1/2" RAIN MAIN | 32 | [Symbol] | 1/2" RAIN MAIN | 32 | [Symbol] | 1/2" RAIN MAIN | 32 | [Symbol] | 1/2" RAIN MAIN |
| 33 | [Symbol] | 10" ELECTRIC MAIN | 33 | [Symbol] | 10" ELECTRIC MAIN | 33 | [Symbol] | 10" ELECTRIC MAIN | 33 | [Symbol] | 10" ELECTRIC MAIN |
| 34 | [Symbol] | 8" ELECTRIC MAIN | 34 | [Symbol] | 8" ELECTRIC MAIN | 34 | [Symbol] | 8" ELECTRIC MAIN | 34 | [Symbol] | 8" ELECTRIC MAIN |
| 35 | [Symbol] | 6" ELECTRIC MAIN | 35 | [Symbol] | 6" ELECTRIC MAIN | 35 | [Symbol] | 6" ELECTRIC MAIN | 35 | [Symbol] | 6" ELECTRIC MAIN |
| 36 | [Symbol] | 4" ELECTRIC MAIN | 36 | [Symbol] | 4" ELECTRIC MAIN | 36 | [Symbol] | 4" ELECTRIC MAIN | 36 | [Symbol] | 4" ELECTRIC MAIN |
| 37 | [Symbol] | 3" ELECTRIC MAIN | 37 | [Symbol] | 3" ELECTRIC MAIN | 37 | [Symbol] | 3" ELECTRIC MAIN | 37 | [Symbol] | 3" ELECTRIC MAIN |
| 38 | [Symbol] | 2" ELECTRIC MAIN | 38 | [Symbol] | 2" ELECTRIC MAIN | 38 | [Symbol] | 2" ELECTRIC MAIN | 38 | [Symbol] | 2" ELECTRIC MAIN |
| 39 | [Symbol] | 1" ELECTRIC MAIN | 39 | [Symbol] | 1" ELECTRIC MAIN | 39 | [Symbol] | 1" ELECTRIC MAIN | 39 | [Symbol] | 1" ELECTRIC MAIN |
| 40 | [Symbol] | 1/2" ELECTRIC MAIN | 40 | [Symbol] | 1/2" ELECTRIC MAIN | 40 | [Symbol] | 1/2" ELECTRIC MAIN | 40 | [Symbol] | 1/2" ELECTRIC MAIN |



1. 2. 3. 4. 5. 6. 7. 8. 9. 10. 11. 12. 13. 14. 15. 16. 17. 18. 19. 20. 21. 22. 23. 24. 25. 26. 27. 28. 29. 30. 31. 32. 33. 34. 35. 36. 37. 38. 39. 40. 41. 42. 43. 44. 45. 46. 47. 48. 49. 50. 51. 52. 53. 54. 55. 56. 57. 58. 59. 60. 61. 62. 63. 64. 65. 66. 67. 68. 69. 70. 71. 72. 73. 74. 75. 76. 77. 78. 79. 80. 81. 82. 83. 84. 85. 86. 87. 88. 89. 90. 91. 92. 93. 94. 95. 96. 97. 98. 99. 100.

TACOMA POWER
 REGIONAL PUBLIC UTILITIES
 1000 1st Avenue, Tacoma, WA 98402
 PHONE: (253) 863-1234
 FAX: (253) 863-1234
 WWW: www.tacomapower.com
 NO SCALE
 SW.38

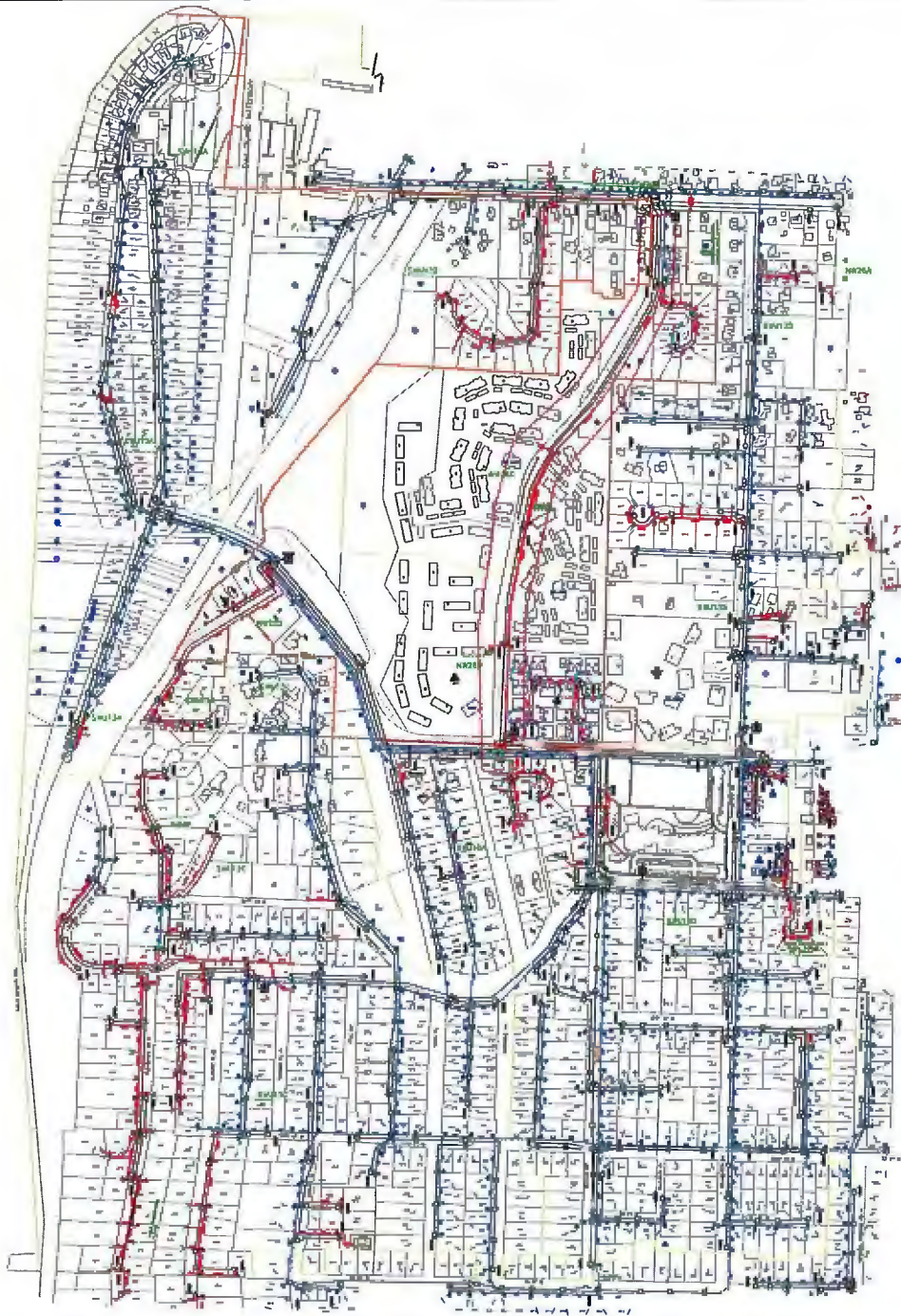


| NO. OF UNITS | UNITS PASSED | PLANT | STATUS | DATE PASSED | TEST RESULTS | REMARKS |
|--------------|--------------|-------|--------|-------------|--------------|---------|
| 1 | 1 | 1 | 1 | 1 | 1 | 1 |
| 2 | 2 | 2 | 2 | 2 | 2 | 2 |
| 3 | 3 | 3 | 3 | 3 | 3 | 3 |
| 4 | 4 | 4 | 4 | 4 | 4 | 4 |
| 5 | 5 | 5 | 5 | 5 | 5 | 5 |
| 6 | 6 | 6 | 6 | 6 | 6 | 6 |
| 7 | 7 | 7 | 7 | 7 | 7 | 7 |
| 8 | 8 | 8 | 8 | 8 | 8 | 8 |
| 9 | 9 | 9 | 9 | 9 | 9 | 9 |
| 10 | 10 | 10 | 10 | 10 | 10 | 10 |



DATE OF TEST: 12/15/2023
BY: J. J. JONES
FOR: TACOMA POWER

| | |
|--|--|
| TACOMA POWER
Tacoma Public Utilities | |
| PROJECT NO. _____ | |
| DATE: _____ | |
| NO. SCALE _____ | |
| SWL 39 | |



| ADJACENT PARCELS | | IMPROVEMENT PARCELS | | PIPE PARCELS | | VALVE PARCELS | | SIGNAL PARCELS | | SIGNAL POINTS | | SIGNAL CONTROL | | SIGNAL POINTS | | UNITS PASSED | | PLANT STATISTICS | |
|------------------|---|---------------------|---|--------------|---|---------------|---|----------------|----|---------------|----|----------------|----|---------------|----|--------------|----|------------------|----|
| 1 | 2 | 3 | 4 | 5 | 6 | 7 | 8 | 9 | 10 | 11 | 12 | 13 | 14 | 15 | 16 | 17 | 18 | 19 | 20 |
| | | | | | | | | | | | | | | | | | | | |

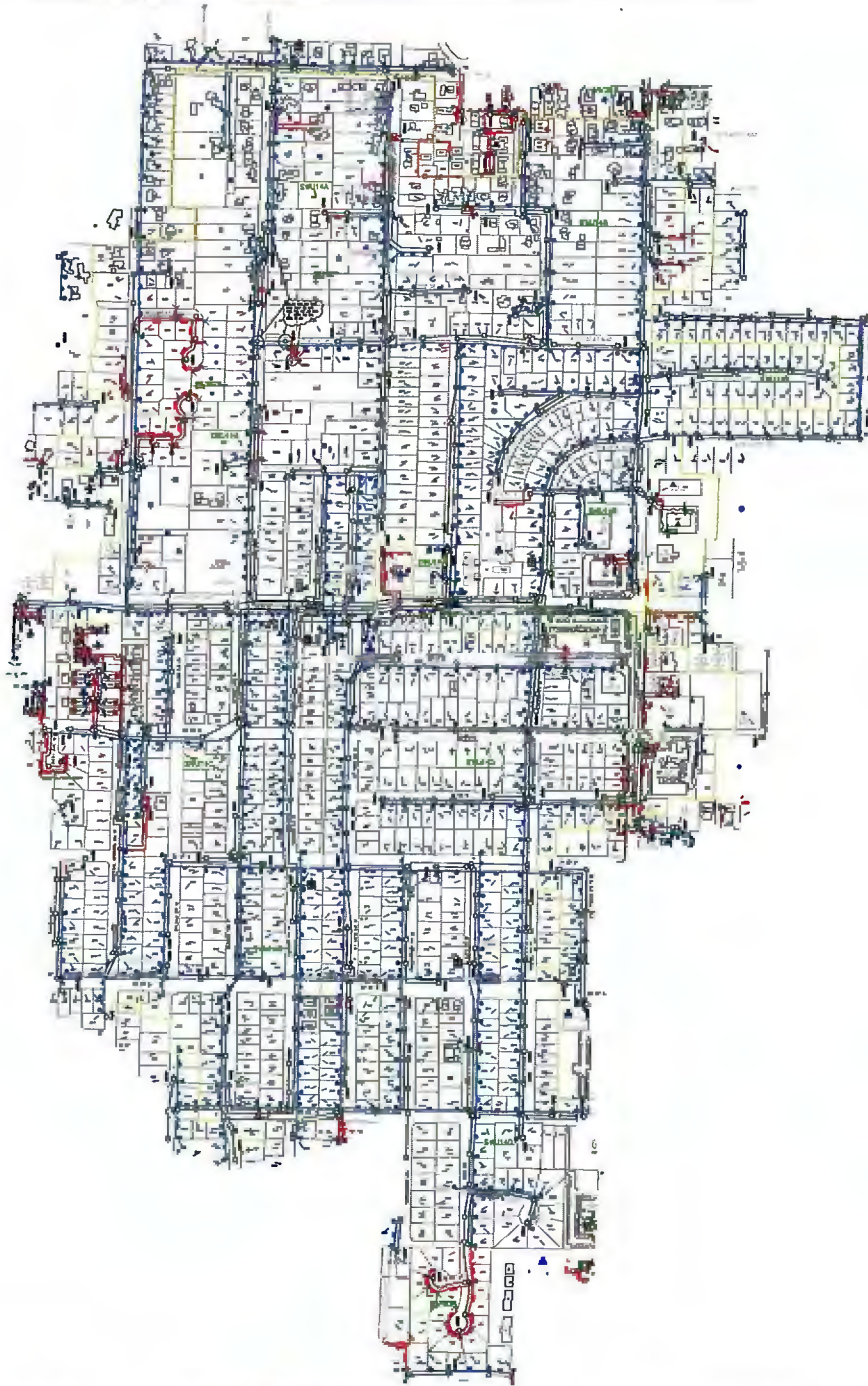


DATE: 10/15/13
 DRAWN BY: JACOMA
 CHECKED BY: JACOMA
 APPROVED BY: JACOMA

JACOMA POWER
 TACOMA PUBLIC UTILITIES

NO SCALE

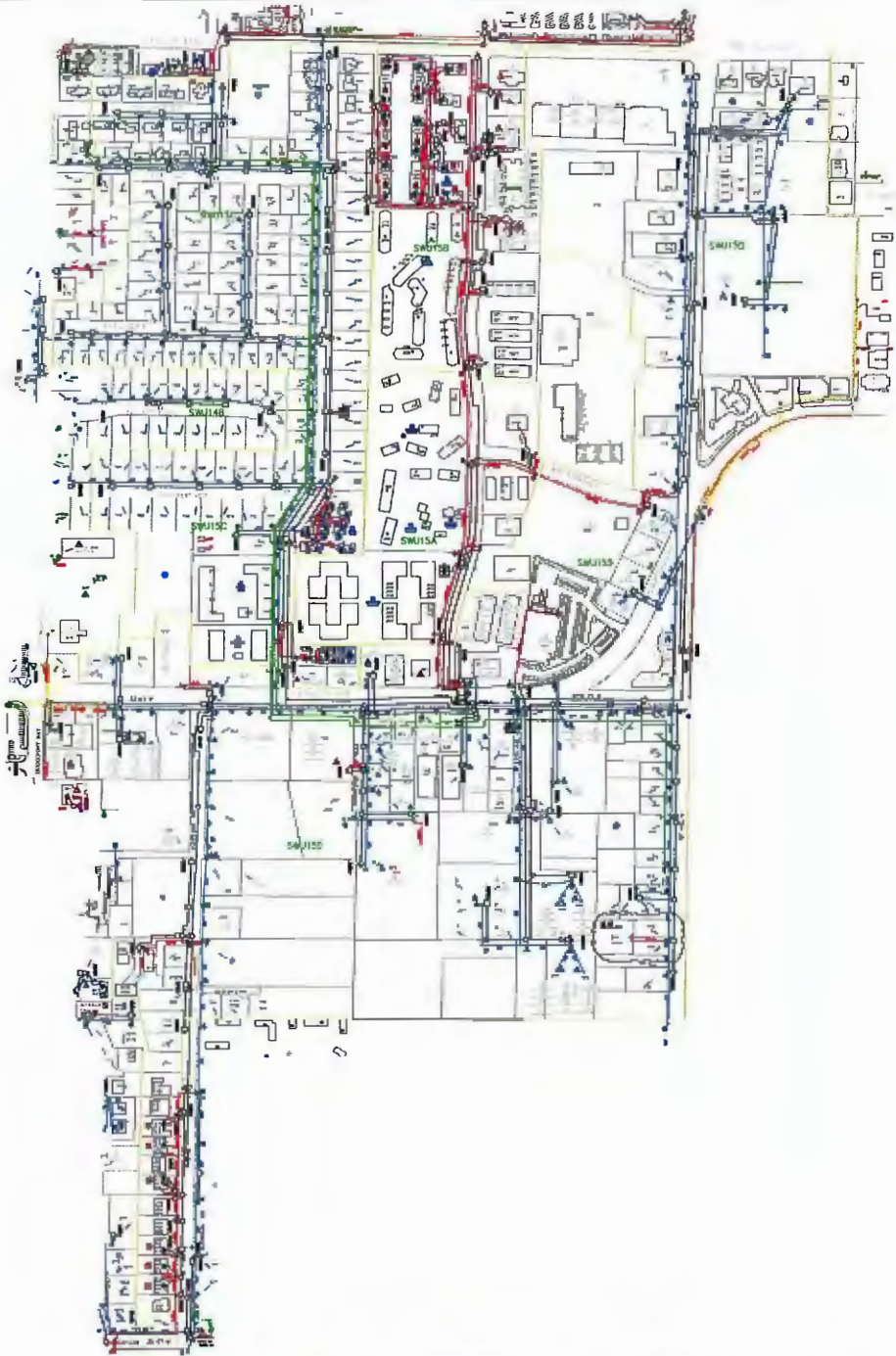
SWU13



| MACHINE TABLE | | MOTOR/GENERATOR TABLE | | FIELD TABLE | | WIND TABLE | | SIGNAL TABLE | | UNITS PASSED | | PLANT STATISTICS | |
|---------------|-----|-----------------------|-----|-------------|-----|------------|-----|--------------|-----|--------------|-----|------------------|-----|
| 1 | ... | 1 | ... | 1 | ... | 1 | ... | 1 | ... | 1 | ... | 1 | ... |
| 2 | ... | 2 | ... | 2 | ... | 2 | ... | 2 | ... | 2 | ... | 2 | ... |
| 3 | ... | 3 | ... | 3 | ... | 3 | ... | 3 | ... | 3 | ... | 3 | ... |
| 4 | ... | 4 | ... | 4 | ... | 4 | ... | 4 | ... | 4 | ... | 4 | ... |
| 5 | ... | 5 | ... | 5 | ... | 5 | ... | 5 | ... | 5 | ... | 5 | ... |
| 6 | ... | 6 | ... | 6 | ... | 6 | ... | 6 | ... | 6 | ... | 6 | ... |
| 7 | ... | 7 | ... | 7 | ... | 7 | ... | 7 | ... | 7 | ... | 7 | ... |
| 8 | ... | 8 | ... | 8 | ... | 8 | ... | 8 | ... | 8 | ... | 8 | ... |
| 9 | ... | 9 | ... | 9 | ... | 9 | ... | 9 | ... | 9 | ... | 9 | ... |
| 10 | ... | 10 | ... | 10 | ... | 10 | ... | 10 | ... | 10 | ... | 10 | ... |

UNITS PASSED
 PLANT STATISTICS
 TACOMA POWER
 PUBLIC UTILITIES

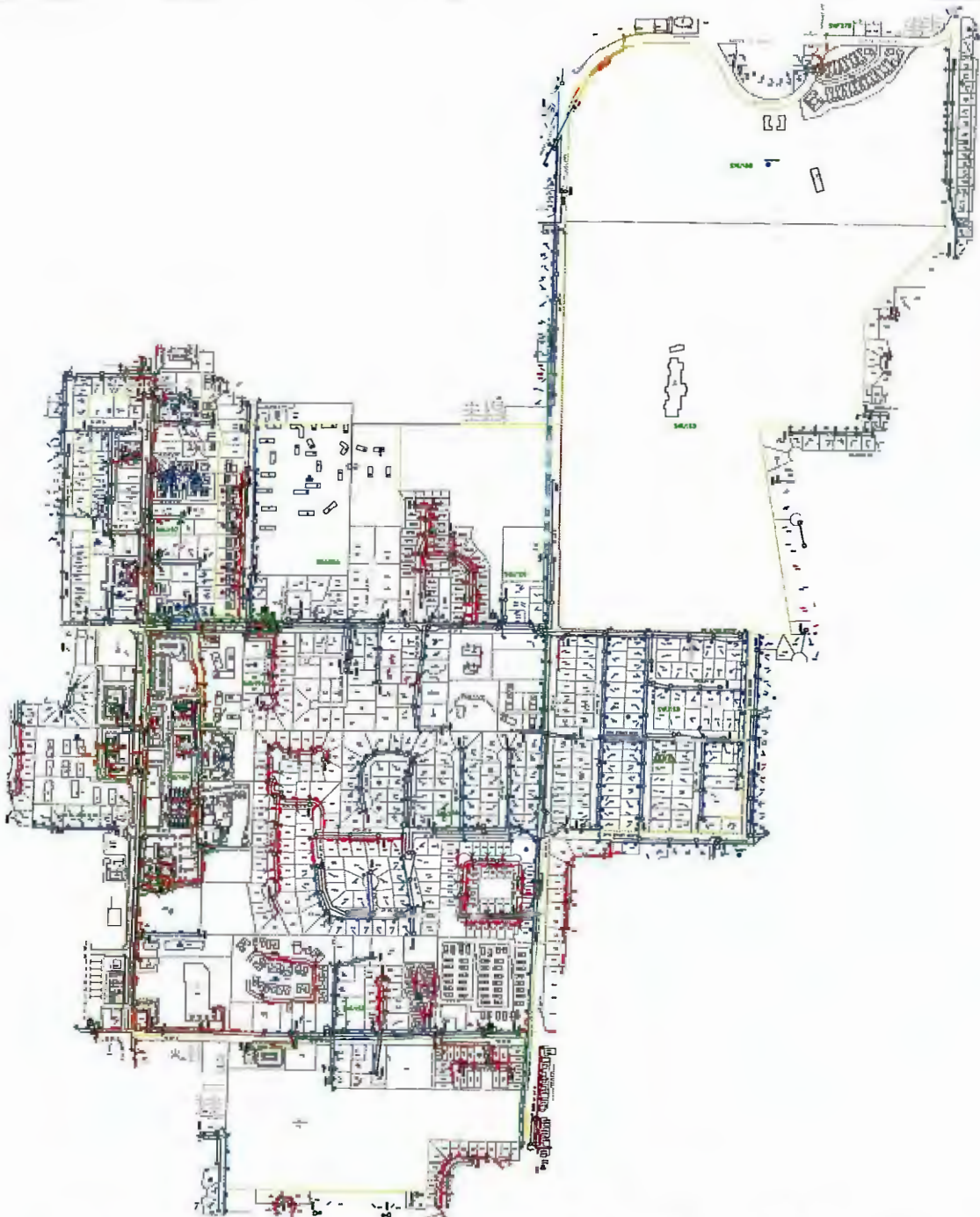
TACOMA POWER
 PUBLIC UTILITIES
 SWU14



| INSTRUMENT SYMBOL | ABBREVIATION | DESCRIPTION | UNIT | LOCATION | NOTES |
|-------------------|--------------|-------------|------|----------|-------|
| [Symbol] | SWU150 | SWU150 | | | |
| [Symbol] | SWU155 | SWU155 | | | |
| [Symbol] | SWU156 | SWU156 | | | |
| [Symbol] | SWU15A | SWU15A | | | |

TACOMA POWER
 PUGET SOUND PUBLIC UTILITIES
 SWU15
 NO SCALE
 SWU15

TACOMA POWER
 PUGET SOUND PUBLIC UTILITIES
 SWU15
 NO SCALE
 SWU15



| NO. | DESCRIPTION | UNIT | STATUS | DATE | BY | REVISION |
|-----|-------------|------|--------|------|-----|----------|
| 1 | ... | ... | ... | ... | ... | ... |
| 2 | ... | ... | ... | ... | ... | ... |
| 3 | ... | ... | ... | ... | ... | ... |
| 4 | ... | ... | ... | ... | ... | ... |
| 5 | ... | ... | ... | ... | ... | ... |
| 6 | ... | ... | ... | ... | ... | ... |
| 7 | ... | ... | ... | ... | ... | ... |
| 8 | ... | ... | ... | ... | ... | ... |
| 9 | ... | ... | ... | ... | ... | ... |
| 10 | ... | ... | ... | ... | ... | ... |
| 11 | ... | ... | ... | ... | ... | ... |
| 12 | ... | ... | ... | ... | ... | ... |
| 13 | ... | ... | ... | ... | ... | ... |
| 14 | ... | ... | ... | ... | ... | ... |
| 15 | ... | ... | ... | ... | ... | ... |
| 16 | ... | ... | ... | ... | ... | ... |
| 17 | ... | ... | ... | ... | ... | ... |
| 18 | ... | ... | ... | ... | ... | ... |
| 19 | ... | ... | ... | ... | ... | ... |
| 20 | ... | ... | ... | ... | ... | ... |
| 21 | ... | ... | ... | ... | ... | ... |
| 22 | ... | ... | ... | ... | ... | ... |
| 23 | ... | ... | ... | ... | ... | ... |
| 24 | ... | ... | ... | ... | ... | ... |
| 25 | ... | ... | ... | ... | ... | ... |
| 26 | ... | ... | ... | ... | ... | ... |
| 27 | ... | ... | ... | ... | ... | ... |
| 28 | ... | ... | ... | ... | ... | ... |
| 29 | ... | ... | ... | ... | ... | ... |
| 30 | ... | ... | ... | ... | ... | ... |
| 31 | ... | ... | ... | ... | ... | ... |
| 32 | ... | ... | ... | ... | ... | ... |
| 33 | ... | ... | ... | ... | ... | ... |
| 34 | ... | ... | ... | ... | ... | ... |
| 35 | ... | ... | ... | ... | ... | ... |
| 36 | ... | ... | ... | ... | ... | ... |
| 37 | ... | ... | ... | ... | ... | ... |
| 38 | ... | ... | ... | ... | ... | ... |
| 39 | ... | ... | ... | ... | ... | ... |
| 40 | ... | ... | ... | ... | ... | ... |
| 41 | ... | ... | ... | ... | ... | ... |
| 42 | ... | ... | ... | ... | ... | ... |
| 43 | ... | ... | ... | ... | ... | ... |
| 44 | ... | ... | ... | ... | ... | ... |
| 45 | ... | ... | ... | ... | ... | ... |
| 46 | ... | ... | ... | ... | ... | ... |
| 47 | ... | ... | ... | ... | ... | ... |
| 48 | ... | ... | ... | ... | ... | ... |
| 49 | ... | ... | ... | ... | ... | ... |
| 50 | ... | ... | ... | ... | ... | ... |

JACOMA POWER
TACOMA PUBLIC UTILITIES

NO SCALE

SWU16



| REVISIONS | | DESCRIPTION | | DATE | | BY | | CHECKED | | APPROVED | |
|-----------|----------|-------------|--|------|--|----|--|---------|--|----------|--|
| 1 | AS BUILT | | | | | | | | | | |
| 2 | REVISION | | | | | | | | | | |
| 3 | REVISION | | | | | | | | | | |
| 4 | REVISION | | | | | | | | | | |
| 5 | REVISION | | | | | | | | | | |
| 6 | REVISION | | | | | | | | | | |
| 7 | REVISION | | | | | | | | | | |
| 8 | REVISION | | | | | | | | | | |
| 9 | REVISION | | | | | | | | | | |
| 10 | REVISION | | | | | | | | | | |

UNITS PASSED

PLANT STATISTICS

NOTE:

- ① - Switchgear
- ② - Transformer
- ③ - Busbar
- ④ - Cable
- ⑤ - Protection
- ⑥ - Metering
- ⑦ - Control
- ⑧ - Instrumentation
- ⑨ - Communication
- ⑩ - Other

TACOMA POWER
TACOMA PUBLIC UTILITIES

DATE: _____


BY: _____

NO. _____

SWU17



| TAPES | | DATE | | BY | | REVISIONS | | SHEET NO. | | SHEET TOTAL | |
|-------|----------|------|----------|----|----------|-----------|----------|-----------|----------|-------------|----------|
| 1 | 10/15/18 | 1 | 10/15/18 | 1 | 10/15/18 | 1 | 10/15/18 | 1 | 10/15/18 | 1 | 10/15/18 |
| 2 | 10/15/18 | 2 | 10/15/18 | 2 | 10/15/18 | 2 | 10/15/18 | 2 | 10/15/18 | 2 | 10/15/18 |
| 3 | 10/15/18 | 3 | 10/15/18 | 3 | 10/15/18 | 3 | 10/15/18 | 3 | 10/15/18 | 3 | 10/15/18 |
| 4 | 10/15/18 | 4 | 10/15/18 | 4 | 10/15/18 | 4 | 10/15/18 | 4 | 10/15/18 | 4 | 10/15/18 |
| 5 | 10/15/18 | 5 | 10/15/18 | 5 | 10/15/18 | 5 | 10/15/18 | 5 | 10/15/18 | 5 | 10/15/18 |



TACOMA POWER
TACOMA PUBLIC UTILITIES

DATE: 10/15/18
PROJECT: SWU18



| ADDRESS SYMBOL | INTERSECTION SYMBOL | FILE SYMBOL | MAP SYMBOL | CONDUIT SYMBOL | PIPE SYMBOL | VALVE SYMBOL | TRANSFORMER SYMBOL | UTILITY SYMBOL | PLANT SYMBOL | UNITS PASSED | PLANT STATISTICS |
|----------------|---------------------|-------------|------------|----------------|-------------|--------------|--------------------|----------------|--------------|--------------|------------------|
| ... | ... | ... | ... | ... | ... | ... | ... | ... | ... | ... | ... |

NOTES:
 1. ...
 2. ...
 3. ...
 4. ...

TACOMA POWER
 TACOMA PUBLIC UTILITIES

NO SCALE

SWU19



| NO. | DESCRIPTION | DATE | BY | REVISIONS | DATE | BY | REVISIONS | DATE | BY | REVISIONS | DATE | BY | REVISIONS |
|-----|-------------|------|----|-----------|------|----|-----------|------|----|-----------|------|----|-----------|
| 1 | AS BUILT | | | | | | | | | | | | |
| 2 | REVISIONS | | | | | | | | | | | | |
| 3 | REVISIONS | | | | | | | | | | | | |
| 4 | REVISIONS | | | | | | | | | | | | |
| 5 | REVISIONS | | | | | | | | | | | | |
| 6 | REVISIONS | | | | | | | | | | | | |
| 7 | REVISIONS | | | | | | | | | | | | |
| 8 | REVISIONS | | | | | | | | | | | | |
| 9 | REVISIONS | | | | | | | | | | | | |
| 10 | REVISIONS | | | | | | | | | | | | |

UNITS PASSED

PLANT STATISTICS

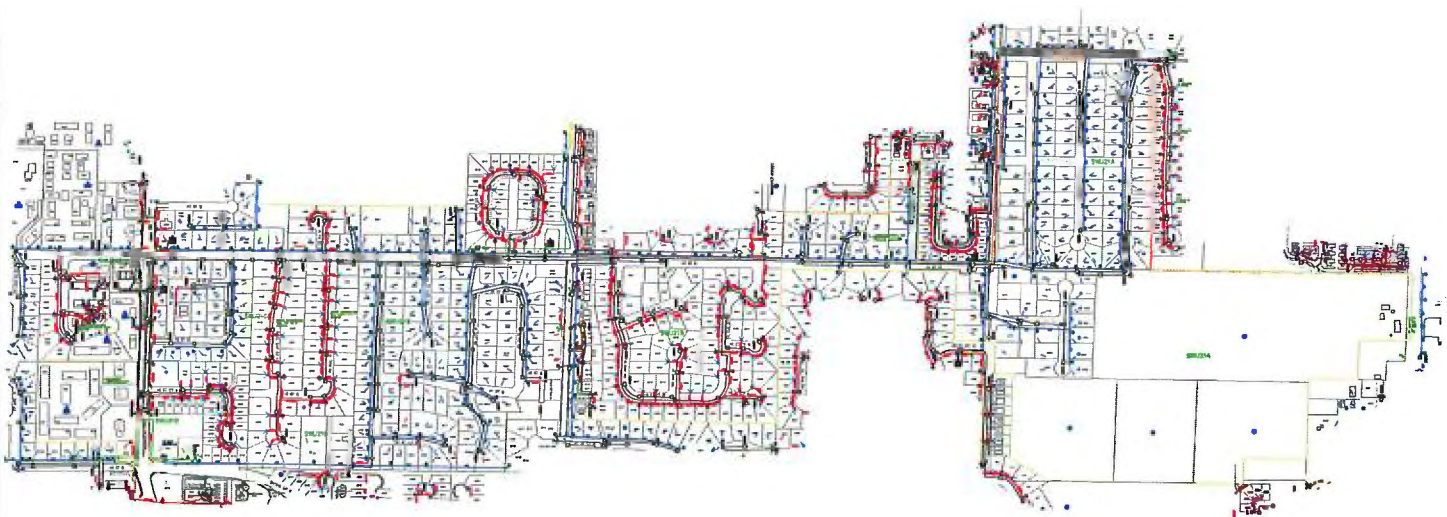
NOTES:

- 1. ALL WORK TO BE COMPLETED BY DATE SHOWN
- 2. ALL WORK TO BE COMPLETED BY DATE SHOWN
- 3. ALL WORK TO BE COMPLETED BY DATE SHOWN
- 4. ALL WORK TO BE COMPLETED BY DATE SHOWN
- 5. ALL WORK TO BE COMPLETED BY DATE SHOWN
- 6. ALL WORK TO BE COMPLETED BY DATE SHOWN
- 7. ALL WORK TO BE COMPLETED BY DATE SHOWN
- 8. ALL WORK TO BE COMPLETED BY DATE SHOWN
- 9. ALL WORK TO BE COMPLETED BY DATE SHOWN
- 10. ALL WORK TO BE COMPLETED BY DATE SHOWN

TACOMA POWER
TACOMA PUBLIC UTILITIES

NO SCALE

SWU20



| NO. | DESCRIPTION | SYMBOL | NO. | DESCRIPTION | SYMBOL | NO. | DESCRIPTION | SYMBOL | NO. | DESCRIPTION | SYMBOL | NO. | DESCRIPTION | SYMBOL | NO. | DESCRIPTION | SYMBOL |
|-----|-------------|----------|-----|-------------------|----------|-----|------------------|----------|-----|------------------|----------|-----|------------------|----------|-----|-------------------|----------|
| 1 | 110KV LINE | (Symbol) | 11 | 110KV TRANSFORMER | (Symbol) | 21 | 5KV TRANSFORMER | (Symbol) | 31 | 2KV TRANSFORMER | (Symbol) | 41 | 1KV TRANSFORMER | (Symbol) | 51 | 0.4KV TRANSFORMER | (Symbol) |
| 2 | 220KV LINE | (Symbol) | 12 | 220KV TRANSFORMER | (Symbol) | 22 | 10KV TRANSFORMER | (Symbol) | 32 | 5KV TRANSFORMER | (Symbol) | 42 | 2KV TRANSFORMER | (Symbol) | 52 | 1KV TRANSFORMER | (Symbol) |
| 3 | 330KV LINE | (Symbol) | 13 | 330KV TRANSFORMER | (Symbol) | 23 | 15KV TRANSFORMER | (Symbol) | 33 | 10KV TRANSFORMER | (Symbol) | 43 | 5KV TRANSFORMER | (Symbol) | 53 | 2KV TRANSFORMER | (Symbol) |
| 4 | 440KV LINE | (Symbol) | 14 | 440KV TRANSFORMER | (Symbol) | 24 | 20KV TRANSFORMER | (Symbol) | 34 | 15KV TRANSFORMER | (Symbol) | 44 | 10KV TRANSFORMER | (Symbol) | 54 | 5KV TRANSFORMER | (Symbol) |
| 5 | 550KV LINE | (Symbol) | 15 | 550KV TRANSFORMER | (Symbol) | 25 | 25KV TRANSFORMER | (Symbol) | 35 | 20KV TRANSFORMER | (Symbol) | 45 | 15KV TRANSFORMER | (Symbol) | 55 | 10KV TRANSFORMER | (Symbol) |



DATE: 10/15/2011
 DRAWN BY: J. SMITH
 CHECKED BY: M. JONES

TACOMA POWER
 TACOMA PUBLIC UTILITIES

NO. SCALE

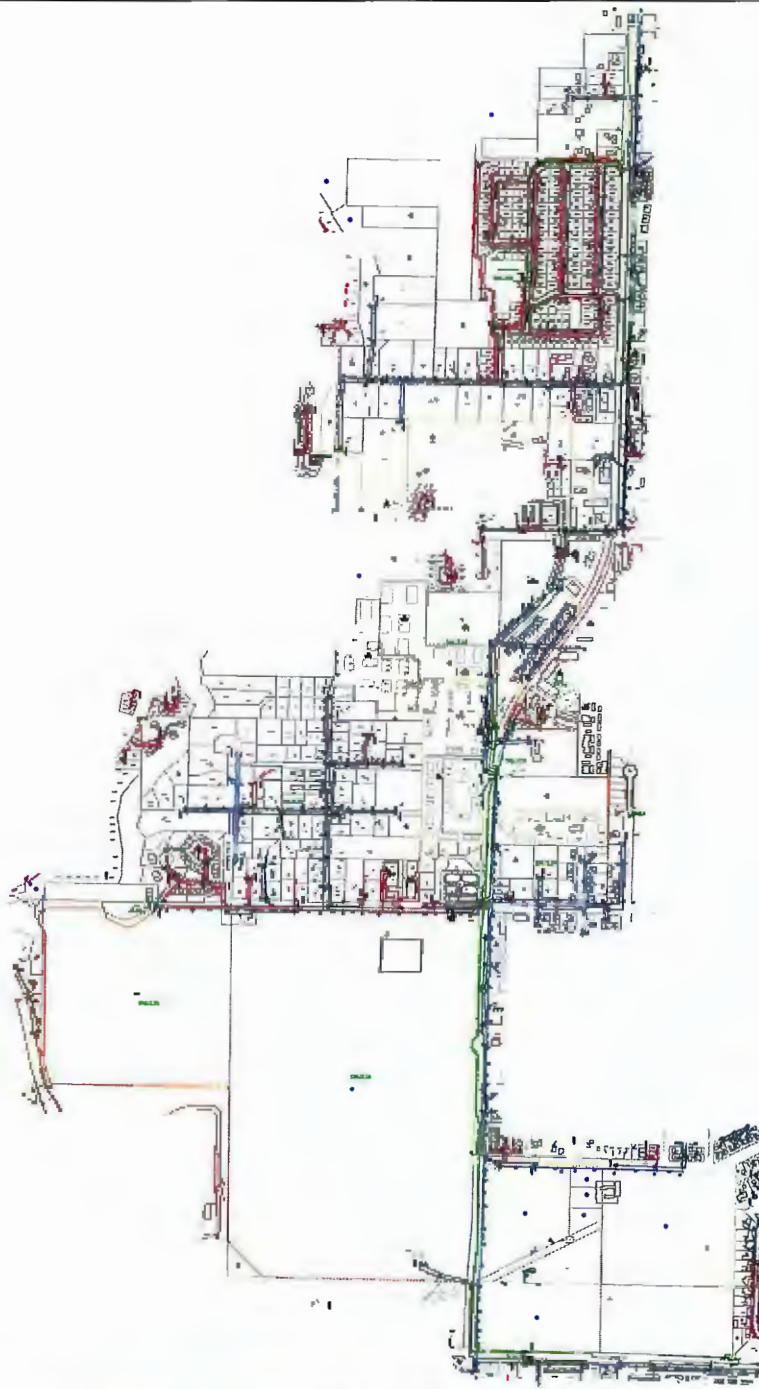
SWJ21



| MICHIGAN TUBULE | | UNDERGROUND TUBULE | | PIPE | | MAN HOLES | | CABLE | | CABLE TRAYS | | CABLE TUBES | | CABLE PASSAGEWAYS | | CABLE TRAYS | | UNITS PASSED | | PLANT STATISTICS | | | |
|-----------------|---|--------------------|---|------|---|-----------|---|-------|---|-------------|---|-------------|---|-------------------|---|-------------|---|--------------|---|------------------|---|---|---|
| 1 | 1 | 1 | 1 | 1 | 1 | 1 | 1 | 1 | 1 | 1 | 1 | 1 | 1 | 1 | 1 | 1 | 1 | 1 | 1 | 1 | 1 | 1 | 1 |
| 2 | 2 | 2 | 2 | 2 | 2 | 2 | 2 | 2 | 2 | 2 | 2 | 2 | 2 | 2 | 2 | 2 | 2 | 2 | 2 | 2 | 2 | 2 | 2 |

TACOMA POWER
TACOMA PUBLIC UTILITIES

NO SCALE
SWU22



| ANATOMY TABLE | | LAYOUT TABLE | | PIPE TABLE | | WATER TABLE | | ELECTRICAL TABLE | | UNITS PASSED | | PLANT STATISTICS | |
|---------------|---------|--------------|---------|------------|---------|-------------|---------|------------------|---------|--------------|---------|------------------|---------|
| 1 | UNIT 1 | 1 | UNIT 1 | 1 | UNIT 1 | 1 | UNIT 1 | 1 | UNIT 1 | 1 | UNIT 1 | 1 | UNIT 1 |
| 2 | UNIT 2 | 2 | UNIT 2 | 2 | UNIT 2 | 2 | UNIT 2 | 2 | UNIT 2 | 2 | UNIT 2 | 2 | UNIT 2 |
| 3 | UNIT 3 | 3 | UNIT 3 | 3 | UNIT 3 | 3 | UNIT 3 | 3 | UNIT 3 | 3 | UNIT 3 | 3 | UNIT 3 |
| 4 | UNIT 4 | 4 | UNIT 4 | 4 | UNIT 4 | 4 | UNIT 4 | 4 | UNIT 4 | 4 | UNIT 4 | 4 | UNIT 4 |
| 5 | UNIT 5 | 5 | UNIT 5 | 5 | UNIT 5 | 5 | UNIT 5 | 5 | UNIT 5 | 5 | UNIT 5 | 5 | UNIT 5 |
| 6 | UNIT 6 | 6 | UNIT 6 | 6 | UNIT 6 | 6 | UNIT 6 | 6 | UNIT 6 | 6 | UNIT 6 | 6 | UNIT 6 |
| 7 | UNIT 7 | 7 | UNIT 7 | 7 | UNIT 7 | 7 | UNIT 7 | 7 | UNIT 7 | 7 | UNIT 7 | 7 | UNIT 7 |
| 8 | UNIT 8 | 8 | UNIT 8 | 8 | UNIT 8 | 8 | UNIT 8 | 8 | UNIT 8 | 8 | UNIT 8 | 8 | UNIT 8 |
| 9 | UNIT 9 | 9 | UNIT 9 | 9 | UNIT 9 | 9 | UNIT 9 | 9 | UNIT 9 | 9 | UNIT 9 | 9 | UNIT 9 |
| 10 | UNIT 10 | 10 | UNIT 10 | 10 | UNIT 10 | 10 | UNIT 10 | 10 | UNIT 10 | 10 | UNIT 10 | 10 | UNIT 10 |

1. UNIT 1
 2. UNIT 2
 3. UNIT 3
 4. UNIT 4
 5. UNIT 5
 6. UNIT 6
 7. UNIT 7
 8. UNIT 8
 9. UNIT 9
 10. UNIT 10

JACOMA POWER
 TACOMA PUBLIC UTILITIES
 SWU23



| SYMBOL | DESCRIPTION | SYMBOL | DESCRIPTION | SYMBOL | DESCRIPTION | SYMBOL | DESCRIPTION |
|----------|-------------|----------|--------------|----------|--------------|----------|--------------|
| [Symbol] | POWER PANEL | [Symbol] | FEEDER PANEL | [Symbol] | FEEDER PANEL | [Symbol] | FEEDER PANEL |
| [Symbol] | GENERATOR | [Symbol] | TRANSFORMER | [Symbol] | CONDENSER | [Symbol] | CONDENSER |
| [Symbol] | PUMP | [Symbol] | VALVE | [Symbol] | CONTROL | [Symbol] | CONTROL |
| [Symbol] | CABLE | [Symbol] | TRAY | [Symbol] | DUCT | [Symbol] | DUCT |
| [Symbol] | GROUND | [Symbol] | ISOLATION | [Symbol] | ISOLATION | [Symbol] | ISOLATION |

| UNITS PASSED | | PLANT STATISTICS | |
|--------------|-----|------------------|-----|
| UNIT 1 | ... | GENERATION | ... |
| UNIT 2 | ... | DEMAND | ... |
| UNIT 3 | ... | LOSS | ... |
| UNIT 4 | ... | AVAILABILITY | ... |
| UNIT 5 | ... | LOAD FACTOR | ... |

TACOMA POWER
TACOMA PUBLIC UTILITIES

NO SCALE

SWU24



GENERAL
NOT TO BE EXTRACTED OR REPRODUCED WITHOUT
APPROVED PERMISSION FROM TACOMA POWER

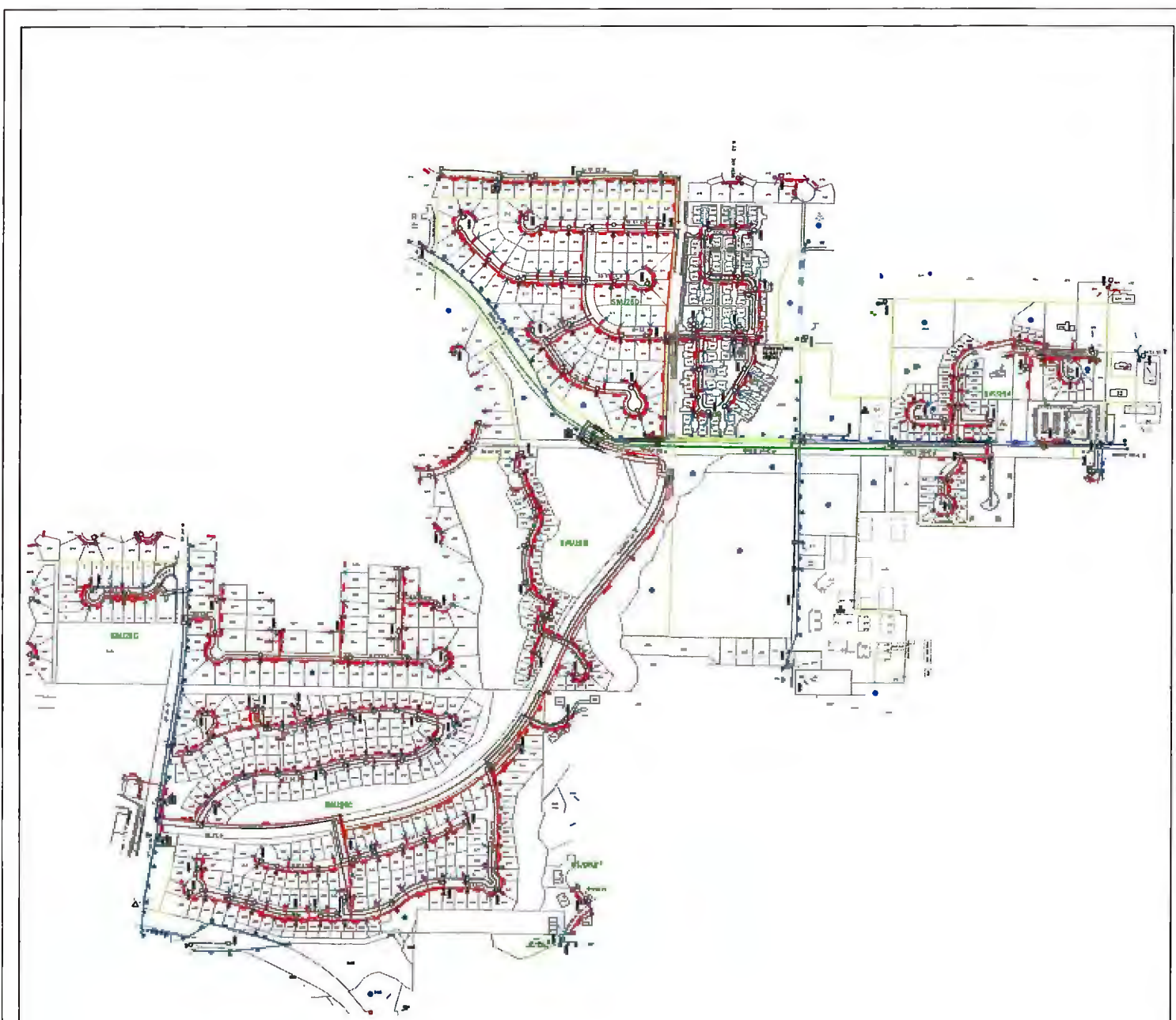


| NO. | DESCRIPTION | UNIT | STATUS | DATE | BY | CHKD. |
|-----|-------------|------|--------|------|-----|-------|
| 1 | ... | ... | ... | ... | ... | ... |
| 2 | ... | ... | ... | ... | ... | ... |
| 3 | ... | ... | ... | ... | ... | ... |
| 4 | ... | ... | ... | ... | ... | ... |
| 5 | ... | ... | ... | ... | ... | ... |
| 6 | ... | ... | ... | ... | ... | ... |
| 7 | ... | ... | ... | ... | ... | ... |
| 8 | ... | ... | ... | ... | ... | ... |
| 9 | ... | ... | ... | ... | ... | ... |
| 10 | ... | ... | ... | ... | ... | ... |

UNITS PASSED
 UNIT NO. _____
 UNIT NAME _____
 UNIT STATUS _____
 UNIT DATE _____
 UNIT BY _____
 UNIT CHKD. _____
 UNIT DATE _____
 UNIT BY _____
 UNIT CHKD. _____

JACOMA POWER
 TACOMA PUBLIC UTILITIES
 1000 10TH AVENUE
 TACOMA, WASHINGTON 98402
 (206) 861-1000
 WWW.JACOMA.PU.WA.GOV

NO SCALE
 SWJ25



| SECTION SYMBOLS | | MACROCELL SYMBOLS | | VOLT SYMBOLS | | TYPE SYMBOLS | | MATERIAL SYMBOLS | | CONDUIT SYMBOLS | | CABLE SYMBOLS | | CABLE TRAYS SYMBOLS | | CABLE RAYS SYMBOLS | | CABLE TRAYS SYMBOLS | | CABLE RAYS SYMBOLS | | CABLE TRAYS SYMBOLS | | CABLE RAYS SYMBOLS | | CABLE TRAYS SYMBOLS | | CABLE RAYS SYMBOLS | | CABLE TRAYS SYMBOLS | | CABLE RAYS SYMBOLS | | | | | |
|-----------------|-----|-------------------|-----|--------------|-----|--------------|-----|------------------|-----|-----------------|-----|---------------|-----|---------------------|-----|--------------------|-----|---------------------|-----|--------------------|-----|---------------------|-----|--------------------|-----|---------------------|-----|--------------------|-----|---------------------|-----|--------------------|-----|---|-----|---|-----|
| 1 | ... | 1 | ... | 1 | ... | 1 | ... | 1 | ... | 1 | ... | 1 | ... | 1 | ... | 1 | ... | 1 | ... | 1 | ... | 1 | ... | 1 | ... | 1 | ... | 1 | ... | 1 | ... | 1 | ... | 1 | ... | 1 | ... |

UNITS PASSED

| | |
|-----|-----|
| ... | ... |
|-----|-----|

PLANT STATISTICS

| | |
|-----|-----|
| ... | ... |
|-----|-----|

TACOMA POWER
TACOMA PUBLIC UTILITIES

NO SCALE

SWU26

REVISION HISTORY

| NO. | DATE | DESCRIPTION |
|-----|------|-------------|
| | | |

Equipment For Network file: NE-02.

Parameters: TACOMA-750
 Actives: TACOMA-750
 Taps: TACOMA-750
 Couplers: TACOMA-750
 Cables: TACOMA-750

| Equipment type | Line # | Part Number | Ae - p1 | UG - p1 | Total - p1 |
|-------------------|-------------------|----------------|---------|---------|------------|
| Actives | 1 | BLE 750-SH | 8 | 11 | 19 |
| | 2 | BLE 750-SH | 1 | 2 | 3 |
| | 13 | MB 750-SH | 3 | 3 | 6 |
| | 14 | MB 750-SH | 5 | 7 | 12 |
| | 15 | MB 750-SH | 5 | 4 | 9 |
| | 16 | MB 750-SH | 0 | 2 | 2 |
| | 32 | Stargate 2000 | 1 | 0 | 1 |
| | 50 | MB100S-2HSXH-F | 0 | 1 | 1 |
| Reserve Gain | 1 | BLE-750 AR | 8 | 11 | 19 |
| | 2 | BLE-750 AR | 1 | 2 | 3 |
| | 13 | MB-750 AR | 3 | 3 | 6 |
| | 14 | MB-750 AR | 5 | 7 | 12 |
| | 15 | MB-750 AR | 5 | 4 | 9 |
| | 16 | MB-750 AR | 0 | 2 | 2 |
| | 32 | Stargate 2000 | 1 | 0 | 1 |
| | 50 | | 0 | 1 | 1 |
| Fwd Pads - Bank 1 | 1 | JXP- 0 | 2 | 6 | 8 |
| | 2 | JXP- 1 | 2 | 2 | 4 |
| | 3 | JXP- 2 | 2 | 4 | 6 |
| | 4 | JXP- 3 | 3 | 2 | 5 |
| | 5 | JXP- 4 | 3 | 3 | 6 |
| | 6 | JXP- 5 | 5 | 2 | 7 |
| | 8 | JXP- 7 | 2 | 0 | 2 |
| | 9 | JXP- 8 | 3 | 4 | 7 |
| | 10 | JXP- 9 | 0 | 1 | 1 |
| | 11 | JXP- 10 | 0 | 4 | 4 |
| | 12 | JXP- 11 | 1 | 1 | 2 |
| | 13 | JXP- 12 | 0 | 1 | 1 |
| | Fwd Pads - Bank 4 | 1 | NODE | 1 | 4 |
| Ret Pads - Bank 1 | 1 | JXP- 0 | 1 | 2 | 3 |
| | 2 | JXP- 1 | 2 | 0 | 2 |
| | 3 | JXP- 2 | 4 | 1 | 5 |
| | 4 | JXP- 3 | 0 | 2 | 2 |
| | 5 | JXP- 4 | 4 | 4 | 8 |
| | 6 | JXP- 5 | 1 | 2 | 3 |
| | 7 | JXP- 6 | 2 | 7 | 9 |
| | 8 | JXP- 7 | 3 | 2 | 5 |
| | 9 | JXP- 8 | 1 | 2 | 3 |

| | | | | | |
|-------------------|----|-----------------|----|----|----|
| | 10 | JXP- 9 | 1 | 3 | 4 |
| | 11 | JXP- 10 | 0 | 2 | 2 |
| | 12 | JXP- 11 | 2 | 0 | 2 |
| | 13 | JXP- 12 | 0 | 2 | 2 |
| | 14 | JXP- 13 | 1 | 0 | 1 |
| | 15 | JXP- 14 | 0 | 1 | 1 |
| | 16 | JXP- 15 | 1 | 0 | 1 |
| Ret Pads - Bank 4 | 1 | NODE | 1 | 4 | 5 |
| Fwd EQs - Bank 1 | 4 | SC-EQ-750- SC-7 | 1 | 0 | 1 |
| | 7 | SC-EQ-750- SC-4 | 0 | 2 | 2 |
| | 9 | SC-EQ-750- SC-2 | 1 | 0 | 1 |
| | 10 | SC-EQ-750- SC-1 | 0 | 2 | 2 |
| | 11 | SC-EQ-750- 0 | 2 | 2 | 4 |
| | 12 | SC-EQ-750- 2 | 2 | 1 | 3 |
| | 13 | SC-EQ-750- 4 | 3 | 4 | 7 |
| | 14 | SC-EQ-750- 6 | 4 | 4 | 8 |
| | 15 | SC-EQ-750- 8 | 3 | 2 | 5 |
| | 16 | SC-EQ-750- 10 | 5 | 7 | 12 |
| | 17 | SC-EQ-750- 12 | 0 | 1 | 1 |
| | 18 | SC-EQ-750- 14 | 2 | 3 | 5 |
| | 19 | SC-EQ-750- 16 | 0 | 2 | 2 |
| Ret EQs - Bank 1 | 1 | SEE-40- 0 | 3 | 1 | 4 |
| | 2 | SEE-40- 2 | 15 | 17 | 32 |
| | 3 | SEE-40- 4 | 5 | 12 | 17 |
| FeederMakers | 1 | | 1 | 0 | 1 |
| Inline EQs | 2 | | 1 | 3 | 4 |
| | 4 | EX ST SPLICE | 2 | 0 | 2 |
| | 5 | NEW ST SPLICE | 1 | 0 | 1 |
| | 6 | EX BL SPLICE | 2 | 20 | 22 |
| 2-Port Taps | 3 | FFT2-17K | 2 | 3 | 5 |
| | 4 | FFT2-14K | 5 | 7 | 12 |
| | 5 | FFT2-10K | 6 | 11 | 17 |
| | 6 | FFT2-7K | 4 | 1 | 5 |
| | 7 | FFT2-4TK | 3 | 8 | 11 |
| 4-Port Taps | 1 | FFT4-23K | 10 | 14 | 24 |
| | 2 | FFT4-20K | 15 | 13 | 28 |
| | 3 | FFT4-17K | 26 | 11 | 37 |
| | 4 | FFT4-14K | 18 | 20 | 38 |
| | 5 | FFT4-10K | 14 | 29 | 43 |
| | 6 | FFT4-7TK | 18 | 34 | 52 |
| 8-Port Taps | 1 | FFT8-23K | 1 | 5 | 6 |
| | 2 | FFT8-20K | 1 | 10 | 11 |
| | 3 | FFT8-17K | 1 | 8 | 9 |
| | 4 | FFT8-14K | 1 | 12 | 13 |
| | 5 | FFT8-10TK | 2 | 14 | 16 |
| Couplers | 1 | LPI100 | 4 | 0 | 4 |
| | 2 | LLS102 | 5 | 9 | 14 |

| | | | | | |
|-------------------|----|--------------------|-------|-------|-------|
| | 3 | LLS103 | 5 | 6 | 11 |
| | 4 | LDC108 | 13 | 6 | 19 |
| | 5 | LDC112 | 6 | 8 | 14 |
| | 11 | JUMPER | 23 | 17 | 40 |
| | 12 | MBD-SPLT | 7 | 4 | 11 |
| | 13 | MBD-DC10 | 2 | 1 | 3 |
| | 15 | MBD-DC12 | 0 | 1 | 1 |
| Power Supplies | 1 | XM 9015 | 4 | 0 | 4 |
| Miscellaneous | 1 | HTH Conn. | 46 | 60 | 106 |
| | 2 | Splice | 0 | 1 | 1 |
| | 3 | Term | 15 | 24 | 39 |
| | 7 | SBH-1022 | 0 | 213 | 213 |
| | 8 | SBH-1432 | 0 | 36 | 36 |
| General BOM Info. | | Housecount | 310 | 727 | 1037 |
| | | Ports | 492 | 936 | 1428 |
| | | Non-MDU Housecount | 310 | 679 | 989 |
| | | MDU Housecount | 0 | 48 | 48 |
| | | MDU Tap Ports | 0 | 48 | 48 |
| | | MDU Tap Ports Used | 0 | 6 | 6 |
| | | COM Housecount | 0 | 0 | 0 |
| | | COM Tap Ports | 0 | 0 | 0 |
| | | COM Tap Ports Used | 0 | 0 | 0 |
| | | Drop Sp. Ports | 0 | 0 | 0 |
| | | Non-Design HC | 0 | 0 | 0 |
| | | Trunk Amps | 14 | 17 | 31 |
| | | Line Extenders | 9 | 13 | 22 |
| | | Equalizers | 6 | 23 | 29 |
| | | Taps (2-Port) | 20 | 30 | 50 |
| | | Taps (4-Port) | 101 | 121 | 222 |
| | | Taps (6-Port) | 0 | 0 | 0 |
| | | Taps (8-Port) | 6 | 49 | 55 |
| | | Taps (total) | 127 | 200 | 327 |
| | | 2-Way Couplers | 54 | 46 | 100 |
| | | 3-Way Couplers | 5 | 6 | 11 |
| | | Strand/Trench | 24785 | 44995 | 69780 |
| | | Poles Used | 159 | 0 | 159 |
| Cables | 0 | EX QR715-AR | 24640 | 0 | 24640 |
| | | 100 Series | 9790 | 0 | 9790 |
| | | 400 Series | 145 | 0 | 145 |
| | | Total EX QR715-AR | 34575 | 0 | 34575 |
| | 1 | EX QR715-UG | 0 | 43110 | 43110 |
| | | 100 Series | 0 | 12745 | 12745 |
| | | 400 Series | 0 | 360 | 360 |
| | | 500 Series | 0 | 12 | 12 |
| | | Total EX QR715-UG | 0 | 56227 | 56227 |
| | 11 | NW QR715-UG | 0 | 1415 | 1415 |
| | | 100 Series | 0 | 699 | 699 |

| | | | | | |
|------------|----|-------------------|-----|------|------|
| | | 200 Series | 0 | 110 | 110 |
| | | Total NW QR715-UG | 0 | 2224 | 2224 |
| Connectors | 0 | QR 715 P-T | 308 | 0 | 308 |
| | 1 | QR 715 P-T | 0 | 423 | 423 |
| | 11 | QR 715 P-T | 0 | 22 | 22 |

Equipment For Network file: NE-03.

Parameters: TACOMA-750
 Actives: TACOMA-750
 Taps: TACOMA-750
 Couplers: TACOMA-750
 Cables: TACOMA-750

| Equipment type | Line # | Part Number | Ae - p1 | UG - p1 | Total - p1 |
|-------------------|--------------|----------------|------------|---------|------------|
| Actives | 1 | BLE 750-SH | 0 | 13 | 13 |
| | 2 | BLE 750-SH | 0 | 6 | 6 |
| | 13 | MB 750-SH | 0 | 6 | 6 |
| | 14 | MB 750-SH | 0 | 9 | 9 |
| | 15 | MB 750-SH | 0 | 3 | 3 |
| | 32 | Stargate 2000 | 0 | 1 | 1 |
| | 42 | BLE100-HSXH-F | 0 | 1 | 1 |
| | 47 | MB100S-2HSXH-F | 0 | 1 | 1 |
| | Reserve Gain | 1 | BLE-750 AR | 0 | 13 |
| 2 | | BLE-750 AR | 0 | 6 | 6 |
| 13 | | MB-750 AR | 0 | 6 | 6 |
| 14 | | MB-750 AR | 0 | 9 | 9 |
| 15 | | MB-750 AR | 0 | 3 | 3 |
| 32 | | Stargate 2000 | 0 | 1 | 1 |
| 42 | | | 0 | 1 | 1 |
| Fwd Pads - Bank 1 | 1 | JXP- 0 | 0 | 4 | 4 |
| | 2 | JXP- 1 | 0 | 4 | 4 |
| | 3 | JXP- 2 | 0 | 3 | 3 |
| | 4 | JXP- 3 | 0 | 2 | 2 |
| | 5 | JXP- 4 | 0 | 7 | 7 |
| | 6 | JXP- 5 | 0 | 4 | 4 |
| | 7 | JXP- 6 | 0 | 4 | 4 |
| | 8 | JXP- 7 | 0 | 4 | 4 |
| | 9 | JXP- 8 | 0 | 4 | 4 |
| | 10 | JXP- 9 | 0 | 4 | 4 |
| Fwd Pads - Bank 4 | 1 | NODE | 0 | 6 | 6 |
| Ret Pads - Bank 1 | 1 | JXP- 0 | 0 | 1 | 1 |
| | 2 | JXP- 1 | 0 | 3 | 3 |
| | 3 | JXP- 2 | 0 | 2 | 2 |
| | 4 | JXP- 3 | 0 | 3 | 3 |
| | 5 | JXP- 4 | 0 | 5 | 5 |
| | 6 | JXP- 5 | 0 | 3 | 3 |
| | 7 | JXP- 6 | 0 | 5 | 5 |
| | 8 | JXP- 7 | 0 | 4 | 4 |
| | 9 | JXP- 8 | 0 | 3 | 3 |
| | 10 | JXP- 9 | 0 | 4 | 4 |
| | 12 | JXP- 11 | 0 | 3 | 3 |

| | | | | | |
|-------------------|----|-----------------|----|----|----|
| | 13 | JXP- 12 | 0 | 3 | 3 |
| | 16 | JXP- 15 | 0 | 1 | 1 |
| Ret Pads - Bank 4 | 1 | NODE | 0 | 6 | 6 |
| Fwd EQs - Bank 1 | 6 | SC-EQ-750- SC-5 | 0 | 1 | 1 |
| | 7 | SC-EQ-750- SC-4 | 0 | 1 | 1 |
| | 11 | SC-EQ-750- 0 | 0 | 3 | 3 |
| | 12 | SC-EQ-750- 2 | 0 | 2 | 2 |
| | 13 | SC-EQ-750- 4 | 0 | 3 | 3 |
| | 14 | SC-EQ-750- 6 | 0 | 12 | 12 |
| | 15 | SC-EQ-750- 8 | 0 | 9 | 9 |
| | 16 | SC-EQ-750- 10 | 0 | 3 | 3 |
| | 17 | SC-EQ-750- 12 | 0 | 5 | 5 |
| | 18 | SC-EQ-750- 14 | 0 | 1 | 1 |
| Ret EQs - Bank 1 | 1 | SEE-40- 0 | 0 | 4 | 4 |
| | 2 | SEE-40- 2 | 0 | 30 | 30 |
| | 3 | SEE-40- 4 | 0 | 6 | 6 |
| Feeder makers | 1 | | 0 | 1 | 1 |
| Inline EQs | 4 | EX ST SPLICE | 0 | 1 | 1 |
| | 5 | NEW ST SPLICE | 0 | 1 | 1 |
| | 6 | EX BL SPLICE | 0 | 11 | 11 |
| 2-Port Taps | 3 | FFT2-17K | 0 | 1 | 1 |
| | 4 | FFT2-14K | 0 | 5 | 5 |
| | 5 | FFT2-10K | 0 | 11 | 11 |
| | 6 | FFT2-7K | 0 | 3 | 3 |
| | 7 | FFT2-4TK | 0 | 18 | 18 |
| 4-Port Taps | 1 | FFT4-23K | 0 | 11 | 11 |
| | 2 | FFT4-20K | 0 | 15 | 15 |
| | 3 | FFT4-17K | 0 | 22 | 22 |
| | 4 | FFT4-14K | 0 | 16 | 16 |
| | 5 | FFT4-10K | 0 | 29 | 29 |
| | 6 | FFT4-7TK | 0 | 24 | 24 |
| 8-Port Taps | 1 | FFT8-23K | 0 | 6 | 6 |
| | 2 | FFT8-20K | 0 | 9 | 9 |
| | 3 | FFT8-17K | 0 | 9 | 9 |
| | 4 | FFT8-14K | 0 | 11 | 11 |
| | 5 | FFT8-10TK | 0 | 14 | 14 |
| Couplers | 1 | LPI100 | 0 | 4 | 4 |
| | 2 | LLS102 | 0 | 14 | 14 |
| | 3 | LLS103 | 0 | 3 | 3 |
| | 4 | LDC108 | 0 | 17 | 17 |
| | 5 | LDC112 | 0 | 6 | 6 |
| | 11 | JUMPER | 12 | 22 | 34 |
| | 12 | MBD-SPLT | 0 | 7 | 7 |
| | 13 | MBD-DC10 | 0 | 4 | 4 |
| Power Supplies | 1 | XM 9015 | 1 | 3 | 4 |
| Miscellaneous | 1 | HTH Conn. | 1 | 75 | 76 |
| | 2 | Splice | 0 | 3 | 3 |

| | | | | | |
|-------------------|----|--------------------|----|-------|-------|
| | 3 | Term | 0 | 20 | 20 |
| | 7 | SBH-1022 | 0 | 204 | 204 |
| | 8 | SBH-1432 | 0 | 46 | 46 |
| | 9 | PS6 | 0 | 5 | 5 |
| General BOM Info. | | Housecount | 0 | 808 | 808 |
| | | Ports | 0 | 936 | 936 |
| | | Non-MDU Housecount | 0 | 712 | 712 |
| | | MDU Housecount | 0 | 96 | 96 |
| | | MDU Tap Ports | 0 | 26 | 26 |
| | | MDU Tap Ports Used | 0 | 12 | 12 |
| | | COM Housecount | 0 | 0 | 0 |
| | | COM Tap Ports | 0 | 0 | 0 |
| | | COM Tap Ports Used | 0 | 0 | 0 |
| | | Drop Sp. Ports | 0 | 0 | 0 |
| | | Non-Design HC | 0 | 0 | 0 |
| | | Trunk Amps | 0 | 21 | 21 |
| | | Line Extenders | 0 | 19 | 19 |
| | | Equalizers | 0 | 13 | 13 |
| | | Taps (2-Port) | 0 | 38 | 38 |
| | | Taps (4-Port) | 0 | 117 | 117 |
| | | Taps (6-Port) | 0 | 0 | 0 |
| | | Taps (8-Port) | 0 | 49 | 49 |
| | | Taps (total) | 0 | 204 | 204 |
| | | 2-Way Couplers | 0 | 74 | 74 |
| | | 3-Way Couplers | 0 | 3 | 3 |
| | | Strand/Trench | 0 | 48904 | 48904 |
| | | Poles Used | 0 | 0 | 0 |
| Cables | 1 | EX QR715-UG | 0 | 48778 | 48778 |
| | | 100 Series | 0 | 12522 | 12522 |
| | | Total EX QR715-UG | 0 | 61300 | 61300 |
| | 11 | NW QR715-UG | 0 | 101 | 101 |
| | | 200 Series | 0 | 25 | 25 |
| | | Total NW QR715-UG | 0 | 126 | 126 |
| Connectors | 0 | QR 715 P-T | 25 | 0 | 25 |
| | 1 | QR 715 P-T | 0 | 454 | 454 |
| | 11 | QR 715 P-T | 0 | 8 | 8 |

Equipment For Network file: NE-04.

Parameters: TACOMA-750
 Actives: TACOMA-750
 Taps: TACOMA-750
 Couplers: TACOMA-750
 Cables: TACOMA-750

| Equipment type | Line # | Part Number | Ae - p1 | UG - p1 | Total - p1 |
|-------------------|--------------|----------------|------------|---------|------------|
| Actives | 1 | BLE 750-SH | 8 | 12 | 20 |
| | 2 | BLE 750-SH | 0 | 3 | 3 |
| | 13 | MB 750-SH | 4 | 0 | 4 |
| | 14 | MB 750-SH | 3 | 2 | 5 |
| | 15 | MB 750-SH | 3 | 5 | 8 |
| | 16 | MB 750-SH | 1 | 4 | 5 |
| | 32 | Stargate 2000 | 1 | 0 | 1 |
| | 47 | MB100S-2HSXH-F | 0 | 1 | 1 |
| | Reserve Gain | 1 | BLE-750 AR | 8 | 12 |
| 2 | | BLE-750 AR | 0 | 3 | 3 |
| 13 | | MB-750 AR | 4 | 0 | 4 |
| 14 | | MB-750 AR | 3 | 2 | 5 |
| 15 | | MB-750 AR | 3 | 5 | 8 |
| 16 | | MB-750 AR | 1 | 4 | 5 |
| 32 | | Stargate 2000 | 1 | 0 | 1 |
| 47 | | | 0 | 1 | 1 |
| Fwd Pads - Bank 1 | 1 | JXP- 0 | 2 | 5 | 7 |
| | 2 | JXP- 1 | 4 | 2 | 6 |
| | 3 | JXP- 2 | 0 | 5 | 5 |
| | 4 | JXP- 3 | 3 | 5 | 8 |
| | 5 | JXP- 4 | 2 | 3 | 5 |
| | 6 | JXP- 5 | 2 | 5 | 7 |
| | 7 | JXP- 6 | 2 | 1 | 3 |
| | 8 | JXP- 7 | 2 | 1 | 3 |
| | 9 | JXP- 8 | 2 | 0 | 2 |
| | 10 | JXP- 9 | 1 | 0 | 1 |
| Fwd Pads - Bank 4 | 1 | NODE | 0 | 3 | 3 |
| Ret Pads - Bank 1 | 1 | JXP- 0 | 3 | 0 | 3 |
| | 2 | JXP- 1 | 0 | 1 | 1 |
| | 3 | JXP- 2 | 0 | 4 | 4 |
| | 4 | JXP- 3 | 1 | 0 | 1 |
| | 5 | JXP- 4 | 0 | 3 | 3 |
| | 6 | JXP- 5 | 3 | 3 | 6 |
| | 7 | JXP- 6 | 2 | 6 | 8 |
| | 8 | JXP- 7 | 3 | 2 | 5 |
| | 9 | JXP- 8 | 4 | 1 | 5 |
| | 10 | JXP- 9 | 3 | 2 | 5 |
| | 11 | JXP- 10 | 0 | 2 | 2 |

| | | | | | |
|-------------------|----|-----------------|----|----|----|
| | 12 | JXP- 11 | 0 | 2 | 2 |
| | 13 | JXP- 12 | 0 | 1 | 1 |
| | 16 | JXP- 15 | 1 | 0 | 1 |
| Ret Pads - Bank 4 | 1 | NODE | 0 | 3 | 3 |
| Fwd EQs - Bank 1 | 8 | SC-EQ-750- SC-3 | 0 | 1 | 1 |
| | 11 | SC-EQ-750- 0 | 1 | 0 | 1 |
| | 12 | SC-EQ-750- 2 | 1 | 0 | 1 |
| | 13 | SC-EQ-750- 4 | 5 | 4 | 9 |
| | 14 | SC-EQ-750- 6 | 2 | 6 | 8 |
| | 15 | SC-EQ-750- 8 | 4 | 4 | 8 |
| | 16 | SC-EQ-750- 10 | 2 | 4 | 6 |
| | 17 | SC-EQ-750- 12 | 3 | 5 | 8 |
| | 18 | SC-EQ-750- 14 | 2 | 3 | 5 |
| Ret EQs - Bank 1 | 1 | SEE-40- 0 | 4 | 1 | 5 |
| | 2 | SEE-40- 2 | 10 | 17 | 27 |
| | 3 | SEE-40- 4 | 5 | 9 | 14 |
| | 4 | SEE-40- 6 | 1 | 0 | 1 |
| Feeder makers | 1 | | 1 | 0 | 1 |
| Inline EQs | 5 | NEW ST SPLICE | 5 | 4 | 9 |
| | 6 | EX BL SPLICE | 0 | 1 | 1 |
| 2-Port Taps | 2 | FFT2-20K | 1 | 0 | 1 |
| | 3 | FFT2-17K | 4 | 2 | 6 |
| | 4 | FFT2-14K | 2 | 9 | 11 |
| | 5 | FFT2-10K | 4 | 10 | 14 |
| | 6 | FFT2-7K | 2 | 3 | 5 |
| | 7 | FFT2-4TK | 6 | 8 | 14 |
| 4-Port Taps | 1 | FFT4-23K | 9 | 8 | 17 |
| | 2 | FFT4-20K | 10 | 14 | 24 |
| | 3 | FFT4-17K | 16 | 17 | 33 |
| | 4 | FFT4-14K | 12 | 16 | 28 |
| | 5 | FFT4-10K | 17 | 27 | 44 |
| | 6 | FFT4-7TK | 13 | 30 | 43 |
| 8-Port Taps | 1 | FFT8-23K | 0 | 5 | 5 |
| | 2 | FFT8-20K | 3 | 5 | 8 |
| | 3 | FFT8-17K | 2 | 8 | 10 |
| | 4 | FFT8-14K | 3 | 10 | 13 |
| | 5 | FFT8-10TK | 1 | 11 | 12 |
| Couplers | 1 | LPI100 | 3 | 1 | 4 |
| | 2 | LLS102 | 9 | 15 | 24 |
| | 3 | LLS103 | 4 | 3 | 7 |
| | 4 | LDC108 | 12 | 8 | 20 |
| | 5 | LDC112 | 2 | 0 | 2 |
| | 11 | JUMPER | 18 | 12 | 30 |
| | 12 | MBD-SPLT | 3 | 1 | 4 |
| | 13 | MBD-DC10 | 2 | 2 | 4 |
| | 15 | MBD-DC12 | 1 | 0 | 1 |
| Power Supplies | 1 | XM 9015 | 3 | 1 | 4 |

| | | | | | |
|-------------------|----|--------------------|-------|-------|-------|
| Miscellaneous | 1 | HTH Conn. | 45 | 53 | 98 |
| | 2 | Splice | 1 | 1 | 2 |
| | 3 | Term | 11 | 16 | 27 |
| | 7 | SBH-1022 | 0 | 175 | 175 |
| | 8 | SBH-1432 | 0 | 32 | 32 |
| | 9 | PS6 | 0 | 1 | 1 |
| General BOM Info. | | Housecount | 282 | 632 | 914 |
| | | Ports | 418 | 824 | 1242 |
| | | Non-MDU Housecount | 258 | 632 | 890 |
| | | MDU Housecount | 24 | 0 | 24 |
| | | MDU Tap Ports | 4 | 0 | 4 |
| | | MDU Tap Ports Used | 3 | 0 | 3 |
| | | COM Housecount | 0 | 0 | 0 |
| | | COM Tap Ports | 0 | 0 | 0 |
| | | COM Tap Ports Used | 0 | 0 | 0 |
| | | Drop Sp. Ports | 0 | 0 | 0 |
| | | Non-Design HC | 0 | 0 | 0 |
| | | Trunk Amps | 12 | 12 | 24 |
| | | Line Extenders | 8 | 15 | 23 |
| | | Equalizers | 5 | 5 | 10 |
| | | Taps (2-Port) | 19 | 32 | 51 |
| | | Taps (4-Port) | 77 | 112 | 189 |
| | | Taps (6-Port) | 0 | 0 | 0 |
| | | Taps (8-Port) | 9 | 39 | 48 |
| | | Taps (total) | 105 | 183 | 288 |
| | | 2-Way Couplers | 47 | 39 | 86 |
| | | 3-Way Couplers | 4 | 3 | 7 |
| | | Strand/Trench | 18235 | 41320 | 59555 |
| | | Poles Used | 118 | 0 | 118 |
| Cables | 0 | EX QR715-AR | 18125 | 0 | 18125 |
| | | 100 Series | 9526 | 0 | 9526 |
| | | Total EX QR715-AR | 27651 | 0 | 27651 |
| | 10 | NW QR715-AR | 110 | 0 | 110 |
| | | Total NW QR715-AR | 110 | 0 | 110 |
| | 1 | EX QR715-UG | 0 | 40520 | 40520 |
| | | 100 Series | 0 | 12202 | 12202 |
| | | 400 Series | 0 | 235 | 235 |
| | | 500 Series | 0 | 34 | 34 |
| | | Total EX QR715-UG | 0 | 52991 | 52991 |
| | 11 | NW QR715-UG | 0 | 540 | 540 |
| | | 200 Series | 0 | 25 | 25 |
| | | Total NW QR715-UG | 0 | 565 | 565 |
| Connectors | 0 | QR 715 P-T | 241 | 0 | 241 |
| | 10 | QR 715 P-T | 2 | 0 | 2 |
| | 1 | QR 715 P-T | 0 | 376 | 376 |
| | 11 | QR 715 P-T | 0 | 6 | 6 |

Equipment For Network file: NE-05.

Parameters: TACOMA-750
 Actives: TACOMA-750
 Taps: TACOMA-750
 Couplers: TACOMA-750
 Cables: TACOMA-750

| Equipment type | Line # | Part Number | Ae - p1 | UG - p1 | Total - p1 |
|-------------------|--------|---------------|---------|---------|------------|
| Actives | 1 | BLE 750-SH | 2 | 0 | 2 |
| | 13 | MB 750-SH | 3 | 0 | 3 |
| | 14 | MB 750-SH | 2 | 0 | 2 |
| | 15 | MB 750-SH | 1 | 0 | 1 |
| | 16 | MB 750-SH | 2 | 0 | 2 |
| | 32 | Stargate 2000 | 1 | 0 | 1 |
| Reserve Gain | 1 | BLE-750 AR | 2 | 0 | 2 |
| | 13 | MB-750 AR | 3 | 0 | 3 |
| | 14 | MB-750 AR | 2 | 0 | 2 |
| | 15 | MB-750 AR | 1 | 0 | 1 |
| | 16 | MB-750 AR | 2 | 0 | 2 |
| | 32 | Stargate 2000 | 1 | 0 | 1 |
| Fwd Pads - Bank 1 | 1 | JXP- 0 | 3 | 0 | 3 |
| | 2 | JXP- 1 | 1 | 0 | 1 |
| | 3 | JXP- 2 | 5 | 0 | 5 |
| | 5 | JXP- 4 | 1 | 0 | 1 |
| | 8 | JXP- 7 | 1 | 0 | 1 |
| Ret Pads - Bank 1 | 1 | JXP- 0 | 1 | 0 | 1 |
| | 6 | JXP- 5 | 3 | 0 | 3 |
| | 9 | JXP- 8 | 1 | 0 | 1 |
| | 11 | JXP- 10 | 1 | 0 | 1 |
| | 12 | JXP- 11 | 1 | 0 | 1 |
| | 13 | JXP- 12 | 1 | 0 | 1 |
| | 14 | JXP- 13 | 2 | 0 | 2 |
| | 16 | JXP- 15 | 1 | 0 | 1 |
| Fwd EQs - Bank 1 | 11 | SC-EQ-750- 0 | 1 | 0 | 1 |
| | 15 | SC-EQ-750- 8 | 1 | 0 | 1 |
| | 16 | SC-EQ-750- 10 | 1 | 0 | 1 |
| | 17 | SC-EQ-750- 12 | 3 | 0 | 3 |
| | 18 | SC-EQ-750- 14 | 4 | 0 | 4 |
| | 19 | SC-EQ-750- 16 | 1 | 0 | 1 |
| Ret EQs - Bank 1 | 1 | SEE-40- 0 | 1 | 0 | 1 |
| | 2 | SEE-40- 2 | 1 | 0 | 1 |
| | 3 | SEE-40- 4 | 6 | 0 | 6 |
| | 4 | SEE-40- 6 | 3 | 0 | 3 |
| Feeder makers | 1 | | 1 | 0 | 1 |
| Inline EQs | 5 | NEW ST SPLICE | 2 | 0 | 2 |
| 2-Port Taps | 3 | FFT2-17K | 3 | 0 | 3 |

| | | | | | |
|-------------------|----|--------------------|-------|---|-------|
| | 4 | FFT2-14K | 5 | 0 | 5 |
| | 5 | FFT2-10K | 9 | 0 | 9 |
| | 7 | FFT2-4TK | 5 | 0 | 5 |
| 4-Port Taps | 1 | FFT4-23K | 3 | 0 | 3 |
| | 2 | FFT4-20K | 6 | 0 | 6 |
| | 3 | FFT4-17K | 4 | 0 | 4 |
| | 4 | FFT4-14K | 1 | 0 | 1 |
| | 5 | FFT4-10K | 5 | 0 | 5 |
| | 6 | FFT4-7TK | 12 | 0 | 12 |
| Couplers | 1 | LPI100 | 2 | 0 | 2 |
| | 2 | LLS102 | 4 | 0 | 4 |
| | 4 | LDC108 | 1 | 0 | 1 |
| | 5 | LDC112 | 3 | 0 | 3 |
| | 11 | JUMPER | 13 | 0 | 13 |
| | 12 | MBD-SPLT | 2 | 0 | 2 |
| | 13 | MBD-DC10 | 2 | 0 | 2 |
| Power Supplies | 1 | XM 9015 | 2 | 0 | 2 |
| Miscellaneous | 1 | HTH Conn. | 12 | 0 | 12 |
| | 3 | Term | 8 | 0 | 8 |
| General BOM Info. | | Housecount | 84 | 0 | 84 |
| | | Ports | 168 | 0 | 168 |
| | | Non-MDU Housecount | 84 | 0 | 84 |
| | | MDU Housecount | 0 | 0 | 0 |
| | | MDU Tap Ports | 0 | 0 | 0 |
| | | MDU Tap Ports Used | 0 | 0 | 0 |
| | | COM Housecount | 0 | 0 | 0 |
| | | COM Tap Ports | 0 | 0 | 0 |
| | | COM Tap Ports Used | 0 | 0 | 0 |
| | | Drop Sp. Ports | 0 | 0 | 0 |
| | | Non-Design HC | 0 | 0 | 0 |
| | | Trunk Amps | 9 | 0 | 9 |
| | | Line Extenders | 2 | 0 | 2 |
| | | Equalizers | 2 | 0 | 2 |
| | | Taps (2-Port) | 22 | 0 | 22 |
| | | Taps (4-Port) | 31 | 0 | 31 |
| | | Taps (6-Port) | 0 | 0 | 0 |
| | | Taps (8-Port) | 0 | 0 | 0 |
| | | Taps (total) | 53 | 0 | 53 |
| | | 2-Way Couplers | 27 | 0 | 27 |
| | | 3-Way Couplers | 0 | 0 | 0 |
| | | Strand/Trench | 21044 | 0 | 21044 |
| | | Poles Used | 146 | 0 | 146 |
| Cables | 0 | EX QR715-AR | 19404 | 0 | 19404 |
| | | 100 Series | 8735 | 0 | 8735 |
| | | 400 Series | 1640 | 0 | 1640 |
| | | Total EX QR715-AR | 29779 | 0 | 29779 |
| Connectors | 0 | QR 715 P-T | 134 | 0 | 134 |

Equipment For Network file: NE-06.

Parameters: TACOMA-750
 Actives: TACOMA-750
 Taps: TACOMA-750
 Couplers: TACOMA-750
 Cables: TACOMA-750

| Equipment type | Line # | Part Number | Ae - p1 | UG - p1 | Total - p1 |
|-------------------|--------------|----------------|------------|---------|------------|
| Actives | 1 | BLE 750-SH | 1 | 11 | 12 |
| | 2 | BLE 750-SH | 0 | 2 | 2 |
| | 5 | CWS BLE 750-SH | 0 | 3 | 3 |
| | 13 | MB 750-SH | 1 | 6 | 7 |
| | 14 | MB 750-SH | 1 | 7 | 8 |
| | 15 | MB 750-SH | 0 | 1 | 1 |
| | 23 | CWS MB 750-SH | 0 | 4 | 4 |
| | 24 | CWS MB 750-SH | 0 | 5 | 5 |
| | 32 | Stargate 2000 | 0 | 1 | 1 |
| | 42 | BLE100-HSXH-F | 1 | 0 | 1 |
| | Reserve Gain | 1 | BLE-750 AR | 1 | 11 |
| 2 | | BLE-750 AR | 0 | 2 | 2 |
| 5 | | BLE-750 UG | 0 | 3 | 3 |
| 13 | | MB-750 AR | 1 | 6 | 7 |
| 14 | | MB-750 AR | 1 | 7 | 8 |
| 15 | | MB-750 AR | 0 | 1 | 1 |
| 23 | | MB-750 UG | 0 | 4 | 4 |
| 24 | | MB-750 UG | 0 | 5 | 5 |
| 32 | | Stargate 2000 | 0 | 1 | 1 |
| 42 | | | 1 | 0 | 1 |
| Fwd Pads - Bank 1 | | 1 | JXP- 0 | 0 | 8 |
| | 2 | JXP- 1 | 0 | 2 | 2 |
| | 3 | JXP- 2 | 0 | 5 | 5 |
| | 4 | JXP- 3 | 2 | 3 | 5 |
| | 5 | JXP- 4 | 0 | 5 | 5 |
| | 6 | JXP- 5 | 0 | 2 | 2 |
| | 7 | JXP- 6 | 0 | 2 | 2 |
| | 8 | JXP- 7 | 0 | 4 | 4 |
| | 9 | JXP- 8 | 1 | 2 | 3 |
| | 10 | JXP- 9 | 0 | 3 | 3 |
| | 12 | JXP- 11 | 1 | 2 | 3 |
| 16 | JXP- 15 | 0 | 2 | 2 | |
| Ret Pads - Bank 1 | 1 | JXP- 0 | 1 | 5 | 6 |
| | 2 | JXP- 1 | 0 | 2 | 2 |
| | 3 | JXP- 2 | 1 | 2 | 3 |
| | 4 | JXP- 3 | 0 | 4 | 4 |
| | 5 | JXP- 4 | 0 | 4 | 4 |
| | 6 | JXP- 5 | 0 | 2 | 2 |

| | | | | | |
|------------------|----|-----------------|---|----|----|
| | 7 | JXP- 6 | 1 | 2 | 3 |
| | 8 | JXP- 7 | 0 | 2 | 2 |
| | 9 | JXP- 8 | 0 | 4 | 4 |
| | 10 | JXP- 9 | 1 | 5 | 6 |
| | 11 | JXP- 10 | 0 | 2 | 2 |
| | 12 | JXP- 11 | 0 | 4 | 4 |
| | 13 | JXP- 12 | 0 | 1 | 1 |
| | 16 | JXP- 15 | 0 | 1 | 1 |
| Fwd EQs - Bank 1 | 6 | SC-EQ-750- SC-5 | 0 | 1 | 1 |
| | 7 | SC-EQ-750- SC-4 | 0 | 2 | 2 |
| | 9 | SC-EQ-750- SC-2 | 1 | 1 | 2 |
| | 10 | SC-EQ-750- SC-1 | 0 | 1 | 1 |
| | 11 | SC-EQ-750- 0 | 0 | 3 | 3 |
| | 12 | SC-EQ-750- 2 | 0 | 3 | 3 |
| | 13 | SC-EQ-750- 4 | 1 | 3 | 4 |
| | 14 | SC-EQ-750- 6 | 1 | 5 | 6 |
| | 15 | SC-EQ-750- 8 | 1 | 3 | 4 |
| | 16 | SC-EQ-750- 10 | 0 | 7 | 7 |
| | 17 | SC-EQ-750- 12 | 0 | 7 | 7 |
| | 18 | SC-EQ-750- 14 | 0 | 3 | 3 |
| | 19 | SC-EQ-750- 16 | 0 | 1 | 1 |
| Ret EQs - Bank 1 | 1 | SEE-40- 0 | 2 | 0 | 2 |
| | 2 | SEE-40- 2 | 1 | 28 | 29 |
| | 3 | SEE-40- 4 | 1 | 12 | 13 |
| FeederMakers | 1 | | 0 | 1 | 1 |
| Inline EQs | 3 | | 0 | 2 | 2 |
| | 4 | EX ST SPLICE | 1 | 1 | 2 |
| | 6 | EX BL SPLICE | 0 | 10 | 10 |
| | 7 | NEW BL SPLICE | 1 | 0 | 1 |
| 2-Port Taps | 1 | FFT2-23K | 0 | 1 | 1 |
| | 3 | FFT2-17K | 1 | 1 | 2 |
| | 4 | FFT2-14K | 1 | 1 | 2 |
| | 5 | FFT2-10K | 2 | 7 | 9 |
| | 6 | FFT2-7K | 1 | 10 | 11 |
| | 7 | FFT2-4TK | 0 | 13 | 13 |
| 4-Port Taps | 1 | FFT4-23K | 3 | 11 | 14 |
| | 2 | FFT4-20K | 5 | 18 | 23 |
| | 3 | FFT4-17K | 3 | 16 | 19 |
| | 4 | FFT4-14K | 0 | 8 | 8 |
| | 5 | FFT4-10K | 2 | 31 | 33 |
| | 6 | FFT4-7TK | 1 | 22 | 23 |
| 8-Port Taps | 1 | FFT8-23K | 0 | 2 | 2 |
| | 2 | FFT8-20K | 1 | 7 | 8 |
| | 3 | FFT8-17K | 0 | 9 | 9 |
| | 4 | FFT8-14K | 0 | 13 | 13 |
| | 5 | FFT8-10TK | 1 | 5 | 6 |
| Couplers | 1 | LPI100 | 0 | 4 | 4 |

| | | | | | |
|-------------------|----|--------------------|------|-------|-------|
| | 2 | LLS102 | 1 | 12 | 13 |
| | 3 | LLS103 | 0 | 7 | 7 |
| | 4 | LDC108 | 0 | 15 | 15 |
| | 5 | LDC112 | 1 | 2 | 3 |
| | 11 | JUMPER | 37 | 27 | 64 |
| | 13 | MBD-DC10 | 1 | 8 | 9 |
| Power Supplies | 1 | XM 9015 | 1 | 3 | 4 |
| Miscellaneous | 1 | HTH Conn. | 6 | 61 | 67 |
| | 3 | Term | 1 | 39 | 40 |
| | 7 | SBH-1022 | 0 | 192 | 192 |
| | 8 | SBH-1432 | 0 | 40 | 40 |
| | 9 | PS6 | 0 | 6 | 6 |
| General BOM Info. | | Housecount | 52 | 1024 | 1076 |
| | | Ports | 82 | 778 | 860 |
| | | Non-MDU Housecount | 52 | 581 | 633 |
| | | MDU Housecount | 0 | 443 | 443 |
| | | MDU Tap Ports | 0 | 44 | 44 |
| | | MDU Tap Ports Used | 0 | 35 | 35 |
| | | COM Housecount | 0 | 0 | 0 |
| | | COM Tap Ports | 0 | 0 | 0 |
| | | COM Tap Ports Used | 0 | 0 | 0 |
| | | Drop Sp. Ports | 0 | 0 | 0 |
| | | Non-Design HC | 0 | 0 | 0 |
| | | Trunk Amps | 3 | 24 | 27 |
| | | Line Extenders | 1 | 16 | 17 |
| | | Equalizers | 2 | 13 | 15 |
| | | Taps (2-Port) | 5 | 33 | 38 |
| | | Taps (4-Port) | 14 | 106 | 120 |
| | | Taps (6-Port) | 0 | 0 | 0 |
| | | Taps (8-Port) | 2 | 36 | 38 |
| | | Taps (total) | 21 | 175 | 196 |
| | | 2-Way Couplers | 5 | 68 | 73 |
| | | 3-Way Couplers | 0 | 7 | 7 |
| | | Strand/Trench | 3218 | 43963 | 47181 |
| | | Poles Used | 21 | 0 | 21 |
| Cables | 0 | EX QR715-AR | 3218 | 0 | 3218 |
| | | 100 Series | 1402 | 0 | 1402 |
| | | Total EX QR715-AR | 4620 | 0 | 4620 |
| | 1 | EX QR715-UG | 0 | 38316 | 38316 |
| | | 100 Series | 0 | 10982 | 10982 |
| | | 400 Series | 0 | 5647 | 5647 |
| | | 500 Series | 0 | 1304 | 1304 |
| | | Total EX QR715-UG | 0 | 56249 | 56249 |
| Connectors | 0 | QR 715 P-T | 119 | 0 | 119 |
| | 1 | QR 715 P-T | 0 | 430 | 430 |

Equipment For Network file: NE-07.

Parameters: TACOMA-750
 Actives: TACOMA-750
 Taps: TACOMA-750
 Couplers: TACOMA-750
 Cables: TACOMA-750

| Equipment type | Line # | Part Number | Ae - p1 | UG - p1 | Total - p1 |
|-------------------|--------------|----------------|------------|---------|------------|
| Actives | 1 | BLE 750-SH | 5 | 9 | 14 |
| | 13 | MB 750-SH | 6 | 1 | 7 |
| | 14 | MB 750-SH | 2 | 8 | 10 |
| | 15 | MB 750-SH | 1 | 9 | 10 |
| | 16 | MB 750-SH | 0 | 1 | 1 |
| | 32 | Stargate 2000 | 1 | 0 | 1 |
| | 42 | BLE100-HSXH-F | 0 | 1 | 1 |
| | 49 | MB100S-2HSXH-F | 1 | 0 | 1 |
| | 50 | MB100S-2HSXH-F | 0 | 1 | 1 |
| | Reserve Gain | 1 | BLE-750 AR | 5 | 9 |
| 13 | | MB-750 AR | 6 | 1 | 7 |
| 14 | | MB-750 AR | 2 | 8 | 10 |
| 15 | | MB-750 AR | 1 | 9 | 10 |
| 16 | | MB-750 AR | 0 | 1 | 1 |
| 32 | | Stargate 2000 | 1 | 0 | 1 |
| 42 | | | 0 | 1 | 1 |
| 49 | | | 1 | 0 | 1 |
| 50 | | | 0 | 1 | 1 |
| Fwd Pads - Bank 1 | | 1 | JXP- 0 | 1 | 1 |
| | 2 | JXP- 1 | 0 | 1 | 1 |
| | 3 | JXP- 2 | 2 | 5 | 7 |
| | 4 | JXP- 3 | 0 | 3 | 3 |
| | 5 | JXP- 4 | 0 | 4 | 4 |
| | 6 | JXP- 5 | 0 | 2 | 2 |
| | 7 | JXP- 6 | 1 | 4 | 5 |
| | 8 | JXP- 7 | 1 | 5 | 6 |
| | 9 | JXP- 8 | 4 | 0 | 4 |
| | 10 | JXP- 9 | 2 | 1 | 3 |
| | 11 | JXP- 10 | 1 | 1 | 2 |
| | 12 | JXP- 11 | 2 | 1 | 3 |
| | 13 | JXP- 12 | 0 | 2 | 2 |
| | 14 | JXP- 13 | 2 | 0 | 2 |
| Ret Pads - Bank 1 | 1 | JXP- 0 | 2 | 1 | 3 |
| | 3 | JXP- 2 | 0 | 2 | 2 |
| | 4 | JXP- 3 | 1 | 3 | 4 |
| | 5 | JXP- 4 | 0 | 4 | 4 |
| | 6 | JXP- 5 | 3 | 2 | 5 |
| | 7 | JXP- 6 | 0 | 4 | 4 |

| | | | | | |
|------------------|----|-----------------|----|----|----|
| | 8 | JXP- 7 | 2 | 3 | 5 |
| | 9 | JXP- 8 | 0 | 1 | 1 |
| | 10 | JXP- 9 | 3 | 2 | 5 |
| | 11 | JXP- 10 | 2 | 6 | 8 |
| | 12 | JXP- 11 | 2 | 2 | 4 |
| | 16 | JXP- 15 | 1 | 0 | 1 |
| Fwd EQs - Bank 1 | 6 | SC-EQ-750- SC-5 | 0 | 1 | 1 |
| | 8 | SC-EQ-750- SC-3 | 0 | 1 | 1 |
| | 9 | SC-EQ-750- SC-2 | 1 | 0 | 1 |
| | 10 | SC-EQ-750- SC-1 | 1 | 0 | 1 |
| | 11 | SC-EQ-750- 0 | 1 | 0 | 1 |
| | 12 | SC-EQ-750- 2 | 4 | 3 | 7 |
| | 13 | SC-EQ-750- 4 | 2 | 7 | 9 |
| | 14 | SC-EQ-750- 6 | 3 | 5 | 8 |
| | 15 | SC-EQ-750- 8 | 3 | 5 | 8 |
| | 16 | SC-EQ-750- 10 | 0 | 5 | 5 |
| | 17 | SC-EQ-750- 12 | 1 | 3 | 4 |
| Ret EQs - Bank 1 | 1 | SEE-40- 0 | 1 | 2 | 3 |
| | 2 | SEE-40- 2 | 14 | 18 | 32 |
| | 3 | SEE-40- 4 | 1 | 10 | 11 |
| Feeder makers | 1 | | 1 | 0 | 1 |
| Inline EQs | 2 | | 0 | 1 | 1 |
| | 5 | NEW ST SPLICE | 1 | 20 | 21 |
| | 6 | EX BL SPLICE | 1 | 3 | 4 |
| 2-Port Taps | 2 | FFT2-20K | 0 | 1 | 1 |
| | 3 | FFT2-17K | 1 | 8 | 9 |
| | 4 | FFT2-14K | 4 | 3 | 7 |
| | 5 | FFT2-10K | 3 | 7 | 10 |
| | 6 | FFT2-7K | 3 | 2 | 5 |
| | 7 | FFT2-4TK | 0 | 10 | 10 |
| 4-Port Taps | 1 | FFT4-23K | 7 | 12 | 19 |
| | 2 | FFT4-20K | 17 | 19 | 36 |
| | 3 | FFT4-17K | 12 | 27 | 39 |
| | 4 | FFT4-14K | 7 | 21 | 28 |
| | 5 | FFT4-10K | 10 | 32 | 42 |
| | 6 | FFT4-7TK | 4 | 25 | 29 |
| 8-Port Taps | 1 | FFT8-23K | 0 | 7 | 7 |
| | 2 | FFT8-20K | 3 | 8 | 11 |
| | 3 | FFT8-17K | 3 | 12 | 15 |
| | 4 | FFT8-14K | 2 | 13 | 15 |
| | 5 | FFT8-10TK | 4 | 20 | 24 |
| Couplers | 1 | LPI100 | 3 | 1 | 4 |
| | 2 | LLS102 | 10 | 8 | 18 |
| | 3 | LLS103 | 0 | 3 | 3 |
| | 4 | LDC108 | 2 | 8 | 10 |
| | 5 | LDC112 | 1 | 2 | 3 |
| | 11 | JUMPER | 17 | 20 | 37 |

| | | | | | |
|-------------------|----|--------------------|-------|-------|-------|
| | 12 | MBD-SPLT | 3 | 9 | 12 |
| | 13 | MBD-DC10 | 3 | 2 | 5 |
| Power Supplies | 1 | XM 9015 | 3 | 1 | 4 |
| Miscellaneous | 1 | HTH Conn. | 29 | 58 | 87 |
| | 2 | Splice | 3 | 3 | 6 |
| | 3 | Term | 5 | 20 | 25 |
| | 7 | SBH-1022 | 0 | 234 | 234 |
| | 8 | SBH-1432 | 0 | 32 | 32 |
| | 9 | PS6 | 0 | 2 | 2 |
| General BOM Info. | | Housecount | 234 | 887 | 1121 |
| | | Ports | 346 | 1086 | 1432 |
| | | Non-MDU Housecount | 226 | 871 | 1097 |
| | | MDU Housecount | 8 | 16 | 24 |
| | | MDU Tap Ports | 2 | 4 | 6 |
| | | MDU Tap Ports Used | 1 | 2 | 3 |
| | | COM Housecount | 0 | 0 | 0 |
| | | COM Tap Ports | 0 | 0 | 0 |
| | | COM Tap Ports Used | 0 | 0 | 0 |
| | | Drop Sp. Ports | 0 | 0 | 0 |
| | | Non-Design HC | 0 | 0 | 0 |
| | | Trunk Amps | 11 | 21 | 32 |
| | | Line Extenders | 5 | 9 | 14 |
| | | Equalizers | 2 | 24 | 26 |
| | | Taps (2-Port) | 11 | 31 | 42 |
| | | Taps (4-Port) | 57 | 136 | 193 |
| | | Taps (6-Port) | 0 | 0 | 0 |
| | | Taps (8-Port) | 12 | 60 | 72 |
| | | Taps (total) | 80 | 227 | 307 |
| | | 2-Way Couplers | 36 | 50 | 86 |
| | | 3-Way Couplers | 0 | 3 | 3 |
| | | Strand/Trench | 15660 | 44445 | 60105 |
| | | Poles Used | 93 | 0 | 93 |
| Cables | 0 | EX QR715-AR | 15660 | 0 | 15660 |
| | | 100 Series | 4127 | 0 | 4127 |
| | | Total EX QR715-AR | 19787 | 0 | 19787 |
| | 1 | EX QR715-UG | 0 | 43935 | 43935 |
| | | 100 Series | 0 | 12074 | 12074 |
| | | 400 Series | 0 | 510 | 510 |
| | | 500 Series | 0 | 68 | 68 |
| | | Total EX QR715-UG | 0 | 56587 | 56587 |
| Connectors | 0 | QR 715 P-T | 187 | 0 | 187 |
| | 1 | QR 715 P-T | 0 | 498 | 498 |

Equipment For Network file: NE-08.

Parameters: TACOMA-750
 Actives: TACOMA-750
 Taps: TACOMA-750
 Couplers: TACOMA-750
 Cables: TACOMA-750

| Equipment type | Line # | Part Number | Ae - p1 | UG - p1 | Total - p1 |
|-------------------|-------------------|----------------|------------|---------|------------|
| Actives | 1 | BLE 750-SH | 14 | 14 | 28 |
| | 2 | BLE 750-SH | 2 | 4 | 6 |
| | 3 | BLE 750-SH | 0 | 1 | 1 |
| | 13 | MB 750-SH | 6 | 1 | 7 |
| | 14 | MB 750-SH | 8 | 5 | 13 |
| | 15 | MB 750-SH | 4 | 2 | 6 |
| | 32 | Stargate 2000 | 1 | 0 | 1 |
| | 47 | MB100S-2HSXH-F | 0 | 1 | 1 |
| | 49 | MB100S-2HSXH-F | 0 | 1 | 1 |
| | Reserve Gain | 1 | BLE-750 AR | 14 | 14 |
| 2 | | BLE-750 AR | 2 | 4 | 6 |
| 3 | | BLE-750 AR | 0 | 1 | 1 |
| 13 | | MB-750 AR | 6 | 1 | 7 |
| 14 | | MB-750 AR | 8 | 5 | 13 |
| 15 | | MB-750 AR | 4 | 2 | 6 |
| 32 | | Stargate 2000 | 1 | 0 | 1 |
| 47 | | | 0 | 1 | 1 |
| 49 | | | 0 | 1 | 1 |
| Fwd Pads - Bank 1 | | 1 | JXP- 0 | 3 | 8 |
| | 2 | JXP- 1 | 3 | 5 | 8 |
| | 3 | JXP- 2 | 2 | 3 | 5 |
| | 4 | JXP- 3 | 2 | 2 | 4 |
| | 5 | JXP- 4 | 6 | 0 | 6 |
| | 6 | JXP- 5 | 1 | 3 | 4 |
| | 7 | JXP- 6 | 5 | 1 | 6 |
| | 8 | JXP- 7 | 3 | 1 | 4 |
| | 9 | JXP- 8 | 3 | 2 | 5 |
| | 10 | JXP- 9 | 2 | 2 | 4 |
| | 11 | JXP- 10 | 2 | 1 | 3 |
| | 12 | JXP- 11 | 1 | 0 | 1 |
| | 14 | JXP- 13 | 2 | 1 | 3 |
| | Fwd Pads - Bank 4 | 1 | NODE | 0 | 4 |
| Ret Pads - Bank 1 | 1 | JXP- 0 | 4 | 1 | 5 |
| | 2 | JXP- 1 | 2 | 3 | 5 |
| | 3 | JXP- 2 | 1 | 1 | 2 |
| | 4 | JXP- 3 | 3 | 0 | 3 |
| | 5 | JXP- 4 | 4 | 3 | 7 |
| | 6 | JXP- 5 | 3 | 1 | 4 |

| | | | | | |
|-------------------|----|-----------------|----|----|----|
| | 7 | JXP- 6 | 3 | 5 | 8 |
| | 8 | JXP- 7 | 3 | 3 | 6 |
| | 9 | JXP- 8 | 3 | 1 | 4 |
| | 10 | JXP- 9 | 5 | 3 | 8 |
| | 11 | JXP- 10 | 1 | 3 | 4 |
| | 12 | JXP- 11 | 0 | 3 | 3 |
| | 13 | JXP- 12 | 0 | 1 | 1 |
| | 14 | JXP- 13 | 2 | 0 | 2 |
| | 15 | JXP- 14 | 0 | 1 | 1 |
| | 16 | JXP- 15 | 1 | 0 | 1 |
| Ret Pads - Bank 4 | 1 | NODE | 0 | 4 | 4 |
| Fwd EQs - Bank 1 | 7 | SC-EQ-750- SC-4 | 1 | 0 | 1 |
| | 10 | SC-EQ-750- SC-1 | 2 | 0 | 2 |
| | 11 | SC-EQ-750- 0 | 4 | 1 | 5 |
| | 12 | SC-EQ-750- 2 | 3 | 2 | 5 |
| | 13 | SC-EQ-750- 4 | 7 | 2 | 9 |
| | 14 | SC-EQ-750- 6 | 4 | 6 | 10 |
| | 15 | SC-EQ-750- 8 | 5 | 5 | 10 |
| | 16 | SC-EQ-750- 10 | 2 | 4 | 6 |
| | 17 | SC-EQ-750- 12 | 5 | 6 | 11 |
| | 18 | SC-EQ-750- 14 | 1 | 2 | 3 |
| | 19 | SC-EQ-750- 16 | 1 | 1 | 2 |
| Ret EQs - Bank 1 | 1 | SEE-40- 0 | 0 | 1 | 1 |
| | 2 | SEE-40- 2 | 26 | 21 | 47 |
| | 3 | SEE-40- 4 | 9 | 6 | 15 |
| | 4 | SEE-40- 6 | 0 | 1 | 1 |
| FeederMakers | 1 | | 1 | 0 | 1 |
| Inline EQs | 2 | | 2 | 0 | 2 |
| | 3 | | 1 | 0 | 1 |
| | 4 | EX ST SPLICE | 4 | 3 | 7 |
| | 5 | NEW ST SPLICE | 7 | 17 | 24 |
| | 7 | NEW BL SPLICE | 0 | 3 | 3 |
| 2-Port Taps | 1 | FFT2-23K | 0 | 1 | 1 |
| | 2 | FFT2-20K | 1 | 0 | 1 |
| | 3 | FFT2-17K | 0 | 4 | 4 |
| | 4 | FFT2-14K | 9 | 8 | 17 |
| | 5 | FFT2-10K | 10 | 6 | 16 |
| | 6 | FFT2-7K | 1 | 3 | 4 |
| | 7 | FFT2-4TK | 6 | 15 | 21 |
| 4-Port Taps | 1 | FFT4-23K | 13 | 9 | 22 |
| | 2 | FFT4-20K | 14 | 22 | 36 |
| | 3 | FFT4-17K | 24 | 23 | 47 |
| | 4 | FFT4-14K | 22 | 30 | 52 |
| | 5 | FFT4-10K | 28 | 36 | 64 |
| | 6 | FFT4-7TK | 22 | 33 | 55 |
| 8-Port Taps | 1 | FFT8-23K | 3 | 2 | 5 |
| | 2 | FFT8-20K | 1 | 5 | 6 |

| | | | | | |
|-------------------|----|--------------------|-------|-------|-------|
| | 3 | FFT8-17K | 3 | 7 | 10 |
| | 4 | FFT8-14K | 4 | 9 | 13 |
| | 5 | FFT8-10TK | 2 | 19 | 21 |
| Couplers | 1 | LPI100 | 4 | 1 | 5 |
| | 2 | LLS102 | 10 | 14 | 24 |
| | 3 | LLS103 | 14 | 4 | 18 |
| | 4 | LDC108 | 14 | 15 | 29 |
| | 5 | LDC112 | 6 | 1 | 7 |
| | 11 | JUMPER | 25 | 10 | 35 |
| | 12 | MBD-SPLT | 9 | 2 | 11 |
| | 13 | MBD-DC10 | 3 | 0 | 3 |
| Power Supplies | 1 | XM 9015 | 4 | 1 | 5 |
| Miscellaneous | 1 | HTH Conn. | 70 | 61 | 131 |
| | 2 | Splice | 2 | 3 | 5 |
| | 3 | Term | 14 | 31 | 45 |
| | 7 | SBH-1022 | 0 | 241 | 241 |
| | 8 | SBH-1432 | 0 | 36 | 36 |
| | 9 | PS6 | 0 | 2 | 2 |
| General BOM Info. | | Housecount | 399 | 854 | 1253 |
| | | Ports | 650 | 1022 | 1672 |
| | | Non-MDU Housecount | 399 | 806 | 1205 |
| | | MDU Housecount | 0 | 48 | 48 |
| | | MDU Tap Ports | 0 | 8 | 8 |
| | | MDU Tap Ports Used | 0 | 3 | 3 |
| | | COM Housecount | 0 | 0 | 0 |
| | | COM Tap Ports | 0 | 0 | 0 |
| | | COM Tap Ports Used | 0 | 0 | 0 |
| | | Drop Sp. Ports | 0 | 0 | 0 |
| | | Non-Design HC | 0 | 0 | 0 |
| | | Trunk Amps | 19 | 10 | 29 |
| | | Line Extenders | 16 | 19 | 35 |
| | | Equalizers | 14 | 23 | 37 |
| | | Taps (2-Port) | 27 | 37 | 64 |
| | | Taps (4-Port) | 123 | 153 | 276 |
| | | Taps (6-Port) | 0 | 0 | 0 |
| | | Taps (8-Port) | 13 | 42 | 55 |
| | | Taps (total) | 163 | 232 | 395 |
| | | 2-Way Couplers | 68 | 43 | 111 |
| | | 3-Way Couplers | 14 | 4 | 18 |
| | | Strand/Trench | 29652 | 45682 | 75334 |
| | | Poles Used | 208 | 0 | 208 |
| Cables | 0 | EX QR715-AR | 29478 | 0 | 29478 |
| | | 100 Series | 14452 | 0 | 14452 |
| | | 400 Series | 174 | 0 | 174 |
| | | Total EX QR715-AR | 44104 | 0 | 44104 |
| | 1 | EX QR715-UG | 0 | 45031 | 45031 |
| | | 100 Series | 0 | 12221 | 12221 |

| | | | | | |
|------------|---|-------------------|-----|-------|-------|
| | | 200 Series | 0 | 5 | 5 |
| | | 400 Series | 0 | 646 | 646 |
| | | 500 Series | 0 | 42 | 42 |
| | | Total EX QR715-UG | 0 | 57945 | 57945 |
| Connectors | 0 | QR 715 P-T | 399 | 0 | 399 |
| | 1 | QR 715 P-T | 0 | 524 | 524 |

Equipment For Network file: NE-09.

Parameters: TACOMA-750
 Actives: TACOMA-750
 Taps: TACOMA-750
 Couplers: TACOMA-750
 Cables: TACOMA-750

| Equipment type | Line # | Part Number | Ae - p1 | UG - p1 | Total - p1 |
|-------------------|--------------|-----------------|------------|---------|------------|
| Actives | 1 | BLE 750-SH | 3 | 0 | 3 |
| | 13 | MB 750-SH | 3 | 0 | 3 |
| | 14 | MB 750-SH | 3 | 0 | 3 |
| | 15 | MB 750-SH | 2 | 0 | 2 |
| | 16 | MB 750-SH | 5 | 0 | 5 |
| | 32 | Stargate 2000 | 1 | 0 | 1 |
| | 42 | BLE100-HSXH-F | 1 | 0 | 1 |
| | Reserve Gain | 1 | BLE-750 AR | 3 | 0 |
| 13 | | MB-750 AR | 3 | 0 | 3 |
| 14 | | MB-750 AR | 3 | 0 | 3 |
| 15 | | MB-750 AR | 2 | 0 | 2 |
| 16 | | MB-750 AR | 5 | 0 | 5 |
| 32 | | Stargate 2000 | 1 | 0 | 1 |
| 42 | | | 1 | 0 | 1 |
| Fwd Pads - Bank 1 | 1 | JXP- 0 | 7 | 0 | 7 |
| | 2 | JXP- 1 | 2 | 0 | 2 |
| | 3 | JXP- 2 | 2 | 0 | 2 |
| | 4 | JXP- 3 | 2 | 0 | 2 |
| | 6 | JXP- 5 | 3 | 0 | 3 |
| | 11 | JXP- 10 | 1 | 0 | 1 |
| | 12 | JXP- 11 | 1 | 0 | 1 |
| Fwd Pads - Bank 4 | 1 | NODE | 2 | 1 | 3 |
| Ret Pads - Bank 1 | 4 | JXP- 3 | 2 | 0 | 2 |
| | 5 | JXP- 4 | 1 | 0 | 1 |
| | 6 | JXP- 5 | 2 | 0 | 2 |
| | 8 | JXP- 7 | 3 | 0 | 3 |
| | 9 | JXP- 8 | 2 | 0 | 2 |
| | 11 | JXP- 10 | 1 | 0 | 1 |
| | 12 | JXP- 11 | 4 | 0 | 4 |
| | 13 | JXP- 12 | 1 | 0 | 1 |
| | 15 | JXP- 14 | 1 | 0 | 1 |
| | 16 | JXP- 15 | 1 | 0 | 1 |
| Ret Pads - Bank 4 | 1 | NODE | 2 | 1 | 3 |
| Fwd EQs - Bank 1 | 10 | SC-EQ-750- SC-1 | 1 | 0 | 1 |
| | 11 | SC-EQ-750- 0 | 1 | 0 | 1 |
| | 13 | SC-EQ-750- 4 | 1 | 0 | 1 |
| | 14 | SC-EQ-750- 6 | 1 | 0 | 1 |
| | 15 | SC-EQ-750- 8 | 2 | 0 | 2 |

| | | | | | | |
|-------------------|----|--------------------|----|-----|---|-----|
| | 16 | SC-EQ-750- | 10 | 1 | 0 | 1 |
| | 17 | SC-EQ-750- | 12 | 4 | 0 | 4 |
| | 18 | SC-EQ-750- | 14 | 4 | 0 | 4 |
| | 19 | SC-EQ-750- | 16 | 3 | 0 | 3 |
| Ret EQs - Bank 1 | 1 | SEE-40- | 0 | 1 | 0 | 1 |
| | 2 | SEE-40- | 2 | 5 | 0 | 5 |
| | 3 | SEE-40- | 4 | 9 | 0 | 9 |
| | 4 | SEE-40- | 6 | 3 | 0 | 3 |
| FeederMakers | 1 | | | 1 | 0 | 1 |
| Inline EQs | 2 | | | 3 | 0 | 3 |
| | 4 | EX ST SPLICE | | 1 | 0 | 1 |
| | 5 | NEW ST SPLICE | | 5 | 0 | 5 |
| | 6 | EX BL SPLICE | | 1 | 1 | 2 |
| | 7 | NEW BL SPLICE | | 0 | 1 | 1 |
| | 20 | CLPS-3009 SA | | 5 | 0 | 5 |
| 2-Port Taps | 2 | FFT2-20K | | 1 | 0 | 1 |
| | 3 | FFT2-17K | | 5 | 0 | 5 |
| | 4 | FFT2-14K | | 4 | 0 | 4 |
| | 5 | FFT2-10K | | 8 | 0 | 8 |
| | 6 | FFT2-7K | | 5 | 0 | 5 |
| | 7 | FFT2-4TK | | 14 | 4 | 18 |
| 4-Port Taps | 1 | FFT4-23K | | 2 | 0 | 2 |
| | 2 | FFT4-20K | | 4 | 0 | 4 |
| | 3 | FFT4-17K | | 2 | 0 | 2 |
| | 4 | FFT4-14K | | 1 | 0 | 1 |
| | 5 | FFT4-10K | | 4 | 0 | 4 |
| | 6 | FFT4-7TK | | 7 | 0 | 7 |
| Couplers | 1 | LPI100 | | 2 | 0 | 2 |
| | 2 | LLS102 | | 5 | 0 | 5 |
| | 3 | LLS103 | | 3 | 0 | 3 |
| | 4 | LDC108 | | 6 | 0 | 6 |
| | 5 | LDC112 | | 2 | 0 | 2 |
| | 11 | JUMPER | | 18 | 1 | 19 |
| | 12 | MBD-SPLT | | 2 | 0 | 2 |
| | 13 | MBD-DC10 | | 1 | 0 | 1 |
| Power Supplies | 1 | XM 9015 | | 2 | 0 | 2 |
| Miscellaneous | 1 | HTH Conn. | | 16 | 0 | 16 |
| | 2 | Splice | | 2 | 0 | 2 |
| | 3 | Term | | 16 | 0 | 16 |
| | 7 | SBH-1022 | | 0 | 6 | 6 |
| General BOM Info. | | Housecount | | 60 | 3 | 63 |
| | | Ports | | 154 | 8 | 162 |
| | | Non-MDU Housecount | | 60 | 2 | 62 |
| | | MDU Housecount | | 0 | 1 | 1 |
| | | MDU Tap Ports | | 0 | 2 | 2 |
| | | MDU Tap Ports Used | | 0 | 1 | 1 |
| | | COM Housecount | | 0 | 0 | 0 |

| | | | | | |
|------------|----|--------------------|-------|------|-------|
| | | COM Tap Ports | 0 | 0 | 0 |
| | | COM Tap Ports Used | 0 | 0 | 0 |
| | | Drop Sp. Ports | 0 | 0 | 0 |
| | | Non-Design HC | 0 | 0 | 0 |
| | | Trunk Amps | 15 | 0 | 15 |
| | | Line Extenders | 3 | 0 | 3 |
| | | Equalizers | 15 | 2 | 17 |
| | | Taps (2-Port) | 37 | 4 | 41 |
| | | Taps (4-Port) | 20 | 0 | 20 |
| | | Taps (6-Port) | 0 | 0 | 0 |
| | | Taps (8-Port) | 0 | 0 | 0 |
| | | Taps (total) | 57 | 4 | 61 |
| | | 2-Way Couplers | 36 | 0 | 36 |
| | | 3-Way Couplers | 3 | 0 | 3 |
| | | Strand/Trench | 35845 | 3481 | 39326 |
| | | Poles Used | 205 | 0 | 205 |
| Cables | 0 | EX QR715-AR | 33259 | 0 | 33259 |
| | | 100 Series | 11618 | 0 | 11618 |
| | | 400 Series | 2586 | 0 | 2586 |
| | | Total EX QR715-AR | 47463 | 0 | 47463 |
| | 1 | EX QR715-UG | 0 | 3266 | 3266 |
| | | 100 Series | 0 | 221 | 221 |
| | | Total EX QR715-UG | 0 | 3487 | 3487 |
| | 17 | NW RG11-UG | 0 | 215 | 215 |
| | | Total NW RG11-UG | 0 | 215 | 215 |
| Connectors | 0 | QR 715 P-T | 192 | 0 | 192 |
| | 1 | QR 715 P-T | 0 | 16 | 16 |
| | 17 | RG 11 P-T | 0 | 2 | 2 |

Equipment For Network file: NE-10.

Parameters: TACOMA-750
 Actives: TACOMA-750
 Taps: TACOMA-750
 Couplers: TACOMA-750
 Cables: TACOMA-750

| Equipment type | Line # | Part Number | Ae - p1 | UG - p1 | Total - p1 | |
|-------------------|-------------------|----------------|------------|---------|------------|---|
| Actives | 1 | BLE 750-SH | 7 | 0 | 7 | |
| | 2 | BLE 750-SH | 2 | 0 | 2 | |
| | 4 | CWS BLE 750-SH | 1 | 1 | 2 | |
| | 5 | CWS BLE 750-SH | 1 | 0 | 1 | |
| | 13 | MB 750-SH | 4 | 0 | 4 | |
| | 14 | MB 750-SH | 5 | 1 | 6 | |
| | 15 | MB 750-SH | 3 | 1 | 4 | |
| | 16 | MB 750-SH | 3 | 0 | 3 | |
| | 23 | CWS MB 750-SH | 1 | 0 | 1 | |
| | 32 | Stargate 2000 | 1 | 0 | 1 | |
| | 42 | BLE100-HSXH-F | 1 | 0 | 1 | |
| | 50 | MB100S-2HSXH-F | 2 | 0 | 2 | |
| | Reserve Gain | 1 | BLE-750 AR | 7 | 0 | 7 |
| | | 2 | BLE-750 AR | 2 | 0 | 2 |
| 4 | | BLE-750 UG | 1 | 1 | 2 | |
| 5 | | BLE-750 UG | 1 | 0 | 1 | |
| 13 | | MB-750 AR | 4 | 0 | 4 | |
| 14 | | MB-750 AR | 5 | 1 | 6 | |
| 15 | | MB-750 AR | 3 | 1 | 4 | |
| 16 | | MB-750 AR | 3 | 0 | 3 | |
| 23 | | MB-750 UG | 1 | 0 | 1 | |
| 32 | | Stargate 2000 | 1 | 0 | 1 | |
| 42 | | | 1 | 0 | 1 | |
| Fwd Pads - Bank 1 | 1 | JXP- 0 | 6 | 1 | 7 | |
| | 2 | JXP- 1 | 3 | 0 | 3 | |
| | 3 | JXP- 2 | 1 | 0 | 1 | |
| | 4 | JXP- 3 | 9 | 2 | 11 | |
| | 5 | JXP- 4 | 4 | 0 | 4 | |
| | 6 | JXP- 5 | 4 | 0 | 4 | |
| | 8 | JXP- 7 | 1 | 0 | 1 | |
| | 9 | JXP- 8 | 2 | 0 | 2 | |
| | 11 | JXP- 10 | 1 | 0 | 1 | |
| | Fwd Pads - Bank 4 | 1 | NODE | 2 | 1 | 3 |
| | Ret Pads - Bank 1 | 1 | JXP- 0 | 4 | 0 | 4 |
| 2 | | JXP- 1 | 1 | 0 | 1 | |
| 5 | | JXP- 4 | 4 | 0 | 4 | |
| 6 | | JXP- 5 | 3 | 1 | 4 | |

| | | | | | |
|-------------------|----|---------------|----|---|----|
| | 7 | JXP- 6 | 1 | 0 | 1 |
| | 8 | JXP- 7 | 2 | 1 | 3 |
| | 9 | JXP- 8 | 2 | 0 | 2 |
| | 10 | JXP- 9 | 5 | 0 | 5 |
| | 11 | JXP- 10 | 1 | 0 | 1 |
| | 12 | JXP- 11 | 4 | 0 | 4 |
| | 13 | JXP- 12 | 2 | 1 | 3 |
| | 14 | JXP- 13 | 1 | 0 | 1 |
| | 16 | JXP- 15 | 1 | 0 | 1 |
| Ret Pads - Bank 4 | 1 | NODE | 2 | 1 | 3 |
| Fwd EQs - Bank 1 | 11 | SC-EQ-750- 0 | 1 | 0 | 1 |
| | 12 | SC-EQ-750- 2 | 1 | 0 | 1 |
| | 13 | SC-EQ-750- 4 | 2 | 0 | 2 |
| | 14 | SC-EQ-750- 6 | 4 | 0 | 4 |
| | 15 | SC-EQ-750- 8 | 4 | 0 | 4 |
| | 16 | SC-EQ-750- 10 | 7 | 2 | 9 |
| | 17 | SC-EQ-750- 12 | 7 | 0 | 7 |
| | 18 | SC-EQ-750- 14 | 3 | 1 | 4 |
| | 19 | SC-EQ-750- 16 | 2 | 0 | 2 |
| Ret EQs - Bank 1 | 1 | SEE-40- 0 | 2 | 0 | 2 |
| | 2 | SEE-40- 2 | 13 | 1 | 14 |
| | 3 | SEE-40- 4 | 15 | 2 | 17 |
| | 4 | SEE-40- 6 | 1 | 0 | 1 |
| FeederMakers | 1 | | 1 | 0 | 1 |
| Inline EQs | 2 | | 2 | 3 | 5 |
| | 4 | EX ST SPLICE | 5 | 0 | 5 |
| | 5 | NEW ST SPLICE | 2 | 2 | 4 |
| 2-Port Taps | 2 | FFT2-20K | 2 | 0 | 2 |
| | 3 | FFT2-17K | 14 | 0 | 14 |
| | 4 | FFT2-14K | 10 | 0 | 10 |
| | 5 | FFT2-10K | 13 | 1 | 14 |
| | 6 | FFT2-7K | 5 | 0 | 5 |
| | 7 | FFT2-4TK | 20 | 3 | 23 |
| 4-Port Taps | 1 | FFT4-23K | 11 | 0 | 11 |
| | 2 | FFT4-20K | 14 | 0 | 14 |
| | 3 | FFT4-17K | 9 | 0 | 9 |
| | 4 | FFT4-14K | 7 | 2 | 9 |
| | 5 | FFT4-10K | 11 | 2 | 13 |
| | 6 | FFT4-7TK | 20 | 0 | 20 |
| 8-Port Taps | 5 | FFT8-10TK | 0 | 1 | 1 |
| Couplers | 1 | LPI100 | 4 | 0 | 4 |
| | 2 | LLS102 | 11 | 1 | 12 |
| | 3 | LLS103 | 5 | 0 | 5 |
| | 4 | LDC108 | 11 | 0 | 11 |
| | 5 | LDC112 | 5 | 0 | 5 |
| | 11 | JUMPER | 22 | 2 | 24 |
| | 12 | MBD-SPLT | 5 | 0 | 5 |

| | | | | | |
|-------------------|----|--------------------|-------|------|-------|
| | 13 | MBD-DC10 | 3 | 0 | 3 |
| | 14 | MBD-DC8 | 1 | 0 | 1 |
| Power Supplies | 1 | XM 9015 | 4 | 0 | 4 |
| Miscellaneous | 1 | HTH Conn. | 37 | 2 | 39 |
| | 2 | Splice | 0 | 3 | 3 |
| | 3 | Term | 22 | 4 | 26 |
| | 7 | SBH-1022 | 0 | 13 | 13 |
| | 8 | SBH-1432 | 0 | 3 | 3 |
| General BOM Info. | | Housecount | 161 | 16 | 177 |
| | | Ports | 416 | 32 | 448 |
| | | Non-MDU Housecount | 161 | 16 | 177 |
| | | MDU Housecount | 0 | 0 | 0 |
| | | MDU Tap Ports | 0 | 0 | 0 |
| | | MDU Tap Ports Used | 0 | 0 | 0 |
| | | COM Housecount | 0 | 0 | 0 |
| | | COM Tap Ports | 0 | 0 | 0 |
| | | COM Tap Ports Used | 0 | 0 | 0 |
| | | Drop Sp. Ports | 0 | 0 | 0 |
| | | Non-Design HC | 0 | 0 | 0 |
| | | Trunk Amps | 20 | 2 | 22 |
| | | Line Extenders | 11 | 1 | 12 |
| | | Equalizers | 9 | 5 | 14 |
| | | Taps (2-Port) | 64 | 4 | 68 |
| | | Taps (4-Port) | 72 | 4 | 76 |
| | | Taps (6-Port) | 0 | 0 | 0 |
| | | Taps (8-Port) | 0 | 1 | 1 |
| | | Taps (total) | 136 | 9 | 145 |
| | | 2-Way Couplers | 62 | 3 | 65 |
| | | 3-Way Couplers | 5 | 0 | 5 |
| | | Strand/Trench | 51550 | 3570 | 55120 |
| | | Poles Used | 342 | 0 | 342 |
| Cables | 0 | EX QR715-AR | 47638 | 0 | 47638 |
| | | 100 Series | 13851 | 0 | 13851 |
| | | 400 Series | 3872 | 0 | 3872 |
| | | 500 Series | 525 | 0 | 525 |
| | | Total EX QR715-AR | 65886 | 0 | 65886 |
| | 10 | NW QR715-AR | 40 | 0 | 40 |
| | | Total NW QR715-AR | 40 | 0 | 40 |
| | 1 | EX QR715-UG | 0 | 3022 | 3022 |
| | | 100 Series | 0 | 357 | 357 |
| | | Total EX QR715-UG | 0 | 3379 | 3379 |
| | 11 | NW QR715-UG | 0 | 300 | 300 |
| | | 200 Series | 0 | 34 | 34 |
| | | Total NW QR715-UG | 0 | 334 | 334 |
| | 15 | NW QR320 UG | 0 | 214 | 214 |
| | | 100 Series | 0 | 456 | 456 |
| | | Total NW QR320 UG | 0 | 670 | 670 |

| | | | | | |
|------------|----|------------|-----|----|-----|
| Connectors | 0 | QR 715 P-T | 361 | 0 | 361 |
| | 10 | QR 715 P-T | 2 | 0 | 2 |
| | 1 | QR 715 P-T | 0 | 22 | 22 |
| | 11 | QR 715 P-T | 0 | 2 | 2 |
| | 15 | | 0 | 8 | 8 |

Equipment For Network file: NE-11.

Parameters: TACOMA-750
 Actives: TACOMA-750
 Taps: TACOMA-750
 Couplers: TACOMA-750
 Cables: TACOMA-750

| Equipment type | Line # | Part Number | Ae - p1 | UG - p1 | Total - p1 | |
|-------------------|--------------|----------------|------------|---------|------------|---|
| Actives | 1 | BLE 750-SH | 3 | 1 | 4 | |
| | 2 | BLE 750-SH | 1 | 0 | 1 | |
| | 4 | CWS BLE 750-SH | 1 | 0 | 1 | |
| | 13 | MB 750-SH | 3 | 0 | 3 | |
| | 14 | MB 750-SH | 4 | 0 | 4 | |
| | 15 | MB 750-SH | 3 | 0 | 3 | |
| | 16 | MB 750-SH | 1 | 0 | 1 | |
| | 32 | Stargate 2000 | 1 | 0 | 1 | |
| | 42 | BLE100-HSXH-F | 2 | 0 | 2 | |
| | 47 | MB100S-2HSXH-F | 1 | 0 | 1 | |
| | 49 | MB100S-2HSXH-F | 1 | 0 | 1 | |
| | Reserve Gain | 1 | BLE-750 AR | 3 | 1 | 4 |
| | | 2 | BLE-750 AR | 1 | 0 | 1 |
| 4 | | BLE-750 UG | 1 | 0 | 1 | |
| 13 | | MB-750 AR | 3 | 0 | 3 | |
| 14 | | MB-750 AR | 4 | 0 | 4 | |
| 15 | | MB-750 AR | 3 | 0 | 3 | |
| 16 | | MB-750 AR | 1 | 0 | 1 | |
| 32 | | Stargate 2000 | 1 | 0 | 1 | |
| 42 | | | 2 | 0 | 2 | |
| 47 | | | 1 | 0 | 1 | |
| Fwd Pads - Bank 1 | 1 | JXP- 0 | 5 | 1 | 6 | |
| | 2 | JXP- 1 | 5 | 0 | 5 | |
| | 4 | JXP- 3 | 2 | 0 | 2 | |
| | 5 | JXP- 4 | 1 | 0 | 1 | |
| | 6 | JXP- 5 | 2 | 0 | 2 | |
| | 10 | JXP- 9 | 3 | 0 | 3 | |
| | 11 | JXP- 10 | 1 | 0 | 1 | |
| | 12 | JXP- 11 | 1 | 0 | 1 | |
| | 16 | JXP- 15 | 1 | 0 | 1 | |
| Fwd Pads - Bank 4 | 1 | NODE | 2 | 0 | 2 | |
| Ret Pads - Bank 1 | 3 | JXP- 2 | 1 | 0 | 1 | |
| | 4 | JXP- 3 | 1 | 0 | 1 | |
| | 5 | JXP- 4 | 4 | 0 | 4 | |
| | 7 | JXP- 6 | 2 | 0 | 2 | |
| | 8 | JXP- 7 | 1 | 0 | 1 | |
| | 10 | JXP- 9 | 1 | 0 | 1 | |

| | | | | | |
|-------------------|----|---------------|----|---|----|
| | 12 | JXP- 11 | 3 | 1 | 4 |
| | 13 | JXP- 12 | 5 | 0 | 5 |
| | 14 | JXP- 13 | 1 | 0 | 1 |
| | 15 | JXP- 14 | 1 | 0 | 1 |
| | 16 | JXP- 15 | 1 | 0 | 1 |
| Ret Pads - Bank 4 | 1 | NODE | 2 | 0 | 2 |
| Fwd EQs - Bank 1 | 11 | SC-EQ-750- 0 | 1 | 0 | 1 |
| | 13 | SC-EQ-750- 4 | 1 | 0 | 1 |
| | 14 | SC-EQ-750- 6 | 3 | 0 | 3 |
| | 15 | SC-EQ-750- 8 | 3 | 0 | 3 |
| | 16 | SC-EQ-750- 10 | 3 | 0 | 3 |
| | 17 | SC-EQ-750- 12 | 4 | 0 | 4 |
| | 18 | SC-EQ-750- 14 | 2 | 0 | 2 |
| | 19 | SC-EQ-750- 16 | 3 | 1 | 4 |
| | 20 | SC-EQ-750- 18 | 1 | 0 | 1 |
| Ret EQs - Bank 1 | 2 | SEE-40- 2 | 6 | 0 | 6 |
| | 3 | SEE-40- 4 | 12 | 1 | 13 |
| | 4 | SEE-40- 6 | 3 | 0 | 3 |
| FeederMakers | 1 | | 1 | 0 | 1 |
| Inline EQs | 2 | | 3 | 3 | 6 |
| | 4 | EX ST SPLICE | 7 | 1 | 8 |
| | 5 | NEW ST SPLICE | 1 | 1 | 2 |
| | 6 | EX BL SPLICE | 0 | 2 | 2 |
| 2-Port Taps | 1 | FFT2-23K | 1 | 0 | 1 |
| | 3 | FFT2-17K | 2 | 0 | 2 |
| | 4 | FFT2-14K | 3 | 0 | 3 |
| | 5 | FFT2-10K | 10 | 0 | 10 |
| | 6 | FFT2-7K | 4 | 0 | 4 |
| | 7 | FFT2-4TK | 12 | 1 | 13 |
| 4-Port Taps | 1 | FFT4-23K | 4 | 0 | 4 |
| | 2 | FFT4-20K | 7 | 0 | 7 |
| | 3 | FFT4-17K | 5 | 0 | 5 |
| | 4 | FFT4-14K | 3 | 2 | 5 |
| | 5 | FFT4-10K | 8 | 0 | 8 |
| | 6 | FFT4-7TK | 7 | 0 | 7 |
| Couplers | 1 | LPI100 | 2 | 0 | 2 |
| | 2 | LLS102 | 12 | 0 | 12 |
| | 3 | LLS103 | 2 | 1 | 3 |
| | 4 | LDC108 | 2 | 0 | 2 |
| | 5 | LDC112 | 2 | 0 | 2 |
| | 11 | JUMPER | 16 | 0 | 16 |
| | 12 | MBD-SPLT | 3 | 0 | 3 |
| | 13 | MBD-DC10 | 4 | 0 | 4 |
| Power Supplies | 1 | XM 9015 | 2 | 0 | 2 |
| Miscellaneous | 1 | HTH Conn. | 24 | 1 | 25 |
| | 2 | Splice | 1 | 0 | 1 |
| | 3 | Term | 22 | 3 | 25 |

| | | | | | |
|-------------------|---|--------------------|-------|------|-------|
| | 7 | SBH-1022 | 0 | 10 | 10 |
| | 8 | SBH-1432 | 0 | 1 | 1 |
| General BOM Info. | | Housecount | 76 | 3 | 79 |
| | | Ports | 200 | 10 | 210 |
| | | Non-MDU Housecount | 76 | 3 | 79 |
| | | MDU Housecount | 0 | 0 | 0 |
| | | MDU Tap Ports | 0 | 0 | 0 |
| | | MDU Tap Ports Used | 0 | 0 | 0 |
| | | COM Housecount | 0 | 0 | 0 |
| | | COM Tap Ports | 0 | 0 | 0 |
| | | COM Tap Ports Used | 0 | 0 | 0 |
| | | Drop Sp. Ports | 0 | 0 | 0 |
| | | Non-Design HC | 0 | 0 | 0 |
| | | Trunk Amps | 16 | 0 | 16 |
| | | Line Extenders | 5 | 1 | 6 |
| | | Equalizers | 11 | 7 | 18 |
| | | Taps (2-Port) | 32 | 1 | 33 |
| | | Taps (4-Port) | 34 | 2 | 36 |
| | | Taps (6-Port) | 0 | 0 | 0 |
| | | Taps (8-Port) | 0 | 0 | 0 |
| | | Taps (total) | 66 | 3 | 69 |
| | | 2-Way Couplers | 41 | 0 | 41 |
| | | 3-Way Couplers | 2 | 1 | 3 |
| | | Strand/Trench | 30721 | 3874 | 34595 |
| | | Poles Used | 166 | 0 | 166 |
| Cables | 0 | EX QR715-AR | 30721 | 0 | 30721 |
| | | 100 Series | 15116 | 0 | 15116 |
| | | Total EX QR715-AR | 45837 | 0 | 45837 |
| | 1 | EX QR715-UG | 0 | 3874 | 3874 |
| | | 100 Series | 0 | 880 | 880 |
| | | Total EX QR715-UG | 0 | 4754 | 4754 |
| Connectors | 0 | QR 715 P-T | 194 | 0 | 194 |
| | 1 | QR 715 P-T | 0 | 25 | 25 |

Equipment For Network file: NEC-01.

Parameters: TACOMA-870D
 Actives: TACOMA-870D
 Taps: TACOMA-870D
 Couplers: TACOMA-870D
 Cables: TACOMA-870D

| Equipment type | Line # | Part Number | Ae - p1 | UG - p1 | Total - p1 |
|-------------------|--------|----------------|---------|---------|------------|
| Actives | 1 | Stargate 2000 | 1 | 0 | 1 |
| | 4 | BLE87S/HTX-LXX | 21 | 1 | 22 |
| | 5 | BLE87S/HAX-LXX | 2 | 0 | 2 |
| | 10 | BLE87S/HXX-CWS | 0 | 1 | 1 |
| | 14 | MBS/XGAX | 5 | 2 | 7 |
| | 15 | MBS/XGAX | 9 | 0 | 9 |
| | 16 | MBS/XGAX | 9 | 0 | 9 |
| | 17 | MBS/XGAX | 3 | 1 | 4 |
| | 22 | SG4-87SS-SXX | 1 | 0 | 1 |
| Reserve Gain | 4 | RA-KIT/L | 21 | 1 | 22 |
| | 5 | RA-KIT/L | 2 | 0 | 2 |
| | 10 | RA-KIT/L | 0 | 1 | 1 |
| | 14 | | 5 | 2 | 7 |
| | 15 | | 9 | 0 | 9 |
| | 16 | | 9 | 0 | 9 |
| | 17 | | 3 | 1 | 4 |
| | 22 | SG2-DFBT/* | 1 | 0 | 1 |
| Fwd Pads - Bank 1 | 1 | JXP- Z | 7 | 1 | 8 |
| | 2 | JXP- 1B | 4 | 1 | 5 |
| | 3 | JXP- 2B | 3 | 0 | 3 |
| | 4 | JXP- 3B | 4 | 0 | 4 |
| | 5 | JXP- 4B | 3 | 1 | 4 |
| | 6 | JXP- 5B | 4 | 0 | 4 |
| | 7 | JXP- 6B | 4 | 0 | 4 |
| | 8 | JXP- 7B | 2 | 0 | 2 |
| | 9 | JXP- 8B | 4 | 0 | 4 |
| | 10 | JXP- 9B | 2 | 0 | 2 |
| | 11 | JXP- 10B | 1 | 1 | 2 |
| | 12 | JXP- 11B | 1 | 0 | 1 |
| | 13 | JXP- 12B | 3 | 0 | 3 |
| | 14 | JXP- 13B | 5 | 1 | 6 |
| | 15 | JXP- 14B | 2 | 0 | 2 |
| Fwd Pads - Bank 4 | 1 | | 2 | 3 | 5 |
| Ret Pads - Bank 1 | 1 | JXP- Z | 5 | 1 | 6 |
| | 2 | JXP- 1T | 4 | 0 | 4 |
| | 3 | JXP- 2B | 8 | 2 | 10 |
| | 4 | JXP- 3B | 7 | 1 | 8 |
| | 5 | JXP- 4B | 5 | 0 | 5 |

| | | | | | | |
|-------------------|----|---------|----------------|----|----|----|
| | 6 | JXP- | 5B | 5 | 0 | 5 |
| | 7 | JXP- | 6B | 6 | 0 | 6 |
| | 8 | JXP- | 7B | 3 | 0 | 3 |
| | 9 | JXP- | 8B | 3 | 0 | 3 |
| | 10 | JXP- | 9B | 3 | 0 | 3 |
| | 17 | JXP- | FLAG | 0 | 1 | 1 |
| Ret Pads - Bank 4 | 1 | | | 2 | 3 | 5 |
| Fwd EQs - Bank 1 | 7 | SFE-87- | CS4 | 1 | 0 | 1 |
| | 10 | SFE-87- | CS1 | 4 | 1 | 5 |
| | 11 | SFE-87- | 0 | 4 | 0 | 4 |
| | 12 | SFE-87- | 2 | 3 | 0 | 3 |
| | 13 | SFE-87- | 4 | 3 | 0 | 3 |
| | 14 | SFE-87- | 6 | 6 | 2 | 8 |
| | 15 | SFE-87- | 8 | 7 | 1 | 8 |
| | 16 | SFE-87- | 10 | 4 | 0 | 4 |
| | 17 | SFE-87- | 12 | 1 | 1 | 2 |
| | 18 | SFE-87- | 14 | 1 | 0 | 1 |
| | 19 | SFE-87- | 16 | 4 | 0 | 4 |
| | 20 | SFE-87- | 18 | 2 | 0 | 2 |
| | 21 | SFE-87- | 20 | 6 | 0 | 6 |
| | 22 | SFE-87- | 22 | 1 | 0 | 1 |
| | 23 | SFE-87- | FLAG | 2 | 0 | 2 |
| Fwd EQs - Bank 4 | 0 | | VOID | 1 | 0 | 1 |
| Ret EQs - Bank 1 | 1 | SRE-S- | 0 | 2 | 1 | 3 |
| | 2 | SRE-S- | 2 | 9 | 2 | 11 |
| | 3 | SRE-S- | 4 | 15 | 0 | 15 |
| | 4 | SRE-S- | 6 | 11 | 2 | 13 |
| | 5 | SRE-S- | 8 | 10 | 0 | 10 |
| | 6 | SRE-S- | 10 | 2 | 0 | 2 |
| Ret EQs - Bank 4 | 0 | | VOID | 1 | 0 | 1 |
| Inline EQs | 2 | | IN-LINE SPLICE | 5 | 9 | 14 |
| | 5 | | | 3 | 1 | 4 |
| 2-Port Taps | 2 | FFT2- | 20K | 8 | 2 | 10 |
| | 3 | FFT2- | 17K | 18 | 2 | 20 |
| | 4 | FFT2- | 14K | 19 | 5 | 24 |
| | 5 | FFT2- | 10K | 24 | 6 | 30 |
| | 6 | FFT2- | 7K | 10 | 4 | 14 |
| | 7 | FFT2- | 4TK | 28 | 6 | 34 |
| 4-Port Taps | 1 | FFT4- | 23K | 25 | 2 | 27 |
| | 2 | FFT4- | 20K | 42 | 5 | 47 |
| | 3 | FFT4- | 17K | 37 | 4 | 41 |
| | 4 | FFT4- | 14K | 32 | 8 | 40 |
| | 5 | FFT4- | 10K | 44 | 10 | 54 |
| | 6 | FFT4- | 7TK | 16 | 12 | 28 |
| 8-Port Taps | 1 | FFT8- | 23K | 1 | 0 | 1 |
| | 2 | FFT8- | 20K | 3 | 2 | 5 |
| | 3 | FFT8- | 17K | 3 | 2 | 5 |

| | | | | | |
|-------------------|----|--------------------|-------|-------|-------|
| | 4 | FFT8-14K | 6 | 1 | 7 |
| | 5 | FFT8-10TK | 8 | 6 | 14 |
| Couplers | 1 | LPI100-1000 | 3 | 1 | 4 |
| | 2 | LLS102-1000 | 24 | 4 | 28 |
| | 3 | LLS103-1000 | 11 | 0 | 11 |
| | 4 | LDC108-1000 | 13 | 1 | 14 |
| | 5 | LDC112-1000 | 9 | 1 | 10 |
| | 6 | LDC116-1000 | 3 | 0 | 3 |
| | 11 | MB-JMP | 30 | 3 | 33 |
| | 12 | MB-SP | 7 | 1 | 8 |
| | 13 | MB-DC/8 | 3 | 1 | 4 |
| | 14 | MB-DC/10 | 2 | 0 | 2 |
| | 15 | MB-DC/12 | 4 | 0 | 4 |
| | 16 | MDU-JMP | 3 | 0 | 3 |
| Power Supplies | 1 | XM 9015 | 4 | 0 | 4 |
| Miscellaneous | 1 | HTH Conn. | 99 | 14 | 113 |
| | 2 | Splice | 0 | 4 | 4 |
| | 3 | Term. | 35 | 19 | 54 |
| | 7 | SBH-1022 | 0 | 85 | 85 |
| | 8 | SBH- 1432 | 0 | 4 | 4 |
| General BOM Info. | | Housecount | 816 | 194 | 1010 |
| | | Ports | 1166 | 302 | 1468 |
| | | Non-MDU Housecount | 816 | 178 | 994 |
| | | MDU Housecount | 0 | 16 | 16 |
| | | MDU Tap Ports | 0 | 6 | 6 |
| | | MDU Tap Ports Used | 0 | 3 | 3 |
| | | COM Housecount | 0 | 0 | 0 |
| | | COM Tap Ports | 0 | 0 | 0 |
| | | COM Tap Ports Used | 0 | 0 | 0 |
| | | Drop Sp. Ports | 0 | 0 | 0 |
| | | Non-Design HC | 0 | 0 | 0 |
| | | Trunk Amps | 27 | 3 | 30 |
| | | Line Extenders | 23 | 2 | 25 |
| | | Equalizers | 8 | 10 | 18 |
| | | Taps (2-Port) | 107 | 25 | 132 |
| | | Taps (4-Port) | 196 | 41 | 237 |
| | | Taps (6-Port) | 0 | 0 | 0 |
| | | Taps (8-Port) | 21 | 11 | 32 |
| | | Taps (total) | 324 | 77 | 401 |
| | | 2-Way Couplers | 98 | 12 | 110 |
| | | 3-Way Couplers | 11 | 0 | 11 |
| | | Strand/Trench | 55055 | 14061 | 69116 |
| | | Poles Used | 393 | 0 | 393 |
| Cables | 0 | EX QR715-AR | 50813 | 0 | 50813 |
| | | 100 Series | 21738 | 0 | 21738 |
| | | Total EX QR715-AR | 72551 | 0 | 72551 |
| | 10 | NW QR715-AR | 4242 | 0 | 4242 |

| | | | | | |
|------------|----|-------------------|-------|------|-------|
| | | 100 Series | 6996 | 0 | 6996 |
| | | Total NW QR715-AR | 11238 | 0 | 11238 |
| | 1 | EX QR715-UG | 0 | 7204 | 7204 |
| | | 100 Series | 0 | 1640 | 1640 |
| | | 200 Series | 0 | 73 | 73 |
| | | Total EX QR715-UG | 0 | 8917 | 8917 |
| | 11 | NW QR715-UG | 0 | 2070 | 2070 |
| | | 100 Series | 0 | 136 | 136 |
| | | 200 Series | 0 | 325 | 325 |
| | | 400 Series | 0 | 4389 | 4389 |
| | | 500 Series | 0 | 575 | 575 |
| | | Total NW QR715-UG | 0 | 7495 | 7495 |
| Connectors | 0 | QR 715 P-T | 592 | 0 | 592 |
| | 10 | QR 715 P-T | 130 | 0 | 130 |
| | 1 | QR 715 P-T | 0 | 88 | 88 |
| | 11 | QR 715 P-T | 0 | 86 | 86 |

Equipment For Network file: NEC-13.

Parameters: TACOMA-870D
 Actives: TACOMA-870D
 Taps: TACOMA-870D
 Couplers: TACOMA-870D
 Cables: TACOMA-870D

| Equipment type | Line # | Part Number | Ae - p1 | UG - p1 | Total - p1 |
|-------------------|-------------------|----------------|----------|---------|------------|
| Actives | 4 | BLE87S/HTX-LXX | 18 | 9 | 27 |
| | 5 | BLE87S/HAX-LXX | 1 | 1 | 2 |
| | 7 | BLE100-HSXH-F | 0 | 1 | 1 |
| | 8 | BLE100-HSXH-F | 0 | 1 | 1 |
| | 14 | MBS/XGAX | 7 | 0 | 7 |
| | 15 | MBS/XGAX | 4 | 0 | 4 |
| | 16 | MBS/XGAX | 2 | 0 | 2 |
| | 22 | SG4-87SS-SXX | 1 | 0 | 1 |
| | 42 | MB100S-2HSXH-F | 1 | 0 | 1 |
| | Reserve Gain | 4 | RA-KIT/L | 18 | 9 |
| 5 | | RA-KIT/L | 1 | 1 | 2 |
| 7 | | | 0 | 1 | 1 |
| 8 | | | 0 | 1 | 1 |
| 14 | | | 7 | 0 | 7 |
| 15 | | | 4 | 0 | 4 |
| 16 | | | 2 | 0 | 2 |
| 22 | | SG2-DFBT/* | 1 | 0 | 1 |
| 42 | | | 1 | 0 | 1 |
| Fwd Pads - Bank 1 | | 1 | JXP- Z | 1 | 1 |
| | 2 | JXP- 1B | 2 | 0 | 2 |
| | 3 | JXP- 2B | 2 | 0 | 2 |
| | 4 | JXP- 3B | 0 | 1 | 1 |
| | 5 | JXP- 4B | 2 | 0 | 2 |
| | 6 | JXP- 5B | 2 | 0 | 2 |
| | 7 | JXP- 6B | 5 | 2 | 7 |
| | 8 | JXP- 7B | 1 | 0 | 1 |
| | 9 | JXP- 8B | 1 | 0 | 1 |
| | 10 | JXP- 9B | 1 | 2 | 3 |
| | 11 | JXP- 10B | 4 | 1 | 5 |
| | 12 | JXP- 11B | 4 | 0 | 4 |
| | 13 | JXP- 12B | 2 | 3 | 5 |
| | 14 | JXP- 13B | 4 | 1 | 5 |
| | 16 | JXP- 15B | 1 | 0 | 1 |
| | 17 | JXP- FLAG | 1 | 1 | 2 |
| | Fwd Pads - Bank 4 | 1 | | 1 | 1 |
| Ret Pads - Bank 1 | 2 | JXP- 1T | 0 | 1 | 1 |
| | 3 | JXP- 2B | 2 | 0 | 2 |
| | 4 | JXP- 3B | 8 | 0 | 8 |

| | | | | | | |
|-------------------|----|---------|----------------|----|----|----|
| | 5 | JXP- | 4B | 3 | 1 | 4 |
| | 6 | JXP- | 5B | 6 | 1 | 7 |
| | 7 | JXP- | 6B | 6 | 4 | 10 |
| | 8 | JXP- | 7B | 5 | 2 | 7 |
| | 9 | JXP- | 8B | 2 | 2 | 4 |
| | 10 | JXP- | 9B | 1 | 0 | 1 |
| | 17 | JXP- | FLAG | 0 | 1 | 1 |
| Ret Pads - Bank 4 | 1 | | | 1 | 0 | 1 |
| Fwd EQs - Bank 1 | 8 | SFE-87- | CS3 | 2 | 0 | 2 |
| | 9 | SFE-87- | CS2 | 2 | 0 | 2 |
| | 10 | SFE-87- | CS1 | 1 | 0 | 1 |
| | 11 | SFE-87- | 0 | 3 | 1 | 4 |
| | 12 | SFE-87- | 2 | 0 | 4 | 4 |
| | 13 | SFE-87- | 4 | 6 | 1 | 7 |
| | 14 | SFE-87- | 6 | 5 | 1 | 6 |
| | 15 | SFE-87- | 8 | 4 | 3 | 7 |
| | 16 | SFE-87- | 10 | 1 | 0 | 1 |
| | 17 | SFE-87- | 12 | 0 | 1 | 1 |
| | 18 | SFE-87- | 14 | 3 | 1 | 4 |
| | 19 | SFE-87- | 16 | 4 | 0 | 4 |
| | 21 | SFE-87- | 20 | 1 | 0 | 1 |
| | 22 | SFE-87- | 22 | 1 | 0 | 1 |
| Fwd EQs - Bank 4 | 0 | | VOID | 1 | 0 | 1 |
| Ret EQs - Bank 1 | 1 | SRE-S- | 0 | 1 | 0 | 1 |
| | 2 | SRE-S- | 2 | 8 | 6 | 14 |
| | 3 | SRE-S- | 4 | 8 | 3 | 11 |
| | 4 | SRE-S- | 6 | 9 | 3 | 12 |
| | 5 | SRE-S- | 8 | 7 | 0 | 7 |
| Ret EQs - Bank 4 | 0 | | VOID | 1 | 0 | 1 |
| Inline EQs | 2 | | IN-LINE SPLICE | 1 | 5 | 6 |
| 2-Port Taps | 2 | | FFT2-20K | 0 | 1 | 1 |
| | 3 | | FFT2-17K | 1 | 1 | 2 |
| | 4 | | FFT2-14K | 1 | 6 | 7 |
| | 5 | | FFT2-10K | 6 | 1 | 7 |
| | 6 | | FFT2-7K | 1 | 0 | 1 |
| | 7 | | FFT2-4TK | 5 | 4 | 9 |
| 4-Port Taps | 1 | | FFT4-23K | 11 | 4 | 15 |
| | 2 | | FFT4-20K | 15 | 9 | 24 |
| | 3 | | FFT4-17K | 20 | 14 | 34 |
| | 4 | | FFT4-14K | 18 | 10 | 28 |
| | 5 | | FFT4-10K | 20 | 13 | 33 |
| | 6 | | FFT4-7TK | 15 | 1 | 16 |
| 8-Port Taps | 1 | | FFT8-23K | 0 | 1 | 1 |
| | 2 | | FFT8-20K | 2 | 1 | 3 |
| | 3 | | FFT8-17K | 1 | 2 | 3 |
| | 4 | | FFT8-14K | 2 | 5 | 7 |
| | 5 | | FFT8-10TK | 0 | 3 | 3 |

| | | | | | | |
|-------------------|-------------------|--------------------|-------------------|-------|-------|-------|
| Couplers | 1 | LPI100-1000 | 3 | 0 | 3 | |
| | 2 | LLS102-1000 | 31 | 7 | 38 | |
| | 3 | LLS103-1000 | 8 | 2 | 10 | |
| | 4 | LDC108-1000 | 2 | 1 | 3 | |
| | 6 | LDC116-1000 | 3 | 0 | 3 | |
| | 11 | MB-JMP | 18 | 0 | 18 | |
| | 12 | MB-SP | 7 | 3 | 10 | |
| Power Supplies | 1 | XM 9015 | 3 | 0 | 3 | |
| Miscellaneous | 1 | HTH Conn. | 60 | 27 | 87 | |
| | 2 | Splice | 2 | 3 | 5 | |
| | 3 | Term. | 34 | 30 | 64 | |
| | 7 | SBH-1022 | 0 | 75 | 75 | |
| | 8 | SBH- 1432 | 0 | 11 | 11 | |
| General BOM Info. | | Housecount | 241 | 232 | 473 | |
| | | Ports | 464 | 326 | 790 | |
| | | Non-MDU Housecount | 241 | 232 | 473 | |
| | | MDU Housecount | 0 | 0 | 0 | |
| | | MDU Tap Ports | 0 | 0 | 0 | |
| | | MDU Tap Ports Used | 0 | 0 | 0 | |
| | | COM Housecount | 0 | 0 | 0 | |
| | | COM Tap Ports | 0 | 0 | 0 | |
| | | COM Tap Ports Used | 0 | 0 | 0 | |
| | | Drop Sp. Ports | 0 | 0 | 0 | |
| | | Non-Design HC | 0 | 0 | 0 | |
| | | Trunk Amps | 15 | 0 | 15 | |
| | | Line Extenders | 19 | 12 | 31 | |
| | | Equalizers | 1 | 5 | 6 | |
| | | Taps (2-Port) | 14 | 13 | 27 | |
| | | Taps (4-Port) | 99 | 51 | 150 | |
| | | Taps (6-Port) | 0 | 0 | 0 | |
| | | Taps (8-Port) | 5 | 12 | 17 | |
| | | Taps (total) | 118 | 76 | 194 | |
| | | 2-Way Couplers | 64 | 11 | 75 | |
| | | 3-Way Couplers | 8 | 2 | 10 | |
| | | Strand/Trench | 28284 | 14540 | 42824 | |
| | | Poles Used | 147 | 0 | 147 | |
| | Cables | 0 | EX QR715-AR | 28284 | 0 | 28284 |
| | | | 100 Series | 14389 | 0 | 14389 |
| | | | Total EX QR715-AR | 42673 | 0 | 42673 |
| 74 | | 900 Series | 1 | 0 | 1 | |
| | | Total | 1 | 0 | 1 | |
| 1 | | EX QR715-UG | 0 | 14285 | 14285 | |
| | | 100 Series | 0 | 1262 | 1262 | |
| | | 400 Series | 0 | 255 | 255 | |
| | Total EX QR715-UG | 0 | 15802 | 15802 | | |
| Connectors | 0 | QR 715 P-T | 291 | 0 | 291 | |
| | 1 | QR 715 P-T | 0 | 156 | 156 | |

Equipment For Network file: NEC-14.

Parameters: TACOMA-870D
 Actives: TACOMA-870D
 Taps: TACOMA-870D
 Couplers: TACOMA-870D
 Cables: TACOMA-870D

| Equipment type | Line # | Part Number | Ae - p1 | UG - p1 | Total - p1 |
|-------------------|-------------------|----------------|---------|---------|------------|
| Actives | 4 | BLE87S/HTX-LXX | 13 | 1 | 14 |
| | 7 | BLE100-HSXH-F | 1 | 1 | 2 |
| | 14 | MBS/XGAX | 6 | 0 | 6 |
| | 15 | MBS/XGAX | 4 | 0 | 4 |
| | 16 | MBS/XGAX | 2 | 0 | 2 |
| | 17 | MBS/XGAX | 2 | 0 | 2 |
| | 22 | SG4-87SS-SXX | 1 | 0 | 1 |
| | 33 | MB87S/XGAX-LXX | 0 | 1 | 1 |
| Reserve Gain | 4 | RA-KIT/L | 13 | 1 | 14 |
| | 7 | | 1 | 1 | 2 |
| | 14 | | 6 | 0 | 6 |
| | 15 | | 4 | 0 | 4 |
| | 16 | | 2 | 0 | 2 |
| | 17 | | 2 | 0 | 2 |
| | 22 | SG2-DFBT/* | 1 | 0 | 1 |
| | 33 | | 0 | 1 | 1 |
| Fwd Pads - Bank 1 | 1 | JXP- Z | 1 | 0 | 1 |
| | 2 | JXP- 1B | 1 | 0 | 1 |
| | 3 | JXP- 2B | 4 | 1 | 5 |
| | 4 | JXP- 3B | 2 | 0 | 2 |
| | 5 | JXP- 4B | 2 | 0 | 2 |
| | 7 | JXP- 6B | 1 | 0 | 1 |
| | 8 | JXP- 7B | 1 | 0 | 1 |
| | 9 | JXP- 8B | 3 | 0 | 3 |
| | 10 | JXP- 9B | 3 | 0 | 3 |
| | 11 | JXP- 10B | 1 | 0 | 1 |
| | 12 | JXP- 11B | 3 | 2 | 5 |
| | 13 | JXP- 12B | 3 | 0 | 3 |
| | 14 | JXP- 13B | 2 | 0 | 2 |
| | 15 | JXP- 14B | 1 | 0 | 1 |
| | Fwd Pads - Bank 4 | 1 | | 1 | 2 |
| Ret Pads - Bank 1 | 2 | JXP- 1T | 1 | 1 | 2 |
| | 3 | JXP- 2B | 1 | 0 | 1 |
| | 4 | JXP- 3B | 4 | 1 | 5 |
| | 5 | JXP- 4B | 3 | 0 | 3 |
| | 6 | JXP- 5B | 5 | 0 | 5 |
| | 7 | JXP- 6B | 4 | 1 | 5 |
| | 8 | JXP- 7B | 1 | 0 | 1 |

| | | | | | | |
|-------------------|----|---------|----------------|----|---|----|
| | 9 | JXP- | 8B | 3 | 0 | 3 |
| | 10 | JXP- | 9B | 2 | 0 | 2 |
| | 11 | JXP- | 10B | 3 | 0 | 3 |
| | 12 | JXP- | 11B | 1 | 0 | 1 |
| Ret Pads - Bank 4 | 1 | | | 1 | 2 | 3 |
| Fwd EQs - Bank 1 | 10 | SFE-87- | CS1 | 1 | 0 | 1 |
| | 11 | SFE-87- | 0 | 0 | 1 | 1 |
| | 12 | SFE-87- | 2 | 2 | 0 | 2 |
| | 13 | SFE-87- | 4 | 4 | 1 | 5 |
| | 14 | SFE-87- | 6 | 3 | 0 | 3 |
| | 15 | SFE-87- | 8 | 5 | 0 | 5 |
| | 16 | SFE-87- | 10 | 3 | 0 | 3 |
| | 17 | SFE-87- | 12 | 3 | 0 | 3 |
| | 18 | SFE-87- | 14 | 3 | 0 | 3 |
| | 19 | SFE-87- | 16 | 0 | 1 | 1 |
| | 20 | SFE-87- | 18 | 1 | 0 | 1 |
| | 21 | SFE-87- | 20 | 2 | 0 | 2 |
| | 22 | SFE-87- | 22 | 1 | 0 | 1 |
| Fwd EQs - Bank 4 | 0 | | VOID | 1 | 0 | 1 |
| Ret EQs - Bank 1 | 2 | SRE-S- | 2 | 4 | 1 | 5 |
| | 3 | SRE-S- | 4 | 8 | 1 | 9 |
| | 4 | SRE-S- | 6 | 9 | 1 | 10 |
| | 5 | SRE-S- | 8 | 7 | 0 | 7 |
| Ret EQs - Bank 4 | 0 | | VOID | 1 | 0 | 1 |
| Inline EQs | 2 | | IN-LINE SPLICE | 2 | 4 | 6 |
| 2-Port Taps | 1 | | FFT2-23K | 1 | 0 | 1 |
| | 3 | | FFT2-17K | 2 | 0 | 2 |
| | 4 | | FFT2-14K | 1 | 0 | 1 |
| | 5 | | FFT2-10K | 4 | 0 | 4 |
| | 7 | | FFT2-4TK | 7 | 2 | 9 |
| 4-Port Taps | 1 | | FFT4-23K | 5 | 1 | 6 |
| | 2 | | FFT4-20K | 13 | 1 | 14 |
| | 3 | | FFT4-17K | 24 | 3 | 27 |
| | 4 | | FFT4-14K | 29 | 1 | 30 |
| | 5 | | FFT4-10K | 30 | 1 | 31 |
| | 6 | | FFT4-7TK | 13 | 2 | 15 |
| 8-Port Taps | 1 | | FFT8-23K | 0 | 2 | 2 |
| | 2 | | FFT8-20K | 1 | 2 | 3 |
| | 3 | | FFT8-17K | 0 | 2 | 2 |
| | 4 | | FFT8-14K | 1 | 1 | 2 |
| | 5 | | FFT8-10TK | 1 | 2 | 3 |
| Couplers | 1 | | LPI100-1000 | 4 | 0 | 4 |
| | 2 | | LLS102-1000 | 31 | 1 | 32 |
| | 3 | | LLS103-1000 | 4 | 0 | 4 |
| | 4 | | LDC108-1000 | 1 | 0 | 1 |
| | 6 | | LDC116-1000 | 4 | 0 | 4 |
| | 11 | | MB-JMP | 18 | 1 | 19 |

| | | | | | |
|-------------------|----|--------------------|-------|------|-------|
| | 12 | MB-SP | 12 | 0 | 12 |
| Power Supplies | 1 | XM 9015 | 3 | 1 | 4 |
| Miscellaneous | 1 | HTH Conn. | 52 | 5 | 57 |
| | 2 | Splice | 2 | 1 | 3 |
| | 3 | Term. | 44 | 4 | 48 |
| | 7 | SBH-1022 | 0 | 20 | 20 |
| | 8 | SBH- 1432 | 0 | 3 | 3 |
| | 9 | PS6 | 0 | 1 | 1 |
| General BOM Info. | | Housecount | 215 | 79 | 294 |
| | | Ports | 510 | 112 | 622 |
| | | Non-MDU Housecount | 215 | 79 | 294 |
| | | MDU Housecount | 0 | 0 | 0 |
| | | MDU Tap Ports | 0 | 0 | 0 |
| | | MDU Tap Ports Used | 0 | 0 | 0 |
| | | COM Housecount | 0 | 0 | 0 |
| | | COM Tap Ports | 0 | 0 | 0 |
| | | COM Tap Ports Used | 0 | 0 | 0 |
| | | Drop Sp. Ports | 0 | 0 | 0 |
| | | Non-Design HC | 0 | 0 | 0 |
| | | Trunk Amps | 15 | 1 | 16 |
| | | Line Extenders | 14 | 2 | 16 |
| | | Equalizers | 2 | 4 | 6 |
| | | Taps (2-Port) | 15 | 2 | 17 |
| | | Taps (4-Port) | 114 | 9 | 123 |
| | | Taps (6-Port) | 0 | 0 | 0 |
| | | Taps (8-Port) | 3 | 9 | 12 |
| | | Taps (total) | 132 | 20 | 152 |
| | | 2-Way Couplers | 70 | 2 | 72 |
| | | 3-Way Couplers | 4 | 0 | 4 |
| | | Strand/Trench | 29124 | 5468 | 34592 |
| | | Poles Used | 185 | 0 | 185 |
| Cables | 0 | EX QR715-AR | 29124 | 0 | 29124 |
| | | 100 Series | 18736 | 0 | 18736 |
| | | Total EX QR715-AR | 47860 | 0 | 47860 |
| | 1 | EX QR715-UG | 0 | 5468 | 5468 |
| | | 100 Series | 0 | 2180 | 2180 |
| | | Total EX QR715-UG | 0 | 7648 | 7648 |
| Connectors | 0 | QR 715 P-T | 320 | 0 | 320 |
| | 1 | QR 715 P-T | 0 | 52 | 52 |

Equipment For Network file: NEF-15.

Parameters: TACOMA-870D
 Actives: TACOMA-870D
 Taps: TACOMA-870D
 Couplers: TACOMA-870D
 Cables: TACOMA-870D

| Equipment type | Line # | Part Number | Ae - p1 | UG - p1 | Total - p1 | |
|-------------------|-------------------|----------------|------------|---------|------------|----|
| Actives | 4 | BLE87S/HTX-LXX | 1 | 3 | 4 | |
| | 7 | BLE100-HSXH-F | 0 | 3 | 3 | |
| | 22 | SG4-87SS-SXX | 0 | 1 | 1 | |
| | 33 | MB87S/XGAX-LXX | 1 | 5 | 6 | |
| | 34 | MB87S/XGAX-LXX | 1 | 5 | 6 | |
| | 35 | MB87S/XGAX-LXX | 0 | 1 | 1 | |
| | 36 | MB87S/XGAX-LXX | 0 | 1 | 1 | |
| | 42 | MB100S-2HSXH-F | 0 | 1 | 1 | |
| | 43 | MB100S-2HSXH-F | 0 | 1 | 1 | |
| | 44 | MB100S-2HSXH-F | 0 | 2 | 2 | |
| | 45 | MB100S-2HSXH-F | 0 | 1 | 1 | |
| | Reserve Gain | 4 | RA-KIT/L | 1 | 3 | 4 |
| | | 7 | | 0 | 3 | 3 |
| | | 22 | SG2-DFBT/* | 0 | 1 | 1 |
| | | 33 | | 1 | 5 | 6 |
| 34 | | | 1 | 5 | 6 | |
| 35 | | | 0 | 1 | 1 | |
| 36 | | | 0 | 1 | 1 | |
| 42 | | | 0 | 1 | 1 | |
| 43 | | | 0 | 1 | 1 | |
| 44 | | | 0 | 2 | 2 | |
| Fwd Pads - Bank 1 | 1 | JXP- Z | 0 | 1 | 1 | |
| | 2 | JXP- 1B | 0 | 1 | 1 | |
| | 3 | JXP- 2B | 0 | 2 | 2 | |
| | 5 | JXP- 4B | 0 | 4 | 4 | |
| | 6 | JXP- 5B | 0 | 3 | 3 | |
| | 7 | JXP- 6B | 1 | 1 | 2 | |
| | 8 | JXP- 7B | 0 | 1 | 1 | |
| | 9 | JXP- 8B | 0 | 1 | 1 | |
| | 10 | JXP- 9B | 0 | 3 | 3 | |
| | 11 | JXP- 10B | 1 | 2 | 3 | |
| | 12 | JXP- 11B | 0 | 2 | 2 | |
| | 13 | JXP- 12B | 0 | 1 | 1 | |
| | 14 | JXP- 13B | 1 | 0 | 1 | |
| | 15 | JXP- 14B | 0 | 1 | 1 | |
| | Fwd Pads - Bank 4 | 1 | | 3 | 15 | 18 |
| Ret Pads - Bank 1 | 1 | JXP- Z | 0 | 1 | 1 | |

| | | | | | | |
|-------------------|----|---------|----------------|---|----|----|
| | 2 | JXP- | 1T | 0 | 4 | 4 |
| | 3 | JXP- | 2B | 0 | 1 | 1 |
| | 4 | JXP- | 3B | 1 | 1 | 2 |
| | 5 | JXP- | 4B | 2 | 2 | 4 |
| | 6 | JXP- | 5B | 0 | 4 | 4 |
| | 7 | JXP- | 6B | 0 | 3 | 3 |
| | 8 | JXP- | 7B | 0 | 4 | 4 |
| | 11 | JXP- | 10B | 0 | 1 | 1 |
| | 13 | JXP- | 12B | 0 | 1 | 1 |
| | 15 | JXP- | 14B | 0 | 1 | 1 |
| Ret Pads - Bank 4 | 1 | | | 3 | 15 | 18 |
| Fwd EQs - Bank 1 | 12 | SFE-87- | 2 | 1 | 2 | 3 |
| | 13 | SFE-87- | 4 | 1 | 1 | 2 |
| | 14 | SFE-87- | 6 | 1 | 3 | 4 |
| | 15 | SFE-87- | 8 | 0 | 5 | 5 |
| | 16 | SFE-87- | 10 | 0 | 2 | 2 |
| | 17 | SFE-87- | 12 | 0 | 1 | 1 |
| | 18 | SFE-87- | 14 | 0 | 2 | 2 |
| | 19 | SFE-87- | 16 | 0 | 1 | 1 |
| | 20 | SFE-87- | 18 | 0 | 1 | 1 |
| | 21 | SFE-87- | 20 | 0 | 1 | 1 |
| | 22 | SFE-87- | 22 | 0 | 2 | 2 |
| | 23 | SFE-87- | FLAG | 0 | 2 | 2 |
| Fwd EQs - Bank 4 | 0 | | VOID | 0 | 1 | 1 |
| Ret EQs - Bank 1 | 2 | SRE-S- | 2 | 0 | 3 | 3 |
| | 3 | SRE-S- | 4 | 2 | 5 | 7 |
| | 4 | SRE-S- | 6 | 1 | 9 | 10 |
| | 5 | SRE-S- | 8 | 0 | 6 | 6 |
| Ret EQs - Bank 4 | 0 | | VOID | 0 | 1 | 1 |
| Feeder makers | 1 | | | 0 | 1 | 1 |
| Inline EQs | 2 | | IN-LINE SPLICE | 2 | 57 | 59 |
| | 3 | | | 0 | 5 | 5 |
| | 5 | | | 0 | 1 | 1 |
| 2-Port Taps | 2 | FFT2- | 20K | 0 | 1 | 1 |
| | 3 | FFT2- | 17K | 0 | 1 | 1 |
| | 4 | FFT2- | 14K | 0 | 1 | 1 |
| | 5 | FFT2- | 10K | 1 | 2 | 3 |
| | 6 | FFT2- | 7K | 1 | 6 | 7 |
| | 7 | FFT2- | 4TK | 3 | 5 | 8 |
| 4-Port Taps | 1 | FFT4- | 23K | 0 | 4 | 4 |
| | 2 | FFT4- | 20K | 0 | 9 | 9 |
| | 3 | FFT4- | 17K | 2 | 7 | 9 |
| | 4 | FFT4- | 14K | 2 | 10 | 12 |
| | 5 | FFT4- | 10K | 1 | 13 | 14 |
| | 6 | FFT4- | 7TK | 1 | 11 | 12 |
| 8-Port Taps | 1 | FFT8- | 23K | 0 | 9 | 9 |
| | 2 | FFT8- | 20K | 0 | 3 | 3 |

| | | | | | |
|-------------------|----|--------------------|------|-------|-------|
| | 3 | FFT8-17K | 0 | 13 | 13 |
| | 4 | FFT8-14K | 0 | 11 | 11 |
| | 5 | FFT8-10TK | 0 | 9 | 9 |
| Couplers | 1 | LPI100-1000 | 1 | 2 | 3 |
| | 2 | LLS102-1000 | 2 | 11 | 13 |
| | 3 | LLS103-1000 | 1 | 2 | 3 |
| | 4 | LDC108-1000 | 0 | 8 | 8 |
| | 5 | LDC112-1000 | 0 | 2 | 2 |
| | 6 | LDC116-1000 | 0 | 3 | 3 |
| | 11 | MB-JMP | 2 | 21 | 23 |
| | 12 | MB-SP | 2 | 4 | 6 |
| | 13 | MB-DC/8 | 1 | 1 | 2 |
| | 15 | MB-DC/12 | 0 | 3 | 3 |
| Power Supplies | 1 | XM 9015 | 1 | 2 | 3 |
| Miscellaneous | 1 | HTH Conn. | 5 | 45 | 50 |
| | 2 | Splice | 4 | 1 | 5 |
| | 3 | Term. | 4 | 31 | 35 |
| | 7 | SBH-1022 | 0 | 177 | 177 |
| | 8 | SBH- 1432 | 0 | 23 | 23 |
| | 9 | PS6 | 0 | 6 | 6 |
| General BOM Info. | | Housecount | 12 | 466 | 478 |
| | | Ports | 34 | 608 | 642 |
| | | Non-MDU Housecount | 12 | 466 | 478 |
| | | MDU Housecount | 0 | 0 | 0 |
| | | MDU Tap Ports | 0 | 0 | 0 |
| | | MDU Tap Ports Used | 0 | 0 | 0 |
| | | COM Housecount | 0 | 0 | 0 |
| | | COM Tap Ports | 0 | 0 | 0 |
| | | COM Tap Ports Used | 0 | 0 | 0 |
| | | Drop Sp. Ports | 0 | 0 | 0 |
| | | Non-Design HC | 0 | 0 | 0 |
| | | Trunk Amps | 2 | 18 | 20 |
| | | Line Extenders | 1 | 6 | 7 |
| | | Equalizers | 2 | 63 | 65 |
| | | Taps (2-Port) | 5 | 16 | 21 |
| | | Taps (4-Port) | 6 | 54 | 60 |
| | | Taps (6-Port) | 0 | 0 | 0 |
| | | Taps (8-Port) | 0 | 45 | 45 |
| | | Taps (total) | 11 | 115 | 126 |
| | | 2-Way Couplers | 8 | 55 | 63 |
| | | 3-Way Couplers | 1 | 2 | 3 |
| | | Strand/Trench | 3320 | 31573 | 34893 |
| | | Poles Used | 16 | 0 | 16 |
| Cables | 0 | EX QR715-AR | 3320 | 0 | 3320 |
| | | 100 Series | 1669 | 0 | 1669 |
| | | Total EX QR715-AR | 4989 | 0 | 4989 |
| | 1 | EX QR715-UG | 0 | 31573 | 31573 |

| | | | | | |
|------------|---|-------------------|----|-------|-------|
| | | 100 Series | 0 | 12549 | 12549 |
| | | Total EX QR715-UG | 0 | 44122 | 44122 |
| Connectors | 0 | QR 715 P-T | 36 | 0 | 36 |
| | 1 | QR 715 P-T | 0 | 386 | 386 |

Equipment For Network file: NEF-16.

Parameters: TACOMA-870D
 Actives: TACOMA-870D
 Taps: TACOMA-870D
 Couplers: TACOMA-870D
 Cables: TACOMA-870D

| Equipment type | Line # | Part Number | Ae - p1 | UG - p1 | Total - p1 |
|-------------------|--------|----------------|---------|---------|------------|
| Actives | 4 | BLE87S/HTX-LXX | 2 | 13 | 15 |
| | 5 | BLE87S/HAX-LXX | 0 | 4 | 4 |
| | 22 | SG4-87SS-SXX | 0 | 2 | 2 |
| | 33 | MB87S/XGAX-LXX | 2 | 4 | 6 |
| | 34 | MB87S/XGAX-LXX | 3 | 3 | 6 |
| | 35 | MB87S/XGAX-LXX | 1 | 6 | 7 |
| | 1 | Stargate 2000 | 1 | 0 | 1 |
| Reserve Gain | 1 | Stargate 2000 | 1 | 0 | 1 |
| | 4 | RA-KIT/L | 2 | 13 | 15 |
| | 5 | RA-KIT/L | 0 | 4 | 4 |
| | 22 | SG2-DFBT/* | 0 | 2 | 2 |
| | 33 | | 2 | 4 | 6 |
| | 34 | | 3 | 3 | 6 |
| Fwd Pads - Bank 1 | 35 | | 1 | 6 | 7 |
| | 1 | JXP- Z | 1 | 2 | 3 |
| | 2 | JXP- 1B | 1 | 3 | 4 |
| | 3 | JXP- 2B | 1 | 2 | 3 |
| | 4 | JXP- 3B | 1 | 1 | 2 |
| | 6 | JXP- 5B | 0 | 2 | 2 |
| | 7 | JXP- 6B | 1 | 1 | 2 |
| | 8 | JXP- 7B | 0 | 4 | 4 |
| | 9 | JXP- 8B | 1 | 0 | 1 |
| | 10 | JXP- 9B | 1 | 2 | 3 |
| | 11 | JXP- 10B | 1 | 1 | 2 |
| | 12 | JXP- 11B | 0 | 3 | 3 |
| | 13 | JXP- 12B | 0 | 6 | 6 |
| | 14 | JXP- 13B | 0 | 1 | 1 |
| | 15 | JXP- 14B | 0 | 1 | 1 |
| | 16 | JXP- 15B | 0 | 1 | 1 |
| Fwd Pads - Bank 4 | 1 | | 0 | 10 | 10 |
| Ret Pads - Bank 1 | 1 | JXP- Z | 0 | 4 | 4 |
| | 2 | JXP- 1T | 0 | 2 | 2 |
| | 3 | JXP- 2B | 0 | 5 | 5 |
| | 4 | JXP- 3B | 0 | 7 | 7 |
| | 5 | JXP- 4B | 2 | 3 | 5 |
| | 6 | JXP- 5B | 0 | 1 | 1 |
| | 7 | JXP- 6B | 2 | 1 | 3 |
| | 8 | JXP- 7B | 1 | 2 | 3 |

| | | | | | | |
|-------------------|----|---------|----------------|---|----|----|
| | 9 | JXP- | 8B | 1 | 1 | 2 |
| | 10 | JXP- | 9B | 0 | 2 | 2 |
| | 11 | JXP- | 10B | 1 | 2 | 3 |
| | 12 | JXP- | 11B | 1 | 0 | 1 |
| Ret Pads - Bank 4 | 1 | | | 0 | 10 | 10 |
| Fwd EQs - Bank 1 | 9 | SFE-87- | CS2 | 0 | 1 | 1 |
| | 10 | SFE-87- | CS1 | 0 | 1 | 1 |
| | 12 | SFE-87- | 2 | 0 | 3 | 3 |
| | 13 | SFE-87- | 4 | 0 | 7 | 7 |
| | 14 | SFE-87- | 6 | 0 | 5 | 5 |
| | 15 | SFE-87- | 8 | 0 | 2 | 2 |
| | 16 | SFE-87- | 10 | 1 | 3 | 4 |
| | 17 | SFE-87- | 12 | 0 | 1 | 1 |
| | 18 | SFE-87- | 14 | 2 | 3 | 5 |
| | 19 | SFE-87- | 16 | 1 | 0 | 1 |
| | 20 | SFE-87- | 18 | 1 | 2 | 3 |
| | 21 | SFE-87- | 20 | 0 | 2 | 2 |
| | 23 | SFE-87- | FLAG | 3 | 0 | 3 |
| Fwd EQs - Bank 4 | 0 | | VOID | 0 | 2 | 2 |
| Ret EQs - Bank 1 | 1 | SRE-S- | 0 | 0 | 3 | 3 |
| | 2 | SRE-S- | 2 | 0 | 6 | 6 |
| | 3 | SRE-S- | 4 | 0 | 8 | 8 |
| | 4 | SRE-S- | 6 | 3 | 8 | 11 |
| | 5 | SRE-S- | 8 | 5 | 5 | 10 |
| Ret EQs - Bank 4 | 0 | | VOID | 0 | 2 | 2 |
| Inline EQs | 2 | | IN-LINE SPLICE | 1 | 29 | 30 |
| 2-Port Taps | 1 | | FFT2-23K | 1 | 0 | 1 |
| | 2 | | FFT2-20K | 1 | 0 | 1 |
| | 3 | | FFT2-17K | 0 | 3 | 3 |
| | 4 | | FFT2-14K | 1 | 3 | 4 |
| | 5 | | FFT2-10K | 1 | 6 | 7 |
| | 6 | | FFT2-7K | 1 | 3 | 4 |
| | 7 | | FFT2-4TK | 5 | 11 | 16 |
| 4-Port Taps | 1 | | FFT4-23K | 0 | 1 | 1 |
| | 2 | | FFT4-20K | 3 | 8 | 11 |
| | 3 | | FFT4-17K | 1 | 14 | 15 |
| | 4 | | FFT4-14K | 0 | 7 | 7 |
| | 5 | | FFT4-10K | 2 | 17 | 19 |
| | 6 | | FFT4-7TK | 1 | 9 | 10 |
| 8-Port Taps | 1 | | FFT8-23K | 0 | 13 | 13 |
| | 2 | | FFT8-20K | 0 | 16 | 16 |
| | 3 | | FFT8-17K | 0 | 20 | 20 |
| | 4 | | FFT8-14K | 0 | 25 | 25 |
| | 5 | | FFT8-10TK | 0 | 13 | 13 |
| Couplers | 1 | | LPI100-1000 | 2 | 2 | 4 |
| | 2 | | LLS102-1000 | 4 | 12 | 16 |
| | 3 | | LLS103-1000 | 1 | 5 | 6 |

| | | | | | |
|-------------------|----|--------------------|-------|-------|-------|
| | 4 | LDC108-1000 | 3 | 8 | 11 |
| | 5 | LDC112-1000 | 0 | 1 | 1 |
| | 6 | LDC116-1000 | 2 | 2 | 4 |
| | 11 | MB-JMP | 10 | 16 | 26 |
| | 12 | MB-SP | 0 | 5 | 5 |
| | 13 | MB-DC/8 | 1 | 2 | 3 |
| | 14 | MB-DC/10 | 2 | 0 | 2 |
| | 15 | MB-DC/12 | 1 | 0 | 1 |
| Power Supplies | 1 | XM 9015 | 3 | 1 | 4 |
| Miscellaneous | 1 | HTH Conn. | 16 | 90 | 106 |
| | 2 | Splice | 0 | 3 | 3 |
| | 3 | Term. | 11 | 29 | 40 |
| | 7 | SBH-1022 | 0 | 152 | 152 |
| | 8 | SBH- 1432 | 0 | 33 | 33 |
| | 9 | PS6 | 0 | 2 | 2 |
| General BOM Info. | | Housecount | 24 | 880 | 904 |
| | | Ports | 48 | 972 | 1020 |
| | | Non-MDU Housecount | 24 | 836 | 860 |
| | | MDU Housecount | 0 | 44 | 44 |
| | | MDU Tap Ports | 0 | 14 | 14 |
| | | MDU Tap Ports Used | 0 | 4 | 4 |
| | | COM Housecount | 0 | 0 | 0 |
| | | COM Tap Ports | 0 | 0 | 0 |
| | | COM Tap Ports Used | 0 | 0 | 0 |
| | | Drop Sp. Ports | 0 | 0 | 0 |
| | | Non-Design HC | 0 | 0 | 0 |
| | | Trunk Amps | 6 | 15 | 21 |
| | | Line Extenders | 2 | 17 | 19 |
| | | Equalizers | 1 | 29 | 30 |
| | | Taps (2-Port) | 10 | 26 | 36 |
| | | Taps (4-Port) | 7 | 56 | 63 |
| | | Taps (6-Port) | 0 | 0 | 0 |
| | | Taps (8-Port) | 0 | 87 | 87 |
| | | Taps (total) | 17 | 169 | 186 |
| | | 2-Way Couplers | 21 | 48 | 69 |
| | | 3-Way Couplers | 1 | 5 | 6 |
| | | Strand/Trench | 15861 | 29769 | 45630 |
| | | Poles Used | 80 | 0 | 80 |
| Cables | 0 | EX QR715-AR | 15861 | 0 | 15861 |
| | | 100 Series | 4852 | 0 | 4852 |
| | | Total EX QR715-AR | 20713 | 0 | 20713 |
| | 1 | EX QR715-UG | 0 | 29769 | 29769 |
| | | 100 Series | 0 | 12622 | 12622 |
| | | Total EX QR715-UG | 0 | 42391 | 42391 |
| Connectors | 0 | QR 715 P-T | 72 | 0 | 72 |
| | 1 | QR 715 P-T | 0 | 342 | 342 |

Equipment For Network file: NEF-17.

Parameters: TACOMA-870D
 Actives: TACOMA-870D
 Taps: TACOMA-870D
 Couplers: TACOMA-870D
 Cables: TACOMA-870D

| Equipment type | Line # | Part Number | Ae - p1 | UG - p1 | Total - p1 | |
|-------------------|-------------------|----------------|---------------|---------|------------|---|
| Actives | 4 | BLE87S/HTX-LXX | 1 | 4 | 5 | |
| | 7 | BLE100-HSXH-F | 1 | 0 | 1 | |
| | 22 | SG4-87SS-SXX | 1 | 1 | 2 | |
| | 33 | MB87S/XGAX-LXX | 5 | 3 | 8 | |
| | 34 | MB87S/XGAX-LXX | 4 | 3 | 7 | |
| | 35 | MB87S/XGAX-LXX | 0 | 1 | 1 | |
| | | | Stargate 2000 | 1 | 0 | 1 |
| Reserve Gain | 4 | RA-KIT/L | 1 | 4 | 5 | |
| | 7 | Stargate 2000 | 1 | 0 | 1 | |
| | 22 | SG2-DFBT/* | 1 | 1 | 2 | |
| | 33 | | 5 | 3 | 8 | |
| | 34 | | 4 | 3 | 7 | |
| | 35 | | 0 | 1 | 1 | |
| Fwd Pads - Bank 1 | 1 | JXP- Z | 2 | 0 | 2 | |
| | 2 | JXP- 1B | 1 | 1 | 2 | |
| | 3 | JXP- 2B | 1 | 0 | 1 | |
| | 4 | JXP- 3B | 2 | 0 | 2 | |
| | 5 | JXP- 4B | 0 | 1 | 1 | |
| | 6 | JXP- 5B | 1 | 1 | 2 | |
| | 7 | JXP- 6B | 1 | 0 | 1 | |
| | 8 | JXP- 7B | 0 | 1 | 1 | |
| | 9 | JXP- 8B | 0 | 2 | 2 | |
| | 10 | JXP- 9B | 0 | 2 | 2 | |
| | 13 | JXP- 12B | 1 | 0 | 1 | |
| | 14 | JXP- 13B | 1 | 1 | 2 | |
| | 15 | JXP- 14B | 1 | 0 | 1 | |
| | 17 | JXP- FLAG | 0 | 2 | 2 | |
| Fwd Pads - Bank 4 | 1 | | 4 | 2 | 6 | |
| Ret Pads - Bank 1 | 1 | JXP- Z | 1 | 4 | 5 | |
| | 2 | JXP- 1T | 2 | 2 | 4 | |
| | 4 | JXP- 3B | 2 | 0 | 2 | |
| | 5 | JXP- 4B | 0 | 1 | 1 | |
| | 6 | JXP- 5B | 5 | 1 | 6 | |
| | 7 | JXP- 6B | 0 | 1 | 1 | |
| | 8 | JXP- 7B | 1 | 0 | 1 | |
| | 10 | JXP- 9B | 0 | 2 | 2 | |
| | Ret Pads - Bank 4 | 1 | | 4 | 2 | 6 |
| | Fwd EQs - Bank 1 | 10 | SFE-87- CS1 | 0 | 2 | 2 |

| | | | | | | |
|------------------|----|----------------|----|----|----|----|
| | 12 | SFE-87- | 2 | 1 | 1 | 2 |
| | 13 | SFE-87- | 4 | 1 | 3 | 4 |
| | 15 | SFE-87- | 8 | 1 | 1 | 2 |
| | 16 | SFE-87- | 10 | 2 | 0 | 2 |
| | 17 | SFE-87- | 12 | 0 | 3 | 3 |
| | 18 | SFE-87- | 14 | 0 | 1 | 1 |
| | 20 | SFE-87- | 18 | 1 | 0 | 1 |
| | 21 | SFE-87- | 20 | 3 | 0 | 3 |
| | 22 | SFE-87- | 22 | 2 | 0 | 2 |
| Fwd EQs - Bank 4 | 0 | VOID | | 1 | 1 | 2 |
| Ret EQs - Bank 1 | 2 | SRE-S- | 2 | 0 | 1 | 1 |
| | 3 | SRE-S- | 4 | 3 | 7 | 10 |
| | 4 | SRE-S- | 6 | 3 | 3 | 6 |
| | 5 | SRE-S- | 8 | 5 | 0 | 5 |
| Ret EQs - Bank 4 | 0 | VOID | | 1 | 1 | 2 |
| Feeder makers | 1 | | | 1 | 0 | 1 |
| Inline EQs | 2 | IN-LINE SPLICE | | 2 | 8 | 10 |
| 2-Port Taps | 1 | FFT2-23K | | 0 | 1 | 1 |
| | 2 | FFT2-20K | | 2 | 0 | 2 |
| | 3 | FFT2-17K | | 2 | 4 | 6 |
| | 4 | FFT2-14K | | 0 | 5 | 5 |
| | 5 | FFT2-10K | | 5 | 3 | 8 |
| | 6 | FFT2-7K | | 2 | 2 | 4 |
| | 7 | FFT2-4TK | | 9 | 2 | 11 |
| 4-Port Taps | 1 | FFT4-23K | | 8 | 2 | 10 |
| | 2 | FFT4-20K | | 11 | 5 | 16 |
| | 3 | FFT4-17K | | 12 | 6 | 18 |
| | 4 | FFT4-14K | | 8 | 7 | 15 |
| | 5 | FFT4-10K | | 9 | 8 | 17 |
| | 6 | FFT4-7TK | | 6 | 10 | 16 |
| 8-Port Taps | 1 | FFT8-23K | | 0 | 1 | 1 |
| | 2 | FFT8-20K | | 0 | 2 | 2 |
| | 3 | FFT8-17K | | 1 | 2 | 3 |
| | 4 | FFT8-14K | | 1 | 1 | 2 |
| | 5 | FFT8-10TK | | 1 | 3 | 4 |
| Couplers | 1 | LPI100-1000 | | 2 | 1 | 3 |
| | 2 | LLS102-1000 | | 4 | 7 | 11 |
| | 3 | LLS103-1000 | | 0 | 1 | 1 |
| | 4 | LDC108-1000 | | 2 | 4 | 6 |
| | 5 | LDC112-1000 | | 5 | 3 | 8 |
| | 6 | LDC116-1000 | | 2 | 1 | 3 |
| | 11 | MB-JMP | | 10 | 8 | 18 |
| | 12 | MB-SP | | 2 | 4 | 6 |
| | 13 | MB-DC/8 | | 0 | 1 | 1 |
| | 14 | MB-DC/10 | | 2 | 0 | 2 |
| | 15 | MB-DC/12 | | 2 | 0 | 2 |
| Power Supplies | 1 | XM 9015 | | 2 | 1 | 3 |

| | | | | | |
|-------------------|-------------------|--------------------|-------|-------|-------|
| Miscellaneous | 1 | HTH Conn. | 21 | 20 | 41 |
| | 2 | Splice | 1 | 5 | 6 |
| | 3 | Term. | 12 | 16 | 28 |
| | 7 | SBH-1022 | 0 | 76 | 76 |
| | 8 | SBH- 1432 | 0 | 13 | 13 |
| | 9 | PS6 | 0 | 1 | 1 |
| General BOM Info. | | Housecount | 172 | 194 | 366 |
| | | Ports | 280 | 258 | 538 |
| | | Non-MDU Housecount | 172 | 194 | 366 |
| | | MDU Housecount | 0 | 0 | 0 |
| | | MDU Tap Ports | 0 | 0 | 0 |
| | | MDU Tap Ports Used | 0 | 0 | 0 |
| | | COM Housecount | 0 | 0 | 0 |
| | | COM Tap Ports | 0 | 0 | 0 |
| | | COM Tap Ports Used | 0 | 0 | 0 |
| | | Drop Sp. Ports | 0 | 0 | 0 |
| | | Non-Design HC | 0 | 0 | 0 |
| | | Trunk Amps | 10 | 8 | 18 |
| | | Line Extenders | 2 | 4 | 6 |
| | | Equalizers | 2 | 8 | 10 |
| | | Taps (2-Port) | 20 | 17 | 37 |
| | | Taps (4-Port) | 54 | 38 | 92 |
| | | Taps (6-Port) | 0 | 0 | 0 |
| | | Taps (8-Port) | 3 | 9 | 12 |
| | | Taps (total) | 77 | 64 | 141 |
| | | 2-Way Couplers | 31 | 29 | 60 |
| | 3-Way Couplers | 0 | 1 | 1 | |
| | Strand/Trench | 16176 | 13359 | 29535 | |
| | Poles Used | 101 | 0 | 101 | |
| Cables | 0 | EX QR715-AR | 16176 | 0 | 16176 |
| | | 100 Series | 4158 | 0 | 4158 |
| | | Total EX QR715-AR | 20334 | 0 | 20334 |
| | 1 | EX QR715-UG | 0 | 13359 | 13359 |
| | | 100 Series | 0 | 4966 | 4966 |
| | Total EX QR715-UG | 0 | 18325 | 18325 | |
| Connectors | 0 | QR 715 P-T | 191 | 0 | 191 |
| | 1 | QR 715 P-T | 0 | 169 | 169 |

Equipment For Network file: NEF-18.

Parameters: TACOMA-870D
 Actives: TACOMA-870D
 Taps: TACOMA-870D
 Couplers: TACOMA-870D
 Cables: TACOMA-870D

| Equipment type | Line # | Part Number | Ae - p1 | UG - p1 | Total - p1 | |
|-------------------|--------------|----------------|----------|---------|------------|---|
| Actives | 4 | BLE87S/HTX-LXX | 4 | 3 | 7 | |
| | 7 | BLE100-HSXH-F | 1 | 3 | 4 | |
| | 8 | BLE100-HSXH-F | 0 | 1 | 1 | |
| | 14 | MBS/XGAX | 5 | 0 | 5 | |
| | 15 | MBS/XGAX | 3 | 0 | 3 | |
| | 16 | MBS/XGAX | 2 | 0 | 2 | |
| | 17 | MBS/XGAX | 1 | 1 | 2 | |
| | 22 | SG4-87SS-SXX | 2 | 0 | 2 | |
| | 35 | MB87S/XGAX-LXX | 0 | 1 | 1 | |
| | 42 | MB100S-2HSXH-F | 0 | 1 | 1 | |
| | 43 | MB100S-2HSXH-F | 0 | 1 | 1 | |
| | 44 | MB100S-2HSXH-F | 0 | 2 | 2 | |
| | Reserve Gain | 4 | RA-KIT/L | 4 | 3 | 7 |
| | | 7 | | 1 | 3 | 4 |
| | | 8 | | 0 | 1 | 1 |
| 14 | | | 5 | 0 | 5 | |
| 15 | | | 3 | 0 | 3 | |
| 16 | | | 2 | 0 | 2 | |
| 17 | | | 1 | 1 | 2 | |
| 22 | | SG2-DFBT/* | 2 | 0 | 2 | |
| 35 | | | 0 | 1 | 1 | |
| 42 | | | 0 | 1 | 1 | |
| 43 | | | 0 | 1 | 1 | |
| 44 | | | 0 | 2 | 2 | |
| Fwd Pads - Bank 1 | | 1 | JXP- Z | 1 | 0 | 1 |
| | | 2 | JXP- 1B | 2 | 0 | 2 |
| | | 3 | JXP- 2B | 2 | 2 | 4 |
| | 4 | JXP- 3B | 2 | 1 | 3 | |
| | 5 | JXP- 4B | 2 | 1 | 3 | |
| | 6 | JXP- 5B | 0 | 3 | 3 | |
| | 7 | JXP- 6B | 1 | 1 | 2 | |
| | 8 | JXP- 7B | 0 | 3 | 3 | |
| | 9 | JXP- 8B | 1 | 1 | 2 | |
| | 10 | JXP- 9B | 1 | 0 | 1 | |
| | 11 | JXP- 10B | 1 | 0 | 1 | |
| | 12 | JXP- 11B | 2 | 0 | 2 | |
| | 14 | JXP- 13B | 1 | 0 | 1 | |
| | 15 | JXP- 14B | 0 | 1 | 1 | |

| | | | | | | |
|-------------------|----|---------|----------------|---|----|----|
| Fwd Pads - Bank 4 | 1 | | | 2 | 0 | 2 |
| Ret Pads - Bank 1 | 3 | JXP- | 2B | 2 | 1 | 3 |
| | 4 | JXP- | 3B | 2 | 0 | 2 |
| | 5 | JXP- | 4B | 4 | 1 | 5 |
| | 6 | JXP- | 5B | 3 | 3 | 6 |
| | 7 | JXP- | 6B | 2 | 1 | 3 |
| | 8 | JXP- | 7B | 0 | 2 | 2 |
| | 9 | JXP- | 8B | 1 | 1 | 2 |
| | 10 | JXP- | 9B | 2 | 1 | 3 |
| | 11 | JXP- | 10B | 0 | 2 | 2 |
| | 15 | JXP- | 14B | 0 | 1 | 1 |
| Ret Pads - Bank 4 | 1 | | | 2 | 0 | 2 |
| Fwd EQs - Bank 1 | 10 | SFE-87- | CS1 | 1 | 0 | 1 |
| | 11 | SFE-87- | 0 | 1 | 0 | 1 |
| | 12 | SFE-87- | 2 | 0 | 1 | 1 |
| | 13 | SFE-87- | 4 | 3 | 1 | 4 |
| | 14 | SFE-87- | 6 | 1 | 0 | 1 |
| | 15 | SFE-87- | 8 | 1 | 1 | 2 |
| | 16 | SFE-87- | 10 | 0 | 1 | 1 |
| | 17 | SFE-87- | 12 | 2 | 1 | 3 |
| | 18 | SFE-87- | 14 | 1 | 4 | 5 |
| | 19 | SFE-87- | 16 | 1 | 1 | 2 |
| | 20 | SFE-87- | 18 | 1 | 2 | 3 |
| | 21 | SFE-87- | 20 | 2 | 0 | 2 |
| | 22 | SFE-87- | 22 | 2 | 1 | 3 |
| Fwd EQs - Bank 4 | 0 | | VOID | 2 | 0 | 2 |
| Ret EQs - Bank 1 | 2 | SRE-S- | 2 | 3 | 0 | 3 |
| | 3 | SRE-S- | 4 | 3 | 4 | 7 |
| | 4 | SRE-S- | 6 | 3 | 6 | 9 |
| | 5 | SRE-S- | 8 | 7 | 3 | 10 |
| Ret EQs - Bank 4 | 0 | | VOID | 2 | 0 | 2 |
| Inline EQs | 2 | | IN-LINE SPLICE | 5 | 18 | 23 |
| | 3 | | | 0 | 9 | 9 |
| 2-Port Taps | 1 | FFT2- | 23K | 0 | 1 | 1 |
| | 2 | FFT2- | 20K | 1 | 1 | 2 |
| | 3 | FFT2- | 17K | 4 | 3 | 7 |
| | 4 | FFT2- | 14K | 6 | 2 | 8 |
| | 5 | FFT2- | 10K | 6 | 4 | 10 |
| | 6 | FFT2- | 7K | 1 | 1 | 2 |
| | 7 | FFT2- | 4TK | 5 | 13 | 18 |
| 4-Port Taps | 1 | FFT4- | 23K | 8 | 1 | 9 |
| | 2 | FFT4- | 20K | 5 | 1 | 6 |
| | 3 | FFT4- | 17K | 9 | 1 | 10 |
| | 4 | FFT4- | 14K | 9 | 5 | 14 |
| | 5 | FFT4- | 10K | 9 | 6 | 15 |
| | 6 | FFT4- | 7TK | 3 | 5 | 8 |
| 8-Port Taps | 1 | FFT8- | 23K | 0 | 1 | 1 |

| | | | | | |
|-------------------|----|--------------------|-------|-------|-------|
| | 4 | FFT8-14K | 1 | 0 | 1 |
| | 5 | FFT8-10TK | 0 | 1 | 1 |
| Couplers | 1 | LPI100-1000 | 1 | 0 | 1 |
| | 2 | LLS102-1000 | 13 | 13 | 26 |
| | 3 | LLS103-1000 | 2 | 3 | 5 |
| | 4 | LDC108-1000 | 2 | 3 | 5 |
| | 5 | LDC112-1000 | 1 | 0 | 1 |
| | 6 | LDC116-1000 | 2 | 0 | 2 |
| | 11 | MB-JMP | 20 | 5 | 25 |
| | 12 | MB-SP | 8 | 0 | 8 |
| | 13 | MB-DC/8 | 1 | 1 | 2 |
| | 15 | MB-DC/12 | 0 | 1 | 1 |
| Power Supplies | 1 | XM 9015 | 2 | 0 | 2 |
| Miscellaneous | 1 | HTH Conn. | 26 | 18 | 44 |
| | 2 | Splice | 3 | 2 | 5 |
| | 3 | Term. | 22 | 23 | 45 |
| | 7 | SBH-1022 | 0 | 78 | 78 |
| | 8 | SBH- 1432 | 0 | 14 | 14 |
| General BOM Info. | | Housecount | 114 | 100 | 214 |
| | | Ports | 226 | 142 | 368 |
| | | Non-MDU Housecount | 114 | 42 | 156 |
| | | MDU Housecount | 0 | 58 | 58 |
| | | MDU Tap Ports | 0 | 14 | 14 |
| | | MDU Tap Ports Used | 0 | 7 | 7 |
| | | COM Housecount | 0 | 0 | 0 |
| | | COM Tap Ports | 0 | 0 | 0 |
| | | COM Tap Ports Used | 0 | 0 | 0 |
| | | Drop Sp. Ports | 0 | 0 | 0 |
| | | Non-Design HC | 0 | 0 | 0 |
| | | Trunk Amps | 13 | 6 | 19 |
| | | Line Extenders | 5 | 7 | 12 |
| | | Equalizers | 5 | 27 | 32 |
| | | Taps (2-Port) | 23 | 25 | 48 |
| | | Taps (4-Port) | 43 | 19 | 62 |
| | | Taps (6-Port) | 0 | 0 | 0 |
| | | Taps (8-Port) | 1 | 2 | 3 |
| | | Taps (total) | 67 | 46 | 113 |
| | | 2-Way Couplers | 41 | 23 | 64 |
| | | 3-Way Couplers | 2 | 3 | 5 |
| | | Strand/Trench | 17050 | 21276 | 38326 |
| | | Poles Used | 108 | 0 | 108 |
| Cables | 0 | EX QR715-AR | 16885 | 0 | 16885 |
| | | 100 Series | 14541 | 0 | 14541 |
| | | Total EX QR715-AR | 31426 | 0 | 31426 |
| | 14 | NW QR320 AR | 165 | 0 | 165 |
| | | Total NW QR320 AR | 165 | 0 | 165 |
| | 1 | EX QR715-UG | 0 | 21276 | 21276 |

| | | | | | |
|------------|----|-------------------|-----|-------|-------|
| | | 100 Series | 0 | 3453 | 3453 |
| | | Total EX QR715-UG | 0 | 24729 | 24729 |
| Connectors | 0 | QR 715 P-T | 192 | 0 | 192 |
| | 14 | | 2 | 0 | 2 |
| | 1 | QR 715 P-T | 0 | 185 | 185 |

Equipment For Network file: NEF-19.

Parameters: TACOMA-870D
 Actives: TACOMA-870D
 Taps: TACOMA-870D
 Couplers: TACOMA-870D
 Cables: TACOMA-870D

| Equipment type | Line # | Part Number | Ae - p1 | UG - p1 | Total - p1 | |
|-------------------|-------------------|----------------|----------|---------|------------|----|
| Actives | 4 | BLE87S/HTX-LXX | 12 | 1 | 13 | |
| | 5 | BLE87S/HAX-LXX | 4 | 0 | 4 | |
| | 7 | BLE100-HSXH-F | 2 | 0 | 2 | |
| | 10 | BLE87S/HXX-CWS | 0 | 7 | 7 | |
| | 22 | SG4-87SS-SXX | 1 | 0 | 1 | |
| | 33 | MB87S/XGAX-LXX | 6 | 0 | 6 | |
| | 34 | MB87S/XGAX-LXX | 5 | 0 | 5 | |
| | 35 | MB87S/XGAX-LXX | 2 | 0 | 2 | |
| | 37 | MB87S/XGAX-HXX | 0 | 1 | 1 | |
| | 38 | MB87S/XGAX-HXX | 0 | 3 | 3 | |
| | 43 | MB100S-2HSXH-F | 0 | 1 | 1 | |
| | Reserve Gain | 4 | RA-KIT/L | 12 | 1 | 13 |
| | | 5 | RA-KIT/L | 4 | 0 | 4 |
| | | 7 | | 2 | 0 | 2 |
| 10 | | RA-KIT/L | 0 | 7 | 7 | |
| 22 | | SG2-DFBT/* | 1 | 0 | 1 | |
| 33 | | | 6 | 0 | 6 | |
| 34 | | | 5 | 0 | 5 | |
| 35 | | | 2 | 0 | 2 | |
| 37 | | | 0 | 1 | 1 | |
| 38 | | | 0 | 3 | 3 | |
| Fwd Pads - Bank 1 | 43 | | 0 | 1 | 1 | |
| | 2 | JXP- 1B | 0 | 3 | 3 | |
| | 3 | JXP- 2B | 1 | 0 | 1 | |
| | 4 | JXP- 3B | 2 | 0 | 2 | |
| | 5 | JXP- 4B | 1 | 0 | 1 | |
| | 7 | JXP- 6B | 1 | 1 | 2 | |
| | 8 | JXP- 7B | 6 | 1 | 7 | |
| | 9 | JXP- 8B | 3 | 0 | 3 | |
| | 10 | JXP- 9B | 3 | 0 | 3 | |
| | 11 | JXP- 10B | 2 | 0 | 2 | |
| | 12 | JXP- 11B | 3 | 0 | 3 | |
| | 13 | JXP- 12B | 3 | 1 | 4 | |
| | 14 | JXP- 13B | 4 | 1 | 5 | |
| | 15 | JXP- 14B | 1 | 3 | 4 | |
| | 16 | JXP- 15B | 0 | 3 | 3 | |
| | 17 | JXP- FLAG | 1 | 0 | 1 | |
| | Fwd Pads - Bank 4 | 1 | | 5 | 1 | 6 |

| | | | | | | |
|-------------------|----|---------|----------------|----|----|----|
| Ret Pads - Bank 1 | 2 | JXP- | 1T | 3 | 0 | 3 |
| | 3 | JXP- | 2B | 1 | 2 | 3 |
| | 4 | JXP- | 3B | 1 | 1 | 2 |
| | 5 | JXP- | 4B | 7 | 0 | 7 |
| | 6 | JXP- | 5B | 5 | 2 | 7 |
| | 7 | JXP- | 6B | 3 | 2 | 5 |
| | 8 | JXP- | 7B | 4 | 5 | 9 |
| | 9 | JXP- | 8B | 3 | 1 | 4 |
| | 10 | JXP- | 9B | 2 | 0 | 2 |
| | 11 | JXP- | 10B | 1 | 0 | 1 |
| | 12 | JXP- | 11B | 1 | 0 | 1 |
| Ret Pads - Bank 4 | 1 | | | 5 | 1 | 6 |
| Fwd EQs - Bank 1 | 8 | SFE-87- | CS3 | 1 | 0 | 1 |
| | 9 | SFE-87- | CS2 | 0 | 1 | 1 |
| | 10 | SFE-87- | CS1 | 0 | 3 | 3 |
| | 11 | SFE-87- | 0 | 0 | 1 | 1 |
| | 12 | SFE-87- | 2 | 7 | 3 | 10 |
| | 13 | SFE-87- | 4 | 4 | 0 | 4 |
| | 14 | SFE-87- | 6 | 4 | 0 | 4 |
| | 15 | SFE-87- | 8 | 3 | 0 | 3 |
| | 16 | SFE-87- | 10 | 3 | 0 | 3 |
| | 17 | SFE-87- | 12 | 4 | 0 | 4 |
| | 18 | SFE-87- | 14 | 2 | 0 | 2 |
| | 19 | SFE-87- | 16 | 0 | 3 | 3 |
| | 20 | SFE-87- | 18 | 0 | 1 | 1 |
| | 21 | SFE-87- | 20 | 3 | 1 | 4 |
| Fwd EQs - Bank 4 | 0 | | VOID | 1 | 0 | 1 |
| Ret EQs - Bank 1 | 1 | SRE-S- | 0 | 1 | 0 | 1 |
| | 2 | SRE-S- | 2 | 6 | 6 | 12 |
| | 3 | SRE-S- | 4 | 10 | 2 | 12 |
| | 4 | SRE-S- | 6 | 11 | 1 | 12 |
| | 5 | SRE-S- | 8 | 3 | 4 | 7 |
| Ret EQs - Bank 4 | 0 | | VOID | 1 | 0 | 1 |
| Inline EQs | 2 | | IN-LINE SPLICE | 1 | 1 | 2 |
| | 3 | | | 0 | 1 | 1 |
| | 4 | | | 2 | 1 | 3 |
| 2-Port Taps | 3 | FFT2- | 17K | 1 | 0 | 1 |
| | 5 | FFT2- | 10K | 2 | 5 | 7 |
| | 6 | FFT2- | 7K | 1 | 1 | 2 |
| | 7 | FFT2- | 4TK | 3 | 3 | 6 |
| 4-Port Taps | 1 | FFT4- | 23K | 10 | 3 | 13 |
| | 2 | FFT4- | 20K | 19 | 4 | 23 |
| | 3 | FFT4- | 17K | 27 | 4 | 31 |
| | 4 | FFT4- | 14K | 25 | 8 | 33 |
| | 5 | FFT4- | 10K | 19 | 13 | 32 |
| | 6 | FFT4- | 7TK | 5 | 7 | 12 |
| 8-Port Taps | 1 | FFT8- | 23K | 1 | 0 | 1 |

| | | | | | |
|-------------------|----|--------------------|-------|-------|-------|
| | 2 | FFT8-20K | 0 | 1 | 1 |
| | 3 | FFT8-17K | 1 | 0 | 1 |
| | 4 | FFT8-14K | 2 | 11 | 13 |
| | 5 | FFT8-10TK | 4 | 10 | 14 |
| Couplers | 1 | LPI100-1000 | 3 | 1 | 4 |
| | 2 | LLS102-1000 | 23 | 14 | 37 |
| | 3 | LLS103-1000 | 6 | 3 | 9 |
| | 4 | LDC108-1000 | 3 | 0 | 3 |
| | 6 | LDC116-1000 | 3 | 0 | 3 |
| | 11 | MB-JMP | 18 | 5 | 23 |
| | 12 | MB-SP | 8 | 3 | 11 |
| | 13 | MB-DC/8 | 0 | 1 | 1 |
| | 16 | MDU-JMP | 18 | 0 | 18 |
| Power Supplies | 1 | XM 9015 | 4 | 0 | 4 |
| Miscellaneous | 1 | HTH Conn. | 58 | 39 | 97 |
| | 2 | Splice | 2 | 5 | 7 |
| | 3 | Term. | 38 | 28 | 66 |
| | 7 | SBH-1022 | 0 | 65 | 65 |
| | 8 | SBH- 1432 | 0 | 17 | 17 |
| General BOM Info. | | Housecount | 293 | 499 | 792 |
| | | Ports | 498 | 350 | 848 |
| | | Non-MDU Housecount | 293 | 200 | 493 |
| | | MDU Housecount | 0 | 299 | 299 |
| | | MDU Tap Ports | 0 | 94 | 94 |
| | | MDU Tap Ports Used | 0 | 19 | 19 |
| | | COM Housecount | 0 | 0 | 0 |
| | | COM Tap Ports | 0 | 0 | 0 |
| | | COM Tap Ports Used | 0 | 0 | 0 |
| | | Drop Sp. Ports | 0 | 0 | 0 |
| | | Non-Design HC | 0 | 0 | 0 |
| | | Trunk Amps | 14 | 5 | 19 |
| | | Line Extenders | 18 | 8 | 26 |
| | | Equalizers | 3 | 3 | 6 |
| | | Taps (2-Port) | 7 | 9 | 16 |
| | | Taps (4-Port) | 105 | 39 | 144 |
| | | Taps (6-Port) | 0 | 0 | 0 |
| | | Taps (8-Port) | 8 | 22 | 30 |
| | | Taps (total) | 120 | 70 | 190 |
| | | 2-Way Couplers | 57 | 24 | 81 |
| | | 3-Way Couplers | 6 | 3 | 9 |
| | | Strand/Trench | 28409 | 12070 | 40479 |
| | | Poles Used | 176 | 0 | 176 |
| Cables | 0 | EX QR715-AR | 27992 | 0 | 27992 |
| | | 100 Series | 13962 | 0 | 13962 |
| | | 500 Series | 150 | 0 | 150 |
| | | Total EX QR715-AR | 42104 | 0 | 42104 |
| | 10 | 400 Series | 417 | 0 | 417 |

| | | | | | |
|------------|----|-------------------|-----|-------|-------|
| | | Total NW QR715-AR | 417 | 0 | 417 |
| | 1 | EX QR715-UG | 0 | 4756 | 4756 |
| | | 100 Series | 0 | 782 | 782 |
| | | 200 Series | 0 | 60 | 60 |
| | | 400 Series | 0 | 7254 | 7254 |
| | | 500 Series | 0 | 2536 | 2536 |
| | | Total EX QR715-UG | 0 | 15388 | 15388 |
| Connectors | 0 | QR 715 P-T | 327 | 0 | 327 |
| | 10 | QR 715 P-T | 2 | 0 | 2 |
| | 1 | QR 715 P-T | 0 | 134 | 134 |

Equipment For Network file: NEF-20.

Parameters: TACOMA-870D
 Actives: TACOMA-870D
 Taps: TACOMA-870D
 Couplers: TACOMA-870D
 Cables: TACOMA-870D

| Equipment type | Line # | Part Number | Ae - p1 | UG - p1 | Total - p1 |
|-------------------|-------------------|----------------|----------|---------|------------|
| Actives | 4 | BLE87S/HTX-LXX | 10 | 0 | 10 |
| | 5 | BLE87S/HAX-LXX | 1 | 1 | 2 |
| | 14 | MBS/XGAX | 6 | 0 | 6 |
| | 15 | MBS/XGAX | 3 | 0 | 3 |
| | 16 | MBS/XGAX | 1 | 0 | 1 |
| | 18 | MBS/XGAX CWS | 1 | 0 | 1 |
| | 19 | MBS/XGAX CWS | 1 | 0 | 1 |
| | 22 | SG4-87SS-SXX | 1 | 0 | 1 |
| | 42 | MB100S-2HSXH-F | 0 | 1 | 1 |
| | Reserve Gain | 4 | RA-KIT/L | 10 | 0 |
| 5 | | RA-KIT/L | 1 | 1 | 2 |
| 14 | | | 6 | 0 | 6 |
| 15 | | | 3 | 0 | 3 |
| 16 | | | 1 | 0 | 1 |
| 18 | | | 1 | 0 | 1 |
| 19 | | | 1 | 0 | 1 |
| 22 | | SG2-DFBT/* | 1 | 0 | 1 |
| 42 | | | 0 | 1 | 1 |
| Fwd Pads - Bank 1 | | 2 | JXP- 1B | 1 | 0 |
| | 3 | JXP- 2B | 2 | 0 | 2 |
| | 4 | JXP- 3B | 1 | 0 | 1 |
| | 5 | JXP- 4B | 1 | 0 | 1 |
| | 6 | JXP- 5B | 2 | 0 | 2 |
| | 7 | JXP- 6B | 1 | 0 | 1 |
| | 8 | JXP- 7B | 3 | 1 | 4 |
| | 9 | JXP- 8B | 2 | 1 | 3 |
| | 10 | JXP- 9B | 1 | 0 | 1 |
| | 11 | JXP- 10B | 1 | 0 | 1 |
| | 12 | JXP- 11B | 1 | 0 | 1 |
| | 13 | JXP- 12B | 2 | 0 | 2 |
| | 14 | JXP- 13B | 1 | 0 | 1 |
| | 15 | JXP- 14B | 4 | 0 | 4 |
| | Fwd Pads - Bank 4 | 1 | | 2 | 4 |
| Ret Pads - Bank 1 | 4 | JXP- 3B | 5 | 0 | 5 |
| | 5 | JXP- 4B | 5 | 1 | 6 |
| | 6 | JXP- 5B | 2 | 0 | 2 |
| | 7 | JXP- 6B | 4 | 0 | 4 |
| | 8 | JXP- 7B | 2 | 0 | 2 |

| | | | | | | |
|-------------------|----|---------|----------------|----|---|----|
| | 10 | JXP- | 9B | 4 | 1 | 5 |
| | 12 | JXP- | 11B | 1 | 0 | 1 |
| Ret Pads - Bank 4 | 1 | | | 2 | 4 | 6 |
| Fwd EQs - Bank 1 | 10 | SFE-87- | CS1 | 2 | 0 | 2 |
| | 11 | SFE-87- | 0 | 2 | 0 | 2 |
| | 12 | SFE-87- | 2 | 2 | 0 | 2 |
| | 13 | SFE-87- | 4 | 2 | 0 | 2 |
| | 14 | SFE-87- | 6 | 3 | 1 | 4 |
| | 15 | SFE-87- | 8 | 4 | 0 | 4 |
| | 16 | SFE-87- | 10 | 2 | 0 | 2 |
| | 18 | SFE-87- | 14 | 1 | 0 | 1 |
| | 19 | SFE-87- | 16 | 2 | 0 | 2 |
| | 20 | SFE-87- | 18 | 1 | 1 | 2 |
| | 22 | SFE-87- | 22 | 2 | 0 | 2 |
| Fwd EQs - Bank 4 | 0 | | VOID | 1 | 0 | 1 |
| Ret EQs - Bank 1 | 2 | SRE-S- | 2 | 6 | 1 | 7 |
| | 3 | SRE-S- | 4 | 4 | 0 | 4 |
| | 4 | SRE-S- | 6 | 8 | 0 | 8 |
| | 5 | SRE-S- | 8 | 5 | 1 | 6 |
| Ret EQs - Bank 4 | 0 | | VOID | 1 | 0 | 1 |
| Inline EQs | 2 | | IN-LINE SPLICE | 3 | 4 | 7 |
| 2-Port Taps | 3 | | FFT2-17K | 1 | 0 | 1 |
| | 5 | | FFT2-10K | 3 | 2 | 5 |
| | 7 | | FFT2-4TK | 3 | 2 | 5 |
| 4-Port Taps | 1 | | FFT4-23K | 9 | 0 | 9 |
| | 2 | | FFT4-20K | 9 | 0 | 9 |
| | 3 | | FFT4-17K | 15 | 0 | 15 |
| | 4 | | FFT4-14K | 11 | 0 | 11 |
| | 5 | | FFT4-10K | 11 | 4 | 15 |
| | 6 | | FFT4-7TK | 7 | 9 | 16 |
| 8-Port Taps | 1 | | FFT8-23K | 1 | 1 | 2 |
| | 2 | | FFT8-20K | 0 | 1 | 1 |
| | 4 | | FFT8-14K | 1 | 0 | 1 |
| | 5 | | FFT8-10TK | 0 | 1 | 1 |
| Couplers | 1 | | LPI100-1000 | 3 | 0 | 3 |
| | 2 | | LLS102-1000 | 19 | 3 | 22 |
| | 3 | | LLS103-1000 | 3 | 1 | 4 |
| | 4 | | LDC108-1000 | 1 | 3 | 4 |
| | 5 | | LDC112-1000 | 0 | 1 | 1 |
| | 6 | | LDC116-1000 | 3 | 0 | 3 |
| | 11 | | MB-JMP | 14 | 1 | 15 |
| | 12 | | MB-SP | 5 | 1 | 6 |
| | 15 | | MB-DC/12 | 0 | 1 | 1 |
| | 16 | | MDU-JMP | 1 | 0 | 1 |
| Power Supplies | 1 | | XM 9015 | 3 | 0 | 3 |
| Miscellaneous | 1 | | HTH Conn. | 36 | 3 | 39 |
| | 2 | | Splice | 0 | 2 | 2 |

| | | | | | |
|-------------------|---|--------------------|-------|------|-------|
| | 3 | Term. | 25 | 11 | 36 |
| | 7 | SBH-1022 | 0 | 31 | 31 |
| | 8 | SBH- 1432 | 0 | 2 | 2 |
| General BOM Info. | | Housecount | 120 | 27 | 147 |
| | | Ports | 278 | 84 | 362 |
| | | Non-MDU Housecount | 120 | 16 | 136 |
| | | MDU Housecount | 0 | 11 | 11 |
| | | MDU Tap Ports | 0 | 8 | 8 |
| | | MDU Tap Ports Used | 0 | 1 | 1 |
| | | COM Housecount | 0 | 0 | 0 |
| | | COM Tap Ports | 0 | 0 | 0 |
| | | COM Tap Ports Used | 0 | 0 | 0 |
| | | Drop Sp. Ports | 0 | 0 | 0 |
| | | Non-Design HC | 0 | 0 | 0 |
| | | Trunk Amps | 13 | 1 | 14 |
| | | Line Extenders | 11 | 1 | 12 |
| | | Equalizers | 3 | 4 | 7 |
| | | Taps (2-Port) | 7 | 4 | 11 |
| | | Taps (4-Port) | 62 | 13 | 75 |
| | | Taps (6-Port) | 0 | 0 | 0 |
| | | Taps (8-Port) | 2 | 3 | 5 |
| | | Taps (total) | 71 | 20 | 91 |
| | | 2-Way Couplers | 45 | 10 | 55 |
| | | 3-Way Couplers | 3 | 1 | 4 |
| | | Strand/Trench | 21149 | 6398 | 27547 |
| | | Poles Used | 136 | 0 | 136 |
| Cables | 0 | EX QR715-AR | 21149 | 0 | 21149 |
| | | 100 Series | 13855 | 0 | 13855 |
| | | Total EX QR715-AR | 35004 | 0 | 35004 |
| | 1 | EX QR715-UG | 0 | 6398 | 6398 |
| | | 100 Series | 0 | 1105 | 1105 |
| | | Total EX QR715-UG | 0 | 7503 | 7503 |
| Connectors | 0 | QR 715 P-T | 195 | 0 | 195 |
| | 1 | QR 715 P-T | 0 | 66 | 66 |

Equipment For Network file: NW-01.

Parameters: TACOMA-750
 Actives: TACOMA-750
 Taps: TACOMA-750
 Couplers: TACOMA-750
 Cables: TACOMA-750

| Equipment type | Line # | Part Number | Ae - p1 | UG - p1 | Total - p1 |
|-------------------|-------------------|---------------|---------|---------|------------|
| Actives | 1 | BLE 750-SH | 10 | 6 | 16 |
| | 13 | MB 750-SH | 10 | 0 | 10 |
| | 14 | MB 750-SH | 11 | 2 | 13 |
| | 15 | MB 750-SH | 3 | 4 | 7 |
| | 16 | MB 750-SH | 0 | 2 | 2 |
| | 32 | Stargate 4000 | 1 | 0 | 1 |
| Reserve Gain | 1 | BLE-750 AR | 10 | 6 | 16 |
| | 13 | MB-750 AR | 10 | 0 | 10 |
| | 14 | MB-750 AR | 11 | 2 | 13 |
| | 15 | MB-750 AR | 3 | 4 | 7 |
| | 16 | MB-750 AR | 0 | 2 | 2 |
| | 32 | Stargate 4000 | 1 | 0 | 1 |
| Fwd Pads - Bank 1 | 1 | JXP- 0 | 1 | 1 | 2 |
| | 2 | JXP- 1 | 1 | 2 | 3 |
| | 3 | JXP- 2 | 2 | 1 | 3 |
| | 4 | JXP- 3 | 1 | 2 | 3 |
| | 5 | JXP- 4 | 7 | 2 | 9 |
| | 6 | JXP- 5 | 2 | 3 | 5 |
| | 7 | JXP- 6 | 2 | 2 | 4 |
| | 8 | JXP- 7 | 4 | 1 | 5 |
| | 9 | JXP- 8 | 4 | 0 | 4 |
| | 10 | JXP- 9 | 2 | 0 | 2 |
| | 11 | JXP- 10 | 4 | 0 | 4 |
| | 12 | JXP- 11 | 3 | 0 | 3 |
| | 14 | JXP- 13 | 1 | 0 | 1 |
| | 15 | JXP- 14 | 1 | 0 | 1 |
| | Ret Pads - Bank 1 | 1 | JXP- 0 | 5 | 0 |
| 2 | | JXP- 1 | 1 | 0 | 1 |
| 4 | | JXP- 3 | 2 | 0 | 2 |
| 5 | | JXP- 4 | 2 | 2 | 4 |
| 6 | | JXP- 5 | 5 | 3 | 8 |
| 7 | | JXP- 6 | 1 | 1 | 2 |
| 8 | | JXP- 7 | 2 | 2 | 4 |
| 9 | | JXP- 8 | 7 | 2 | 9 |
| 10 | | JXP- 9 | 3 | 3 | 6 |
| 11 | | JXP- 10 | 3 | 0 | 3 |
| 12 | | JXP- 11 | 1 | 0 | 1 |
| 13 | | JXP- 12 | 1 | 1 | 2 |

| | | | | | |
|------------------|----|-----------------|----|----|----|
| | 14 | JXP- 13 | 1 | 0 | 1 |
| | 16 | JXP- 15 | 1 | 0 | 1 |
| Fwd EQs - Bank 1 | 8 | SC-EQ-750- SC-3 | 1 | 0 | 1 |
| | 9 | SC-EQ-750- SC-2 | 2 | 0 | 2 |
| | 11 | SC-EQ-750- 0 | 2 | 0 | 2 |
| | 12 | SC-EQ-750- 2 | 4 | 0 | 4 |
| | 13 | SC-EQ-750- 4 | 6 | 1 | 7 |
| | 14 | SC-EQ-750- 6 | 10 | 3 | 13 |
| | 15 | SC-EQ-750- 8 | 5 | 5 | 10 |
| | 16 | SC-EQ-750- 10 | 3 | 2 | 5 |
| | 17 | SC-EQ-750- 12 | 1 | 3 | 4 |
| | 19 | SC-EQ-750- 16 | 1 | 0 | 1 |
| Ret EQs - Bank 1 | 2 | SEE-40- 2 | 28 | 7 | 35 |
| | 3 | SEE-40- 4 | 6 | 7 | 13 |
| | 4 | SEE-40- 6 | 1 | 0 | 1 |
| Feeder makers | 1 | | 1 | 0 | 1 |
| Inline EQs | 4 | EX ST SPLICE | 4 | 1 | 5 |
| | 6 | EX BL SPLICE | 0 | 2 | 2 |
| 2-Port Taps | 2 | FFT2-20K | 1 | 0 | 1 |
| | 3 | FFT2-17K | 0 | 1 | 1 |
| | 4 | FFT2-14K | 6 | 0 | 6 |
| | 5 | FFT2-10K | 4 | 4 | 8 |
| | 6 | FFT2-7K | 7 | 4 | 11 |
| | 7 | FFT2-4TK | 7 | 6 | 13 |
| 4-Port Taps | 1 | FFT4-23K | 26 | 6 | 32 |
| | 2 | FFT4-20K | 38 | 14 | 52 |
| | 3 | FFT4-17K | 41 | 15 | 56 |
| | 4 | FFT4-14K | 34 | 11 | 45 |
| | 5 | FFT4-10K | 40 | 21 | 61 |
| | 6 | FFT4-7TK | 18 | 14 | 32 |
| 8-Port Taps | 1 | FFT8-23K | 1 | 1 | 2 |
| | 2 | FFT8-20K | 5 | 2 | 7 |
| | 3 | FFT8-17K | 3 | 2 | 5 |
| | 4 | FFT8-14K | 5 | 1 | 6 |
| | 5 | FFT8-10TK | 7 | 3 | 10 |
| Couplers | 1 | LPI100 | 4 | 0 | 4 |
| | 2 | LLS102 | 7 | 4 | 11 |
| | 3 | LLS103 | 7 | 2 | 9 |
| | 4 | LDC108 | 4 | 4 | 8 |
| | 5 | LDC112 | 5 | 0 | 5 |
| | 11 | JUMPER | 27 | 8 | 35 |
| | 12 | MBD-SPLT | 3 | 0 | 3 |
| | 13 | MBD-DC10 | 0 | 1 | 1 |
| Power Supplies | 1 | XM 9015 | 4 | 0 | 4 |
| Miscellaneous | 1 | HTH Conn. | 61 | 22 | 83 |
| | 2 | Splice | 0 | 2 | 2 |
| | 3 | Term | 17 | 10 | 27 |

| | | | | | |
|-------------------|----|--------------------|-------|-------|-------|
| | 7 | SBH-1022 | 0 | 103 | 103 |
| | 8 | SBH-1432 | 0 | 15 | 15 |
| General BOM Info. | | Housecount | 770 | 361 | 1131 |
| | | Ports | 1006 | 426 | 1432 |
| | | Non-MDU Housecount | 770 | 361 | 1131 |
| | | MDU Housecount | 0 | 0 | 0 |
| | | MDU Tap Ports | 0 | 0 | 0 |
| | | MDU Tap Ports Used | 0 | 0 | 0 |
| | | COM Housecount | 0 | 0 | 0 |
| | | COM Tap Ports | 0 | 0 | 0 |
| | | COM Tap Ports Used | 0 | 0 | 0 |
| | | Drop Sp. Ports | 0 | 0 | 0 |
| | | Non-Design HC | 0 | 0 | 0 |
| | | Trunk Amps | 25 | 8 | 33 |
| | | Line Extenders | 10 | 6 | 16 |
| | | Equalizers | 4 | 3 | 7 |
| | | Taps (2-Port) | 25 | 15 | 40 |
| | | Taps (4-Port) | 197 | 81 | 278 |
| | | Taps (6-Port) | 0 | 0 | 0 |
| | | Taps (8-Port) | 21 | 9 | 30 |
| | | Taps (total) | 243 | 105 | 348 |
| | | 2-Way Couplers | 50 | 17 | 67 |
| | | 3-Way Couplers | 7 | 2 | 9 |
| | | Strand/Trench | 39725 | 23862 | 63587 |
| | | Poles Used | 261 | 0 | 261 |
| Cables | 0 | EX QR715-AR | 39725 | 0 | 39725 |
| | | 100 Series | 12627 | 0 | 12627 |
| | | Total EX QR715-AR | 52352 | 0 | 52352 |
| | 1 | EX QR715-UG | 0 | 23353 | 23353 |
| | | 100 Series | 0 | 3743 | 3743 |
| | | Total EX QR715-UG | 0 | 27096 | 27096 |
| | 11 | NW QR715-UG | 0 | 506 | 506 |
| | | 200 Series | 0 | 3 | 3 |
| | | Total NW QR715-UG | 0 | 509 | 509 |
| Connectors | 0 | QR 715 P-T | 503 | 0 | 503 |
| | 1 | QR 715 P-T | 0 | 220 | 220 |
| | 11 | QR 715 P-T | 0 | 4 | 4 |

Equipment For Network file: NW-02.

Parameters: TACOMA-750
 Actives: TACOMA-750
 Taps: TACOMA-750
 Couplers: TACOMA-750
 Cables: TACOMA-750

| Equipment type | Line # | Part Number | Ae - p1 | UG - p1 | Total - p1 |
|-------------------|---------------|-----------------|---------|---------|------------|
| Actives | 1 | BLE 750-SH | 0 | 4 | 4 |
| | 2 | BLE 750-SH | 0 | 1 | 1 |
| | 13 | MB 750-SH | 0 | 3 | 3 |
| | 14 | MB 750-SH | 0 | 2 | 2 |
| | 32 | Stargate 2000 | 0 | 1 | 1 |
| Reserve Gain | 1 | BLE-750 AR | 0 | 4 | 4 |
| | 2 | BLE-750 AR | 0 | 1 | 1 |
| | 13 | MB-750 AR | 0 | 3 | 3 |
| | 14 | MB-750 AR | 0 | 2 | 2 |
| | 32 | Stargate 2000 | 0 | 1 | 1 |
| Fwd Pads - Bank 1 | 1 | JXP- 0 | 0 | 1 | 1 |
| | 2 | JXP- 1 | 0 | 1 | 1 |
| | 5 | JXP- 4 | 0 | 2 | 2 |
| | 8 | JXP- 7 | 0 | 1 | 1 |
| | 9 | JXP- 8 | 0 | 2 | 2 |
| | 10 | JXP- 9 | 0 | 1 | 1 |
| | 11 | JXP- 10 | 0 | 1 | 1 |
| | 12 | JXP- 11 | 0 | 2 | 2 |
| Ret Pads - Bank 1 | 1 | JXP- 0 | 0 | 2 | 2 |
| | 5 | JXP- 4 | 0 | 2 | 2 |
| | 6 | JXP- 5 | 0 | 1 | 1 |
| | 7 | JXP- 6 | 0 | 2 | 2 |
| | 11 | JXP- 10 | 0 | 1 | 1 |
| | 13 | JXP- 12 | 0 | 2 | 2 |
| Fwd EQs - Bank 1 | 16 | JXP- 15 | 0 | 1 | 1 |
| | 10 | SC-EQ-750- SC-1 | 0 | 1 | 1 |
| | 11 | SC-EQ-750- 0 | 0 | 2 | 2 |
| | 12 | SC-EQ-750- 2 | 0 | 3 | 3 |
| | 13 | SC-EQ-750- 4 | 0 | 1 | 1 |
| | 14 | SC-EQ-750- 6 | 0 | 2 | 2 |
| | 17 | SC-EQ-750- 12 | 0 | 1 | 1 |
| 18 | SC-EQ-750- 14 | 0 | 1 | 1 | |
| Ret EQs - Bank 1 | 1 | SEE-40- 0 | 0 | 2 | 2 |
| | 2 | SEE-40- 2 | 0 | 6 | 6 |
| | 3 | SEE-40- 4 | 0 | 3 | 3 |
| Feedermakers | 1 | | 0 | 1 | 1 |
| Inline EQs | 6 | EX BL SPLICE | 0 | 2 | 2 |
| 2-Port Taps | 4 | FFT2-14K | 0 | 2 | 2 |

| | | | | | |
|-------------------|----|--------------------|---|-----|-----|
| | 6 | FFT2-7K | 0 | 1 | 1 |
| | 7 | FFT2-4TK | 0 | 2 | 2 |
| 4-Port Taps | 1 | FFT4-23K | 0 | 5 | 5 |
| | 2 | FFT4-20K | 1 | 5 | 6 |
| | 3 | FFT4-17K | 0 | 10 | 10 |
| | 4 | FFT4-14K | 0 | 7 | 7 |
| | 5 | FFT4-10K | 0 | 11 | 11 |
| | 6 | FFT4-7TK | 0 | 9 | 9 |
| 8-Port Taps | 2 | FFT8-20K | 0 | 2 | 2 |
| | 3 | FFT8-17K | 0 | 1 | 1 |
| | 4 | FFT8-14K | 0 | 1 | 1 |
| | 5 | FFT8-10TK | 0 | 2 | 2 |
| Couplers | 1 | LPI100 | 0 | 2 | 2 |
| | 2 | LLS102 | 0 | 3 | 3 |
| | 3 | LLS103 | 0 | 3 | 3 |
| | 4 | LDC108 | 0 | 4 | 4 |
| | 5 | LDC112 | 0 | 1 | 1 |
| | 11 | JUMPER | 6 | 8 | 14 |
| | 12 | MBD-SPLT | 0 | 1 | 1 |
| | 13 | MBD-DC10 | 0 | 1 | 1 |
| Power Supplies | 1 | XM 9015 | 1 | 1 | 2 |
| Miscellaneous | 1 | HTH Conn. | 1 | 23 | 24 |
| | 2 | Splice | 1 | 0 | 1 |
| | 3 | Term | 0 | 12 | 12 |
| | 7 | SBH-1022 | 0 | 58 | 58 |
| | 8 | SBH-1432 | 0 | 12 | 12 |
| | 9 | PS6 | 0 | 2 | 2 |
| General BOM Info. | | Housecount | 5 | 212 | 217 |
| | | Ports | 4 | 246 | 250 |
| | | Non-MDU Housecount | 0 | 183 | 183 |
| | | MDU Housecount | 5 | 29 | 34 |
| | | MDU Tap Ports | 4 | 18 | 22 |
| | | MDU Tap Ports Used | 1 | 5 | 6 |
| | | COM Housecount | 0 | 0 | 0 |
| | | COM Tap Ports | 0 | 0 | 0 |
| | | COM Tap Ports Used | 0 | 0 | 0 |
| | | Drop Sp. Ports | 0 | 0 | 0 |
| | | Non-Design HC | 0 | 0 | 0 |
| | | Trunk Amps | 0 | 6 | 6 |
| | | Line Extenders | 0 | 5 | 5 |
| | | Equalizers | 0 | 2 | 2 |
| | | Taps (2-Port) | 0 | 5 | 5 |
| | | Taps (4-Port) | 1 | 47 | 48 |
| | | Taps (6-Port) | 0 | 0 | 0 |
| | | Taps (8-Port) | 0 | 6 | 6 |
| | | Taps (total) | 1 | 58 | 59 |
| | | 2-Way Couplers | 0 | 20 | 20 |

| | | | | | |
|------------|---|--------------------|----|-------|-------|
| | | 3-Way Couplers | 0 | 3 | 3 |
| | | Strand/Trench | 5 | 13282 | 13287 |
| | | Poles Used | 1 | 0 | 1 |
| Cables | 2 | EX P3-500 AR | 5 | 0 | 5 |
| | | Total EX P3-500 AR | 5 | 0 | 5 |
| | 1 | EX QR715-UG | 0 | 13282 | 13282 |
| | | 100 Series | 0 | 1338 | 1338 |
| | | Total EX QR715-UG | 0 | 14620 | 14620 |
| Connectors | 0 | QR 715 P-T | 13 | 0 | 13 |
| | 2 | | 2 | 0 | 2 |
| | 1 | QR 715 P-T | 0 | 124 | 124 |

Equipment For Network file: NW-03.

Parameters: TACOMA-750
 Actives: TACOMA-750
 Taps: TACOMA-750
 Couplers: TACOMA-750
 Cables: TACOMA-750

| Equipment type | Line # | Part Number | Ae - p1 | UG - p1 | Total - p1 | |
|-------------------|-------------------|-----------------|------------|---------|------------|----|
| Actives | 1 | BLE 750-SH | 5 | 9 | 14 | |
| | 2 | BLE 750-SH | 2 | 0 | 2 | |
| | 13 | MB 750-SH | 6 | 0 | 6 | |
| | 14 | MB 750-SH | 4 | 1 | 5 | |
| | 15 | MB 750-SH | 1 | 1 | 2 | |
| | 32 | Stargate 2000 | 1 | 0 | 1 | |
| | Reserve Gain | 1 | BLE-750 AR | 5 | 9 | 14 |
| 2 | | BLE-750 AR | 2 | 0 | 2 | |
| 13 | | MB-750 AR | 6 | 0 | 6 | |
| 14 | | MB-750 AR | 4 | 1 | 5 | |
| 15 | | MB-750 AR | 1 | 1 | 2 | |
| 32 | | Stargate 2000 | 1 | 0 | 1 | |
| Fwd Pads - Bank 1 | | 1 | JXP- 0 | 3 | 3 | 6 |
| | 2 | JXP- 1 | 0 | 1 | 1 | |
| | 4 | JXP- 3 | 2 | 2 | 4 | |
| | 5 | JXP- 4 | 1 | 1 | 2 | |
| | 6 | JXP- 5 | 2 | 0 | 2 | |
| | 7 | JXP- 6 | 0 | 1 | 1 | |
| | 8 | JXP- 7 | 2 | 3 | 5 | |
| | 9 | JXP- 8 | 2 | 0 | 2 | |
| | 10 | JXP- 9 | 3 | 0 | 3 | |
| | 11 | JXP- 10 | 1 | 0 | 1 | |
| | 12 | JXP- 11 | 2 | 0 | 2 | |
| | 14 | JXP- 13 | 1 | 0 | 1 | |
| | Ret Pads - Bank 1 | 1 | JXP- 0 | 3 | 0 | 3 |
| | | 2 | JXP- 1 | 2 | 0 | 2 |
| 3 | | JXP- 2 | 1 | 0 | 1 | |
| 4 | | JXP- 3 | 1 | 0 | 1 | |
| 5 | | JXP- 4 | 2 | 2 | 4 | |
| 6 | | JXP- 5 | 0 | 1 | 1 | |
| 7 | | JXP- 6 | 2 | 2 | 4 | |
| 8 | | JXP- 7 | 1 | 0 | 1 | |
| 9 | | JXP- 8 | 1 | 2 | 3 | |
| 10 | | JXP- 9 | 1 | 2 | 3 | |
| 12 | | JXP- 11 | 4 | 2 | 6 | |
| 16 | | JXP- 15 | 1 | 0 | 1 | |
| Fwd EQs - Bank 1 | 7 | SC-EQ-750- SC-4 | 1 | 0 | 1 | |
| | 10 | SC-EQ-750- SC-1 | 1 | 0 | 1 | |

| | | | | | | |
|-------------------|----|--------------------|----|-----|-----|-----|
| | 11 | SC-EQ-750- | 0 | 3 | 0 | 3 |
| | 12 | SC-EQ-750- | 2 | 1 | 1 | 2 |
| | 13 | SC-EQ-750- | 4 | 3 | 0 | 3 |
| | 14 | SC-EQ-750- | 6 | 2 | 2 | 4 |
| | 15 | SC-EQ-750- | 8 | 5 | 2 | 7 |
| | 16 | SC-EQ-750- | 10 | 1 | 2 | 3 |
| | 17 | SC-EQ-750- | 12 | 1 | 3 | 4 |
| | 18 | SC-EQ-750- | 14 | 1 | 0 | 1 |
| | 19 | SC-EQ-750- | 16 | 0 | 1 | 1 |
| Ret EQs - Bank 1 | 1 | SEE-40- | 0 | 4 | 0 | 4 |
| | 2 | SEE-40- | 2 | 12 | 11 | 23 |
| | 3 | SEE-40- | 4 | 3 | 0 | 3 |
| FeederMakers | 1 | | | 1 | 0 | 1 |
| Inline EQs | 4 | EX ST SPLICE | | 4 | 1 | 5 |
| | 6 | EX BL SPLICE | | 0 | 1 | 1 |
| 2-Port Taps | 3 | FFT2-17K | | 2 | 0 | 2 |
| | 4 | FFT2-14K | | 2 | 2 | 4 |
| | 5 | FFT2-10K | | 4 | 1 | 5 |
| | 6 | FFT2-7K | | 8 | 2 | 10 |
| | 7 | FFT2-4TK | | 4 | 3 | 7 |
| 4-Port Taps | 1 | FFT4-23K | | 14 | 3 | 17 |
| | 2 | FFT4-20K | | 13 | 5 | 18 |
| | 3 | FFT4-17K | | 15 | 2 | 17 |
| | 4 | FFT4-14K | | 13 | 7 | 20 |
| | 5 | FFT4-10K | | 6 | 7 | 13 |
| | 6 | FFT4-7TK | | 6 | 8 | 14 |
| 8-Port Taps | 1 | FFT8-23K | | 1 | 1 | 2 |
| | 2 | FFT8-20K | | 2 | 1 | 3 |
| | 3 | FFT8-17K | | 2 | 2 | 4 |
| | 4 | FFT8-14K | | 3 | 1 | 4 |
| | 5 | FFT8-10TK | | 4 | 3 | 7 |
| Couplers | 1 | LPI100 | | 3 | 0 | 3 |
| | 2 | LLS102 | | 7 | 2 | 9 |
| | 3 | LLS103 | | 0 | 2 | 2 |
| | 4 | LDC108 | | 5 | 4 | 9 |
| | 5 | LDC112 | | 2 | 0 | 2 |
| | 11 | JUMPER | | 26 | 2 | 28 |
| | 12 | MBD-SPLT | | 1 | 0 | 1 |
| Power Supplies | 1 | XM 9015 | | 3 | 0 | 3 |
| Miscellaneous | 1 | HTH Conn. | | 36 | 18 | 54 |
| | 3 | Term | | 6 | 6 | 12 |
| | 7 | SBH-1022 | | 0 | 44 | 44 |
| | 8 | SBH-1432 | | 0 | 11 | 11 |
| General BOM Info. | | Housecount | | 362 | 181 | 543 |
| | | Ports | | 404 | 208 | 612 |
| | | Non-MDU Housecount | | 284 | 152 | 436 |
| | | MDU Housecount | | 78 | 29 | 107 |

| | | | | | |
|------------|----|--------------------|-------|-------|-------|
| | | MDU Tap Ports | 24 | 14 | 38 |
| | | MDU Tap Ports Used | 8 | 4 | 12 |
| | | COM Housecount | 0 | 0 | 0 |
| | | COM Tap Ports | 0 | 0 | 0 |
| | | COM Tap Ports Used | 0 | 0 | 0 |
| | | Drop Sp. Ports | 0 | 0 | 0 |
| | | Non-Design HC | 0 | 0 | 0 |
| | | Trunk Amps | 12 | 2 | 14 |
| | | Line Extenders | 7 | 9 | 16 |
| | | Equalizers | 4 | 2 | 6 |
| | | Taps (2-Port) | 20 | 8 | 28 |
| | | Taps (4-Port) | 67 | 32 | 99 |
| | | Taps (6-Port) | 0 | 0 | 0 |
| | | Taps (8-Port) | 12 | 8 | 20 |
| | | Taps (total) | 99 | 48 | 147 |
| | | 2-Way Couplers | 32 | 8 | 40 |
| | | 3-Way Couplers | 0 | 2 | 2 |
| | | Strand/Trench | 18418 | 11755 | 30173 |
| | | Poles Used | 117 | 0 | 117 |
| Cables | 0 | EX QR715-AR | 18195 | 0 | 18195 |
| | | 100 Series | 6179 | 0 | 6179 |
| | | Total EX QR715-AR | 24374 | 0 | 24374 |
| | 10 | NW QR715-AR | 223 | 0 | 223 |
| | | Total NW QR715-AR | 223 | 0 | 223 |
| | 1 | EX QR715-UG | 0 | 11350 | 11350 |
| | | 100 Series | 0 | 1173 | 1173 |
| | | Total EX QR715-UG | 0 | 12523 | 12523 |
| | 11 | NW QR715-UG | 0 | 405 | 405 |
| | | 100 Series | 0 | 25 | 25 |
| | | Total NW QR715-UG | 0 | 430 | 430 |
| Connectors | 0 | QR 715 P-T | 234 | 0 | 234 |
| | 10 | QR 715 P-T | 2 | 0 | 2 |
| | 1 | QR 715 P-T | 0 | 100 | 100 |
| | 11 | QR 715 P-T | 0 | 2 | 2 |

Equipment For Network file: NW-04.

Parameters: TACOMA-750
 Actives: TACOMA-750
 Taps: TACOMA-750
 Couplers: TACOMA-750
 Cables: TACOMA-750

| Equipment type | Line # | Part Number | Ae - p1 | UG - p1 | Total - p1 |
|-------------------|--------------|-----------------|---------|---------|------------|
| Actives | 1 | BLE 750-SH | 1 | 6 | 7 |
| | 2 | BLE 750-SH | 0 | 2 | 2 |
| | 13 | MB 750-SH | 1 | 4 | 5 |
| | 14 | MB 750-SH | 2 | 2 | 4 |
| | 32 | Stargate 2000 | 0 | 1 | 1 |
| Reserve Gain | 1 | BLE-750 AR | 1 | 6 | 7 |
| | 2 | BLE-750 AR | 0 | 2 | 2 |
| | 13 | MB-750 AR | 1 | 4 | 5 |
| | 14 | MB-750 AR | 2 | 2 | 4 |
| | 32 | Stargate 2000 | 0 | 1 | 1 |
| Fwd Pads - Bank 1 | 1 | JXP- 0 | 0 | 4 | 4 |
| | 4 | JXP- 3 | 1 | 0 | 1 |
| | 5 | JXP- 4 | 0 | 1 | 1 |
| | 6 | JXP- 5 | 0 | 1 | 1 |
| | 7 | JXP- 6 | 0 | 2 | 2 |
| | 8 | JXP- 7 | 1 | 1 | 2 |
| | 9 | JXP- 8 | 1 | 2 | 3 |
| | 10 | JXP- 9 | 1 | 1 | 2 |
| | 11 | JXP- 10 | 0 | 1 | 1 |
| | 16 | JXP- 15 | 0 | 2 | 2 |
| Ret Pads - Bank 1 | 1 | JXP- 0 | 1 | 2 | 3 |
| | 2 | JXP- 1 | 0 | 1 | 1 |
| | 3 | JXP- 2 | 2 | 1 | 3 |
| | 5 | JXP- 4 | 1 | 0 | 1 |
| | 6 | JXP- 5 | 0 | 1 | 1 |
| | 7 | JXP- 6 | 0 | 2 | 2 |
| | 9 | JXP- 8 | 0 | 1 | 1 |
| | 11 | JXP- 10 | 0 | 3 | 3 |
| | 12 | JXP- 11 | 0 | 1 | 1 |
| | 14 | JXP- 13 | 0 | 1 | 1 |
| Fwd EQs - Bank 1 | 15 | JXP- 14 | 0 | 1 | 1 |
| | 16 | JXP- 15 | 0 | 1 | 1 |
| | 7 | SC-EQ-750- SC-4 | 0 | 1 | 1 |
| | 10 | SC-EQ-750- SC-1 | 0 | 1 | 1 |
| | 11 | SC-EQ-750- 0 | 1 | 1 | 2 |
| | 12 | SC-EQ-750- 2 | 0 | 1 | 1 |
| | 14 | SC-EQ-750- 6 | 1 | 2 | 3 |
| 15 | SC-EQ-750- 8 | 2 | 5 | 7 | |

| | | | | | | |
|-------------------|----|--------------------|----|----|-----|-----|
| | 16 | SC-EQ-750- | 10 | 0 | 1 | 1 |
| | 17 | SC-EQ-750- | 12 | 0 | 2 | 2 |
| | 19 | SC-EQ-750- | 16 | 0 | 1 | 1 |
| Ret EQs - Bank 1 | 1 | SEE-40- | 0 | 0 | 1 | 1 |
| | 2 | SEE-40- | 2 | 3 | 11 | 14 |
| | 3 | SEE-40- | 4 | 1 | 3 | 4 |
| Feeder makers | 1 | | | 0 | 1 | 1 |
| Inline EQs | 4 | EX ST SPLICE | | 1 | 0 | 1 |
| | 5 | NEW ST SPLICE | | 1 | 0 | 1 |
| | 6 | EX BL SPLICE | | 1 | 7 | 8 |
| 2-Port Taps | 2 | FFT2-20K | | 0 | 1 | 1 |
| | 3 | FFT2-17K | | 0 | 1 | 1 |
| | 4 | FFT2-14K | | 2 | 1 | 3 |
| | 5 | FFT2-10K | | 3 | 3 | 6 |
| | 6 | FFT2-7K | | 1 | 1 | 2 |
| | 7 | FFT2-4TK | | 0 | 6 | 6 |
| 4-Port Taps | 1 | FFT4-23K | | 2 | 3 | 5 |
| | 2 | FFT4-20K | | 2 | 4 | 6 |
| | 3 | FFT4-17K | | 2 | 3 | 5 |
| | 4 | FFT4-14K | | 1 | 7 | 8 |
| | 5 | FFT4-10K | | 1 | 11 | 12 |
| | 6 | FFT4-7TK | | 1 | 8 | 9 |
| 8-Port Taps | 1 | FFT8-23K | | 1 | 0 | 1 |
| | 2 | FFT8-20K | | 0 | 2 | 2 |
| | 3 | FFT8-17K | | 1 | 3 | 4 |
| | 4 | FFT8-14K | | 0 | 2 | 2 |
| | 5 | FFT8-10TK | | 1 | 2 | 3 |
| Couplers | 1 | LPI100 | | 2 | 2 | 4 |
| | 2 | LLS102 | | 1 | 6 | 7 |
| | 3 | LLS103 | | 1 | 2 | 3 |
| | 4 | LDC108 | | 2 | 1 | 3 |
| | 5 | LDC112 | | 1 | 2 | 3 |
| | 6 | LDC116 | | 1 | 0 | 1 |
| | 11 | JUMPER | | 13 | 9 | 22 |
| Power Supplies | 1 | XM 9015 | | 3 | 1 | 4 |
| Miscellaneous | 1 | HTH Conn. | | 12 | 23 | 35 |
| | 2 | Splice | | 0 | 1 | 1 |
| | 3 | Term | | 4 | 11 | 15 |
| | 7 | SBH-1022 | | 0 | 58 | 58 |
| | 8 | SBH-1432 | | 0 | 17 | 17 |
| | 9 | PS6 | | 0 | 1 | 1 |
| General BOM Info. | | Housecount | | 67 | 398 | 465 |
| | | Ports | | 72 | 242 | 314 |
| | | Non-MDU Housecount | | 49 | 162 | 211 |
| | | MDU Housecount | | 18 | 236 | 254 |
| | | MDU Tap Ports | | 2 | 32 | 34 |
| | | MDU Tap Ports Used | | 1 | 9 | 10 |

| | | | | | |
|------------|---|--------------------|------|-------|-------|
| | | COM Housecount | 0 | 0 | 0 |
| | | COM Tap Ports | 0 | 0 | 0 |
| | | COM Tap Ports Used | 0 | 0 | 0 |
| | | Drop Sp. Ports | 0 | 0 | 0 |
| | | Non-Design HC | 0 | 0 | 0 |
| | | Trunk Amps | 3 | 7 | 10 |
| | | Line Extenders | 1 | 8 | 9 |
| | | Equalizers | 3 | 7 | 10 |
| | | Taps (2-Port) | 6 | 13 | 19 |
| | | Taps (4-Port) | 9 | 36 | 45 |
| | | Taps (6-Port) | 0 | 0 | 0 |
| | | Taps (8-Port) | 3 | 9 | 12 |
| | | Taps (total) | 18 | 58 | 76 |
| | | 2-Way Couplers | 10 | 20 | 30 |
| | | 3-Way Couplers | 1 | 2 | 3 |
| | | Strand/Trench | 5654 | 13864 | 19518 |
| | | Poles Used | 37 | 0 | 37 |
| Cables | 0 | EX QR715-AR | 5654 | 0 | 5654 |
| | | 100 Series | 1633 | 0 | 1633 |
| | | Total EX QR715-AR | 7287 | 0 | 7287 |
| | 1 | EX QR715-UG | 0 | 13864 | 13864 |
| | | 100 Series | 0 | 3555 | 3555 |
| | | Total EX QR715-UG | 0 | 17419 | 17419 |
| Connectors | 0 | QR 715 P-T | 71 | 0 | 71 |
| | 1 | QR 715 P-T | 0 | 140 | 140 |

Equipment For Network file: NW-05.

Parameters: TACOMA-750
 Actives: TACOMA-750
 Taps: TACOMA-750
 Couplers: TACOMA-750
 Cables: TACOMA-750

| Equipment type | Line # | Part Number | Ae - p1 | UG - p1 | Total - p1 | |
|-------------------|-------------------|---------------|------------|---------|------------|----|
| Actives | 1 | BLE 750-SH | 8 | 6 | 14 | |
| | 2 | BLE 750-SH | 0 | 1 | 1 | |
| | 13 | MB 750-SH | 4 | 1 | 5 | |
| | 14 | MB 750-SH | 3 | 6 | 9 | |
| | 15 | MB 750-SH | 1 | 2 | 3 | |
| | 16 | MB 750-SH | 1 | 0 | 1 | |
| | 32 | Stargate 2000 | 1 | 0 | 1 | |
| | 43 | BLE100-HSXH-F | 0 | 1 | 1 | |
| | Reserve Gain | 1 | BLE-750 AR | 8 | 6 | 14 |
| 2 | | BLE-750 AR | 0 | 1 | 1 | |
| 13 | | MB-750 AR | 4 | 1 | 5 | |
| 14 | | MB-750 AR | 3 | 6 | 9 | |
| 15 | | MB-750 AR | 1 | 2 | 3 | |
| 16 | | MB-750 AR | 1 | 0 | 1 | |
| 32 | | Stargate 2000 | 1 | 0 | 1 | |
| 43 | | | 0 | 1 | 1 | |
| Fwd Pads - Bank 1 | 1 | JXP- 0 | 1 | 2 | 3 | |
| | 2 | JXP- 1 | 1 | 3 | 4 | |
| | 3 | JXP- 2 | 3 | 1 | 4 | |
| | 4 | JXP- 3 | 4 | 0 | 4 | |
| | 5 | JXP- 4 | 3 | 3 | 6 | |
| | 6 | JXP- 5 | 1 | 1 | 2 | |
| | 7 | JXP- 6 | 0 | 2 | 2 | |
| | 8 | JXP- 7 | 3 | 0 | 3 | |
| | 9 | JXP- 8 | 0 | 1 | 1 | |
| | 10 | JXP- 9 | 0 | 3 | 3 | |
| | 11 | JXP- 10 | 0 | 1 | 1 | |
| | 14 | JXP- 13 | 1 | 0 | 1 | |
| | 15 | JXP- 14 | 1 | 0 | 1 | |
| | Ret Pads - Bank 1 | 1 | JXP- 0 | 2 | 0 | 2 |
| | | 3 | JXP- 2 | 3 | 2 | 5 |
| 4 | | JXP- 3 | 1 | 1 | 2 | |
| 5 | | JXP- 4 | 2 | 2 | 4 | |
| 6 | | JXP- 5 | 3 | 2 | 5 | |
| 7 | | JXP- 6 | 1 | 1 | 2 | |
| 8 | | JXP- 7 | 1 | 1 | 2 | |
| 9 | | JXP- 8 | 0 | 2 | 2 | |
| 10 | | JXP- 9 | 1 | 3 | 4 | |

| | | | | | |
|------------------|----|-----------------|----|----|----|
| | 11 | JXP- 10 | 2 | 0 | 2 |
| | 12 | JXP- 11 | 1 | 2 | 3 |
| | 13 | JXP- 12 | 0 | 1 | 1 |
| | 21 | JXP- | 1 | 0 | 1 |
| Fwd EQs - Bank 1 | 8 | SC-EQ-750- SC-3 | 0 | 1 | 1 |
| | 10 | SC-EQ-750- SC-1 | 0 | 1 | 1 |
| | 11 | SC-EQ-750- 0 | 2 | 0 | 2 |
| | 12 | SC-EQ-750- 2 | 2 | 0 | 2 |
| | 13 | SC-EQ-750- 4 | 1 | 1 | 2 |
| | 14 | SC-EQ-750- 6 | 5 | 5 | 10 |
| | 15 | SC-EQ-750- 8 | 3 | 3 | 6 |
| | 16 | SC-EQ-750- 10 | 2 | 3 | 5 |
| | 17 | SC-EQ-750- 12 | 3 | 0 | 3 |
| | 18 | SC-EQ-750- 14 | 0 | 3 | 3 |
| Ret EQs - Bank 1 | 2 | SEE-40- 2 | 13 | 11 | 24 |
| | 3 | SEE-40- 4 | 4 | 6 | 10 |
| | 16 | SEE-40- | 1 | 0 | 1 |
| Feeder makers | 1 | | 1 | 0 | 1 |
| Inline EQs | 3 | | 1 | 2 | 3 |
| | 4 | EX ST SPLICE | 3 | 0 | 3 |
| | 5 | NEW ST SPLICE | 2 | 0 | 2 |
| | 6 | EX BL SPLICE | 1 | 2 | 3 |
| 2-Port Taps | 3 | FFT2-17K | 3 | 1 | 4 |
| | 4 | FFT2-14K | 3 | 3 | 6 |
| | 5 | FFT2-10K | 6 | 0 | 6 |
| | 6 | FFT2-7K | 3 | 3 | 6 |
| | 7 | FFT2-4TK | 9 | 9 | 18 |
| 4-Port Taps | 1 | FFT4-23K | 9 | 6 | 15 |
| | 2 | FFT4-20K | 9 | 10 | 19 |
| | 3 | FFT4-17K | 18 | 9 | 27 |
| | 4 | FFT4-14K | 11 | 9 | 20 |
| | 5 | FFT4-10K | 12 | 12 | 24 |
| | 6 | FFT4-7TK | 7 | 16 | 23 |
| 8-Port Taps | 1 | FFT8-23K | 0 | 2 | 2 |
| | 2 | FFT8-20K | 1 | 0 | 1 |
| | 3 | FFT8-17K | 1 | 5 | 6 |
| | 4 | FFT8-14K | 2 | 2 | 4 |
| | 5 | FFT8-10TK | 0 | 6 | 6 |
| Couplers | 1 | LPI100 | 3 | 1 | 4 |
| | 2 | LLS102 | 15 | 4 | 19 |
| | 3 | LLS103 | 3 | 4 | 7 |
| | 4 | LDC108 | 6 | 8 | 14 |
| | 5 | LDC112 | 1 | 1 | 2 |
| | 11 | JUMPER | 33 | 9 | 42 |
| | 12 | MBD-SPLT | 2 | 0 | 2 |
| | 13 | MBD-DC10 | 1 | 2 | 3 |
| | 15 | MBD-DC12 | 1 | 0 | 1 |

| | | | | | |
|-------------------|---|--------------------|-------|-------|-------|
| Power Supplies | 1 | XM 9015 | 3 | 1 | 4 |
| Miscellaneous | 1 | HTH Conn. | 35 | 33 | 68 |
| | 2 | Splice | 0 | 1 | 1 |
| | 3 | Term | 21 | 9 | 30 |
| | 7 | SBH-1022 | 0 | 90 | 90 |
| | 8 | SBH-1432 | 0 | 20 | 20 |
| | 9 | PS6 | 0 | 2 | 2 |
| General BOM Info. | | Housecount | 357 | 426 | 783 |
| | | Ports | 344 | 400 | 744 |
| | | Non-MDU Housecount | 264 | 278 | 542 |
| | | MDU Housecount | 93 | 148 | 241 |
| | | MDU Tap Ports | 6 | 54 | 60 |
| | | MDU Tap Ports Used | 5 | 15 | 20 |
| | | COM Housecount | 0 | 0 | 0 |
| | | COM Tap Ports | 0 | 0 | 0 |
| | | COM Tap Ports Used | 0 | 0 | 0 |
| | | Drop Sp. Ports | 0 | 0 | 0 |
| | | Non-Design HC | 0 | 0 | 0 |
| | | Trunk Amps | 10 | 10 | 20 |
| | | Line Extenders | 8 | 7 | 15 |
| | | Equalizers | 7 | 4 | 11 |
| | | Taps (2-Port) | 24 | 16 | 40 |
| | | Taps (4-Port) | 66 | 62 | 128 |
| | | Taps (6-Port) | 0 | 0 | 0 |
| | | Taps (8-Port) | 4 | 15 | 19 |
| | | Taps (total) | 94 | 93 | 187 |
| | | 2-Way Couplers | 42 | 25 | 67 |
| | | 3-Way Couplers | 3 | 4 | 7 |
| | | Strand/Trench | 17593 | 21675 | 39268 |
| | | Poles Used | 124 | 0 | 124 |
| Cables | 0 | EX QR715-AR | 17593 | 0 | 17593 |
| | | 100 Series | 7947 | 0 | 7947 |
| | | Total EX QR715-AR | 25540 | 0 | 25540 |
| | 1 | EX QR715-UG | 0 | 21670 | 21670 |
| | | 100 Series | 0 | 3097 | 3097 |
| | | Total EX QR715-UG | 0 | 24767 | 24767 |
| | 7 | EX RG11-UG | 0 | 5 | 5 |
| | | Total EX RG11-UG | 0 | 5 | 5 |
| Connectors | 0 | QR 715 P-T | 269 | 0 | 269 |
| | 1 | QR 715 P-T | 0 | 200 | 200 |
| | 7 | RG 11 P-T | 0 | 2 | 2 |

Equipment For Network file: NW-06.

Parameters: TACOMA-750
 Actives: TACOMA-750
 Taps: TACOMA-750
 Couplers: TACOMA-750
 Cables: TACOMA-750

| Equipment type | Line # | Part Number | Ae - p1 | UG - p1 | Total - p1 |
|-------------------|-------------------|---------------|---------|---------|------------|
| Actives | 1 | BLE 750-SH | 4 | 3 | 7 |
| | 2 | BLE 750-SH | 1 | 2 | 3 |
| | 13 | MB 750-SH | 3 | 6 | 9 |
| | 14 | MB 750-SH | 0 | 4 | 4 |
| | 32 | Stargate 2000 | 1 | 0 | 1 |
| Reserve Gain | 1 | BLE-750 AR | 4 | 3 | 7 |
| | 2 | BLE-750 AR | 1 | 2 | 3 |
| | 13 | MB-750 AR | 3 | 6 | 9 |
| | 14 | MB-750 AR | 0 | 4 | 4 |
| | 32 | Stargate 2000 | 1 | 0 | 1 |
| Fwd Pads - Bank 1 | 1 | JXP- 0 | 2 | 4 | 6 |
| | 2 | JXP- 1 | 1 | 0 | 1 |
| | 3 | JXP- 2 | 1 | 2 | 3 |
| | 4 | JXP- 3 | 1 | 2 | 3 |
| | 5 | JXP- 4 | 0 | 1 | 1 |
| | 6 | JXP- 5 | 2 | 3 | 5 |
| | 7 | JXP- 6 | 0 | 1 | 1 |
| | 8 | JXP- 7 | 1 | 0 | 1 |
| | 9 | JXP- 8 | 1 | 0 | 1 |
| | 11 | JXP- 10 | 0 | 1 | 1 |
| | 12 | JXP- 11 | 0 | 1 | 1 |
| | Ret Pads - Bank 1 | 1 | JXP- 0 | 2 | 4 |
| 2 | | JXP- 1 | 1 | 0 | 1 |
| 3 | | JXP- 2 | 3 | 2 | 5 |
| 8 | | JXP- 7 | 0 | 3 | 3 |
| 9 | | JXP- 8 | 0 | 1 | 1 |
| 10 | | JXP- 9 | 1 | 2 | 3 |
| 11 | | JXP- 10 | 1 | 1 | 2 |
| 12 | | JXP- 11 | 0 | 1 | 1 |
| 14 | | JXP- 13 | 0 | 1 | 1 |
| 16 | | JXP- 15 | 1 | 0 | 1 |
| Fwd EQs - Bank 1 | 11 | SC-EQ-750- 0 | 1 | 0 | 1 |
| | 12 | SC-EQ-750- 2 | 1 | 2 | 3 |
| | 13 | SC-EQ-750- 4 | 1 | 2 | 3 |
| | 14 | SC-EQ-750- 6 | 1 | 3 | 4 |
| | 15 | SC-EQ-750- 8 | 3 | 1 | 4 |
| | 16 | SC-EQ-750- 10 | 0 | 3 | 3 |
| | 17 | SC-EQ-750- 12 | 2 | 2 | 4 |

| | | | | | | |
|-------------------|----|--------------------|----|-----|-----|-----|
| | 18 | SC-EQ-750- | 14 | 0 | 2 | 2 |
| Ret EQs - Bank 1 | 1 | SEE-40- | 0 | 1 | 0 | 1 |
| | 2 | SEE-40- | 2 | 7 | 12 | 19 |
| | 3 | SEE-40- | 4 | 1 | 3 | 4 |
| FeederMakers | 1 | | | 1 | 0 | 1 |
| Inline EQs | 2 | | | 1 | 0 | 1 |
| | 3 | | | 0 | 4 | 4 |
| | 6 | EX BL SPLICE | | 1 | 0 | 1 |
| 2-Port Taps | 2 | FFT2-20K | | 1 | 0 | 1 |
| | 3 | FFT2-17K | | 1 | 0 | 1 |
| | 5 | FFT2-10K | | 2 | 1 | 3 |
| | 6 | FFT2-7K | | 1 | 2 | 3 |
| 4-Port Taps | 1 | FFT4-23K | | 7 | 6 | 13 |
| | 2 | FFT4-20K | | 7 | 10 | 17 |
| | 3 | FFT4-17K | | 5 | 16 | 21 |
| | 4 | FFT4-14K | | 6 | 7 | 13 |
| | 5 | FFT4-10K | | 6 | 8 | 14 |
| | 6 | FFT4-7TK | | 2 | 8 | 10 |
| 8-Port Taps | 1 | FFT8-23K | | 1 | 1 | 2 |
| | 2 | FFT8-20K | | 1 | 5 | 6 |
| | 3 | FFT8-17K | | 2 | 8 | 10 |
| | 4 | FFT8-14K | | 1 | 2 | 3 |
| | 5 | FFT8-10TK | | 0 | 10 | 10 |
| Couplers | 1 | LPI100 | | 3 | 1 | 4 |
| | 2 | LLS102 | | 2 | 5 | 7 |
| | 3 | LLS103 | | 0 | 1 | 1 |
| | 4 | LDC108 | | 6 | 5 | 11 |
| | 11 | JUMPER | | 6 | 10 | 16 |
| | 12 | MBD-SPLT | | 0 | 2 | 2 |
| Power Supplies | 1 | XM 9015 | | 4 | 0 | 4 |
| Miscellaneous | 1 | HTH Conn. | | 19 | 30 | 49 |
| | 2 | Splice | | 0 | 1 | 1 |
| | 3 | Term | | 8 | 10 | 18 |
| | 7 | SBH-1022 | | 0 | 82 | 82 |
| | 8 | SBH-1432 | | 0 | 15 | 15 |
| General BOM Info. | | Housecount | | 139 | 356 | 495 |
| | | Ports | | 182 | 434 | 616 |
| | | Non-MDU Housecount | | 139 | 356 | 495 |
| | | MDU Housecount | | 0 | 0 | 0 |
| | | MDU Tap Ports | | 0 | 0 | 0 |
| | | MDU Tap Ports Used | | 0 | 0 | 0 |
| | | COM Housecount | | 0 | 0 | 0 |
| | | COM Tap Ports | | 0 | 0 | 0 |
| | | COM Tap Ports Used | | 0 | 0 | 0 |
| | | Drop Sp. Ports | | 0 | 0 | 0 |
| | | Non-Design HC | | 0 | 0 | 0 |
| | | Trunk Amps | | 4 | 10 | 14 |

| | | | | | |
|------------|---|-------------------|-------|-------|-------|
| | | Line Extenders | 5 | 5 | 10 |
| | | Equalizers | 2 | 4 | 6 |
| | | Taps (2-Port) | 5 | 3 | 8 |
| | | Taps (4-Port) | 33 | 55 | 88 |
| | | Taps (6-Port) | 0 | 0 | 0 |
| | | Taps (8-Port) | 5 | 26 | 31 |
| | | Taps (total) | 43 | 84 | 127 |
| | | 2-Way Couplers | 17 | 23 | 40 |
| | | 3-Way Couplers | 0 | 1 | 1 |
| | | Strand/Trench | 8246 | 22705 | 30951 |
| | | Poles Used | 52 | 0 | 52 |
| Cables | 0 | EX QR715-AR | 8246 | 0 | 8246 |
| | | 100 Series | 4043 | 0 | 4043 |
| | | Total EX QR715-AR | 12289 | 0 | 12289 |
| | 1 | EX QR715-UG | 0 | 22705 | 22705 |
| | | 100 Series | 0 | 1771 | 1771 |
| | | Total EX QR715-UG | 0 | 24476 | 24476 |
| Connectors | 0 | QR 715 P-T | 101 | 0 | 101 |
| | 1 | QR 715 P-T | 0 | 170 | 170 |

Equipment For Network file: NW-07.

Parameters: TACOMA-750
 Actives: TACOMA-750
 Taps: TACOMA-750
 Couplers: TACOMA-750
 Cables: TACOMA-750

| Equipment type | Line # | Part Number | Ae - p1 | UG - p1 | Total - p1 |
|-------------------|-------------------|----------------|------------|---------|------------|
| Actives | 1 | BLE 750-SH | 9 | 1 | 10 |
| | 2 | BLE 750-SH | 5 | 1 | 6 |
| | 13 | MB 750-SH | 8 | 0 | 8 |
| | 14 | MB 750-SH | 8 | 1 | 9 |
| | 15 | MB 750-SH | 4 | 0 | 4 |
| | 16 | MB 750-SH | 2 | 0 | 2 |
| | 32 | Stargate 2000 | 1 | 0 | 1 |
| | 43 | BLE100-HSXH-F | 0 | 1 | 1 |
| | 47 | MB100S-2HSXH-F | 1 | 0 | 1 |
| | Reserve Gain | 1 | BLE-750 AR | 9 | 1 |
| 2 | | BLE-750 AR | 5 | 1 | 6 |
| 13 | | MB-750 AR | 8 | 0 | 8 |
| 14 | | MB-750 AR | 8 | 1 | 9 |
| 15 | | MB-750 AR | 4 | 0 | 4 |
| 16 | | MB-750 AR | 2 | 0 | 2 |
| 32 | | Stargate 2000 | 1 | 0 | 1 |
| 43 | | | 0 | 1 | 1 |
| Fwd Pads - Bank 1 | 47 | | 1 | 0 | 1 |
| | 1 | JXP- 0 | 3 | 0 | 3 |
| | 2 | JXP- 1 | 1 | 1 | 2 |
| | 4 | JXP- 3 | 5 | 0 | 5 |
| | 5 | JXP- 4 | 2 | 0 | 2 |
| | 6 | JXP- 5 | 5 | 0 | 5 |
| | 7 | JXP- 6 | 3 | 0 | 3 |
| | 8 | JXP- 7 | 5 | 2 | 7 |
| | 9 | JXP- 8 | 3 | 1 | 4 |
| | 10 | JXP- 9 | 1 | 0 | 1 |
| | 11 | JXP- 10 | 1 | 0 | 1 |
| | 13 | JXP- 12 | 3 | 0 | 3 |
| | 14 | JXP- 13 | 4 | 0 | 4 |
| | 15 | JXP- 14 | 2 | 0 | 2 |
| | Ret Pads - Bank 1 | 1 | JXP- 0 | 2 | 0 |
| 2 | | JXP- 1 | 1 | 0 | 1 |
| 3 | | JXP- 2 | 2 | 0 | 2 |
| 4 | | JXP- 3 | 3 | 0 | 3 |
| 5 | | JXP- 4 | 3 | 1 | 4 |
| 6 | | JXP- 5 | 2 | 0 | 2 |
| 7 | | JXP- 6 | 5 | 0 | 5 |

| | | | | | |
|------------------|----|-----------------|----|---|----|
| | 8 | JXP- 7 | 4 | 0 | 4 |
| | 9 | JXP- 8 | 3 | 0 | 3 |
| | 10 | JXP- 9 | 2 | 0 | 2 |
| | 11 | JXP- 10 | 6 | 3 | 9 |
| | 12 | JXP- 11 | 1 | 0 | 1 |
| | 13 | JXP- 12 | 2 | 0 | 2 |
| | 14 | JXP- 13 | 1 | 0 | 1 |
| | 16 | JXP- 15 | 1 | 0 | 1 |
| Fwd EQs - Bank 1 | 7 | SC-EQ-750- SC-4 | 1 | 0 | 1 |
| | 9 | SC-EQ-750- SC-2 | 1 | 0 | 1 |
| | 10 | SC-EQ-750- SC-1 | 1 | 1 | 2 |
| | 11 | SC-EQ-750- 0 | 2 | 0 | 2 |
| | 12 | SC-EQ-750- 2 | 9 | 0 | 9 |
| | 13 | SC-EQ-750- 4 | 6 | 0 | 6 |
| | 14 | SC-EQ-750- 6 | 8 | 1 | 9 |
| | 15 | SC-EQ-750- 8 | 2 | 1 | 3 |
| | 16 | SC-EQ-750- 10 | 4 | 0 | 4 |
| | 18 | SC-EQ-750- 14 | 3 | 1 | 4 |
| | 19 | SC-EQ-750- 16 | 1 | 0 | 1 |
| Ret EQs - Bank 1 | 1 | SEE-40- 0 | 3 | 0 | 3 |
| | 2 | SEE-40- 2 | 27 | 3 | 30 |
| | 3 | SEE-40- 4 | 7 | 1 | 8 |
| | 4 | SEE-40- 6 | 1 | 0 | 1 |
| Feeder makers | 1 | | 1 | 0 | 1 |
| Inline EQs | 2 | | 7 | 0 | 7 |
| | 3 | | 0 | 4 | 4 |
| 2-Port Taps | 1 | FFT2-23K | 1 | 0 | 1 |
| | 3 | FFT2-17K | 1 | 1 | 2 |
| | 4 | FFT2-14K | 4 | 2 | 6 |
| | 5 | FFT2-10K | 11 | 2 | 13 |
| | 6 | FFT2-7K | 13 | 3 | 16 |
| | 7 | FFT2-4TK | 7 | 6 | 13 |
| 4-Port Taps | 1 | FFT4-23K | 25 | 0 | 25 |
| | 2 | FFT4-20K | 30 | 0 | 30 |
| | 3 | FFT4-17K | 37 | 4 | 41 |
| | 4 | FFT4-14K | 26 | 4 | 30 |
| | 5 | FFT4-10K | 27 | 6 | 33 |
| | 6 | FFT4-7TK | 25 | 4 | 29 |
| 8-Port Taps | 1 | FFT8-23K | 5 | 0 | 5 |
| | 2 | FFT8-20K | 12 | 0 | 12 |
| | 3 | FFT8-17K | 6 | 0 | 6 |
| | 4 | FFT8-14K | 8 | 0 | 8 |
| | 5 | FFT8-10TK | 7 | 0 | 7 |
| Couplers | 1 | LPI100 | 4 | 0 | 4 |
| | 2 | LLS102 | 8 | 1 | 9 |
| | 3 | LLS103 | 4 | 2 | 6 |
| | 4 | LDC108 | 10 | 0 | 10 |

| | | | | | |
|-------------------|----|--------------------|-------|------|-------|
| | 5 | LDC112 | 3 | 1 | 4 |
| | 11 | JUMPER | 26 | 1 | 27 |
| | 12 | MBD-SPLT | 4 | 0 | 4 |
| | 13 | MBD-DC10 | 2 | 0 | 2 |
| Power Supplies | 1 | XM 9015 | 4 | 0 | 4 |
| Miscellaneous | 1 | HTH Conn. | 59 | 7 | 66 |
| | 3 | Term | 16 | 4 | 20 |
| | 7 | SBH-1022 | 0 | 37 | 37 |
| | 8 | SBH-1432 | 0 | 4 | 4 |
| General BOM Info. | | Housecount | 782 | 79 | 861 |
| | | Ports | 1058 | 100 | 1158 |
| | | Non-MDU Housecount | 782 | 79 | 861 |
| | | MDU Housecount | 0 | 0 | 0 |
| | | MDU Tap Ports | 0 | 0 | 0 |
| | | MDU Tap Ports Used | 0 | 0 | 0 |
| | | COM Housecount | 0 | 0 | 0 |
| | | COM Tap Ports | 0 | 0 | 0 |
| | | COM Tap Ports Used | 0 | 0 | 0 |
| | | Drop Sp. Ports | 0 | 0 | 0 |
| | | Non-Design HC | 0 | 0 | 0 |
| | | Trunk Amps | 24 | 2 | 26 |
| | | Line Extenders | 14 | 2 | 16 |
| | | Equalizers | 7 | 4 | 11 |
| | | Taps (2-Port) | 37 | 14 | 51 |
| | | Taps (4-Port) | 170 | 18 | 188 |
| | | Taps (6-Port) | 0 | 0 | 0 |
| | | Taps (8-Port) | 38 | 0 | 38 |
| | | Taps (total) | 245 | 32 | 277 |
| | | 2-Way Couplers | 57 | 3 | 60 |
| | | 3-Way Couplers | 4 | 2 | 6 |
| | | Strand/Trench | 37988 | 7321 | 45309 |
| | | Poles Used | 274 | 0 | 274 |
| Cables | 0 | EX QR715-AR | 37988 | 0 | 37988 |
| | | 100 Series | 11946 | 0 | 11946 |
| | | Total EX QR715-AR | 49934 | 0 | 49934 |
| | 1 | EX QR715-UG | 0 | 7321 | 7321 |
| | | 100 Series | 0 | 1568 | 1568 |
| | | Total EX QR715-UG | 0 | 8889 | 8889 |
| Connectors | 0 | QR 715 P-T | 527 | 0 | 527 |
| | 1 | QR 715 P-T | 0 | 74 | 74 |

Equipment For Network file: NW-08.

Parameters: TACOMA-750
 Actives: TACOMA-750
 Taps: TACOMA-750
 Couplers: TACOMA-750
 Cables: TACOMA-750

| Equipment type | Line # | Part Number | Ae - p1 | UG - p1 | Total - p1 |
|-------------------|---------|----------------|---------|---------|------------|
| Actives | 1 | BLE 750-SH | 4 | 3 | 7 |
| | 13 | MB 750-SH | 3 | 0 | 3 |
| | 14 | MB 750-SH | 5 | 3 | 8 |
| | 15 | MB 750-SH | 2 | 2 | 4 |
| | 32 | Stargate 2000 | 1 | 0 | 1 |
| | 42 | BLE100-HSXH-F | 0 | 2 | 2 |
| | 47 | MB100S-2HSXH-F | 0 | 1 | 1 |
| Reserve Gain | 1 | BLE-750 AR | 4 | 3 | 7 |
| | 13 | MB-750 AR | 3 | 0 | 3 |
| | 14 | MB-750 AR | 5 | 3 | 8 |
| | 15 | MB-750 AR | 2 | 2 | 4 |
| | 32 | Stargate 2000 | 1 | 0 | 1 |
| | 42 | | 0 | 2 | 2 |
| Fwd Pads - Bank 1 | 1 | JXP- 0 | 1 | 0 | 1 |
| | 2 | JXP- 1 | 1 | 0 | 1 |
| | 3 | JXP- 2 | 0 | 2 | 2 |
| | 4 | JXP- 3 | 2 | 1 | 3 |
| | 5 | JXP- 4 | 1 | 2 | 3 |
| | 6 | JXP- 5 | 1 | 0 | 1 |
| | 7 | JXP- 6 | 0 | 1 | 1 |
| | 8 | JXP- 7 | 2 | 0 | 2 |
| | 9 | JXP- 8 | 0 | 2 | 2 |
| | 10 | JXP- 9 | 2 | 1 | 3 |
| | 11 | JXP- 10 | 2 | 0 | 2 |
| | 12 | JXP- 11 | 2 | 0 | 2 |
| | 13 | JXP- 12 | 1 | 0 | 1 |
| | 14 | JXP- 13 | 0 | 1 | 1 |
| 16 | JXP- 15 | 0 | 1 | 1 | |
| Fwd Pads - Bank 4 | 1 | NODE | 9 | 1 | 10 |
| Ret Pads - Bank 1 | 1 | JXP- 0 | 1 | 0 | 1 |
| | 3 | JXP- 2 | 1 | 0 | 1 |
| | 4 | JXP- 3 | 3 | 0 | 3 |
| | 6 | JXP- 5 | 1 | 3 | 4 |
| | 7 | JXP- 6 | 1 | 0 | 1 |
| | 8 | JXP- 7 | 3 | 2 | 5 |
| | 9 | JXP- 8 | 2 | 0 | 2 |
| | 11 | JXP- 10 | 1 | 0 | 1 |

| | | | | | |
|-------------------|----|-----------------|----|---|----|
| | 12 | JXP- 11 | 0 | 1 | 1 |
| | 13 | JXP- 12 | 0 | 1 | 1 |
| | 14 | JXP- 13 | 0 | 1 | 1 |
| | 15 | JXP- 14 | 0 | 2 | 2 |
| | 16 | JXP- 15 | 2 | 1 | 3 |
| Ret Pads - Bank 4 | 1 | NODE | 7 | 0 | 7 |
| Fwd EQs - Bank 1 | 8 | SC-EQ-750- SC-3 | 1 | 0 | 1 |
| | 10 | SC-EQ-750- SC-1 | 1 | 0 | 1 |
| | 11 | SC-EQ-750- 0 | 1 | 1 | 2 |
| | 12 | SC-EQ-750- 2 | 2 | 1 | 3 |
| | 13 | SC-EQ-750- 4 | 4 | 1 | 5 |
| | 15 | SC-EQ-750- 8 | 5 | 4 | 9 |
| | 16 | SC-EQ-750- 10 | 1 | 2 | 3 |
| | 17 | SC-EQ-750- 12 | 0 | 1 | 1 |
| | 18 | SC-EQ-750- 14 | 0 | 1 | 1 |
| Ret EQs - Bank 1 | 1 | SEE-40- 0 | 1 | 0 | 1 |
| | 2 | SEE-40- 2 | 10 | 7 | 17 |
| | 3 | SEE-40- 4 | 4 | 4 | 8 |
| Feeder makers | 1 | | 1 | 0 | 1 |
| Inline EQs | 2 | | 1 | 1 | 2 |
| | 3 | | 0 | 2 | 2 |
| | 4 | EX ST SPLICE | 1 | 9 | 10 |
| 2-Port Taps | 2 | FFT2-20K | 0 | 2 | 2 |
| | 3 | FFT2-17K | 0 | 2 | 2 |
| | 5 | FFT2-10K | 2 | 2 | 4 |
| | 6 | FFT2-7K | 3 | 1 | 4 |
| | 7 | FFT2-4TK | 5 | 4 | 9 |
| 4-Port Taps | 1 | FFT4-23K | 6 | 0 | 6 |
| | 2 | FFT4-20K | 8 | 1 | 9 |
| | 3 | FFT4-17K | 8 | 1 | 9 |
| | 4 | FFT4-14K | 10 | 3 | 13 |
| | 5 | FFT4-10K | 6 | 4 | 10 |
| | 6 | FFT4-7TK | 9 | 6 | 15 |
| 8-Port Taps | 1 | FFT8-23K | 2 | 0 | 2 |
| | 2 | FFT8-20K | 2 | 2 | 4 |
| | 3 | FFT8-17K | 3 | 2 | 5 |
| | 4 | FFT8-14K | 4 | 0 | 4 |
| | 5 | FFT8-10TK | 2 | 1 | 3 |
| Couplers | 1 | LPI100 | 2 | 1 | 3 |
| | 2 | LLS102 | 7 | 5 | 12 |
| | 3 | LLS103 | 1 | 1 | 2 |
| | 4 | LDC108 | 3 | 1 | 4 |
| | 5 | LDC112 | 0 | 2 | 2 |
| | 11 | JUMPER | 35 | 6 | 41 |
| | 12 | MBD-SPLT | 0 | 1 | 1 |
| | 13 | MBD-DC10 | 1 | 1 | 2 |
| | 19 | APT 2 WAY | 0 | 1 | 1 |

| | | | | | |
|-------------------|----|--------------------|-------|-------|-------|
| | 21 | APT 4 WAY | 4 | 0 | 4 |
| Power Supplies | 1 | XM 9015 | 3 | 0 | 3 |
| Miscellaneous | 1 | HTH Conn. | 22 | 9 | 31 |
| | 2 | Splice | 0 | 2 | 2 |
| | 3 | Term | 7 | 8 | 15 |
| | 7 | SBH-1022 | 0 | 48 | 48 |
| | 8 | SBH-1432 | 0 | 11 | 11 |
| | 9 | PS6 | 0 | 2 | 2 |
| General BOM Info. | | Housecount | 266 | 239 | 505 |
| | | Ports | 312 | 122 | 434 |
| | | Non-MDU Housecount | 228 | 62 | 290 |
| | | MDU Housecount | 38 | 177 | 215 |
| | | MDU Tap Ports | 8 | 28 | 36 |
| | | MDU Tap Ports Used | 8 | 19 | 27 |
| | | COM Housecount | 0 | 0 | 0 |
| | | COM Tap Ports | 0 | 0 | 0 |
| | | COM Tap Ports Used | 0 | 0 | 0 |
| | | Drop Sp. Ports | 8 | 0 | 8 |
| | | Non-Design HC | 0 | 0 | 0 |
| | | Trunk Amps | 11 | 8 | 19 |
| | | Line Extenders | 4 | 3 | 7 |
| | | Equalizers | 2 | 12 | 14 |
| | | Taps (2-Port) | 10 | 11 | 21 |
| | | Taps (4-Port) | 47 | 15 | 62 |
| | | Taps (6-Port) | 0 | 0 | 0 |
| | | Taps (8-Port) | 13 | 5 | 18 |
| | | Taps (total) | 70 | 31 | 101 |
| | | 2-Way Couplers | 27 | 16 | 43 |
| | | 3-Way Couplers | 1 | 1 | 2 |
| | | Strand/Trench | 13536 | 13318 | 26854 |
| | | Poles Used | 98 | 0 | 98 |
| Cables | 0 | EX QR715-AR | 12988 | 0 | 12988 |
| | | 100 Series | 6223 | 0 | 6223 |
| | | Total EX QR715-AR | 19211 | 0 | 19211 |
| | 6 | EX RG11-AR | 548 | 0 | 548 |
| | | Total EX RG11-AR | 548 | 0 | 548 |
| | 74 | 800 Series | 2 | 0 | 2 |
| | | 900 Series | 1 | 0 | 1 |
| | | Total | 3 | 0 | 3 |
| | 1 | EX QR715-UG | 0 | 12265 | 12265 |
| | | 100 Series | 0 | 2061 | 2061 |
| | | Total EX QR715-UG | 0 | 14326 | 14326 |
| | 3 | EX P3-500 UG | 0 | 1053 | 1053 |
| | | 100 Series | 0 | 10 | 10 |
| | | Total EX P3-500 UG | 0 | 1063 | 1063 |
| Connectors | 0 | QR 715 P-T | 211 | 0 | 211 |
| | 6 | RG 11 P-T | 6 | 0 | 6 |

| | | | | |
|---|------------|---|-----|-----|
| 1 | QR 715 P-T | 0 | 105 | 105 |
| 3 | | 0 | 8 | 8 |

Equipment For Network file: NW-09.

Parameters: TACOMA-750
 Actives: TACOMA-750
 Taps: TACOMA-750
 Couplers: TACOMA-750
 Cables: TACOMA-750

| Equipment type | Line # | Part Number | Ae - p1 | UG - p1 | Total - p1 |
|-------------------|------------------|-----------------|-----------------|---------|------------|
| Actives | 1 | BLE 750-SH | 15 | 1 | 16 |
| | 13 | MB 750-SH | 7 | 0 | 7 |
| | 14 | MB 750-SH | 7 | 0 | 7 |
| | 15 | MB 750-SH | 9 | 0 | 9 |
| | 16 | MB 750-SH | 7 | 0 | 7 |
| Reserve Gain | 1 | BLE-750 AR | 15 | 1 | 16 |
| | 13 | MB-750 AR | 7 | 0 | 7 |
| | 14 | MB-750 AR | 7 | 0 | 7 |
| | 15 | MB-750 AR | 9 | 0 | 9 |
| | 16 | MB-750 AR | 7 | 0 | 7 |
| Fwd Pads - Bank 1 | 1 | JXP- 0 | 1 | 0 | 1 |
| | 2 | JXP- 1 | 1 | 0 | 1 |
| | 3 | JXP- 2 | 3 | 1 | 4 |
| | 4 | JXP- 3 | 1 | 0 | 1 |
| | 5 | JXP- 4 | 2 | 0 | 2 |
| | 6 | JXP- 5 | 4 | 0 | 4 |
| | 7 | JXP- 6 | 5 | 0 | 5 |
| | 8 | JXP- 7 | 4 | 0 | 4 |
| | 9 | JXP- 8 | 8 | 0 | 8 |
| | 10 | JXP- 9 | 4 | 0 | 4 |
| | 11 | JXP- 10 | 4 | 0 | 4 |
| | 12 | JXP- 11 | 2 | 0 | 2 |
| | 13 | JXP- 12 | 3 | 0 | 3 |
| | 14 | JXP- 13 | 2 | 0 | 2 |
| | 15 | JXP- 14 | 1 | 0 | 1 |
| Ret Pads - Bank 1 | 1 | JXP- 0 | 3 | 0 | 3 |
| | 2 | JXP- 1 | 3 | 0 | 3 |
| | 4 | JXP- 3 | 4 | 0 | 4 |
| | 5 | JXP- 4 | 5 | 0 | 5 |
| | 6 | JXP- 5 | 7 | 0 | 7 |
| | 7 | JXP- 6 | 3 | 0 | 3 |
| | 8 | JXP- 7 | 7 | 0 | 7 |
| | 9 | JXP- 8 | 4 | 1 | 5 |
| | 10 | JXP- 9 | 3 | 0 | 3 |
| | 11 | JXP- 10 | 2 | 0 | 2 |
| | 12 | JXP- 11 | 4 | 0 | 4 |
| | Fwd EQs - Bank 1 | 7 | SC-EQ-750- SC-4 | 2 | 0 |
| 8 | | SC-EQ-750- SC-3 | 1 | 0 | 1 |

| | | | | | |
|-------------------|----|--------------------|------|----|------|
| | 10 | SC-EQ-750- SC-1 | 4 | 0 | 4 |
| | 11 | SC-EQ-750- 0 | 5 | 0 | 5 |
| | 12 | SC-EQ-750- 2 | 4 | 0 | 4 |
| | 13 | SC-EQ-750- 4 | 15 | 0 | 15 |
| | 14 | SC-EQ-750- 6 | 4 | 0 | 4 |
| | 15 | SC-EQ-750- 8 | 6 | 0 | 6 |
| | 16 | SC-EQ-750- 10 | 3 | 1 | 4 |
| | 18 | SC-EQ-750- 14 | 1 | 0 | 1 |
| Ret EQs - Bank 1 | 1 | SEE-40- 0 | 8 | 0 | 8 |
| | 2 | SEE-40- 2 | 35 | 1 | 36 |
| | 3 | SEE-40- 4 | 2 | 0 | 2 |
| Feeder makers | 1 | | 1 | 0 | 1 |
| Inline EQs | 2 | | 1 | 0 | 1 |
| | 3 | | 0 | 1 | 1 |
| 2-Port Taps | 3 | FFT2-17K | 4 | 0 | 4 |
| | 4 | FFT2-14K | 4 | 0 | 4 |
| | 5 | FFT2-10K | 5 | 1 | 6 |
| | 6 | FFT2-7K | 11 | 1 | 12 |
| | 7 | FFT2-4TK | 18 | 0 | 18 |
| 4-Port Taps | 1 | FFT4-23K | 44 | 2 | 46 |
| | 2 | FFT4-20K | 49 | 1 | 50 |
| | 3 | FFT4-17K | 50 | 1 | 51 |
| | 4 | FFT4-14K | 54 | 2 | 56 |
| | 5 | FFT4-10K | 51 | 1 | 52 |
| | 6 | FFT4-7TK | 27 | 0 | 27 |
| 8-Port Taps | 1 | FFT8-23K | 4 | 0 | 4 |
| | 2 | FFT8-20K | 4 | 1 | 5 |
| | 3 | FFT8-17K | 5 | 1 | 6 |
| | 4 | FFT8-14K | 10 | 0 | 10 |
| | 5 | FFT8-10TK | 12 | 3 | 15 |
| Couplers | 1 | LPI100 | 4 | 0 | 4 |
| | 2 | LLS102 | 18 | 1 | 19 |
| | 3 | LLS103 | 5 | 0 | 5 |
| | 4 | LDC108 | 16 | 0 | 16 |
| | 5 | LDC112 | 2 | 0 | 2 |
| | 11 | JUMPER | 42 | 0 | 42 |
| | 12 | MBD-SPLT | 1 | 0 | 1 |
| | 13 | MBD-DC10 | 1 | 0 | 1 |
| Power Supplies | 1 | XM 9015 | 3 | 0 | 3 |
| | 2 | XM 9015 CWS | 1 | 0 | 1 |
| Miscellaneous | 1 | HTH Conn. | 92 | 2 | 94 |
| | 3 | Term | 21 | 2 | 23 |
| | 7 | SBH-1022 | 0 | 14 | 14 |
| | 8 | SBH-1432 | 0 | 1 | 1 |
| General BOM Info. | | Housecount | 1019 | 57 | 1076 |
| | | Ports | 1464 | 72 | 1536 |
| | | Non-MDU Housecount | 1013 | 51 | 1064 |

| | | | | | |
|------------|---|--------------------|-------|------|-------|
| | | MDU Housecount | 6 | 6 | 12 |
| | | MDU Tap Ports | 2 | 2 | 4 |
| | | MDU Tap Ports Used | 6 | 6 | 12 |
| | | COM Housecount | 0 | 0 | 0 |
| | | COM Tap Ports | 0 | 0 | 0 |
| | | COM Tap Ports Used | 0 | 0 | 0 |
| | | Drop Sp. Ports | 0 | 0 | 0 |
| | | Non-Design HC | 0 | 0 | 0 |
| | | Trunk Amps | 30 | 0 | 30 |
| | | Line Extenders | 15 | 1 | 16 |
| | | Equalizers | 1 | 1 | 2 |
| | | Taps (2-Port) | 42 | 2 | 44 |
| | | Taps (4-Port) | 275 | 7 | 282 |
| | | Taps (6-Port) | 0 | 0 | 0 |
| | | Taps (8-Port) | 35 | 5 | 40 |
| | | Taps (total) | 352 | 14 | 366 |
| | | 2-Way Couplers | 72 | 1 | 73 |
| | | 3-Way Couplers | 5 | 0 | 5 |
| | | Strand/Trench | 46142 | 2582 | 48724 |
| | | Poles Used | 371 | 0 | 371 |
| Cables | 0 | EX QR715-AR | 46142 | 0 | 46142 |
| | | 100 Series | 9789 | 0 | 9789 |
| | | Total EX QR715-AR | 55931 | 0 | 55931 |
| | 1 | EX QR715-UG | 0 | 2582 | 2582 |
| | | 100 Series | 0 | 220 | 220 |
| | | Total EX QR715-UG | 0 | 2802 | 2802 |
| Connectors | 0 | QR 715 P-T | 730 | 0 | 730 |
| | 1 | QR 715 P-T | 0 | 30 | 30 |

Equipment For Network file: NW-10.

Parameters: TACOMA-750
 Actives: TACOMA-750
 Taps: TACOMA-750
 Couplers: TACOMA-750
 Cables: TACOMA-750

| Equipment type | Line # | Part Number | Ae - p1 | UG - p1 | Total - p1 |
|-------------------|--------------|---------------|------------|---------|------------|
| Actives | 1 | BLE 750-SH | 15 | 1 | 16 |
| | 2 | BLE 750-SH | 1 | 1 | 2 |
| | 13 | MB 750-SH | 6 | 0 | 6 |
| | 14 | MB 750-SH | 5 | 1 | 6 |
| | 15 | MB 750-SH | 6 | 0 | 6 |
| | 16 | MB 750-SH | 1 | 0 | 1 |
| | 32 | Stargate 2000 | 1 | 0 | 1 |
| | 42 | BLE100-HSXH-F | 1 | 0 | 1 |
| | Reserve Gain | 1 | BLE-750 AR | 15 | 1 |
| 2 | | BLE-750 AR | 1 | 1 | 2 |
| 13 | | MB-750 AR | 6 | 0 | 6 |
| 14 | | MB-750 AR | 5 | 1 | 6 |
| 15 | | MB-750 AR | 6 | 0 | 6 |
| 16 | | MB-750 AR | 1 | 0 | 1 |
| 32 | | Stargate 2000 | 1 | 0 | 1 |
| 42 | | | 1 | 0 | 1 |
| Fwd Pads - Bank 1 | 1 | JXP- 0 | 1 | 0 | 1 |
| | 2 | JXP- 1 | 3 | 0 | 3 |
| | 3 | JXP- 2 | 1 | 1 | 2 |
| | 4 | JXP- 3 | 3 | 0 | 3 |
| | 5 | JXP- 4 | 4 | 0 | 4 |
| | 6 | JXP- 5 | 1 | 0 | 1 |
| | 7 | JXP- 6 | 2 | 0 | 2 |
| | 8 | JXP- 7 | 3 | 1 | 4 |
| | 9 | JXP- 8 | 7 | 0 | 7 |
| | 10 | JXP- 9 | 5 | 0 | 5 |
| | 11 | JXP- 10 | 5 | 1 | 6 |
| | 12 | JXP- 11 | 1 | 0 | 1 |
| Ret Pads - Bank 1 | 1 | JXP- 0 | 2 | 0 | 2 |
| | 2 | JXP- 1 | 1 | 0 | 1 |
| | 3 | JXP- 2 | 2 | 0 | 2 |
| | 4 | JXP- 3 | 5 | 0 | 5 |
| | 5 | JXP- 4 | 6 | 0 | 6 |
| | 6 | JXP- 5 | 4 | 0 | 4 |
| | 7 | JXP- 6 | 5 | 0 | 5 |
| | 8 | JXP- 7 | 3 | 0 | 3 |
| | 9 | JXP- 8 | 3 | 0 | 3 |
| | 10 | JXP- 9 | 2 | 1 | 3 |

| | | | | | |
|------------------|----|-----------------|----|---|----|
| | 11 | JXP- 10 | 2 | 1 | 3 |
| | 13 | JXP- 12 | 0 | 1 | 1 |
| | 16 | JXP- 15 | 1 | 0 | 1 |
| Fwd EQs - Bank 1 | 6 | SC-EQ-750- SC-5 | 1 | 0 | 1 |
| | 7 | SC-EQ-750- SC-4 | 1 | 0 | 1 |
| | 8 | SC-EQ-750- SC-3 | 2 | 0 | 2 |
| | 9 | SC-EQ-750- SC-2 | 1 | 0 | 1 |
| | 10 | SC-EQ-750- SC-1 | 1 | 0 | 1 |
| | 11 | SC-EQ-750- 0 | 4 | 0 | 4 |
| | 12 | SC-EQ-750- 2 | 4 | 0 | 4 |
| | 13 | SC-EQ-750- 4 | 8 | 0 | 8 |
| | 14 | SC-EQ-750- 6 | 6 | 1 | 7 |
| | 15 | SC-EQ-750- 8 | 1 | 0 | 1 |
| | 16 | SC-EQ-750- 10 | 5 | 1 | 6 |
| | 17 | SC-EQ-750- 12 | 1 | 1 | 2 |
| | 18 | SC-EQ-750- 14 | 1 | 0 | 1 |
| Ret EQs - Bank 1 | 1 | SEE-40- 0 | 7 | 0 | 7 |
| | 2 | SEE-40- 2 | 25 | 2 | 27 |
| | 3 | SEE-40- 4 | 4 | 1 | 5 |
| Feeder makers | 1 | | 1 | 0 | 1 |
| Inline EQs | 2 | | 2 | 1 | 3 |
| | 3 | | 0 | 1 | 1 |
| | 4 | EX ST SPLICE | 1 | 0 | 1 |
| 2-Port Taps | 3 | FFT2-17K | 2 | 0 | 2 |
| | 4 | FFT2-14K | 4 | 1 | 5 |
| | 5 | FFT2-10K | 10 | 2 | 12 |
| | 6 | FFT2-7K | 2 | 3 | 5 |
| | 7 | FFT2-4TK | 7 | 3 | 10 |
| 4-Port Taps | 1 | FFT4-23K | 27 | 0 | 27 |
| | 2 | FFT4-20K | 33 | 0 | 33 |
| | 3 | FFT4-17K | 32 | 3 | 35 |
| | 4 | FFT4-14K | 31 | 3 | 34 |
| | 5 | FFT4-10K | 31 | 1 | 32 |
| | 6 | FFT4-7TK | 19 | 2 | 21 |
| 8-Port Taps | 1 | FFT8-23K | 3 | 0 | 3 |
| | 2 | FFT8-20K | 6 | 2 | 8 |
| | 3 | FFT8-17K | 8 | 2 | 10 |
| | 4 | FFT8-14K | 11 | 3 | 14 |
| | 5 | FFT8-10TK | 12 | 1 | 13 |
| Couplers | 1 | LPI100 | 4 | 0 | 4 |
| | 2 | LLS102 | 4 | 2 | 6 |
| | 3 | LLS103 | 3 | 0 | 3 |
| | 4 | LDC108 | 18 | 2 | 20 |
| | 5 | LDC112 | 4 | 0 | 4 |
| | 11 | JUMPER | 22 | 1 | 23 |
| | 12 | MBD-SPLT | 1 | 1 | 2 |
| | 13 | MBD-DC10 | 4 | 0 | 4 |

| | | | | | |
|-------------------|---|--------------------|-------|------|-------|
| Power Supplies | 1 | XM 9015 | 4 | 0 | 4 |
| Miscellaneous | 1 | HTH Conn. | 66 | 7 | 73 |
| | 2 | Splice | 1 | 0 | 1 |
| | 3 | Term | 16 | 4 | 20 |
| | 7 | SBH-1022 | 0 | 26 | 26 |
| | 8 | SBH-1432 | 0 | 3 | 3 |
| General BOM Info. | | Housecount | 744 | 92 | 836 |
| | | Ports | 1062 | 118 | 1180 |
| | | Non-MDU Housecount | 744 | 92 | 836 |
| | | MDU Housecount | 0 | 0 | 0 |
| | | MDU Tap Ports | 0 | 0 | 0 |
| | | MDU Tap Ports Used | 0 | 0 | 0 |
| | | COM Housecount | 0 | 0 | 0 |
| | | COM Tap Ports | 0 | 0 | 0 |
| | | COM Tap Ports Used | 0 | 0 | 0 |
| | | Drop Sp. Ports | 0 | 0 | 0 |
| | | Non-Design HC | 0 | 0 | 0 |
| | | Trunk Amps | 20 | 1 | 21 |
| | | Line Extenders | 16 | 2 | 18 |
| | | Equalizers | 3 | 2 | 5 |
| | | Taps (2-Port) | 25 | 9 | 34 |
| | | Taps (4-Port) | 173 | 9 | 182 |
| | | Taps (6-Port) | 0 | 0 | 0 |
| | | Taps (8-Port) | 40 | 8 | 48 |
| | | Taps (total) | 238 | 26 | 264 |
| | | 2-Way Couplers | 57 | 6 | 63 |
| | | 3-Way Couplers | 3 | 0 | 3 |
| | | Strand/Trench | 33487 | 4678 | 38165 |
| | | Poles Used | 264 | 0 | 264 |
| Cables | 0 | EX QR715-AR | 33487 | 0 | 33487 |
| | | 100 Series | 8608 | 0 | 8608 |
| | | Total EX QR715-AR | 42095 | 0 | 42095 |
| | 1 | EX QR715-UG | 0 | 4678 | 4678 |
| | | 100 Series | 0 | 1065 | 1065 |
| | | Total EX QR715-UG | 0 | 5743 | 5743 |
| Connectors | 0 | QR 715 P-T | 495 | 0 | 495 |
| | 1 | QR 715 P-T | 0 | 58 | 58 |

Equipment For Network file: NW-11.

Parameters: TACOMA-750
 Actives: TACOMA-750
 Taps: TACOMA-750
 Couplers: TACOMA-750
 Cables: TACOMA-750

| Equipment type | Line # | Part Number | Ae - p1 | UG - p1 | Total - p1 |
|-------------------|---------|----------------------|---------|---------|------------|
| Actives | 1 | BLE 750-SH | 21 | 2 | 23 |
| | 2 | BLE 750-SH | 4 | 0 | 4 |
| | 13 | MB 750-SH | 5 | 0 | 5 |
| | 14 | MB 750-SH | 8 | 0 | 8 |
| | 15 | MB 750-SH | 3 | 1 | 4 |
| | 32 | Stargate 4000 | 1 | 0 | 1 |
| | 33 | Dummy Node,Lode Code | 1 | 0 | 1 |
| Reserve Gain | 1 | BLE-750 AR | 21 | 2 | 23 |
| | 2 | BLE-750 AR | 4 | 0 | 4 |
| | 13 | MB-750 AR | 5 | 0 | 5 |
| | 14 | MB-750 AR | 8 | 0 | 8 |
| | 15 | MB-750 AR | 3 | 1 | 4 |
| | 32 | Stargate 4000 | 2 | 0 | 2 |
| | 33 | | 1 | 0 | 1 |
| Fwd Pads - Bank 1 | 0 | JXP- VOID | 1 | 0 | 1 |
| | 1 | JXP- 0 | 3 | 1 | 4 |
| | 2 | JXP- 1 | 1 | 0 | 1 |
| | 3 | JXP- 2 | 4 | 1 | 5 |
| | 4 | JXP- 3 | 2 | 0 | 2 |
| | 5 | JXP- 4 | 4 | 1 | 5 |
| | 6 | JXP- 5 | 4 | 0 | 4 |
| | 7 | JXP- 6 | 6 | 0 | 6 |
| | 8 | JXP- 7 | 5 | 0 | 5 |
| | 9 | JXP- 8 | 3 | 0 | 3 |
| | 10 | JXP- 9 | 3 | 0 | 3 |
| | 11 | JXP- 10 | 3 | 0 | 3 |
| | 12 | JXP- 11 | 3 | 0 | 3 |
| 16 | JXP- 15 | 1 | 0 | 1 | |
| Ret Pads - Bank 1 | 0 | JXP- VOID | 1 | 0 | 1 |
| | 1 | JXP- 0 | 5 | 0 | 5 |
| | 2 | JXP- 1 | 1 | 0 | 1 |
| | 3 | JXP- 2 | 3 | 0 | 3 |
| | 4 | JXP- 3 | 2 | 0 | 2 |
| | 5 | JXP- 4 | 3 | 0 | 3 |
| | 6 | JXP- 5 | 6 | 1 | 7 |
| | 7 | JXP- 6 | 5 | 0 | 5 |
| | 8 | JXP- 7 | 4 | 0 | 4 |
| 9 | JXP- 8 | 4 | 2 | 6 | |

| | | | | | |
|------------------|----|-----------------|----|---|----|
| | 10 | JXP- 9 | 3 | 0 | 3 |
| | 11 | JXP- 10 | 1 | 0 | 1 |
| | 12 | JXP- 11 | 2 | 0 | 2 |
| | 13 | JXP- 12 | 1 | 0 | 1 |
| | 15 | JXP- 14 | 1 | 0 | 1 |
| | 16 | JXP- 15 | 1 | 0 | 1 |
| Fwd EQs - Bank 1 | 0 | SC-EQ-750- VOID | 1 | 0 | 1 |
| | 1 | SC-EQ-750- SC10 | 1 | 0 | 1 |
| | 8 | SC-EQ-750- SC-3 | 1 | 0 | 1 |
| | 10 | SC-EQ-750- SC-1 | 3 | 0 | 3 |
| | 11 | SC-EQ-750- 0 | 1 | 0 | 1 |
| | 12 | SC-EQ-750- 2 | 6 | 0 | 6 |
| | 13 | SC-EQ-750- 4 | 4 | 0 | 4 |
| | 14 | SC-EQ-750- 6 | 10 | 1 | 11 |
| | 15 | SC-EQ-750- 8 | 11 | 0 | 11 |
| | 16 | SC-EQ-750- 10 | 4 | 1 | 5 |
| | 17 | SC-EQ-750- 12 | 0 | 1 | 1 |
| | 18 | SC-EQ-750- 14 | 1 | 0 | 1 |
| Ret EQs - Bank 1 | 0 | SEE-40- VOID | 1 | 0 | 1 |
| | 1 | SEE-40- 0 | 3 | 0 | 3 |
| | 2 | SEE-40- 2 | 35 | 2 | 37 |
| | 3 | SEE-40- 4 | 4 | 1 | 5 |
| Feeder makers | 1 | | 1 | 0 | 1 |
| Inline EQs | 2 | | 3 | 0 | 3 |
| | 3 | | 0 | 4 | 4 |
| 2-Port Taps | 2 | FFT2-20K | 1 | 0 | 1 |
| | 3 | FFT2-17K | 4 | 0 | 4 |
| | 4 | FFT2-14K | 6 | 0 | 6 |
| | 5 | FFT2-10K | 15 | 1 | 16 |
| | 6 | FFT2-7K | 12 | 0 | 12 |
| | 7 | FFT2-4TK | 14 | 3 | 17 |
| 4-Port Taps | 1 | FFT4-23K | 25 | 2 | 27 |
| | 2 | FFT4-20K | 33 | 4 | 37 |
| | 3 | FFT4-17K | 37 | 2 | 39 |
| | 4 | FFT4-14K | 42 | 3 | 45 |
| | 5 | FFT4-10K | 60 | 3 | 63 |
| | 6 | FFT4-7TK | 44 | 3 | 47 |
| 8-Port Taps | 1 | FFT8-23K | 1 | 0 | 1 |
| | 2 | FFT8-20K | 5 | 0 | 5 |
| | 3 | FFT8-17K | 6 | 0 | 6 |
| | 4 | FFT8-14K | 8 | 2 | 10 |
| | 5 | FFT8-10TK | 8 | 2 | 10 |
| Couplers | 1 | LPI100 | 4 | 0 | 4 |
| | 2 | LLS102 | 22 | 0 | 22 |
| | 3 | LLS103 | 13 | 1 | 14 |
| | 4 | LDC108 | 15 | 2 | 17 |
| | 5 | LDC112 | 3 | 0 | 3 |

| | | | | | |
|-------------------|----|--------------------|-------|------|-------|
| | 11 | JUMPER | 19 | 1 | 20 |
| | 12 | MBD-SPLT | 3 | 0 | 3 |
| | 13 | MBD-DC10 | 3 | 0 | 3 |
| | 15 | MBD-DC12 | 1 | 0 | 1 |
| Power Supplies | 1 | XM 9015 | 4 | 0 | 4 |
| Miscellaneous | 1 | HTH Conn. | 86 | 6 | 92 |
| | 3 | Term | 22 | 2 | 24 |
| | 7 | SBH-1022 | 0 | 28 | 28 |
| | 8 | SBH-1432 | 0 | 3 | 3 |
| General BOM Info. | | Housecount | 930 | 99 | 1029 |
| | | Ports | 1292 | 108 | 1400 |
| | | Non-MDU Housecount | 930 | 99 | 1029 |
| | | MDU Housecount | 0 | 0 | 0 |
| | | MDU Tap Ports | 0 | 0 | 0 |
| | | MDU Tap Ports Used | 0 | 0 | 0 |
| | | COM Housecount | 0 | 0 | 0 |
| | | COM Tap Ports | 0 | 0 | 0 |
| | | COM Tap Ports Used | 0 | 0 | 0 |
| | | Drop Sp. Ports | 0 | 0 | 0 |
| | | Non-Design HC | 0 | 0 | 0 |
| | | Trunk Amps | 19 | 1 | 20 |
| | | Line Extenders | 25 | 2 | 27 |
| | | Equalizers | 3 | 4 | 7 |
| | | Taps (2-Port) | 52 | 4 | 56 |
| | | Taps (4-Port) | 241 | 17 | 258 |
| | | Taps (6-Port) | 0 | 0 | 0 |
| | | Taps (8-Port) | 28 | 4 | 32 |
| | | Taps (total) | 321 | 25 | 346 |
| | | 2-Way Couplers | 70 | 3 | 73 |
| | | 3-Way Couplers | 13 | 1 | 14 |
| | | Strand/Trench | 45138 | 4996 | 50134 |
| | | Poles Used | 361 | 0 | 361 |
| Cables | 0 | EX QR715-AR | 45138 | 0 | 45138 |
| | | 100 Series | 10344 | 0 | 10344 |
| | | Total EX QR715-AR | 55482 | 0 | 55482 |
| | 1 | EX QR715-UG | 0 | 4996 | 4996 |
| | | 100 Series | 0 | 1596 | 1596 |
| | | Total EX QR715-UG | 0 | 6592 | 6592 |
| Connectors | 0 | QR 715 P-T | 685 | 0 | 685 |
| | 1 | QR 715 P-T | 0 | 58 | 58 |

Equipment For Network file: NW-12.

Parameters: TACOMA-750
 Actives: TACOMA-750
 Taps: TACOMA-750
 Couplers: TACOMA-750
 Cables: TACOMA-750

| Equipment type | Line # | Part Number | Ae - p1 | UG - p1 | Total - p1 |
|-------------------|--------------|----------------|------------|---------|------------|
| Actives | 1 | BLE 750-SH | 20 | 0 | 20 |
| | 2 | BLE 750-SH | 3 | 0 | 3 |
| | 13 | MB 750-SH | 6 | 0 | 6 |
| | 14 | MB 750-SH | 7 | 0 | 7 |
| | 15 | MB 750-SH | 5 | 0 | 5 |
| | 16 | MB 750-SH | 1 | 0 | 1 |
| | 32 | Stargate 4000 | 1 | 0 | 1 |
| | 42 | BLE100-HSXH-F | 1 | 0 | 1 |
| | 47 | MB100S-2HSXH-F | 0 | 1 | 1 |
| | Reserve Gain | 1 | BLE-750 AR | 20 | 0 |
| 2 | | BLE-750 AR | 3 | 0 | 3 |
| 13 | | MB-750 AR | 6 | 0 | 6 |
| 14 | | MB-750 AR | 7 | 0 | 7 |
| 15 | | MB-750 AR | 5 | 0 | 5 |
| 16 | | MB-750 AR | 1 | 0 | 1 |
| 32 | | Stargate 4000 | 1 | 0 | 1 |
| 42 | | | 1 | 0 | 1 |
| Fwd Pads - Bank 1 | 1 | JXP- 0 | 4 | 0 | 4 |
| | 2 | JXP- 1 | 6 | 0 | 6 |
| | 3 | JXP- 2 | 4 | 0 | 4 |
| | 4 | JXP- 3 | 3 | 0 | 3 |
| | 5 | JXP- 4 | 3 | 0 | 3 |
| | 6 | JXP- 5 | 2 | 0 | 2 |
| | 7 | JXP- 6 | 2 | 0 | 2 |
| | 8 | JXP- 7 | 3 | 0 | 3 |
| | 9 | JXP- 8 | 4 | 0 | 4 |
| | 10 | JXP- 9 | 3 | 1 | 4 |
| | 11 | JXP- 10 | 4 | 0 | 4 |
| | 12 | JXP- 11 | 3 | 0 | 3 |
| | 13 | JXP- 12 | 1 | 0 | 1 |
| | 14 | JXP- 13 | 2 | 0 | 2 |
| Fwd Pads - Bank 4 | 1 | NODE | 0 | 2 | 2 |
| Ret Pads - Bank 1 | 1 | JXP- 0 | 6 | 0 | 6 |
| | 3 | JXP- 2 | 2 | 0 | 2 |
| | 4 | JXP- 3 | 4 | 0 | 4 |
| | 5 | JXP- 4 | 4 | 0 | 4 |
| | 6 | JXP- 5 | 6 | 1 | 7 |

| | | | | | |
|-------------------|----|-----------------|----|---|----|
| | 7 | JXP- 6 | 7 | 0 | 7 |
| | 8 | JXP- 7 | 6 | 0 | 6 |
| | 9 | JXP- 8 | 3 | 0 | 3 |
| | 10 | JXP- 9 | 1 | 0 | 1 |
| | 11 | JXP- 10 | 2 | 0 | 2 |
| | 12 | JXP- 11 | 1 | 0 | 1 |
| | 13 | JXP- 12 | 1 | 0 | 1 |
| | 16 | JXP- 15 | 1 | 0 | 1 |
| Ret Pads - Bank 4 | 1 | NODE | 0 | 2 | 2 |
| Fwd EQs - Bank 1 | 7 | SC-EQ-750- SC-4 | 1 | 0 | 1 |
| | 9 | SC-EQ-750- SC-2 | 4 | 0 | 4 |
| | 10 | SC-EQ-750- SC-1 | 1 | 0 | 1 |
| | 11 | SC-EQ-750- 0 | 4 | 1 | 5 |
| | 12 | SC-EQ-750- 2 | 3 | 0 | 3 |
| | 13 | SC-EQ-750- 4 | 10 | 0 | 10 |
| | 14 | SC-EQ-750- 6 | 7 | 0 | 7 |
| | 15 | SC-EQ-750- 8 | 5 | 0 | 5 |
| | 16 | SC-EQ-750- 10 | 4 | 0 | 4 |
| | 17 | SC-EQ-750- 12 | 4 | 0 | 4 |
| | 18 | SC-EQ-750- 14 | 1 | 0 | 1 |
| Ret EQs - Bank 1 | 1 | SEE-40- 0 | 11 | 0 | 11 |
| | 2 | SEE-40- 2 | 30 | 1 | 31 |
| | 3 | SEE-40- 4 | 3 | 0 | 3 |
| FeederMakers | 1 | | 1 | 0 | 1 |
| Inline EQs | 2 | | 0 | 2 | 2 |
| | 3 | | 0 | 2 | 2 |
| | 4 | EX ST SPLICE | 1 | 0 | 1 |
| 2-Port Taps | 3 | FFT2-17K | 8 | 0 | 8 |
| | 4 | FFT2-14K | 3 | 0 | 3 |
| | 5 | FFT2-10K | 10 | 0 | 10 |
| | 6 | FFT2-7K | 7 | 0 | 7 |
| | 7 | FFT2-4TK | 16 | 0 | 16 |
| 4-Port Taps | 1 | FFT4-23K | 22 | 0 | 22 |
| | 2 | FFT4-20K | 29 | 0 | 29 |
| | 3 | FFT4-17K | 32 | 0 | 32 |
| | 4 | FFT4-14K | 50 | 0 | 50 |
| | 5 | FFT4-10K | 45 | 1 | 46 |
| | 6 | FFT4-7TK | 35 | 2 | 37 |
| 8-Port Taps | 1 | FFT8-23K | 6 | 0 | 6 |
| | 2 | FFT8-20K | 11 | 0 | 11 |
| | 3 | FFT8-17K | 15 | 0 | 15 |
| | 4 | FFT8-14K | 14 | 0 | 14 |
| | 5 | FFT8-10TK | 16 | 0 | 16 |
| Couplers | 1 | LPI100 | 4 | 0 | 4 |
| | 2 | LLS102 | 21 | 0 | 21 |
| | 3 | LLS103 | 13 | 0 | 13 |
| | 4 | LDC108 | 16 | 0 | 16 |

| | | | | | |
|-------------------|----|--------------------|-------|------|-------|
| | 5 | LDC112 | 5 | 0 | 5 |
| | 11 | JUMPER | 25 | 0 | 25 |
| | 12 | MBD-SPLT | 4 | 0 | 4 |
| | 13 | MBD-DC10 | 4 | 0 | 4 |
| Power Supplies | 1 | XM 9015 | 4 | 0 | 4 |
| Miscellaneous | 1 | HTH Conn. | 84 | 0 | 84 |
| | 3 | Term | 29 | 0 | 29 |
| | 7 | SBH-1022 | 0 | 7 | 7 |
| | 8 | SBH-1432 | 0 | 1 | 1 |
| General BOM Info. | | Housecount | 1000 | 3 | 1003 |
| | | Ports | 1436 | 12 | 1448 |
| | | Non-MDU Housecount | 968 | 3 | 971 |
| | | MDU Housecount | 32 | 0 | 32 |
| | | MDU Tap Ports | 4 | 0 | 4 |
| | | MDU Tap Ports Used | 2 | 0 | 2 |
| | | COM Housecount | 0 | 0 | 0 |
| | | COM Tap Ports | 0 | 0 | 0 |
| | | COM Tap Ports Used | 0 | 0 | 0 |
| | | Drop Sp. Ports | 0 | 0 | 0 |
| | | Non-Design HC | 0 | 0 | 0 |
| | | Trunk Amps | 21 | 1 | 22 |
| | | Line Extenders | 23 | 0 | 23 |
| | | Equalizers | 1 | 4 | 5 |
| | | Taps (2-Port) | 44 | 0 | 44 |
| | | Taps (4-Port) | 213 | 3 | 216 |
| | | Taps (6-Port) | 0 | 0 | 0 |
| | | Taps (8-Port) | 62 | 0 | 62 |
| | | Taps (total) | 319 | 3 | 322 |
| | | 2-Way Couplers | 77 | 0 | 77 |
| | | 3-Way Couplers | 13 | 0 | 13 |
| | | Strand/Trench | 45639 | 701 | 46340 |
| | | Poles Used | 365 | 0 | 365 |
| Cables | 0 | EX QR715-AR | 45489 | 0 | 45489 |
| | | 100 Series | 9397 | 0 | 9397 |
| | | 400 Series | 150 | 0 | 150 |
| | | Total EX QR715-AR | 55036 | 0 | 55036 |
| | 1 | EX QR715-UG | 0 | 656 | 656 |
| | | 100 Series | 0 | 300 | 300 |
| | | 200 Series | 0 | 45 | 45 |
| | | Total EX QR715-UG | 0 | 1001 | 1001 |
| Connectors | 0 | QR 715 P-T | 690 | 0 | 690 |
| | 1 | QR 715 P-T | 0 | 16 | 16 |

Equipment For Network file: NW-13.

Parameters: TACOMA-750
 Actives: TACOMA-750
 Taps: TACOMA-750
 Couplers: TACOMA-750
 Cables: TACOMA-750

| Equipment type | Line # | Part Number | Ae - p1 | UG - p1 | Total - p1 |
|-------------------|--------|---------------|---------|---------|------------|
| Actives | 1 | BLE 750-SH | 6 | 2 | 8 |
| | 2 | BLE 750-SH | 1 | 0 | 1 |
| | 13 | MB 750-SH | 4 | 1 | 5 |
| | 14 | MB 750-SH | 9 | 0 | 9 |
| | 15 | MB 750-SH | 10 | 1 | 11 |
| | 16 | MB 750-SH | 2 | 1 | 3 |
| | 32 | Stargate 4000 | 1 | 0 | 1 |
| Reserve Gain | 1 | BLE-750 AR | 6 | 2 | 8 |
| | 2 | BLE-750 AR | 1 | 0 | 1 |
| | 13 | MB-750 AR | 4 | 1 | 5 |
| | 14 | MB-750 AR | 9 | 0 | 9 |
| | 15 | MB-750 AR | 10 | 1 | 11 |
| | 16 | MB-750 AR | 2 | 1 | 3 |
| | 32 | Stargate 4000 | 1 | 0 | 1 |
| Fwd Pads - Bank 1 | 1 | JXP- 0 | 5 | 0 | 5 |
| | 2 | JXP- 1 | 2 | 0 | 2 |
| | 3 | JXP- 2 | 3 | 1 | 4 |
| | 4 | JXP- 3 | 4 | 0 | 4 |
| | 5 | JXP- 4 | 4 | 0 | 4 |
| | 6 | JXP- 5 | 1 | 0 | 1 |
| | 7 | JXP- 6 | 5 | 0 | 5 |
| | 8 | JXP- 7 | 2 | 0 | 2 |
| | 9 | JXP- 8 | 2 | 0 | 2 |
| | 10 | JXP- 9 | 1 | 1 | 2 |
| | 11 | JXP- 10 | 1 | 1 | 2 |
| | 12 | JXP- 11 | 1 | 0 | 1 |
| | 13 | JXP- 12 | 0 | 1 | 1 |
| | 14 | JXP- 13 | 1 | 1 | 2 |
| | 15 | JXP- 14 | 1 | 0 | 1 |
| Ret Pads - Bank 1 | 1 | JXP- 0 | 2 | 0 | 2 |
| | 2 | JXP- 1 | 3 | 1 | 4 |
| | 3 | JXP- 2 | 6 | 0 | 6 |
| | 4 | JXP- 3 | 4 | 0 | 4 |
| | 5 | JXP- 4 | 4 | 0 | 4 |
| | 6 | JXP- 5 | 2 | 0 | 2 |
| | 7 | JXP- 6 | 3 | 0 | 3 |
| | 8 | JXP- 7 | 2 | 0 | 2 |
| | 9 | JXP- 8 | 2 | 3 | 5 |

| | | | | | |
|------------------|----|-----------------|----|----|----|
| | 11 | JXP- 10 | 1 | 0 | 1 |
| | 12 | JXP- 11 | 1 | 1 | 2 |
| | 13 | JXP- 12 | 1 | 0 | 1 |
| | 14 | JXP- 13 | 1 | 0 | 1 |
| | 16 | JXP- 15 | 1 | 0 | 1 |
| Fwd EQs - Bank 1 | 6 | SC-EQ-750- SC-5 | 1 | 0 | 1 |
| | 9 | SC-EQ-750- SC-2 | 1 | 0 | 1 |
| | 11 | SC-EQ-750- 0 | 3 | 2 | 5 |
| | 12 | SC-EQ-750- 2 | 5 | 0 | 5 |
| | 13 | SC-EQ-750- 4 | 7 | 1 | 8 |
| | 14 | SC-EQ-750- 6 | 5 | 1 | 6 |
| | 15 | SC-EQ-750- 8 | 5 | 0 | 5 |
| | 16 | SC-EQ-750- 10 | 2 | 0 | 2 |
| | 17 | SC-EQ-750- 12 | 4 | 1 | 5 |
| Ret EQs - Bank 1 | 1 | SEE-40- 0 | 3 | 0 | 3 |
| | 2 | SEE-40- 2 | 23 | 5 | 28 |
| | 3 | SEE-40- 4 | 6 | 0 | 6 |
| | 16 | SEE-40- | 1 | 0 | 1 |
| FeederMakers | 1 | | 1 | 0 | 1 |
| Inline EQs | 4 | EX ST SPLICE | 2 | 2 | 4 |
| | 6 | EX BL SPLICE | 0 | 3 | 3 |
| 2-Port Taps | 3 | FFT2-17K | 14 | 0 | 14 |
| | 4 | FFT2-14K | 15 | 2 | 17 |
| | 5 | FFT2-10K | 19 | 0 | 19 |
| | 6 | FFT2-7K | 4 | 2 | 6 |
| | 7 | FFT2-4TK | 10 | 3 | 13 |
| 4-Port Taps | 1 | FFT4-23K | 27 | 1 | 28 |
| | 2 | FFT4-20K | 35 | 0 | 35 |
| | 3 | FFT4-17K | 30 | 2 | 32 |
| | 4 | FFT4-14K | 40 | 12 | 52 |
| | 5 | FFT4-10K | 36 | 16 | 52 |
| | 6 | FFT4-7TK | 24 | 7 | 31 |
| 8-Port Taps | 1 | FFT8-23K | 4 | 0 | 4 |
| | 2 | FFT8-20K | 10 | 0 | 10 |
| | 3 | FFT8-17K | 4 | 0 | 4 |
| | 4 | FFT8-14K | 6 | 0 | 6 |
| | 5 | FFT8-10TK | 16 | 4 | 20 |
| Couplers | 1 | LPI100 | 4 | 0 | 4 |
| | 2 | LLS102 | 14 | 1 | 15 |
| | 3 | LLS103 | 7 | 4 | 11 |
| | 4 | LDC108 | 14 | 3 | 17 |
| | 5 | LDC112 | 7 | 0 | 7 |
| | 11 | JUMPER | 28 | 3 | 31 |
| | 13 | MBD-DC10 | 0 | 2 | 2 |
| Power Supplies | 1 | XM 9015 | 4 | 0 | 4 |
| Miscellaneous | 1 | HTH Conn. | 63 | 14 | 77 |
| | 2 | Splice | 0 | 2 | 2 |

| | | | | | |
|-------------------|---|--------------------|-------|-------|-------|
| | 3 | Term | 20 | 11 | 31 |
| | 7 | SBH-1022 | 0 | 57 | 57 |
| | 8 | SBH-1432 | 0 | 5 | 5 |
| General BOM Info. | | Housecount | 873 | 162 | 1035 |
| | | Ports | 1212 | 198 | 1410 |
| | | Non-MDU Housecount | 873 | 162 | 1035 |
| | | MDU Housecount | 0 | 0 | 0 |
| | | MDU Tap Ports | 0 | 0 | 0 |
| | | MDU Tap Ports Used | 0 | 0 | 0 |
| | | COM Housecount | 0 | 0 | 0 |
| | | COM Tap Ports | 0 | 0 | 0 |
| | | COM Tap Ports Used | 0 | 0 | 0 |
| | | Drop Sp. Ports | 0 | 0 | 0 |
| | | Non-Design HC | 0 | 0 | 0 |
| | | Trunk Amps | 26 | 3 | 29 |
| | | Line Extenders | 7 | 2 | 9 |
| | | Equalizers | 2 | 5 | 7 |
| | | Taps (2-Port) | 62 | 7 | 69 |
| | | Taps (4-Port) | 192 | 38 | 230 |
| | | Taps (6-Port) | 0 | 0 | 0 |
| | | Taps (8-Port) | 40 | 4 | 44 |
| | | Taps (total) | 294 | 49 | 343 |
| | | 2-Way Couplers | 67 | 9 | 76 |
| | | 3-Way Couplers | 7 | 4 | 11 |
| | | Strand/Trench | 42047 | 9884 | 51931 |
| | | Poles Used | 330 | 0 | 330 |
| Cables | 0 | EX QR715-AR | 42047 | 0 | 42047 |
| | | 100 Series | 11153 | 0 | 11153 |
| | | Total EX QR715-AR | 53200 | 0 | 53200 |
| | 1 | EX QR715-UG | 0 | 9884 | 9884 |
| | | 100 Series | 0 | 797 | 797 |
| | | Total EX QR715-UG | 0 | 10681 | 10681 |
| Connectors | 0 | QR 715 P-T | 635 | 0 | 635 |
| | 1 | QR 715 P-T | 0 | 106 | 106 |

Equipment For Network file: NW-14.

Parameters: TACOMA-750
 Actives: TACOMA-750
 Taps: TACOMA-750
 Couplers: TACOMA-750
 Cables: TACOMA-750

| Equipment type | Line # | Part Number | Ae - p1 | UG - p1 | Total - p1 |
|-------------------|--------------|----------------|------------|---------|------------|
| Actives | 1 | BLE 750-SH | 9 | 0 | 9 |
| | 2 | BLE 750-SH | 10 | 0 | 10 |
| | 13 | MB 750-SH | 8 | 0 | 8 |
| | 14 | MB 750-SH | 5 | 2 | 7 |
| | 15 | MB 750-SH | 2 | 1 | 3 |
| | 32 | Stargate 2000 | 1 | 0 | 1 |
| | 47 | MB100S-2HSXH-F | 1 | 0 | 1 |
| | Reserve Gain | 1 | BLE-750 AR | 9 | 0 |
| 2 | | BLE-750 AR | 10 | 0 | 10 |
| 13 | | MB-750 AR | 8 | 0 | 8 |
| 14 | | MB-750 AR | 5 | 2 | 7 |
| 15 | | MB-750 AR | 2 | 1 | 3 |
| 32 | | Stargate 2000 | 1 | 0 | 1 |
| 47 | | | 1 | 0 | 1 |
| Fwd Pads - Bank 1 | 1 | JXP- 0 | 2 | 1 | 3 |
| | 2 | JXP- 1 | 4 | 0 | 4 |
| | 3 | JXP- 2 | 5 | 0 | 5 |
| | 4 | JXP- 3 | 4 | 0 | 4 |
| | 5 | JXP- 4 | 1 | 0 | 1 |
| | 6 | JXP- 5 | 3 | 0 | 3 |
| | 7 | JXP- 6 | 4 | 0 | 4 |
| | 8 | JXP- 7 | 4 | 0 | 4 |
| | 9 | JXP- 8 | 2 | 0 | 2 |
| | 10 | JXP- 9 | 2 | 1 | 3 |
| | 11 | JXP- 10 | 2 | 0 | 2 |
| | 12 | JXP- 11 | 1 | 0 | 1 |
| | 13 | JXP- 12 | 2 | 1 | 3 |
| Fwd Pads - Bank 4 | 1 | NODE | 3 | 1 | 4 |
| Ret Pads - Bank 1 | 1 | JXP- 0 | 5 | 0 | 5 |
| | 2 | JXP- 1 | 1 | 0 | 1 |
| | 3 | JXP- 2 | 3 | 0 | 3 |
| | 4 | JXP- 3 | 4 | 0 | 4 |
| | 5 | JXP- 4 | 3 | 0 | 3 |
| | 7 | JXP- 6 | 4 | 0 | 4 |
| | 8 | JXP- 7 | 3 | 1 | 4 |
| | 9 | JXP- 8 | 5 | 0 | 5 |
| | 10 | JXP- 9 | 4 | 0 | 4 |
| | 11 | JXP- 10 | 1 | 0 | 1 |

| | | | | | |
|-------------------|----|-----------------|----|---|----|
| | 12 | JXP- 11 | 1 | 2 | 3 |
| | 13 | JXP- 12 | 1 | 0 | 1 |
| | 16 | JXP- 15 | 1 | 0 | 1 |
| Ret Pads - Bank 4 | 1 | NODE | 3 | 1 | 4 |
| Fwd EQs - Bank 1 | 7 | SC-EQ-750- SC-4 | 1 | 0 | 1 |
| | 9 | SC-EQ-750- SC-2 | 1 | 0 | 1 |
| | 10 | SC-EQ-750- SC-1 | 1 | 0 | 1 |
| | 11 | SC-EQ-750- 0 | 5 | 0 | 5 |
| | 12 | SC-EQ-750- 2 | 5 | 1 | 6 |
| | 13 | SC-EQ-750- 4 | 6 | 1 | 7 |
| | 14 | SC-EQ-750- 6 | 3 | 0 | 3 |
| | 15 | SC-EQ-750- 8 | 1 | 0 | 1 |
| | 16 | SC-EQ-750- 10 | 6 | 0 | 6 |
| | 17 | SC-EQ-750- 12 | 3 | 0 | 3 |
| | 18 | SC-EQ-750- 14 | 3 | 0 | 3 |
| | 19 | SC-EQ-750- 16 | 1 | 1 | 2 |
| Ret EQs - Bank 1 | 1 | SEE-40- 0 | 8 | 0 | 8 |
| | 2 | SEE-40- 2 | 23 | 2 | 25 |
| | 3 | SEE-40- 4 | 5 | 0 | 5 |
| | 4 | SEE-40- 6 | 0 | 1 | 1 |
| FeederMakers | 1 | | 1 | 0 | 1 |
| Inline EQs | 3 | | 2 | 4 | 6 |
| | 4 | EX ST SPLICE | 2 | 1 | 3 |
| | 5 | NEW ST SPLICE | 1 | 0 | 1 |
| | 7 | NEW BL SPLICE | 0 | 1 | 1 |
| 2-Port Taps | 1 | FFT2-23K | 1 | 0 | 1 |
| | 2 | FFT2-20K | 1 | 0 | 1 |
| | 3 | FFT2-17K | 6 | 1 | 7 |
| | 4 | FFT2-14K | 7 | 0 | 7 |
| | 5 | FFT2-10K | 19 | 1 | 20 |
| | 6 | FFT2-7K | 8 | 1 | 9 |
| | 7 | FFT2-4TK | 6 | 0 | 6 |
| 4-Port Taps | 1 | FFT4-23K | 15 | 1 | 16 |
| | 2 | FFT4-20K | 27 | 0 | 27 |
| | 3 | FFT4-17K | 33 | 1 | 34 |
| | 4 | FFT4-14K | 32 | 4 | 36 |
| | 5 | FFT4-10K | 36 | 2 | 38 |
| | 6 | FFT4-7TK | 39 | 5 | 44 |
| 8-Port Taps | 1 | FFT8-23K | 4 | 0 | 4 |
| | 2 | FFT8-20K | 5 | 1 | 6 |
| | 3 | FFT8-17K | 7 | 0 | 7 |
| | 4 | FFT8-14K | 12 | 0 | 12 |
| | 5 | FFT8-10TK | 8 | 1 | 9 |
| Couplers | 1 | LPI100 | 4 | 0 | 4 |
| | 2 | LLS102 | 10 | 1 | 11 |
| | 3 | LLS103 | 6 | 1 | 7 |
| | 4 | LDC108 | 18 | 0 | 18 |

| | | | | | |
|-------------------|----|--------------------|-------|------|-------|
| | 5 | LDC112 | 9 | 0 | 9 |
| | 11 | JUMPER | 27 | 3 | 30 |
| | 12 | MBD-SPLT | 6 | 0 | 6 |
| | 13 | MBD-DC10 | 1 | 0 | 1 |
| | 14 | MBD-DC8 | 0 | 1 | 1 |
| Power Supplies | 1 | XM 9015 | 4 | 0 | 4 |
| Miscellaneous | 1 | HTH Conn. | 70 | 5 | 75 |
| | 2 | Splice | 5 | 2 | 7 |
| | 3 | Term | 21 | 3 | 24 |
| | 7 | SBH-1022 | 0 | 24 | 24 |
| | 8 | SBH-1432 | 0 | 3 | 3 |
| General BOM Info. | | Housecount | 741 | 54 | 795 |
| | | Ports | 1112 | 74 | 1186 |
| | | Non-MDU Housecount | 741 | 43 | 784 |
| | | MDU Housecount | 0 | 11 | 11 |
| | | MDU Tap Ports | 0 | 4 | 4 |
| | | MDU Tap Ports Used | 0 | 7 | 7 |
| | | COM Housecount | 0 | 0 | 0 |
| | | COM Tap Ports | 0 | 0 | 0 |
| | | COM Tap Ports Used | 0 | 0 | 0 |
| | | Drop Sp. Ports | 0 | 0 | 0 |
| | | Non-Design HC | 0 | 0 | 0 |
| | | Trunk Amps | 17 | 3 | 20 |
| | | Line Extenders | 19 | 0 | 19 |
| | | Equalizers | 5 | 6 | 11 |
| | | Taps (2-Port) | 48 | 3 | 51 |
| | | Taps (4-Port) | 182 | 13 | 195 |
| | | Taps (6-Port) | 0 | 0 | 0 |
| | | Taps (8-Port) | 36 | 2 | 38 |
| | | Taps (total) | 266 | 18 | 284 |
| | | 2-Way Couplers | 68 | 5 | 73 |
| | | 3-Way Couplers | 6 | 1 | 7 |
| | | Strand/Trench | 40793 | 5232 | 46025 |
| | | Poles Used | 313 | 0 | 313 |
| Cables | 0 | EX QR715-AR | 40793 | 0 | 40793 |
| | | 100 Series | 11949 | 0 | 11949 |
| | | Total EX QR715-AR | 52742 | 0 | 52742 |
| | 1 | EX QR715-UG | 0 | 4722 | 4722 |
| | | 100 Series | 0 | 758 | 758 |
| | | 200 Series | 0 | 130 | 130 |
| | | 400 Series | 0 | 380 | 380 |
| | | 500 Series | 0 | 40 | 40 |
| | | Total EX QR715-UG | 0 | 6030 | 6030 |
| Connectors | 0 | QR 715 P-T | 593 | 0 | 593 |
| | 1 | QR 715 P-T | 0 | 59 | 59 |

Equipment For Network file: NW-15.

Parameters: TACOMA-750
 Actives: TACOMA-750
 Taps: TACOMA-750
 Couplers: TACOMA-750
 Cables: TACOMA-750

| Equipment type | Line # | Part Number | Ae - p1 | UG - p1 | Total - p1 | |
|-------------------|-------------------|----------------|------------|---------|------------|---|
| Actives | 1 | BLE 750-SH | 8 | 1 | 9 | |
| | 2 | BLE 750-SH | 2 | 0 | 2 | |
| | 13 | MB 750-SH | 5 | 0 | 5 | |
| | 14 | MB 750-SH | 5 | 4 | 9 | |
| | 15 | MB 750-SH | 3 | 1 | 4 | |
| | 16 | MB 750-SH | 1 | 0 | 1 | |
| | 32 | Stargate 4000 | 1 | 0 | 1 | |
| | 48 | MB100S-2HSXH-F | 1 | 0 | 1 | |
| | 49 | MB100S-2HSXH-F | 0 | 1 | 1 | |
| | Reserve Gain | 1 | BLE-750 AR | 8 | 1 | 9 |
| 2 | | BLE-750 AR | 2 | 0 | 2 | |
| 13 | | MB-750 AR | 5 | 0 | 5 | |
| 14 | | MB-750 AR | 5 | 4 | 9 | |
| 15 | | MB-750 AR | 3 | 1 | 4 | |
| 16 | | MB-750 AR | 1 | 0 | 1 | |
| 32 | | Stargate 4000 | 1 | 0 | 1 | |
| 48 | | | 1 | 0 | 1 | |
| 49 | | | 0 | 1 | 1 | |
| Fwd Pads - Bank 1 | | 1 | JXP- 0 | 4 | 0 | 4 |
| | 3 | JXP- 2 | 1 | 0 | 1 | |
| | 4 | JXP- 3 | 1 | 0 | 1 | |
| | 5 | JXP- 4 | 2 | 2 | 4 | |
| | 6 | JXP- 5 | 4 | 1 | 5 | |
| | 7 | JXP- 6 | 1 | 0 | 1 | |
| | 8 | JXP- 7 | 1 | 0 | 1 | |
| | 9 | JXP- 8 | 4 | 2 | 6 | |
| | 10 | JXP- 9 | 1 | 1 | 2 | |
| | 11 | JXP- 10 | 2 | 0 | 2 | |
| | 13 | JXP- 12 | 3 | 0 | 3 | |
| | 14 | JXP- 13 | 2 | 1 | 3 | |
| | Ret Pads - Bank 1 | 1 | JXP- 0 | 4 | 0 | 4 |
| | | 2 | JXP- 1 | 3 | 0 | 3 |
| 3 | | JXP- 2 | 2 | 0 | 2 | |
| 5 | | JXP- 4 | 5 | 3 | 8 | |
| 6 | | JXP- 5 | 2 | 0 | 2 | |
| 7 | | JXP- 6 | 2 | 0 | 2 | |
| 8 | | JXP- 7 | 1 | 1 | 2 | |
| 9 | | JXP- 8 | 1 | 0 | 1 | |

| | | | | | |
|------------------|----|-----------------|----|----|----|
| | 10 | JXP- 9 | 2 | 2 | 4 |
| | 11 | JXP- 10 | 3 | 0 | 3 |
| | 12 | JXP- 11 | 0 | 1 | 1 |
| | 16 | JXP- 15 | 1 | 0 | 1 |
| Fwd EQs - Bank 1 | 8 | SC-EQ-750- SC-3 | 0 | 1 | 1 |
| | 9 | SC-EQ-750- SC-2 | 1 | 0 | 1 |
| | 10 | SC-EQ-750- SC-1 | 2 | 1 | 3 |
| | 11 | SC-EQ-750- 0 | 2 | 1 | 3 |
| | 12 | SC-EQ-750- 2 | 4 | 1 | 5 |
| | 13 | SC-EQ-750- 4 | 7 | 0 | 7 |
| | 14 | SC-EQ-750- 6 | 5 | 0 | 5 |
| | 15 | SC-EQ-750- 8 | 5 | 2 | 7 |
| | 16 | SC-EQ-750- 10 | 0 | 1 | 1 |
| Ret EQs - Bank 1 | 1 | SEE-40- 0 | 5 | 1 | 6 |
| | 2 | SEE-40- 2 | 20 | 4 | 24 |
| | 3 | SEE-40- 4 | 1 | 2 | 3 |
| Feeder makers | 1 | | 1 | 0 | 1 |
| Inline EQs | 4 | EX ST SPLICE | 1 | 1 | 2 |
| | 6 | EX BL SPLICE | 0 | 3 | 3 |
| 2-Port Taps | 2 | FFT2-20K | 1 | 0 | 1 |
| | 3 | FFT2-17K | 1 | 0 | 1 |
| | 4 | FFT2-14K | 3 | 0 | 3 |
| | 5 | FFT2-10K | 6 | 2 | 8 |
| | 6 | FFT2-7K | 3 | 1 | 4 |
| | 7 | FFT2-4TK | 11 | 1 | 12 |
| 4-Port Taps | 1 | FFT4-23K | 15 | 4 | 19 |
| | 2 | FFT4-20K | 16 | 6 | 22 |
| | 3 | FFT4-17K | 19 | 9 | 28 |
| | 4 | FFT4-14K | 16 | 7 | 23 |
| | 5 | FFT4-10K | 25 | 10 | 35 |
| | 6 | FFT4-7TK | 19 | 5 | 24 |
| 8-Port Taps | 1 | FFT8-23K | 7 | 0 | 7 |
| | 2 | FFT8-20K | 12 | 0 | 12 |
| | 3 | FFT8-17K | 12 | 1 | 13 |
| | 4 | FFT8-14K | 15 | 2 | 17 |
| | 5 | FFT8-10TK | 12 | 0 | 12 |
| Couplers | 1 | LPI100 | 3 | 1 | 4 |
| | 2 | LLS102 | 10 | 2 | 12 |
| | 3 | LLS103 | 4 | 0 | 4 |
| | 4 | LDC108 | 4 | 3 | 7 |
| | 5 | LDC112 | 9 | 0 | 9 |
| | 11 | JUMPER | 21 | 6 | 27 |
| | 12 | MBD-SPLT | 4 | 2 | 6 |
| | 13 | MBD-DC10 | 2 | 2 | 4 |
| Power Supplies | 1 | XM 9015 | 3 | 1 | 4 |
| Miscellaneous | 1 | HTH Conn. | 52 | 10 | 62 |
| | 2 | Splice | 1 | 2 | 3 |

| | | | | | |
|-------------------|----|--------------------|-------|-------|-------|
| | 3 | Term | 13 | 10 | 23 |
| | 7 | SBH-1022 | 0 | 51 | 51 |
| | 8 | SBH-1432 | 0 | 7 | 7 |
| | 9 | PS6 | 0 | 2 | 2 |
| General BOM Info. | | Housecount | 709 | 147 | 856 |
| | | Ports | 954 | 196 | 1150 |
| | | Non-MDU Housecount | 682 | 147 | 829 |
| | | MDU Housecount | 27 | 0 | 27 |
| | | MDU Tap Ports | 4 | 0 | 4 |
| | | MDU Tap Ports Used | 3 | 0 | 3 |
| | | COM Housecount | 0 | 0 | 0 |
| | | COM Tap Ports | 0 | 0 | 0 |
| | | COM Tap Ports Used | 0 | 0 | 0 |
| | | Drop Sp. Ports | 0 | 0 | 0 |
| | | Non-Design HC | 0 | 0 | 0 |
| | | Trunk Amps | 16 | 6 | 22 |
| | | Line Extenders | 10 | 1 | 11 |
| | | Equalizers | 1 | 4 | 5 |
| | | Taps (2-Port) | 25 | 4 | 29 |
| | | Taps (4-Port) | 110 | 41 | 151 |
| | | Taps (6-Port) | 0 | 0 | 0 |
| | | Taps (8-Port) | 58 | 3 | 61 |
| | | Taps (total) | 193 | 48 | 241 |
| | | 2-Way Couplers | 50 | 16 | 66 |
| | | 3-Way Couplers | 4 | 0 | 4 |
| | | Strand/Trench | 28191 | 11550 | 39741 |
| | | Poles Used | 219 | 0 | 219 |
| Cables | 0 | EX QR715-AR | 28191 | 0 | 28191 |
| | | 100 Series | 6036 | 0 | 6036 |
| | | Total EX QR715-AR | 34227 | 0 | 34227 |
| | 1 | EX QR715-UG | 0 | 11201 | 11201 |
| | | 100 Series | 0 | 1060 | 1060 |
| | | Total EX QR715-UG | 0 | 12261 | 12261 |
| | 11 | NW QR715-UG | 0 | 310 | 310 |
| | | 200 Series | 0 | 39 | 39 |
| | | Total NW QR715-UG | 0 | 349 | 349 |
| Connectors | 0 | QR 715 P-T | 409 | 0 | 409 |
| | 1 | QR 715 P-T | 0 | 110 | 110 |
| | 11 | QR 715 P-T | 0 | 6 | 6 |

Equipment For Network file: NW-16.

Parameters: TACOMA-750
 Actives: TACOMA-750
 Taps: TACOMA-750
 Couplers: TACOMA-750
 Cables: TACOMA-750

| Equipment type | Line # | Part Number | Ae - p1 | UG - p1 | Total - p1 |
|-------------------|-------------------|---------------|---------|---------|------------|
| Actives | 1 | BLE 750-SH | 14 | 0 | 14 |
| | 2 | BLE 750-SH | 4 | 1 | 5 |
| | 13 | MB 750-SH | 7 | 0 | 7 |
| | 14 | MB 750-SH | 5 | 0 | 5 |
| | 15 | MB 750-SH | 1 | 0 | 1 |
| | 16 | MB 750-SH | 1 | 0 | 1 |
| | 32 | Stargate 4000 | 1 | 0 | 1 |
| Reserve Gain | 1 | BLE-750 AR | 14 | 0 | 14 |
| | 2 | BLE-750 AR | 4 | 1 | 5 |
| | 13 | MB-750 AR | 7 | 0 | 7 |
| | 14 | MB-750 AR | 5 | 0 | 5 |
| | 15 | MB-750 AR | 1 | 0 | 1 |
| | 16 | MB-750 AR | 1 | 0 | 1 |
| | 32 | Stargate 4000 | 1 | 0 | 1 |
| Fwd Pads - Bank 1 | 1 | JXP- 0 | 4 | 0 | 4 |
| | 2 | JXP- 1 | 2 | 0 | 2 |
| | 3 | JXP- 2 | 3 | 0 | 3 |
| | 4 | JXP- 3 | 3 | 0 | 3 |
| | 5 | JXP- 4 | 4 | 0 | 4 |
| | 6 | JXP- 5 | 3 | 0 | 3 |
| | 7 | JXP- 6 | 1 | 0 | 1 |
| | 8 | JXP- 7 | 2 | 0 | 2 |
| | 9 | JXP- 8 | 3 | 1 | 4 |
| | 11 | JXP- 10 | 2 | 0 | 2 |
| | 12 | JXP- 11 | 2 | 0 | 2 |
| | 13 | JXP- 12 | 1 | 0 | 1 |
| | 14 | JXP- 13 | 1 | 0 | 1 |
| | 15 | JXP- 14 | 1 | 0 | 1 |
| | 16 | JXP- 15 | 1 | 0 | 1 |
| | Ret Pads - Bank 1 | 1 | JXP- 0 | 6 | 0 |
| 2 | | JXP- 1 | 3 | 0 | 3 |
| 3 | | JXP- 2 | 3 | 0 | 3 |
| 4 | | JXP- 3 | 4 | 0 | 4 |
| 6 | | JXP- 5 | 2 | 0 | 2 |
| 7 | | JXP- 6 | 1 | 0 | 1 |
| 8 | | JXP- 7 | 3 | 1 | 4 |
| 9 | | JXP- 8 | 1 | 0 | 1 |
| 10 | | JXP- 9 | 4 | 0 | 4 |

| | | | | | |
|------------------|----|-----------------|----|----|----|
| | 11 | JXP- 10 | 2 | 0 | 2 |
| | 12 | JXP- 11 | 1 | 0 | 1 |
| | 14 | JXP- 13 | 1 | 0 | 1 |
| | 16 | JXP- 15 | 2 | 0 | 2 |
| Fwd EQs - Bank 1 | 7 | SC-EQ-750- SC-4 | 1 | 0 | 1 |
| | 10 | SC-EQ-750- SC-1 | 2 | 0 | 2 |
| | 11 | SC-EQ-750- 0 | 3 | 0 | 3 |
| | 12 | SC-EQ-750- 2 | 4 | 1 | 5 |
| | 13 | SC-EQ-750- 4 | 6 | 0 | 6 |
| | 14 | SC-EQ-750- 6 | 3 | 0 | 3 |
| | 15 | SC-EQ-750- 8 | 8 | 0 | 8 |
| | 16 | SC-EQ-750- 10 | 4 | 0 | 4 |
| | 17 | SC-EQ-750- 12 | 1 | 0 | 1 |
| | 19 | SC-EQ-750- 16 | 1 | 0 | 1 |
| Ret EQs - Bank 1 | 1 | SEE-40- 0 | 8 | 1 | 9 |
| | 2 | SEE-40- 2 | 22 | 0 | 22 |
| | 3 | SEE-40- 4 | 2 | 0 | 2 |
| | 4 | SEE-40- 6 | 1 | 0 | 1 |
| FeederMakers | 1 | | 1 | 0 | 1 |
| 2-Port Taps | 4 | FFT2-14K | 2 | 0 | 2 |
| | 5 | FFT2-10K | 4 | 0 | 4 |
| | 6 | FFT2-7K | 5 | 0 | 5 |
| | 7 | FFT2-4TK | 2 | 0 | 2 |
| 4-Port Taps | 1 | FFT4-23K | 13 | 0 | 13 |
| | 2 | FFT4-20K | 33 | 0 | 33 |
| | 3 | FFT4-17K | 30 | 3 | 33 |
| | 4 | FFT4-14K | 19 | 1 | 20 |
| | 5 | FFT4-10K | 26 | 1 | 27 |
| | 6 | FFT4-7TK | 15 | 2 | 17 |
| 8-Port Taps | 1 | FFT8-23K | 14 | 0 | 14 |
| | 2 | FFT8-20K | 12 | 1 | 13 |
| | 3 | FFT8-17K | 16 | 0 | 16 |
| | 4 | FFT8-14K | 17 | 2 | 19 |
| | 5 | FFT8-10TK | 15 | 3 | 18 |
| Couplers | 1 | LPI100 | 4 | 0 | 4 |
| | 2 | LLS102 | 8 | 0 | 8 |
| | 3 | LLS103 | 3 | 0 | 3 |
| | 4 | LDC108 | 9 | 0 | 9 |
| | 5 | LDC112 | 3 | 1 | 4 |
| | 11 | JUMPER | 20 | 0 | 20 |
| | 12 | MBD-SPLT | 2 | 0 | 2 |
| | 13 | MBD-DC10 | 3 | 0 | 3 |
| Power Supplies | 1 | XM 9015 | 4 | 0 | 4 |
| Miscellaneous | 1 | HTH Conn. | 64 | 2 | 66 |
| | 3 | Term | 12 | 1 | 13 |
| | 7 | SBH-1022 | 0 | 13 | 13 |
| | 8 | SBH-1432 | 0 | 1 | 1 |

| | | | | | |
|-------------------|---|--------------------|-------|------|-------|
| General BOM Info. | | Housecount | 863 | 55 | 918 |
| | | Ports | 1162 | 76 | 1238 |
| | | Non-MDU Housecount | 849 | 55 | 904 |
| | | MDU Housecount | 14 | 0 | 14 |
| | | MDU Tap Ports | 6 | 0 | 6 |
| | | MDU Tap Ports Used | 2 | 0 | 2 |
| | | COM Housecount | 0 | 0 | 0 |
| | | COM Tap Ports | 0 | 0 | 0 |
| | | COM Tap Ports Used | 0 | 0 | 0 |
| | | Drop Sp. Ports | 0 | 0 | 0 |
| | | Non-Design HC | 0 | 0 | 0 |
| | | Trunk Amps | 15 | 0 | 15 |
| | | Line Extenders | 18 | 1 | 19 |
| | | Equalizers | 0 | 0 | 0 |
| | | Taps (2-Port) | 13 | 0 | 13 |
| | | Taps (4-Port) | 136 | 7 | 143 |
| | | Taps (6-Port) | 0 | 0 | 0 |
| | | Taps (8-Port) | 74 | 6 | 80 |
| | | Taps (total) | 223 | 13 | 236 |
| | | 2-Way Couplers | 47 | 1 | 48 |
| | | 3-Way Couplers | 3 | 0 | 3 |
| | | Strand/Trench | 29308 | 2115 | 31423 |
| | | Poles Used | 243 | 0 | 243 |
| Cables | 0 | EX QR715-AR | 29308 | 0 | 29308 |
| | | 100 Series | 8581 | 0 | 8581 |
| | | Total EX QR715-AR | 37889 | 0 | 37889 |
| | 1 | EX QR715-UG | 0 | 2035 | 2035 |
| | | 100 Series | 0 | 204 | 204 |
| | | 400 Series | 0 | 80 | 80 |
| | | 500 Series | 0 | 6 | 6 |
| | | Total EX QR715-UG | 0 | 2325 | 2325 |
| Connectors | 0 | QR 715 P-T | 449 | 0 | 449 |
| | 1 | QR 715 P-T | 0 | 26 | 26 |

Equipment For Network file: NW-17.

Parameters: TACOMA-750
 Actives: TACOMA-750
 Taps: TACOMA-750
 Couplers: TACOMA-750
 Cables: TACOMA-750

| Equipment type | Line # | Part Number | Ae - p1 | UG - p1 | Total - p1 | |
|-------------------|-------------------|----------------|------------|---------|------------|---|
| Actives | 1 | BLE 750-SH | 9 | 0 | 9 | |
| | 4 | CWS BLE 750-SH | 0 | 1 | 1 | |
| | 13 | MB 750-SH | 7 | 0 | 7 | |
| | 14 | MB 750-SH | 10 | 1 | 11 | |
| | 15 | MB 750-SH | 4 | 2 | 6 | |
| | 25 | CWS MB 750-SH | 0 | 1 | 1 | |
| | 32 | Stargate 2000 | 1 | 0 | 1 | |
| | 49 | MB100S-2HSXH-F | 1 | 0 | 1 | |
| | Reserve Gain | 1 | BLE-750 AR | 9 | 0 | 9 |
| 4 | | BLE-750 UG | 0 | 1 | 1 | |
| 13 | | MB-750 AR | 7 | 0 | 7 | |
| 14 | | MB-750 AR | 10 | 1 | 11 | |
| 15 | | MB-750 AR | 4 | 2 | 6 | |
| 25 | | MB-750 UG | 0 | 1 | 1 | |
| 32 | | Stargate 2000 | 1 | 0 | 1 | |
| 49 | | | 1 | 0 | 1 | |
| Fwd Pads - Bank 1 | 1 | JXP- 0 | 6 | 0 | 6 | |
| | 3 | JXP- 2 | 0 | 1 | 1 | |
| | 4 | JXP- 3 | 0 | 1 | 1 | |
| | 5 | JXP- 4 | 3 | 1 | 4 | |
| | 6 | JXP- 5 | 6 | 2 | 8 | |
| | 7 | JXP- 6 | 4 | 0 | 4 | |
| | 8 | JXP- 7 | 3 | 0 | 3 | |
| | 9 | JXP- 8 | 2 | 0 | 2 | |
| | 10 | JXP- 9 | 4 | 0 | 4 | |
| | 11 | JXP- 10 | 1 | 0 | 1 | |
| | 12 | JXP- 11 | 1 | 0 | 1 | |
| | 13 | JXP- 12 | 1 | 0 | 1 | |
| | 15 | JXP- 14 | 1 | 0 | 1 | |
| | Ret Pads - Bank 1 | 1 | JXP- 0 | 7 | 0 | 7 |
| | | 2 | JXP- 1 | 2 | 0 | 2 |
| 4 | | JXP- 3 | 3 | 0 | 3 | |
| 5 | | JXP- 4 | 7 | 1 | 8 | |
| 6 | | JXP- 5 | 3 | 0 | 3 | |
| 7 | | JXP- 6 | 1 | 2 | 3 | |
| 8 | | JXP- 7 | 1 | 1 | 2 | |
| 9 | | JXP- 8 | 1 | 0 | 1 | |
| 10 | | JXP- 9 | 2 | 1 | 3 | |

| | | | | | |
|------------------|----|-----------------|----|----|----|
| | 11 | JXP- 10 | 1 | 0 | 1 |
| | 12 | JXP- 11 | 2 | 0 | 2 |
| | 13 | JXP- 12 | 1 | 0 | 1 |
| | 16 | JXP- 15 | 1 | 0 | 1 |
| Fwd EQs - Bank 1 | 8 | SC-EQ-750- SC-3 | 1 | 0 | 1 |
| | 9 | SC-EQ-750- SC-2 | 2 | 0 | 2 |
| | 11 | SC-EQ-750- 0 | 5 | 0 | 5 |
| | 12 | SC-EQ-750- 2 | 4 | 0 | 4 |
| | 13 | SC-EQ-750- 4 | 3 | 0 | 3 |
| | 14 | SC-EQ-750- 6 | 5 | 1 | 6 |
| | 15 | SC-EQ-750- 8 | 4 | 3 | 7 |
| | 16 | SC-EQ-750- 10 | 4 | 1 | 5 |
| | 18 | SC-EQ-750- 14 | 2 | 0 | 2 |
| | 19 | SC-EQ-750- 16 | 2 | 0 | 2 |
| Ret EQs - Bank 1 | 1 | SEE-40- 0 | 4 | 0 | 4 |
| | 2 | SEE-40- 2 | 16 | 3 | 19 |
| | 3 | SEE-40- 4 | 10 | 2 | 12 |
| | 4 | SEE-40- 6 | 2 | 0 | 2 |
| FeederMakers | 1 | | 1 | 0 | 1 |
| Inline EQs | 4 | EX ST SPLICE | 4 | 3 | 7 |
| | 5 | NEW ST SPLICE | 1 | 0 | 1 |
| | 6 | EX BL SPLICE | 0 | 2 | 2 |
| | 7 | NEW BL SPLICE | 1 | 0 | 1 |
| 2-Port Taps | 2 | FFT2-20K | 0 | 1 | 1 |
| | 3 | FFT2-17K | 6 | 3 | 9 |
| | 4 | FFT2-14K | 8 | 3 | 11 |
| | 5 | FFT2-10K | 13 | 4 | 17 |
| | 6 | FFT2-7K | 6 | 1 | 7 |
| | 7 | FFT2-4TK | 16 | 9 | 25 |
| 4-Port Taps | 1 | FFT4-23K | 13 | 1 | 14 |
| | 2 | FFT4-20K | 19 | 3 | 22 |
| | 3 | FFT4-17K | 24 | 1 | 25 |
| | 4 | FFT4-14K | 22 | 4 | 26 |
| | 5 | FFT4-10K | 24 | 2 | 26 |
| | 6 | FFT4-7TK | 15 | 11 | 26 |
| 8-Port Taps | 1 | FFT8-23K | 2 | 1 | 3 |
| | 2 | FFT8-20K | 4 | 1 | 5 |
| | 3 | FFT8-17K | 5 | 0 | 5 |
| | 4 | FFT8-14K | 9 | 3 | 12 |
| | 5 | FFT8-10TK | 10 | 5 | 15 |
| Couplers | 1 | LPI100 | 4 | 0 | 4 |
| | 2 | LLS102 | 20 | 4 | 24 |
| | 3 | LLS103 | 6 | 0 | 6 |
| | 4 | LDC108 | 10 | 1 | 11 |
| | 5 | LDC112 | 7 | 0 | 7 |
| | 11 | JUMPER | 41 | 4 | 45 |
| | 12 | MBD-SPLT | 7 | 4 | 11 |

| | | | | | |
|-------------------|----|--------------------|-------|-------|-------|
| | 13 | MBD-DC10 | 5 | 0 | 5 |
| Power Supplies | 1 | XM 9015 | 4 | 0 | 4 |
| Miscellaneous | 1 | HTH Conn. | 74 | 9 | 83 |
| | 2 | Splice | 1 | 1 | 2 |
| | 3 | Term | 30 | 5 | 35 |
| | 7 | SBH-1022 | 0 | 55 | 55 |
| | 8 | SBH-1432 | 0 | 5 | 5 |
| General BOM Info. | | Housecount | 653 | 203 | 856 |
| | | Ports | 806 | 210 | 1016 |
| | | Non-MDU Housecount | 560 | 157 | 717 |
| | | MDU Housecount | 93 | 46 | 139 |
| | | MDU Tap Ports | 18 | 12 | 30 |
| | | MDU Tap Ports Used | 10 | 6 | 16 |
| | | COM Housecount | 0 | 0 | 0 |
| | | COM Tap Ports | 0 | 0 | 0 |
| | | COM Tap Ports Used | 0 | 0 | 0 |
| | | Drop Sp. Ports | 0 | 0 | 0 |
| | | Non-Design HC | 0 | 0 | 0 |
| | | Trunk Amps | 23 | 4 | 27 |
| | | Line Extenders | 9 | 1 | 10 |
| | | Equalizers | 6 | 5 | 11 |
| | | Taps (2-Port) | 49 | 21 | 70 |
| | | Taps (4-Port) | 117 | 22 | 139 |
| | | Taps (6-Port) | 0 | 0 | 0 |
| | | Taps (8-Port) | 30 | 10 | 40 |
| | | Taps (total) | 196 | 53 | 249 |
| | | 2-Way Couplers | 78 | 13 | 91 |
| | | 3-Way Couplers | 6 | 0 | 6 |
| | | Strand/Trench | 32697 | 12031 | 44728 |
| | | Poles Used | 242 | 0 | 242 |
| Cables | 0 | EX QR715-AR | 31247 | 0 | 31247 |
| | | 100 Series | 8855 | 0 | 8855 |
| | | 400 Series | 138 | 0 | 138 |
| | | Total EX QR715-AR | 40240 | 0 | 40240 |
| | 10 | NW QR715-AR | 1312 | 0 | 1312 |
| | | 100 Series | 177 | 0 | 177 |
| | | Total NW QR715-AR | 1489 | 0 | 1489 |
| | 1 | EX QR715-UG | 0 | 5459 | 5459 |
| | | 100 Series | 0 | 1295 | 1295 |
| | | 400 Series | 0 | 2550 | 2550 |
| | | 500 Series | 0 | 240 | 240 |
| | | Total EX QR715-UG | 0 | 9544 | 9544 |
| | 11 | NW QR715-UG | 0 | 3707 | 3707 |
| | | 100 Series | 0 | 1085 | 1085 |
| | | 200 Series | 0 | 315 | 315 |
| | | 300 Series | 0 | 271 | 271 |
| | | Total NW QR715-UG | 0 | 5378 | 5378 |

| | | | | | |
|------------|----|------------|-----|----|-----|
| Connectors | 0 | QR 715 P-T | 435 | 0 | 435 |
| | 10 | QR 715 P-T | 18 | 0 | 18 |
| | 1 | QR 715 P-T | 0 | 90 | 90 |
| | 11 | QR 715 P-T | 0 | 32 | 32 |

Equipment For Network file: NW-18.

Parameters: TACOMA-750
 Actives: TACOMA-750
 Taps: TACOMA-750
 Couplers: TACOMA-750
 Cables: TACOMA-750

| Equipment type | Line # | Part Number | Ae - p1 | UG - p1 | Total - p1 |
|-------------------|-------------------|-----------------|---------|---------|------------|
| Actives | 1 | BLE 750-SH | 16 | 1 | 17 |
| | 2 | BLE 750-SH | 9 | 0 | 9 |
| | 13 | MB 750-SH | 6 | 0 | 6 |
| | 14 | MB 750-SH | 5 | 0 | 5 |
| | 15 | MB 750-SH | 3 | 0 | 3 |
| | 32 | Stargate 4000 | 1 | 0 | 1 |
| Reserve Gain | 1 | BLE-750 AR | 16 | 1 | 17 |
| | 2 | BLE-750 AR | 9 | 0 | 9 |
| | 13 | MB-750 AR | 6 | 0 | 6 |
| | 14 | MB-750 AR | 5 | 0 | 5 |
| | 15 | MB-750 AR | 3 | 0 | 3 |
| | 32 | Stargate 4000 | 1 | 0 | 1 |
| Fwd Pads - Bank 1 | 1 | JXP- 0 | 5 | 0 | 5 |
| | 2 | JXP- 1 | 2 | 0 | 2 |
| | 3 | JXP- 2 | 2 | 0 | 2 |
| | 4 | JXP- 3 | 1 | 0 | 1 |
| | 5 | JXP- 4 | 4 | 0 | 4 |
| | 6 | JXP- 5 | 4 | 0 | 4 |
| | 7 | JXP- 6 | 5 | 0 | 5 |
| | 8 | JXP- 7 | 7 | 0 | 7 |
| | 9 | JXP- 8 | 4 | 1 | 5 |
| | 10 | JXP- 9 | 4 | 0 | 4 |
| | 12 | JXP- 11 | 2 | 0 | 2 |
| | Ret Pads - Bank 1 | 1 | JXP- 0 | 7 | 0 |
| 2 | | JXP- 1 | 3 | 0 | 3 |
| 3 | | JXP- 2 | 4 | 0 | 4 |
| 4 | | JXP- 3 | 2 | 1 | 3 |
| 5 | | JXP- 4 | 3 | 0 | 3 |
| 6 | | JXP- 5 | 3 | 0 | 3 |
| 7 | | JXP- 6 | 3 | 0 | 3 |
| 8 | | JXP- 7 | 4 | 0 | 4 |
| 9 | | JXP- 8 | 3 | 0 | 3 |
| 10 | | JXP- 9 | 5 | 0 | 5 |
| 11 | | JXP- 10 | 1 | 0 | 1 |
| 12 | | JXP- 11 | 1 | 0 | 1 |
| Fwd EQs - Bank 1 | 16 | JXP- 15 | 1 | 0 | 1 |
| | 8 | SC-EQ-750- SC-3 | 1 | 0 | 1 |
| | 10 | SC-EQ-750- SC-1 | 2 | 0 | 2 |

| | | | | | | |
|-------------------|----|--------------|----|------|----|------|
| | 11 | SC-EQ-750- | 0 | 2 | 1 | 3 |
| | 12 | SC-EQ-750- | 2 | 2 | 0 | 2 |
| | 13 | SC-EQ-750- | 4 | 5 | 0 | 5 |
| | 14 | SC-EQ-750- | 6 | 11 | 0 | 11 |
| | 15 | SC-EQ-750- | 8 | 10 | 0 | 10 |
| | 16 | SC-EQ-750- | 10 | 5 | 0 | 5 |
| | 17 | SC-EQ-750- | 12 | 2 | 0 | 2 |
| Ret EQs - Bank 1 | 1 | SEE-40- | 0 | 3 | 0 | 3 |
| | 2 | SEE-40- | 2 | 29 | 1 | 30 |
| | 3 | SEE-40- | 4 | 7 | 0 | 7 |
| | 4 | SEE-40- | 6 | 1 | 0 | 1 |
| Feeder makers | 1 | | | 1 | 0 | 1 |
| Inline EQs | 3 | | | 1 | 0 | 1 |
| | 4 | EX ST SPLICE | | 3 | 0 | 3 |
| 2-Port Taps | 2 | FFT2-20K | | 2 | 0 | 2 |
| | 3 | FFT2-17K | | 2 | 0 | 2 |
| | 4 | FFT2-14K | | 1 | 0 | 1 |
| | 5 | FFT2-10K | | 5 | 1 | 6 |
| | 6 | FFT2-7K | | 5 | 1 | 6 |
| | 7 | FFT2-4TK | | 7 | 2 | 9 |
| 4-Port Taps | 1 | FFT4-23K | | 18 | 0 | 18 |
| | 2 | FFT4-20K | | 21 | 0 | 21 |
| | 3 | FFT4-17K | | 28 | 1 | 29 |
| | 4 | FFT4-14K | | 32 | 0 | 32 |
| | 5 | FFT4-10K | | 34 | 1 | 35 |
| | 6 | FFT4-7TK | | 18 | 3 | 21 |
| 8-Port Taps | 1 | FFT8-23K | | 8 | 0 | 8 |
| | 2 | FFT8-20K | | 21 | 0 | 21 |
| | 3 | FFT8-17K | | 21 | 0 | 21 |
| | 4 | FFT8-14K | | 24 | 0 | 24 |
| | 5 | FFT8-10TK | | 11 | 0 | 11 |
| Couplers | 1 | LPI100 | | 4 | 0 | 4 |
| | 2 | LLS102 | | 16 | 0 | 16 |
| | 3 | LLS103 | | 7 | 0 | 7 |
| | 4 | LDC108 | | 9 | 0 | 9 |
| | 5 | LDC112 | | 3 | 0 | 3 |
| | 6 | LDC116 | | 1 | 0 | 1 |
| | 11 | JUMPER | | 32 | 0 | 32 |
| | 12 | MBD-SPLT | | 1 | 1 | 2 |
| | 13 | MBD-DC10 | | 3 | 0 | 3 |
| Power Supplies | 1 | XM 9015 | | 4 | 0 | 4 |
| Miscellaneous | 1 | HTH Conn. | | 85 | 1 | 86 |
| | 3 | Term | | 24 | 1 | 25 |
| | 7 | SBH-1022 | | 0 | 9 | 9 |
| | 8 | SBH-1432 | | 0 | 1 | 1 |
| General BOM Info. | | Housecount | | 958 | 58 | 1016 |
| | | Ports | | 1328 | 28 | 1356 |

| | | | | | |
|------------|----|--------------------|-------|------|-------|
| | | Non-MDU Housecount | 911 | 7 | 918 |
| | | MDU Housecount | 47 | 51 | 98 |
| | | MDU Tap Ports | 18 | 16 | 34 |
| | | MDU Tap Ports Used | 8 | 6 | 14 |
| | | COM Housecount | 0 | 0 | 0 |
| | | COM Tap Ports | 0 | 0 | 0 |
| | | COM Tap Ports Used | 0 | 0 | 0 |
| | | Drop Sp. Ports | 0 | 0 | 0 |
| | | Non-Design HC | 0 | 0 | 0 |
| | | Trunk Amps | 15 | 0 | 15 |
| | | Line Extenders | 25 | 1 | 26 |
| | | Equalizers | 4 | 0 | 4 |
| | | Taps (2-Port) | 22 | 4 | 26 |
| | | Taps (4-Port) | 151 | 5 | 156 |
| | | Taps (6-Port) | 0 | 0 | 0 |
| | | Taps (8-Port) | 85 | 0 | 85 |
| | | Taps (total) | 258 | 9 | 267 |
| | | 2-Way Couplers | 55 | 1 | 56 |
| | | 3-Way Couplers | 7 | 0 | 7 |
| | | Strand/Trench | 34235 | 1757 | 35992 |
| | | Poles Used | 283 | 0 | 283 |
| Cables | 0 | EX QR715-AR | 31072 | 0 | 31072 |
| | | 100 Series | 6386 | 0 | 6386 |
| | | Total EX QR715-AR | 37458 | 0 | 37458 |
| | 10 | NW QR715-AR | 3163 | 0 | 3163 |
| | | 100 Series | 112 | 0 | 112 |
| | | 300 Series | 136 | 0 | 136 |
| | | Total NW QR715-AR | 3411 | 0 | 3411 |
| | 1 | EX QR715-UG | 0 | 1652 | 1652 |
| | | 100 Series | 0 | 224 | 224 |
| | | 400 Series | 0 | 105 | 105 |
| | | 500 Series | 0 | 6 | 6 |
| | | Total EX QR715-UG | 0 | 1987 | 1987 |
| Connectors | 0 | QR 715 P-T | 513 | 0 | 513 |
| | 10 | QR 715 P-T | 36 | 0 | 36 |
| | 1 | QR 715 P-T | 0 | 18 | 18 |

Equipment For Network file: NW-19.

Parameters: TACOMA-750
 Actives: TACOMA-750
 Taps: TACOMA-750
 Couplers: TACOMA-750
 Cables: TACOMA-750

| Equipment type | Line # | Part Number | Ae - p1 | UG - p1 | Total - p1 | |
|-------------------|-------------------|----------------|------------|---------|------------|---|
| Actives | 1 | BLE 750-SH | 9 | 0 | 9 | |
| | 2 | BLE 750-SH | 2 | 0 | 2 | |
| | 4 | CWS BLE 750-SH | 0 | 1 | 1 | |
| | 5 | CWS BLE 750-SH | 1 | 0 | 1 | |
| | 13 | MB 750-SH | 5 | 0 | 5 | |
| | 14 | MB 750-SH | 6 | 0 | 6 | |
| | 15 | MB 750-SH | 1 | 0 | 1 | |
| | 32 | Stargate 2000 | 1 | 0 | 1 | |
| | Reserve Gain | 1 | BLE-750 AR | 9 | 0 | 9 |
| 2 | | BLE-750 AR | 2 | 0 | 2 | |
| 4 | | BLE-750 UG | 0 | 1 | 1 | |
| 5 | | BLE-750 UG | 1 | 0 | 1 | |
| 13 | | MB-750 AR | 5 | 0 | 5 | |
| 14 | | MB-750 AR | 6 | 0 | 6 | |
| 15 | | MB-750 AR | 1 | 0 | 1 | |
| 32 | | Stargate 2000 | 1 | 0 | 1 | |
| Fwd Pads - Bank 1 | 1 | JXP- 0 | 2 | 1 | 3 | |
| | 2 | JXP- 1 | 2 | 0 | 2 | |
| | 3 | JXP- 2 | 3 | 0 | 3 | |
| | 5 | JXP- 4 | 4 | 0 | 4 | |
| | 6 | JXP- 5 | 3 | 0 | 3 | |
| | 9 | JXP- 8 | 2 | 0 | 2 | |
| | 10 | JXP- 9 | 2 | 0 | 2 | |
| | 11 | JXP- 10 | 1 | 0 | 1 | |
| | 12 | JXP- 11 | 4 | 0 | 4 | |
| | 13 | JXP- 12 | 1 | 0 | 1 | |
| | 16 | JXP- 15 | 1 | 0 | 1 | |
| | Ret Pads - Bank 1 | 1 | JXP- 0 | 6 | 0 | 6 |
| | | 2 | JXP- 1 | 1 | 0 | 1 |
| 3 | | JXP- 2 | 1 | 0 | 1 | |
| 4 | | JXP- 3 | 1 | 1 | 2 | |
| 5 | | JXP- 4 | 1 | 0 | 1 | |
| 7 | | JXP- 6 | 4 | 0 | 4 | |
| 8 | | JXP- 7 | 4 | 0 | 4 | |
| 9 | | JXP- 8 | 1 | 0 | 1 | |
| 10 | | JXP- 9 | 2 | 0 | 2 | |
| 11 | | JXP- 10 | 1 | 0 | 1 | |
| 12 | | JXP- 11 | 1 | 0 | 1 | |

| | | | | | |
|-------------------|----|-----------------|-----|-----|-----|
| | 13 | JXP- 12 | 1 | 0 | 1 |
| | 16 | JXP- 15 | 1 | 0 | 1 |
| Fwd EQs - Bank 1 | 9 | SC-EQ-750- SC-2 | 1 | 0 | 1 |
| | 10 | SC-EQ-750- SC-1 | 1 | 0 | 1 |
| | 11 | SC-EQ-750- 0 | 2 | 0 | 2 |
| | 12 | SC-EQ-750- 2 | 3 | 0 | 3 |
| | 13 | SC-EQ-750- 4 | 5 | 0 | 5 |
| | 14 | SC-EQ-750- 6 | 5 | 0 | 5 |
| | 15 | SC-EQ-750- 8 | 5 | 1 | 6 |
| | 16 | SC-EQ-750- 10 | 3 | 0 | 3 |
| Ret EQs - Bank 1 | 1 | SEE-40- 0 | 7 | 1 | 8 |
| | 2 | SEE-40- 2 | 17 | 0 | 17 |
| | 3 | SEE-40- 4 | 1 | 0 | 1 |
| FeederMakers | 1 | | 1 | 0 | 1 |
| Inline EQs | 4 | EX ST SPLICE | 2 | 0 | 2 |
| | 7 | NEW BL SPLICE | 1 | 0 | 1 |
| 2-Port Taps | 1 | FFT2-23K | 1 | 0 | 1 |
| | 3 | FFT2-17K | 1 | 0 | 1 |
| | 4 | FFT2-14K | 5 | 0 | 5 |
| | 5 | FFT2-10K | 6 | 0 | 6 |
| | 6 | FFT2-7K | 7 | 0 | 7 |
| | 7 | FFT2-4TK | 12 | 1 | 13 |
| 4-Port Taps | 1 | FFT4-23K | 11 | 0 | 11 |
| | 2 | FFT4-20K | 15 | 1 | 16 |
| | 3 | FFT4-17K | 12 | 0 | 12 |
| | 4 | FFT4-14K | 8 | 0 | 8 |
| | 5 | FFT4-10K | 16 | 1 | 17 |
| | 6 | FFT4-7TK | 12 | 0 | 12 |
| 8-Port Taps | 1 | FFT8-23K | 4 | 0 | 4 |
| | 2 | FFT8-20K | 7 | 0 | 7 |
| | 3 | FFT8-17K | 7 | 0 | 7 |
| | 4 | FFT8-14K | 7 | 1 | 8 |
| | 5 | FFT8-10TK | 4 | 1 | 5 |
| Couplers | 1 | LPI100 | 3 | 0 | 3 |
| | 2 | LLS102 | 11 | 0 | 11 |
| | 3 | LLS103 | 2 | 0 | 2 |
| | 4 | LDC108 | 8 | 0 | 8 |
| | 5 | LDC112 | 1 | 0 | 1 |
| | 11 | JUMPER | 49 | 0 | 49 |
| | 12 | MBD-SPLT | 1 | 0 | 1 |
| | 13 | MBD-DC10 | 3 | 0 | 3 |
| Power Supplies | 1 | XM 9015 | 3 | 0 | 3 |
| Miscellaneous | 1 | HTH Conn. | 70 | 1 | 71 |
| | 3 | Term | 9 | 5 | 14 |
| | 7 | SBH-1022 | 0 | 5 | 5 |
| | 8 | SBH-1432 | 0 | 1 | 1 |
| General BOM Info. | | Housecount | 674 | 294 | 968 |

| | | | | | |
|------------|---|--------------------|-------|------|-------|
| | | Ports | 592 | 26 | 618 |
| | | Non-MDU Housecount | 363 | 17 | 380 |
| | | MDU Housecount | 311 | 277 | 588 |
| | | MDU Tap Ports | 62 | 2 | 64 |
| | | MDU Tap Ports Used | 26 | 7 | 33 |
| | | COM Housecount | 0 | 0 | 0 |
| | | COM Tap Ports | 0 | 0 | 0 |
| | | COM Tap Ports Used | 0 | 0 | 0 |
| | | Drop Sp. Ports | 0 | 0 | 0 |
| | | Non-Design HC | 0 | 0 | 0 |
| | | Trunk Amps | 13 | 0 | 13 |
| | | Line Extenders | 12 | 1 | 13 |
| | | Equalizers | 3 | 0 | 3 |
| | | Taps (2-Port) | 32 | 1 | 33 |
| | | Taps (4-Port) | 74 | 2 | 76 |
| | | Taps (6-Port) | 0 | 0 | 0 |
| | | Taps (8-Port) | 29 | 2 | 31 |
| | | Taps (total) | 135 | 5 | 140 |
| | | 2-Way Couplers | 43 | 0 | 43 |
| | | 3-Way Couplers | 2 | 0 | 2 |
| | | Strand/Trench | 16841 | 852 | 17693 |
| | | Poles Used | 139 | 0 | 139 |
| Cables | 0 | EX QR715-AR | 16841 | 0 | 16841 |
| | | 100 Series | 4655 | 0 | 4655 |
| | | Total EX QR715-AR | 21496 | 0 | 21496 |
| | 1 | EX QR715-UG | 0 | 517 | 517 |
| | | 100 Series | 0 | 106 | 106 |
| | | 400 Series | 0 | 335 | 335 |
| | | 500 Series | 0 | 112 | 112 |
| | | Total EX QR715-UG | 0 | 1070 | 1070 |
| Connectors | 0 | QR 715 P-T | 307 | 0 | 307 |
| | 1 | QR 715 P-T | 0 | 14 | 14 |

Equipment For Network file: NW-20.

Parameters: TACOMA-750
 Actives: TACOMA-750
 Taps: TACOMA-750
 Couplers: TACOMA-750
 Cables: TACOMA-750

| Equipment type | Line # | Part Number | Ae - p1 | UG - p1 | Total - p1 |
|-------------------|--------|----------------|---------|---------|------------|
| Actives | 1 | BLE 750-SH | 10 | 0 | 10 |
| | 2 | BLE 750-SH | 1 | 0 | 1 |
| | 4 | CWS BLE 750-SH | 1 | 2 | 3 |
| | 13 | MB 750-SH | 4 | 0 | 4 |
| | 14 | MB 750-SH | 3 | 0 | 3 |
| | 23 | CWS MB 750-SH | 0 | 1 | 1 |
| | 24 | CWS MB 750-SH | 0 | 1 | 1 |
| | 32 | Stargate 2000 | 1 | 0 | 1 |
| | 47 | MB100S-2HSXH-F | 0 | 1 | 1 |
| | 48 | MB100S-2HSXH-F | 0 | 1 | 1 |
| Reserve Gain | 1 | BLE-750 AR | 10 | 0 | 10 |
| | 2 | BLE-750 AR | 1 | 0 | 1 |
| | 4 | BLE-750 UG | 1 | 2 | 3 |
| | 13 | MB-750 AR | 4 | 0 | 4 |
| | 14 | MB-750 AR | 3 | 0 | 3 |
| | 23 | MB-750 UG | 0 | 1 | 1 |
| | 24 | MB-750 UG | 0 | 1 | 1 |
| | 32 | Stargate 2000 | 1 | 0 | 1 |
| | 47 | | 0 | 1 | 1 |
| | 48 | | 0 | 1 | 1 |
| Fwd Pads - Bank 1 | 1 | JXP- 0 | 2 | 0 | 2 |
| | 3 | JXP- 2 | 1 | 0 | 1 |
| | 4 | JXP- 3 | 1 | 0 | 1 |
| | 5 | JXP- 4 | 2 | 0 | 2 |
| | 6 | JXP- 5 | 2 | 1 | 3 |
| | 7 | JXP- 6 | 1 | 0 | 1 |
| | 8 | JXP- 7 | 5 | 1 | 6 |
| | 9 | JXP- 8 | 1 | 0 | 1 |
| | 10 | JXP- 9 | 1 | 1 | 2 |
| | 11 | JXP- 10 | 2 | 2 | 4 |
| Ret Pads - Bank 1 | 12 | JXP- 11 | 1 | 0 | 1 |
| | 14 | JXP- 13 | 0 | 1 | 1 |
| | 16 | JXP- 15 | 1 | 0 | 1 |
| | 1 | JXP- 0 | 4 | 3 | 7 |
| | 2 | JXP- 1 | 4 | 1 | 5 |
| | 3 | JXP- 2 | 2 | 1 | 3 |
| | 4 | JXP- 3 | 2 | 0 | 2 |
| | 6 | JXP- 5 | 2 | 0 | 2 |

| | | | | | |
|------------------|----|-----------------|----|---|----|
| | 7 | JXP- 6 | 2 | 0 | 2 |
| | 8 | JXP- 7 | 1 | 0 | 1 |
| | 10 | JXP- 9 | 1 | 1 | 2 |
| | 11 | JXP- 10 | 1 | 0 | 1 |
| | 16 | JXP- 15 | 1 | 0 | 1 |
| Fwd EQs - Bank 1 | 6 | SC-EQ-750- SC-5 | 1 | 0 | 1 |
| | 7 | SC-EQ-750- SC-4 | 1 | 0 | 1 |
| | 8 | SC-EQ-750- SC-3 | 1 | 0 | 1 |
| | 9 | SC-EQ-750- SC-2 | 1 | 2 | 3 |
| | 10 | SC-EQ-750- SC-1 | 0 | 2 | 2 |
| | 11 | SC-EQ-750- 0 | 1 | 0 | 1 |
| | 12 | SC-EQ-750- 2 | 7 | 2 | 9 |
| | 13 | SC-EQ-750- 4 | 1 | 0 | 1 |
| | 14 | SC-EQ-750- 6 | 3 | 0 | 3 |
| | 15 | SC-EQ-750- 8 | 2 | 0 | 2 |
| | 16 | SC-EQ-750- 10 | 1 | 0 | 1 |
| | 17 | SC-EQ-750- 12 | 1 | 0 | 1 |
| Ret EQs - Bank 1 | 1 | SEE-40- 0 | 9 | 2 | 11 |
| | 2 | SEE-40- 2 | 11 | 4 | 15 |
| Feeder makers | 1 | | 1 | 0 | 1 |
| Inline EQs | 3 | | 0 | 1 | 1 |
| | 4 | EX ST SPLICE | 0 | 1 | 1 |
| | 5 | NEW ST SPLICE | 2 | 0 | 2 |
| | 6 | EX BL SPLICE | 2 | 0 | 2 |
| 2-Port Taps | 1 | FFT2-23K | 1 | 0 | 1 |
| | 4 | FFT2-14K | 1 | 0 | 1 |
| | 5 | FFT2-10K | 3 | 0 | 3 |
| | 6 | FFT2-7K | 3 | 1 | 4 |
| | 7 | FFT2-4TK | 10 | 6 | 16 |
| 4-Port Taps | 1 | FFT4-23K | 2 | 0 | 2 |
| | 2 | FFT4-20K | 1 | 0 | 1 |
| | 3 | FFT4-17K | 2 | 0 | 2 |
| | 4 | FFT4-14K | 2 | 4 | 6 |
| | 5 | FFT4-10K | 10 | 5 | 15 |
| | 6 | FFT4-7TK | 6 | 2 | 8 |
| 8-Port Taps | 1 | FFT8-23K | 1 | 0 | 1 |
| | 3 | FFT8-17K | 2 | 0 | 2 |
| | 5 | FFT8-10TK | 2 | 0 | 2 |
| Couplers | 1 | LPI100 | 3 | 0 | 3 |
| | 2 | LLS102 | 10 | 0 | 10 |
| | 3 | LLS103 | 3 | 0 | 3 |
| | 4 | LDC108 | 11 | 0 | 11 |
| | 5 | LDC112 | 4 | 0 | 4 |
| | 11 | JUMPER | 48 | 4 | 52 |
| | 12 | MBD-SPLT | 2 | 0 | 2 |
| | 13 | MBD-DC10 | 1 | 0 | 1 |
| | 19 | APT 2 WAY | 3 | 0 | 3 |

| | | | | | |
|-------------------|----|--------------------|------|------|------|
| | 22 | APT 8 WAY | 2 | 0 | 2 |
| Power Supplies | 1 | XM 9015 | 3 | 0 | 3 |
| Miscellaneous | 1 | HTH Conn. | 56 | 5 | 61 |
| | 2 | Splice | 1 | 2 | 3 |
| | 3 | Term | 12 | 9 | 21 |
| | 7 | SBH-1022 | 0 | 15 | 15 |
| | 8 | SBH-1432 | 0 | 5 | 5 |
| General BOM Info. | | Housecount | 561 | 556 | 1117 |
| | | Ports | 168 | 58 | 226 |
| | | Non-MDU Housecount | 126 | 83 | 209 |
| | | MDU Housecount | 435 | 473 | 908 |
| | | MDU Tap Ports | 44 | 38 | 82 |
| | | MDU Tap Ports Used | 22 | 22 | 44 |
| | | COM Housecount | 0 | 0 | 0 |
| | | COM Tap Ports | 0 | 0 | 0 |
| | | COM Tap Ports Used | 0 | 0 | 0 |
| | | Drop Sp. Ports | 12 | 0 | 12 |
| | | Non-Design HC | 0 | 0 | 0 |
| | | Trunk Amps | 8 | 4 | 12 |
| | | Line Extenders | 12 | 2 | 14 |
| | | Equalizers | 4 | 2 | 6 |
| | | Taps (2-Port) | 18 | 7 | 25 |
| | | Taps (4-Port) | 23 | 11 | 34 |
| | | Taps (6-Port) | 0 | 0 | 0 |
| | | Taps (8-Port) | 5 | 0 | 5 |
| | | Taps (total) | 46 | 18 | 64 |
| | | 2-Way Couplers | 40 | 4 | 44 |
| | | 3-Way Couplers | 3 | 0 | 3 |
| | | Strand/Trench | 6020 | 2423 | 8443 |
| | | Poles Used | 55 | 0 | 55 |
| Cables | 0 | EX QR715-AR | 5935 | 0 | 5935 |
| | | 100 Series | 2444 | 0 | 2444 |
| | | 400 Series | 85 | 0 | 85 |
| | | Total EX QR715-AR | 8464 | 0 | 8464 |
| | 1 | EX QR715-UG | 0 | 843 | 843 |
| | | 100 Series | 0 | 114 | 114 |
| | | 400 Series | 0 | 795 | 795 |
| | | 500 Series | 0 | 199 | 199 |
| | | Total EX QR715-UG | 0 | 1951 | 1951 |
| | 5 | EX QR320 UG | 0 | 120 | 120 |
| | | Total EX QR320 UG | 0 | 120 | 120 |
| | 11 | NW QR715-UG | 0 | 575 | 575 |
| | | 200 Series | 0 | 90 | 90 |
| | | Total NW QR715-UG | 0 | 665 | 665 |
| Connectors | 0 | QR 715 P-T | 187 | 0 | 187 |
| | 1 | QR 715 P-T | 0 | 37 | 37 |
| | 5 | | 0 | 2 | 2 |

11

QR 715 P-T

0

6

6

Equipment For Network file: NW-21.

Parameters: TACOMA-750
 Actives: TACOMA-750
 Taps: TACOMA-750
 Couplers: TACOMA-750
 Cables: TACOMA-750

| Equipment type | Line # | Part Number | Ae - p1 | UG - p1 | Total - p1 | |
|-------------------|-------------------|----------------|------------|---------|------------|----|
| Actives | 1 | BLE 750-SH | 11 | 0 | 11 | |
| | 2 | BLE 750-SH | 3 | 0 | 3 | |
| | 13 | MB 750-SH | 10 | 0 | 10 | |
| | 14 | MB 750-SH | 4 | 0 | 4 | |
| | 32 | Stargate 2000 | 1 | 0 | 1 | |
| | 47 | MB100S-2HSXH-F | 1 | 0 | 1 | |
| | Reserve Gain | 1 | BLE-750 AR | 11 | 0 | 11 |
| 2 | | BLE-750 AR | 3 | 0 | 3 | |
| 13 | | MB-750 AR | 10 | 0 | 10 | |
| 14 | | MB-750 AR | 4 | 0 | 4 | |
| 32 | | Stargate 2000 | 1 | 0 | 1 | |
| 47 | | | 1 | 0 | 1 | |
| Fwd Pads - Bank 1 | 1 | JXP- 0 | 3 | 0 | 3 | |
| | 2 | JXP- 1 | 5 | 0 | 5 | |
| | 4 | JXP- 3 | 4 | 0 | 4 | |
| | 5 | JXP- 4 | 1 | 0 | 1 | |
| | 6 | JXP- 5 | 3 | 0 | 3 | |
| | 7 | JXP- 6 | 4 | 0 | 4 | |
| | 8 | JXP- 7 | 2 | 0 | 2 | |
| | 9 | JXP- 8 | 1 | 0 | 1 | |
| | 10 | JXP- 9 | 1 | 0 | 1 | |
| | 11 | JXP- 10 | 3 | 0 | 3 | |
| | 12 | JXP- 11 | 2 | 0 | 2 | |
| | 15 | JXP- 14 | 1 | 0 | 1 | |
| | Fwd Pads - Bank 4 | 1 | NODE | 5 | 0 | 5 |
| | Ret Pads - Bank 1 | 1 | JXP- 0 | 6 | 0 | 6 |
| | | 2 | JXP- 1 | 3 | 0 | 3 |
| 3 | | JXP- 2 | 3 | 0 | 3 | |
| 5 | | JXP- 4 | 1 | 0 | 1 | |
| 6 | | JXP- 5 | 3 | 0 | 3 | |
| 7 | | JXP- 6 | 2 | 0 | 2 | |
| 8 | | JXP- 7 | 4 | 0 | 4 | |
| 9 | | JXP- 8 | 2 | 0 | 2 | |
| 10 | | JXP- 9 | 1 | 0 | 1 | |
| 11 | | JXP- 10 | 3 | 0 | 3 | |
| 12 | | JXP- 11 | 1 | 0 | 1 | |
| 16 | | JXP- 15 | 1 | 0 | 1 | |
| Ret Pads - Bank 4 | | 1 | NODE | 3 | 0 | 3 |

| | | | | | |
|-------------------|-------------|--------------------|----------|----|------|
| Fwd EQs - Bank 1 | 8 | SC-EQ-750- SC-3 | 1 | 0 | 1 |
| | 10 | SC-EQ-750- SC-1 | 1 | 0 | 1 |
| | 11 | SC-EQ-750- 0 | 1 | 0 | 1 |
| | 12 | SC-EQ-750- 2 | 2 | 0 | 2 |
| | 13 | SC-EQ-750- 4 | 4 | 0 | 4 |
| | 14 | SC-EQ-750- 6 | 3 | 0 | 3 |
| | 15 | SC-EQ-750- 8 | 11 | 0 | 11 |
| | 16 | SC-EQ-750- 10 | 5 | 0 | 5 |
| | 17 | SC-EQ-750- 12 | 1 | 0 | 1 |
| | 19 | SC-EQ-750- 16 | 1 | 0 | 1 |
| Ret EQs - Bank 1 | 1 | SEE-40- 0 | 1 | 0 | 1 |
| | 2 | SEE-40- 2 | 22 | 0 | 22 |
| | 3 | SEE-40- 4 | 7 | 0 | 7 |
| FeederMakers | 1 | | 1 | 0 | 1 |
| 2-Port Taps | 2 | FFT2-20K | 1 | 0 | 1 |
| | 3 | FFT2-17K | 2 | 0 | 2 |
| | 4 | FFT2-14K | 6 | 0 | 6 |
| | 5 | FFT2-10K | 9 | 0 | 9 |
| | 6 | FFT2-7K | 4 | 0 | 4 |
| | 7 | FFT2-4TK | 13 | 0 | 13 |
| | 4-Port Taps | 1 | FFT4-23K | 13 | 0 |
| 2 | | FFT4-20K | 23 | 0 | 23 |
| 3 | | FFT4-17K | 12 | 0 | 12 |
| 4 | | FFT4-14K | 18 | 0 | 18 |
| 5 | | FFT4-10K | 24 | 0 | 24 |
| 6 | | FFT4-7TK | 15 | 0 | 15 |
| 8-Port Taps | 1 | FFT8-23K | 12 | 0 | 12 |
| | 2 | FFT8-20K | 12 | 0 | 12 |
| | 3 | FFT8-17K | 19 | 0 | 19 |
| | 4 | FFT8-14K | 18 | 0 | 18 |
| | 5 | FFT8-10TK | 13 | 0 | 13 |
| Couplers | 1 | LPI100 | 3 | 0 | 3 |
| | 2 | LLS102 | 10 | 0 | 10 |
| | 3 | LLS103 | 5 | 0 | 5 |
| | 4 | LDC108 | 8 | 0 | 8 |
| | 5 | LDC112 | 3 | 0 | 3 |
| | 11 | JUMPER | 31 | 0 | 31 |
| | 12 | MBD-SPLT | 1 | 0 | 1 |
| | 13 | MBD-DC10 | 4 | 0 | 4 |
| Power Supplies | 1 | XM 9015 | 3 | 0 | 3 |
| Miscellaneous | 1 | HTH Conn. | 62 | 0 | 62 |
| | 2 | Splice | 1 | 0 | 1 |
| | 3 | Term | 15 | 0 | 15 |
| General BOM Info. | | Housecount | 948 | 0 | 948 |
| | | Ports | 1082 | 0 | 1082 |
| | | Non-MDU Housecount | 791 | 0 | 791 |
| | | MDU Housecount | 157 | 0 | 157 |

| | | | | | |
|------------|----|--------------------|-------|---|-------|
| | | MDU Tap Ports | 20 | 0 | 20 |
| | | MDU Tap Ports Used | 13 | 0 | 13 |
| | | COM Housecount | 0 | 0 | 0 |
| | | COM Tap Ports | 0 | 0 | 0 |
| | | COM Tap Ports Used | 0 | 0 | 0 |
| | | Drop Sp. Ports | 0 | 0 | 0 |
| | | Non-Design HC | 0 | 0 | 0 |
| | | Trunk Amps | 16 | 0 | 16 |
| | | Line Extenders | 14 | 0 | 14 |
| | | Equalizers | 0 | 0 | 0 |
| | | Taps (2-Port) | 35 | 0 | 35 |
| | | Taps (4-Port) | 105 | 0 | 105 |
| | | Taps (6-Port) | 0 | 0 | 0 |
| | | Taps (8-Port) | 74 | 0 | 74 |
| | | Taps (total) | 214 | 0 | 214 |
| | | 2-Way Couplers | 47 | 0 | 47 |
| | | 3-Way Couplers | 5 | 0 | 5 |
| | | Strand/Trench | 26829 | 0 | 26829 |
| | | Poles Used | 236 | 0 | 236 |
| Cables | 0 | EX QR715-AR | 26460 | 0 | 26460 |
| | | 100 Series | 6948 | 0 | 6948 |
| | | Total EX QR715-AR | 33408 | 0 | 33408 |
| | 10 | NW QR715-AR | 369 | 0 | 369 |
| | | 100 Series | 478 | 0 | 478 |
| | | 300 Series | 284 | 0 | 284 |
| | | Total NW QR715-AR | 1131 | 0 | 1131 |
| | 74 | 800 Series | 2 | 0 | 2 |
| | | Total | 2 | 0 | 2 |
| Connectors | 0 | QR 715 P-T | 439 | 0 | 439 |
| | 10 | QR 715 P-T | 16 | 0 | 16 |

Equipment For Network file: NW-22.

Parameters: TACOMA-750
 Actives: TACOMA-750
 Taps: TACOMA-750
 Couplers: TACOMA-750
 Cables: TACOMA-750

| Equipment type | Line # | Part Number | Ae - p1 | UG - p1 | Total - p1 | |
|-------------------|-------------------|-----------------|-----------------|---------|------------|---|
| Actives | 1 | BLE 750-SH | 13 | 0 | 13 | |
| | 2 | BLE 750-SH | 5 | 0 | 5 | |
| | 13 | MB 750-SH | 8 | 0 | 8 | |
| | 14 | MB 750-SH | 4 | 1 | 5 | |
| | 15 | MB 750-SH | 1 | 0 | 1 | |
| | 32 | Stargate 2000 | 1 | 0 | 1 | |
| Reserve Gain | 1 | BLE-750 AR | 13 | 0 | 13 | |
| | 2 | BLE-750 AR | 5 | 0 | 5 | |
| | 13 | MB-750 AR | 8 | 0 | 8 | |
| | 14 | MB-750 AR | 4 | 1 | 5 | |
| | 15 | MB-750 AR | 1 | 0 | 1 | |
| | 32 | Stargate 2000 | 1 | 0 | 1 | |
| Fwd Pads - Bank 1 | 1 | JXP- 0 | 2 | 0 | 2 | |
| | 3 | JXP- 2 | 1 | 0 | 1 | |
| | 4 | JXP- 3 | 1 | 0 | 1 | |
| | 5 | JXP- 4 | 6 | 0 | 6 | |
| | 6 | JXP- 5 | 5 | 0 | 5 | |
| | 7 | JXP- 6 | 4 | 0 | 4 | |
| | 8 | JXP- 7 | 1 | 1 | 2 | |
| | 10 | JXP- 9 | 4 | 0 | 4 | |
| | 11 | JXP- 10 | 2 | 0 | 2 | |
| | 12 | JXP- 11 | 3 | 0 | 3 | |
| | 13 | JXP- 12 | 3 | 0 | 3 | |
| | Ret Pads - Bank 1 | 1 | JXP- 0 | 5 | 0 | 5 |
| | | 2 | JXP- 1 | 4 | 0 | 4 |
| 3 | | JXP- 2 | 1 | 0 | 1 | |
| 4 | | JXP- 3 | 3 | 0 | 3 | |
| 5 | | JXP- 4 | 4 | 0 | 4 | |
| 6 | | JXP- 5 | 1 | 1 | 2 | |
| 7 | | JXP- 6 | 3 | 0 | 3 | |
| 8 | | JXP- 7 | 2 | 0 | 2 | |
| 9 | | JXP- 8 | 4 | 0 | 4 | |
| 11 | | JXP- 10 | 3 | 0 | 3 | |
| 12 | | JXP- 11 | 1 | 0 | 1 | |
| 16 | | JXP- 15 | 1 | 0 | 1 | |
| Fwd EQs - Bank 1 | | 7 | SC-EQ-750- SC-4 | 1 | 0 | 1 |
| | 9 | SC-EQ-750- SC-2 | 1 | 0 | 1 | |
| | 10 | SC-EQ-750- SC-1 | 1 | 0 | 1 | |

| | | | | | | |
|-------------------|----|--------------------|----|------|----|------|
| | 11 | SC-EQ-750- | 0 | 2 | 0 | 2 |
| | 12 | SC-EQ-750- | 2 | 3 | 0 | 3 |
| | 13 | SC-EQ-750- | 4 | 6 | 1 | 7 |
| | 14 | SC-EQ-750- | 6 | 8 | 0 | 8 |
| | 15 | SC-EQ-750- | 8 | 5 | 0 | 5 |
| | 16 | SC-EQ-750- | 10 | 4 | 0 | 4 |
| | 17 | SC-EQ-750- | 12 | 1 | 0 | 1 |
| Ret EQs - Bank 1 | 1 | SEE-40- | 0 | 6 | 0 | 6 |
| | 2 | SEE-40- | 2 | 25 | 1 | 26 |
| | 3 | SEE-40- | 4 | 1 | 0 | 1 |
| Feeder makers | 1 | | | 1 | 0 | 1 |
| Inline EQs | 3 | | | 1 | 0 | 1 |
| | 4 | EX ST SPLICE | | 1 | 0 | 1 |
| | 5 | NEW ST SPLICE | | 1 | 0 | 1 |
| 2-Port Taps | 3 | FFT2-17K | | 1 | 0 | 1 |
| | 4 | FFT2-14K | | 1 | 0 | 1 |
| | 5 | FFT2-10K | | 8 | 0 | 8 |
| | 6 | FFT2-7K | | 13 | 0 | 13 |
| | 7 | FFT2-4TK | | 25 | 1 | 26 |
| 4-Port Taps | 1 | FFT4-23K | | 10 | 0 | 10 |
| | 2 | FFT4-20K | | 14 | 0 | 14 |
| | 3 | FFT4-17K | | 7 | 0 | 7 |
| | 4 | FFT4-14K | | 13 | 0 | 13 |
| | 5 | FFT4-10K | | 14 | 0 | 14 |
| | 6 | FFT4-7TK | | 11 | 4 | 15 |
| 8-Port Taps | 1 | FFT8-23K | | 6 | 0 | 6 |
| | 2 | FFT8-20K | | 9 | 0 | 9 |
| | 3 | FFT8-17K | | 8 | 0 | 8 |
| | 4 | FFT8-14K | | 10 | 1 | 11 |
| | 5 | FFT8-10TK | | 4 | 0 | 4 |
| Couplers | 1 | LPI100 | | 4 | 0 | 4 |
| | 2 | LLS102 | | 13 | 1 | 14 |
| | 3 | LLS103 | | 7 | 0 | 7 |
| | 4 | LDC108 | | 7 | 0 | 7 |
| | 5 | LDC112 | | 6 | 0 | 6 |
| | 11 | JUMPER | | 76 | 1 | 77 |
| | 13 | MBD-DC10 | | 3 | 0 | 3 |
| Power Supplies | 1 | XM 9015 | | 4 | 0 | 4 |
| Miscellaneous | 1 | HTH Conn. | | 116 | 2 | 118 |
| | 2 | Splice | | 0 | 1 | 1 |
| | 3 | Term | | 18 | 0 | 18 |
| | 7 | SBH-1022 | | 0 | 6 | 6 |
| | 8 | SBH-1432 | | 0 | 1 | 1 |
| General BOM Info. | | Housecount | | 1050 | 62 | 1112 |
| | | Ports | | 668 | 26 | 694 |
| | | Non-MDU Housecount | | 398 | 8 | 406 |
| | | MDU Housecount | | 652 | 54 | 706 |

| | | | | | |
|------------|----|--------------------|-------|------|-------|
| | | MDU Tap Ports | 128 | 10 | 138 |
| | | MDU Tap Ports Used | 56 | 3 | 59 |
| | | COM Housecount | 0 | 0 | 0 |
| | | COM Tap Ports | 0 | 0 | 0 |
| | | COM Tap Ports Used | 0 | 0 | 0 |
| | | Drop Sp. Ports | 0 | 0 | 0 |
| | | Non-Design HC | 0 | 0 | 0 |
| | | Trunk Amps | 14 | 1 | 15 |
| | | Line Extenders | 18 | 0 | 18 |
| | | Equalizers | 3 | 0 | 3 |
| | | Taps (2-Port) | 48 | 1 | 49 |
| | | Taps (4-Port) | 69 | 4 | 73 |
| | | Taps (6-Port) | 0 | 0 | 0 |
| | | Taps (8-Port) | 37 | 1 | 38 |
| | | Taps (total) | 154 | 6 | 160 |
| | | 2-Way Couplers | 50 | 2 | 52 |
| | | 3-Way Couplers | 7 | 0 | 7 |
| | | Strand/Trench | 14812 | 1005 | 15817 |
| | | Poles Used | 134 | 0 | 134 |
| Cables | 0 | EX QR715-AR | 14039 | 0 | 14039 |
| | | 100 Series | 4612 | 0 | 4612 |
| | | 400 Series | 200 | 0 | 200 |
| | | Total EX QR715-AR | 18851 | 0 | 18851 |
| | 10 | NW QR715-AR | 573 | 0 | 573 |
| | | 300 Series | 142 | 0 | 142 |
| | | Total NW QR715-AR | 715 | 0 | 715 |
| | 1 | EX QR715-UG | 0 | 589 | 589 |
| | | 100 Series | 0 | 115 | 115 |
| | | 400 Series | 0 | 416 | 416 |
| | | 500 Series | 0 | 28 | 28 |
| | | Total EX QR715-UG | 0 | 1148 | 1148 |
| Connectors | 0 | QR 715 P-T | 339 | 0 | 339 |
| | 10 | QR 715 P-T | 8 | 0 | 8 |
| | 1 | QR 715 P-T | 0 | 12 | 12 |

Equipment For Network file: NW-23.

Parameters: TACOMA-750
 Actives: TACOMA-750
 Taps: TACOMA-750
 Couplers: TACOMA-750
 Cables: TACOMA-750

| Equipment type | Line # | Part Number | Ae - p1 | UG - p1 | Total - p1 |
|-------------------|-------------------|---------------|---------|---------|------------|
| Actives | 1 | BLE 750-SH | 15 | 0 | 15 |
| | 2 | BLE 750-SH | 2 | 0 | 2 |
| | 13 | MB 750-SH | 7 | 0 | 7 |
| | 14 | MB 750-SH | 5 | 0 | 5 |
| | 15 | MB 750-SH | 2 | 0 | 2 |
| | 32 | Stargate 4000 | 1 | 0 | 1 |
| Reserve Gain | 1 | BLE-750 AR | 15 | 0 | 15 |
| | 2 | BLE-750 AR | 2 | 0 | 2 |
| | 13 | MB-750 AR | 7 | 0 | 7 |
| | 14 | MB-750 AR | 5 | 0 | 5 |
| | 15 | MB-750 AR | 2 | 0 | 2 |
| | 32 | Stargate 4000 | 1 | 0 | 1 |
| Fwd Pads - Bank 1 | 1 | JXP- 0 | 2 | 0 | 2 |
| | 2 | JXP- 1 | 1 | 0 | 1 |
| | 4 | JXP- 3 | 6 | 0 | 6 |
| | 5 | JXP- 4 | 5 | 0 | 5 |
| | 6 | JXP- 5 | 2 | 0 | 2 |
| | 7 | JXP- 6 | 2 | 0 | 2 |
| | 8 | JXP- 7 | 3 | 0 | 3 |
| | 9 | JXP- 8 | 3 | 0 | 3 |
| | 10 | JXP- 9 | 2 | 0 | 2 |
| | 11 | JXP- 10 | 3 | 0 | 3 |
| | 12 | JXP- 11 | 1 | 0 | 1 |
| | 13 | JXP- 12 | 1 | 0 | 1 |
| | 14 | JXP- 13 | 1 | 0 | 1 |
| | Fwd Pads - Bank 4 | 1 | NODE | 2 | 1 |
| Ret Pads - Bank 1 | 1 | JXP- 0 | 5 | 0 | 5 |
| | 2 | JXP- 1 | 2 | 0 | 2 |
| | 3 | JXP- 2 | 3 | 0 | 3 |
| | 4 | JXP- 3 | 2 | 0 | 2 |
| | 5 | JXP- 4 | 2 | 0 | 2 |
| | 6 | JXP- 5 | 4 | 0 | 4 |
| | 7 | JXP- 6 | 2 | 0 | 2 |
| | 8 | JXP- 7 | 2 | 0 | 2 |
| | 9 | JXP- 8 | 3 | 0 | 3 |
| | 10 | JXP- 9 | 1 | 0 | 1 |
| | 11 | JXP- 10 | 2 | 0 | 2 |
| | 12 | JXP- 11 | 1 | 0 | 1 |

| | | | | | |
|-------------------|----|-----------------|------|----|------|
| | 13 | JXP- 12 | 2 | 0 | 2 |
| | 16 | JXP- 15 | 1 | 0 | 1 |
| Ret Pads - Bank 4 | 1 | NODE | 2 | 1 | 3 |
| Fwd EQs - Bank 1 | 8 | SC-EQ-750- SC-3 | 1 | 0 | 1 |
| | 10 | SC-EQ-750- SC-1 | 1 | 0 | 1 |
| | 11 | SC-EQ-750- 0 | 5 | 0 | 5 |
| | 12 | SC-EQ-750- 2 | 4 | 0 | 4 |
| | 13 | SC-EQ-750- 4 | 3 | 0 | 3 |
| | 14 | SC-EQ-750- 6 | 7 | 0 | 7 |
| | 15 | SC-EQ-750- 8 | 4 | 0 | 4 |
| | 16 | SC-EQ-750- 10 | 6 | 0 | 6 |
| | 17 | SC-EQ-750- 12 | 1 | 0 | 1 |
| Ret EQs - Bank 1 | 1 | SEE-40- 0 | 10 | 0 | 10 |
| | 2 | SEE-40- 2 | 22 | 0 | 22 |
| Feeder makers | 1 | | 1 | 0 | 1 |
| Inline EQs | 6 | EX BL SPLICE | 1 | 0 | 1 |
| 2-Port Taps | 1 | FFT2-23K | 1 | 0 | 1 |
| | 4 | FFT2-14K | 3 | 0 | 3 |
| | 5 | FFT2-10K | 4 | 0 | 4 |
| | 6 | FFT2-7K | 13 | 0 | 13 |
| | 7 | FFT2-4TK | 14 | 1 | 15 |
| 4-Port Taps | 1 | FFT4-23K | 6 | 0 | 6 |
| | 2 | FFT4-20K | 14 | 0 | 14 |
| | 3 | FFT4-17K | 13 | 0 | 13 |
| | 4 | FFT4-14K | 11 | 0 | 11 |
| | 5 | FFT4-10K | 15 | 0 | 15 |
| | 6 | FFT4-7TK | 8 | 0 | 8 |
| 8-Port Taps | 1 | FFT8-23K | 15 | 0 | 15 |
| | 2 | FFT8-20K | 13 | 0 | 13 |
| | 3 | FFT8-17K | 28 | 0 | 28 |
| | 4 | FFT8-14K | 20 | 0 | 20 |
| | 5 | FFT8-10TK | 7 | 0 | 7 |
| Couplers | 1 | LPI100 | 4 | 0 | 4 |
| | 2 | LLS102 | 11 | 1 | 12 |
| | 3 | LLS103 | 5 | 0 | 5 |
| | 4 | LDC108 | 7 | 0 | 7 |
| | 5 | LDC112 | 2 | 0 | 2 |
| | 11 | JUMPER | 53 | 0 | 53 |
| | 12 | MBD-SPLT | 4 | 0 | 4 |
| | 13 | MBD-DC10 | 1 | 0 | 1 |
| Power Supplies | 1 | XM 9015 | 4 | 0 | 4 |
| Miscellaneous | 1 | HTH Conn. | 82 | 1 | 83 |
| | 2 | Splice | 0 | 2 | 2 |
| | 3 | Term | 22 | 3 | 25 |
| | 7 | SBH-1022 | 0 | 2 | 2 |
| General BOM Info. | | Housecount | 1028 | 27 | 1055 |
| | | Ports | 1002 | 2 | 1004 |

| | | | | | |
|------------|----|--------------------|-------|-----|-------|
| | | Non-MDU Housecount | 713 | 1 | 714 |
| | | MDU Housecount | 315 | 26 | 341 |
| | | MDU Tap Ports | 56 | 0 | 56 |
| | | MDU Tap Ports Used | 31 | 3 | 34 |
| | | COM Housecount | 0 | 0 | 0 |
| | | COM Tap Ports | 0 | 0 | 0 |
| | | COM Tap Ports Used | 0 | 0 | 0 |
| | | Drop Sp. Ports | 0 | 0 | 0 |
| | | Non-Design HC | 0 | 0 | 0 |
| | | Trunk Amps | 15 | 0 | 15 |
| | | Line Extenders | 17 | 0 | 17 |
| | | Equalizers | 1 | 0 | 1 |
| | | Taps (2-Port) | 35 | 1 | 36 |
| | | Taps (4-Port) | 67 | 0 | 67 |
| | | Taps (6-Port) | 0 | 0 | 0 |
| | | Taps (8-Port) | 83 | 0 | 83 |
| | | Taps (total) | 185 | 1 | 186 |
| | | 2-Way Couplers | 48 | 1 | 49 |
| | | 3-Way Couplers | 5 | 0 | 5 |
| | | Strand/Trench | 20835 | 423 | 21258 |
| | | Poles Used | 176 | 0 | 176 |
| Cables | 0 | EX QR715-AR | 20725 | 0 | 20725 |
| | | 100 Series | 5235 | 0 | 5235 |
| | | 400 Series | 110 | 0 | 110 |
| | | Total EX QR715-AR | 26070 | 0 | 26070 |
| | 1 | 400 Series | 0 | 423 | 423 |
| | | 500 Series | 0 | 84 | 84 |
| | | Total EX QR715-UG | 0 | 507 | 507 |
| | 11 | 500 Series | 0 | 28 | 28 |
| | | Total NW QR715-UG | 0 | 28 | 28 |
| Connectors | 0 | QR 715 P-T | 406 | 0 | 406 |
| | 1 | QR 715 P-T | 0 | 5 | 5 |
| | 11 | QR 715 P-T | 0 | 4 | 4 |

Equipment For Network file: NW-24.

Parameters: TACOMA-750
 Actives: TACOMA-750
 Taps: TACOMA-750
 Couplers: TACOMA-750
 Cables: TACOMA-750

| Equipment type | Line # | Part Number | Ae - p1 | UG - p1 | Total - p1 |
|-------------------|-------------------|---------------|------------|---------|------------|
| Actives | 1 | BLE 750-SH | 14 | 1 | 15 |
| | 2 | BLE 750-SH | 3 | 0 | 3 |
| | 13 | MB 750-SH | 6 | 0 | 6 |
| | 14 | MB 750-SH | 5 | 0 | 5 |
| | 15 | MB 750-SH | 3 | 0 | 3 |
| | 25 | CWS MB 750-SH | 0 | 1 | 1 |
| | 32 | Stargate 2000 | 1 | 0 | 1 |
| | Reserve Gain | 1 | BLE-750 AR | 14 | 1 |
| 2 | | BLE-750 AR | 3 | 0 | 3 |
| 13 | | MB-750 AR | 6 | 0 | 6 |
| 14 | | MB-750 AR | 5 | 0 | 5 |
| 15 | | MB-750 AR | 3 | 0 | 3 |
| 25 | | MB-750 UG | 0 | 1 | 1 |
| 32 | | Stargate 2000 | 1 | 0 | 1 |
| Fwd Pads - Bank 1 | 1 | JXP- 0 | 2 | 0 | 2 |
| | 2 | JXP- 1 | 1 | 0 | 1 |
| | 3 | JXP- 2 | 2 | 1 | 3 |
| | 4 | JXP- 3 | 2 | 0 | 2 |
| | 5 | JXP- 4 | 2 | 0 | 2 |
| | 6 | JXP- 5 | 2 | 0 | 2 |
| | 7 | JXP- 6 | 4 | 0 | 4 |
| | 8 | JXP- 7 | 3 | 1 | 4 |
| | 9 | JXP- 8 | 4 | 0 | 4 |
| | 10 | JXP- 9 | 3 | 0 | 3 |
| | 11 | JXP- 10 | 3 | 0 | 3 |
| | 12 | JXP- 11 | 1 | 0 | 1 |
| | 13 | JXP- 12 | 1 | 0 | 1 |
| | 14 | JXP- 13 | 1 | 0 | 1 |
| | 16 | JXP- 15 | 1 | 0 | 1 |
| | Ret Pads - Bank 1 | 1 | JXP- 0 | 4 | 1 |
| 2 | | JXP- 1 | 1 | 0 | 1 |
| 3 | | JXP- 2 | 2 | 0 | 2 |
| 4 | | JXP- 3 | 5 | 1 | 6 |
| 5 | | JXP- 4 | 3 | 0 | 3 |
| 6 | | JXP- 5 | 2 | 0 | 2 |
| 7 | | JXP- 6 | 4 | 0 | 4 |
| 8 | | JXP- 7 | 3 | 0 | 3 |
| 9 | | JXP- 8 | 5 | 0 | 5 |

| | | | | | |
|------------------|----|-----------------|----|----|----|
| | 11 | JXP- 10 | 1 | 0 | 1 |
| | 16 | JXP- 15 | 2 | 0 | 2 |
| Fwd EQs - Bank 1 | 6 | SC-EQ-750- SC-5 | 0 | 1 | 1 |
| | 10 | SC-EQ-750- SC-1 | 1 | 0 | 1 |
| | 11 | SC-EQ-750- 0 | 4 | 0 | 4 |
| | 12 | SC-EQ-750- 2 | 7 | 0 | 7 |
| | 13 | SC-EQ-750- 4 | 8 | 0 | 8 |
| | 14 | SC-EQ-750- 6 | 7 | 0 | 7 |
| | 15 | SC-EQ-750- 8 | 3 | 0 | 3 |
| | 16 | SC-EQ-750- 10 | 2 | 1 | 3 |
| Ret EQs - Bank 1 | 1 | SEE-40- 0 | 8 | 0 | 8 |
| | 2 | SEE-40- 2 | 22 | 2 | 24 |
| | 3 | SEE-40- 4 | 2 | 0 | 2 |
| FeederMakers | 1 | | 1 | 0 | 1 |
| Inline EQs | 4 | EX ST SPLICE | 2 | 0 | 2 |
| 2-Port Taps | 2 | FFT2-20K | 0 | 1 | 1 |
| | 3 | FFT2-17K | 3 | 0 | 3 |
| | 4 | FFT2-14K | 2 | 0 | 2 |
| | 5 | FFT2-10K | 5 | 0 | 5 |
| | 6 | FFT2-7K | 11 | 0 | 11 |
| | 7 | FFT2-4TK | 12 | 2 | 14 |
| 4-Port Taps | 1 | FFT4-23K | 15 | 0 | 15 |
| | 2 | FFT4-20K | 10 | 1 | 11 |
| | 3 | FFT4-17K | 21 | 0 | 21 |
| | 4 | FFT4-14K | 17 | 1 | 18 |
| | 5 | FFT4-10K | 19 | 1 | 20 |
| | 6 | FFT4-7TK | 11 | 0 | 11 |
| 8-Port Taps | 1 | FFT8-23K | 9 | 0 | 9 |
| | 2 | FFT8-20K | 15 | 1 | 16 |
| | 3 | FFT8-17K | 10 | 3 | 13 |
| | 4 | FFT8-14K | 14 | 1 | 15 |
| | 5 | FFT8-10TK | 12 | 0 | 12 |
| Couplers | 1 | LPI100 | 3 | 0 | 3 |
| | 2 | LLS102 | 13 | 0 | 13 |
| | 3 | LLS103 | 5 | 0 | 5 |
| | 4 | LDC108 | 12 | 0 | 12 |
| | 5 | LDC112 | 2 | 0 | 2 |
| | 11 | JUMPER | 45 | 13 | 58 |
| | 12 | MBD-SPLT | 2 | 0 | 2 |
| | 13 | MBD-DC10 | 2 | 0 | 2 |
| | 22 | APT 8 WAY | 6 | 0 | 6 |
| Power Supplies | 1 | XM 9015 | 3 | 0 | 3 |
| Miscellaneous | 1 | HTH Conn. | 83 | 3 | 86 |
| | 2 | Splice | 0 | 3 | 3 |
| | 3 | Term | 18 | 4 | 22 |
| | 7 | SBH-1022 | 0 | 9 | 9 |
| | 8 | SBH-1432 | 0 | 2 | 2 |

General BOM Info.

| | | | |
|--------------------|-------|------|-------|
| Housecount | 956 | 222 | 1178 |
| Ports | 918 | 58 | 976 |
| Non-MDU Housecount | 655 | 29 | 684 |
| MDU Housecount | 301 | 193 | 494 |
| MDU Tap Ports | 46 | 14 | 60 |
| MDU Tap Ports Used | 29 | 16 | 45 |
| COM Housecount | 0 | 0 | 0 |
| COM Tap Ports | 0 | 0 | 0 |
| COM Tap Ports Used | 0 | 0 | 0 |
| Drop Sp. Ports | 36 | 0 | 36 |
| Non-Design HC | 0 | 0 | 0 |
| Trunk Amps | 15 | 1 | 16 |
| Line Extenders | 17 | 1 | 18 |
| Equalizers | 2 | 0 | 2 |
| Taps (2-Port) | 33 | 3 | 36 |
| Taps (4-Port) | 93 | 3 | 96 |
| Taps (6-Port) | 0 | 0 | 0 |
| Taps (8-Port) | 60 | 5 | 65 |
| Taps (total) | 186 | 11 | 197 |
| 2-Way Couplers | 52 | 1 | 53 |
| 3-Way Couplers | 5 | 0 | 5 |
| Strand/Trench | 21745 | 1974 | 23719 |
| Poles Used | 188 | 0 | 188 |

Cables

| | | | | |
|----|---------------------|-------|------|-------|
| 0 | EX QR715-AR | 20917 | 0 | 20917 |
| | 100 Series | 5940 | 0 | 5940 |
| | Total EX QR715-AR | 26857 | 0 | 26857 |
| 10 | NW QR715-AR | 178 | 0 | 178 |
| | 200 Series | 50 | 0 | 50 |
| | 300 Series | 338 | 0 | 338 |
| | Total NW QR715-AR | 566 | 0 | 566 |
| 36 | NW RG11-AR:IN | 600 | 0 | 600 |
| | Total NW RG11-AR:IN | 600 | 0 | 600 |
| 1 | EX QR715-UG | 0 | 648 | 648 |
| | 100 Series | 0 | 393 | 393 |
| | 200 Series | 0 | 10 | 10 |
| | 400 Series | 0 | 395 | 395 |
| | 500 Series | 0 | 84 | 84 |
| | Total EX QR715-UG | 0 | 1530 | 1530 |
| 11 | NW QR715-UG | 0 | 906 | 906 |
| | 200 Series | 0 | 15 | 15 |
| | Total NW QR715-UG | 0 | 921 | 921 |

Connectors

| | | | | |
|----|------------|-----|----|-----|
| 0 | QR 715 P-T | 403 | 0 | 403 |
| 10 | QR 715 P-T | 4 | 0 | 4 |
| 36 | RG 11 P-T | 12 | 0 | 12 |
| 1 | QR 715 P-T | 0 | 43 | 43 |
| 11 | QR 715 P-T | 0 | 4 | 4 |

Equipment For Network file: NW-25.

Parameters: TACOMA-750
 Actives: TACOMA-750
 Taps: TACOMA-750
 Couplers: TACOMA-750
 Cables: TACOMA-750

| Equipment type | Line # | Part Number | Ae - p1 | UG - p1 | Total - p1 |
|-------------------|---------|----------------|---------|---------|------------|
| Actives | 1 | BLE 750-SH | 7 | 8 | 15 |
| | 2 | BLE 750-SH | 3 | 3 | 6 |
| | 5 | CWS BLE 750-SH | 0 | 1 | 1 |
| | 13 | MB 750-SH | 2 | 2 | 4 |
| | 14 | MB 750-SH | 3 | 4 | 7 |
| | 15 | MB 750-SH | 3 | 0 | 3 |
| | 25 | CWS MB 750-SH | 1 | 1 | 2 |
| | 32 | Stargate 2000 | 1 | 0 | 1 |
| Reserve Gain | 1 | BLE-750 AR | 7 | 8 | 15 |
| | 2 | BLE-750 AR | 3 | 3 | 6 |
| | 5 | BLE-750 UG | 0 | 1 | 1 |
| | 13 | MB-750 AR | 2 | 2 | 4 |
| | 14 | MB-750 AR | 3 | 4 | 7 |
| | 15 | MB-750 AR | 3 | 0 | 3 |
| | 25 | MB-750 UG | 1 | 1 | 2 |
| | 32 | Stargate 2000 | 1 | 0 | 1 |
| Fwd Pads - Bank 1 | 1 | JXP- 0 | 4 | 6 | 10 |
| | 3 | JXP- 2 | 0 | 1 | 1 |
| | 4 | JXP- 3 | 0 | 2 | 2 |
| | 5 | JXP- 4 | 3 | 2 | 5 |
| | 6 | JXP- 5 | 2 | 1 | 3 |
| | 7 | JXP- 6 | 1 | 2 | 3 |
| | 8 | JXP- 7 | 4 | 1 | 5 |
| | 9 | JXP- 8 | 4 | 1 | 5 |
| | 11 | JXP- 10 | 0 | 1 | 1 |
| | 13 | JXP- 12 | 1 | 0 | 1 |
| | 14 | JXP- 13 | 1 | 1 | 2 |
| 16 | JXP- 15 | 0 | 1 | 1 | |
| Ret Pads - Bank 1 | 1 | JXP- 0 | 5 | 2 | 7 |
| | 2 | JXP- 1 | 2 | 3 | 5 |
| | 3 | JXP- 2 | 2 | 0 | 2 |
| | 5 | JXP- 4 | 0 | 2 | 2 |
| | 6 | JXP- 5 | 0 | 2 | 2 |
| | 7 | JXP- 6 | 1 | 1 | 2 |
| | 8 | JXP- 7 | 2 | 2 | 4 |
| | 9 | JXP- 8 | 3 | 1 | 4 |
| | 10 | JXP- 9 | 2 | 2 | 4 |
| | 11 | JXP- 10 | 0 | 1 | 1 |

| | | | | | |
|------------------|----|-----------------|----|----|----|
| | 12 | JXP- 11 | 0 | 2 | 2 |
| | 13 | JXP- 12 | 1 | 1 | 2 |
| | 15 | JXP- 14 | 1 | 0 | 1 |
| | 16 | JXP- 15 | 1 | 0 | 1 |
| Fwd EQs - Bank 1 | 5 | SC-EQ-750- SC-6 | 1 | 0 | 1 |
| | 7 | SC-EQ-750- SC-4 | 0 | 1 | 1 |
| | 9 | SC-EQ-750- SC-2 | 1 | 0 | 1 |
| | 10 | SC-EQ-750- SC-1 | 1 | 0 | 1 |
| | 11 | SC-EQ-750- 0 | 2 | 1 | 3 |
| | 12 | SC-EQ-750- 2 | 1 | 1 | 2 |
| | 13 | SC-EQ-750- 4 | 3 | 1 | 4 |
| | 14 | SC-EQ-750- 6 | 5 | 5 | 10 |
| | 15 | SC-EQ-750- 8 | 0 | 3 | 3 |
| | 16 | SC-EQ-750- 10 | 4 | 6 | 10 |
| | 17 | SC-EQ-750- 12 | 1 | 1 | 2 |
| | 18 | SC-EQ-750- 14 | 1 | 0 | 1 |
| Ret EQs - Bank 1 | 1 | SEE-40- 0 | 4 | 0 | 4 |
| | 2 | SEE-40- 2 | 13 | 14 | 27 |
| | 3 | SEE-40- 4 | 3 | 5 | 8 |
| Feeder makers | 1 | | 1 | 0 | 1 |
| Inline EQs | 4 | EX ST SPLICE | 2 | 1 | 3 |
| | 6 | EX BL SPLICE | 0 | 6 | 6 |
| 2-Port Taps | 1 | FFT2-23K | 2 | 0 | 2 |
| | 2 | FFT2-20K | 0 | 1 | 1 |
| | 3 | FFT2-17K | 2 | 3 | 5 |
| | 4 | FFT2-14K | 3 | 4 | 7 |
| | 5 | FFT2-10K | 5 | 5 | 10 |
| | 6 | FFT2-7K | 2 | 2 | 4 |
| | 7 | FFT2-4TK | 8 | 8 | 16 |
| 4-Port Taps | 1 | FFT4-23K | 5 | 3 | 8 |
| | 2 | FFT4-20K | 14 | 8 | 22 |
| | 3 | FFT4-17K | 10 | 8 | 18 |
| | 4 | FFT4-14K | 10 | 10 | 20 |
| | 5 | FFT4-10K | 15 | 24 | 39 |
| | 6 | FFT4-7TK | 9 | 14 | 23 |
| 8-Port Taps | 1 | FFT8-23K | 1 | 1 | 2 |
| | 2 | FFT8-20K | 1 | 3 | 4 |
| | 3 | FFT8-17K | 0 | 4 | 4 |
| | 4 | FFT8-14K | 1 | 6 | 7 |
| | 5 | FFT8-10TK | 0 | 3 | 3 |
| Couplers | 1 | LPI100 | 2 | 1 | 3 |
| | 2 | LLS102 | 5 | 7 | 12 |
| | 3 | LLS103 | 4 | 2 | 6 |
| | 4 | LDC108 | 12 | 10 | 22 |
| | 5 | LDC112 | 2 | 1 | 3 |
| | 11 | JUMPER | 34 | 8 | 42 |
| | 12 | MBD-SPLT | 1 | 2 | 3 |

| | | | | | |
|-------------------|----|--------------------|-------|-------|-------|
| | 13 | MBD-DC10 | 2 | 0 | 2 |
| Power Supplies | 1 | XM 9015 | 2 | 1 | 3 |
| Miscellaneous | 1 | HTH Conn. | 29 | 38 | 67 |
| | 2 | Splice | 1 | 1 | 2 |
| | 3 | Term | 8 | 25 | 33 |
| | 7 | SBH-1022 | 0 | 112 | 112 |
| | 8 | SBH-1432 | 0 | 21 | 21 |
| | 9 | PS6 | 0 | 2 | 2 |
| General BOM Info. | | Housecount | 344 | 701 | 1045 |
| | | Ports | 320 | 450 | 770 |
| | | Non-MDU Housecount | 209 | 323 | 532 |
| | | MDU Housecount | 135 | 378 | 513 |
| | | MDU Tap Ports | 10 | 26 | 36 |
| | | MDU Tap Ports Used | 5 | 17 | 22 |
| | | COM Housecount | 0 | 0 | 0 |
| | | COM Tap Ports | 0 | 0 | 0 |
| | | COM Tap Ports Used | 0 | 0 | 0 |
| | | Drop Sp. Ports | 0 | 0 | 0 |
| | | Non-Design HC | 0 | 0 | 0 |
| | | Trunk Amps | 10 | 7 | 17 |
| | | Line Extenders | 10 | 12 | 22 |
| | | Equalizers | 2 | 7 | 9 |
| | | Taps (2-Port) | 22 | 23 | 45 |
| | | Taps (4-Port) | 63 | 67 | 130 |
| | | Taps (6-Port) | 0 | 0 | 0 |
| | | Taps (8-Port) | 3 | 17 | 20 |
| | | Taps (total) | 88 | 107 | 195 |
| | | 2-Way Couplers | 36 | 29 | 65 |
| | | 3-Way Couplers | 4 | 2 | 6 |
| | | Strand/Trench | 17359 | 26520 | 43879 |
| | | Poles Used | 128 | 0 | 128 |
| Cables | 0 | EX QR715-AR | 17116 | 0 | 17116 |
| | | 100 Series | 5779 | 0 | 5779 |
| | | Total EX QR715-AR | 22895 | 0 | 22895 |
| | 6 | EX RG11-AR | 243 | 0 | 243 |
| | | Total EX RG11-AR | 243 | 0 | 243 |
| | 1 | EX QR715-UG | 0 | 23204 | 23204 |
| | | 100 Series | 0 | 3365 | 3365 |
| | | 400 Series | 0 | 3316 | 3316 |
| | | 500 Series | 0 | 703 | 703 |
| | | Total EX QR715-UG | 0 | 30588 | 30588 |
| Connectors | 0 | QR 715 P-T | 257 | 0 | 257 |
| | 6 | RG 11 P-T | 4 | 0 | 4 |
| | 1 | QR 715 P-T | 0 | 241 | 241 |

Equipment For Network file: NW-26.

Parameters: TACOMA-750
 Actives: TACOMA-750
 Taps: TACOMA-750
 Couplers: TACOMA-750
 Cables: TACOMA-750

| Equipment type | Line # | Part Number | Ae - p1 | UG - p1 | Total - p1 | |
|-------------------|--------------|----------------|------------|---------|------------|----|
| Actives | 1 | BLE 750-SH | 7 | 10 | 17 | |
| | 2 | BLE 750-SH | 2 | 0 | 2 | |
| | 4 | CWS BLE 750-SH | 0 | 6 | 6 | |
| | 5 | CWS BLE 750-SH | 1 | 0 | 1 | |
| | 13 | MB 750-SH | 4 | 0 | 4 | |
| | 14 | MB 750-SH | 5 | 1 | 6 | |
| | 15 | MB 750-SH | 3 | 3 | 6 | |
| | 23 | CWS MB 750-SH | 0 | 6 | 6 | |
| | 24 | CWS MB 750-SH | 0 | 5 | 5 | |
| | 25 | CWS MB 750-SH | 0 | 2 | 2 | |
| | 32 | Stargate 2000 | 1 | 0 | 1 | |
| | 49 | MB100S-2HSXH-F | 0 | 1 | 1 | |
| | Reserve Gain | 1 | BLE-750 AR | 7 | 10 | 17 |
| | | 2 | BLE-750 AR | 2 | 0 | 2 |
| 4 | | BLE-750 UG | 0 | 6 | 6 | |
| 5 | | BLE-750 UG | 1 | 0 | 1 | |
| 13 | | MB-750 AR | 4 | 0 | 4 | |
| 14 | | MB-750 AR | 5 | 1 | 6 | |
| 15 | | MB-750 AR | 3 | 3 | 6 | |
| 23 | | MB-750 UG | 0 | 6 | 6 | |
| 24 | | MB-750 UG | 0 | 5 | 5 | |
| 25 | | MB-750 UG | 0 | 2 | 2 | |
| 32 | | Stargate 2000 | 1 | 0 | 1 | |
| 49 | | | 0 | 1 | 1 | |
| Fwd Pads - Bank 1 | | 1 | JXP- 0 | 7 | 4 | 11 |
| | | 2 | JXP- 1 | 2 | 3 | 5 |
| | 3 | JXP- 2 | 1 | 4 | 5 | |
| | 4 | JXP- 3 | 2 | 4 | 6 | |
| | 5 | JXP- 4 | 1 | 1 | 2 | |
| | 6 | JXP- 5 | 2 | 2 | 4 | |
| | 7 | JXP- 6 | 3 | 2 | 5 | |
| | 8 | JXP- 7 | 2 | 4 | 6 | |
| | 9 | JXP- 8 | 0 | 3 | 3 | |
| | 10 | JXP- 9 | 2 | 4 | 6 | |
| | 11 | JXP- 10 | 0 | 2 | 2 | |
| | 12 | JXP- 11 | 1 | 1 | 2 | |
| Ret Pads - Bank 1 | 1 | JXP- 0 | 0 | 1 | 1 | |
| | 3 | JXP- 2 | 3 | 3 | 6 | |

| | | | | | |
|------------------|----|-----------------|----|----|----|
| | 4 | JXP- 3 | 3 | 5 | 8 |
| | 5 | JXP- 4 | 2 | 5 | 7 |
| | 6 | JXP- 5 | 3 | 5 | 8 |
| | 7 | JXP- 6 | 2 | 4 | 6 |
| | 8 | JXP- 7 | 5 | 6 | 11 |
| | 9 | JXP- 8 | 1 | 3 | 4 |
| | 10 | JXP- 9 | 1 | 1 | 2 |
| | 11 | JXP- 10 | 0 | 1 | 1 |
| | 13 | JXP- 12 | 1 | 0 | 1 |
| | 14 | JXP- 13 | 1 | 0 | 1 |
| | 16 | JXP- 15 | 1 | 0 | 1 |
| Fwd EQs - Bank 1 | 6 | SC-EQ-750- SC-5 | 0 | 1 | 1 |
| | 8 | SC-EQ-750- SC-3 | 0 | 1 | 1 |
| | 9 | SC-EQ-750- SC-2 | 0 | 1 | 1 |
| | 10 | SC-EQ-750- SC-1 | 0 | 3 | 3 |
| | 11 | SC-EQ-750- 0 | 1 | 3 | 4 |
| | 12 | SC-EQ-750- 2 | 2 | 4 | 6 |
| | 13 | SC-EQ-750- 4 | 5 | 3 | 8 |
| | 14 | SC-EQ-750- 6 | 4 | 5 | 9 |
| | 15 | SC-EQ-750- 8 | 5 | 8 | 13 |
| | 16 | SC-EQ-750- 10 | 2 | 2 | 4 |
| | 17 | SC-EQ-750- 12 | 1 | 2 | 3 |
| | 18 | SC-EQ-750- 14 | 1 | 0 | 1 |
| | 19 | SC-EQ-750- 16 | 1 | 0 | 1 |
| | 20 | SC-EQ-750- 18 | 1 | 1 | 2 |
| Ret EQs - Bank 1 | 1 | SEE-40- 0 | 2 | 3 | 5 |
| | 2 | SEE-40- 2 | 13 | 27 | 40 |
| | 3 | SEE-40- 4 | 8 | 4 | 12 |
| FeederMakers | 1 | | 1 | 0 | 1 |
| Inline EQs | 2 | | 2 | 0 | 2 |
| | 3 | | 0 | 1 | 1 |
| | 4 | EX ST SPLICE | 8 | 6 | 14 |
| | 5 | NEW ST SPLICE | 3 | 1 | 4 |
| | 6 | EX BL SPLICE | 0 | 2 | 2 |
| 2-Port Taps | 2 | FFT2-20K | 1 | 0 | 1 |
| | 4 | FFT2-14K | 8 | 5 | 13 |
| | 5 | FFT2-10K | 11 | 11 | 22 |
| | 6 | FFT2-7K | 7 | 7 | 14 |
| | 7 | FFT2-4TK | 5 | 33 | 38 |
| 4-Port Taps | 1 | FFT4-23K | 12 | 2 | 14 |
| | 2 | FFT4-20K | 17 | 8 | 25 |
| | 3 | FFT4-17K | 23 | 11 | 34 |
| | 4 | FFT4-14K | 10 | 13 | 23 |
| | 5 | FFT4-10K | 12 | 18 | 30 |
| | 6 | FFT4-7TK | 11 | 16 | 27 |
| 8-Port Taps | 1 | FFT8-23K | 1 | 0 | 1 |
| | 2 | FFT8-20K | 1 | 3 | 4 |

| | | | | | |
|-------------------|----|--------------------|-------|-------|-------|
| | 3 | FFT8-17K | 1 | 4 | 5 |
| | 4 | FFT8-14K | 0 | 5 | 5 |
| | 5 | FFT8-10TK | 1 | 4 | 5 |
| Couplers | 1 | LPI100 | 3 | 2 | 5 |
| | 2 | LLS102 | 7 | 14 | 21 |
| | 3 | LLS103 | 5 | 5 | 10 |
| | 4 | LDC108 | 9 | 9 | 18 |
| | 5 | LDC112 | 2 | 1 | 3 |
| | 11 | JUMPER | 74 | 18 | 92 |
| | 12 | MBD-SPLT | 3 | 4 | 7 |
| | 13 | MBD-DC10 | 2 | 3 | 5 |
| Power Supplies | 1 | XM 9015 | 3 | 1 | 4 |
| | 2 | XM 9015 CWS | 0 | 1 | 1 |
| Miscellaneous | 1 | HTH Conn. | 42 | 62 | 104 |
| | 2 | Splice | 1 | 3 | 4 |
| | 3 | Term | 7 | 31 | 38 |
| | 7 | SBH-1022 | 0 | 139 | 139 |
| | 8 | SBH-1432 | 0 | 42 | 42 |
| | 9 | PS6 | 0 | 4 | 4 |
| General BOM Info. | | Housecount | 277 | 1081 | 1358 |
| | | Ports | 436 | 512 | 948 |
| | | Non-MDU Housecount | 250 | 318 | 568 |
| | | MDU Housecount | 27 | 763 | 790 |
| | | MDU Tap Ports | 4 | 120 | 124 |
| | | MDU Tap Ports Used | 5 | 54 | 59 |
| | | COM Housecount | 0 | 0 | 0 |
| | | COM Tap Ports | 0 | 0 | 0 |
| | | COM Tap Ports Used | 0 | 0 | 0 |
| | | Drop Sp. Ports | 0 | 0 | 0 |
| | | Non-Design HC | 0 | 0 | 0 |
| | | Trunk Amps | 13 | 18 | 31 |
| | | Line Extenders | 10 | 16 | 26 |
| | | Equalizers | 13 | 10 | 23 |
| | | Taps (2-Port) | 32 | 56 | 88 |
| | | Taps (4-Port) | 85 | 68 | 153 |
| | | Taps (6-Port) | 0 | 0 | 0 |
| | | Taps (8-Port) | 4 | 16 | 20 |
| | | Taps (total) | 121 | 140 | 261 |
| | | 2-Way Couplers | 41 | 51 | 92 |
| | | 3-Way Couplers | 5 | 5 | 10 |
| | | Strand/Trench | 23630 | 31243 | 54873 |
| | | Poles Used | 168 | 0 | 168 |
| Cables | 0 | EX QR715-AR | 20971 | 0 | 20971 |
| | | 100 Series | 7668 | 0 | 7668 |
| | | 400 Series | 358 | 0 | 358 |
| | | Total EX QR715-AR | 28997 | 0 | 28997 |
| | 10 | NW QR715-AR | 2301 | 0 | 2301 |

| | | | | | |
|------------|----|-------------------|------|-------|-------|
| | | 100 Series | 142 | 0 | 142 |
| | | Total NW QR715-AR | 2443 | 0 | 2443 |
| | 1 | EX QR715-UG | 0 | 21798 | 21798 |
| | | 100 Series | 0 | 5566 | 5566 |
| | | 400 Series | 0 | 8875 | 8875 |
| | | 500 Series | 0 | 2890 | 2890 |
| | | Total EX QR715-UG | 0 | 39129 | 39129 |
| | 11 | NW QR715-UG | 0 | 385 | 385 |
| | | 100 Series | 0 | 34 | 34 |
| | | 400 Series | 0 | 185 | 185 |
| | | 500 Series | 0 | 34 | 34 |
| | | Total NW QR715-UG | 0 | 638 | 638 |
| Connectors | 0 | QR 715 P-T | 397 | 0 | 397 |
| | 10 | QR 715 P-T | 12 | 0 | 12 |
| | 1 | QR 715 P-T | 0 | 315 | 315 |
| | 11 | QR 715 P-T | 0 | 12 | 12 |

Equipment For Network file: NW-27.

Parameters: TACOMA-750
 Actives: TACOMA-750
 Taps: TACOMA-750
 Couplers: TACOMA-750
 Cables: TACOMA-750

| Equipment type | Line # | Part Number | Ae - p1 | UG - p1 | Total - p1 | |
|-------------------|-------------------|----------------|------------|---------|------------|----|
| Actives | 1 | BLE 750-SH | 10 | 2 | 12 | |
| | 2 | BLE 750-SH | 1 | 0 | 1 | |
| | 4 | CWS BLE 750-SH | 0 | 3 | 3 | |
| | 5 | CWS BLE 750-SH | 0 | 4 | 4 | |
| | 13 | MB 750-SH | 4 | 1 | 5 | |
| | 14 | MB 750-SH | 0 | 4 | 4 | |
| | 15 | MB 750-SH | 1 | 2 | 3 | |
| | 23 | CWS MB 750-SH | 0 | 1 | 1 | |
| | 24 | CWS MB 750-SH | 0 | 5 | 5 | |
| | 32 | Stargate 2000 | 1 | 0 | 1 | |
| | Reserve Gain | 1 | BLE-750 AR | 10 | 2 | 12 |
| | | 2 | BLE-750 AR | 1 | 0 | 1 |
| 4 | | BLE-750 UG | 0 | 3 | 3 | |
| 5 | | BLE-750 UG | 0 | 4 | 4 | |
| 13 | | MB-750 AR | 4 | 1 | 5 | |
| 14 | | MB-750 AR | 0 | 4 | 4 | |
| 15 | | MB-750 AR | 1 | 2 | 3 | |
| 23 | | MB-750 UG | 0 | 1 | 1 | |
| 24 | | MB-750 UG | 0 | 5 | 5 | |
| 32 | | Stargate 2000 | 1 | 0 | 1 | |
| Fwd Pads - Bank 1 | | 1 | JXP- 0 | 1 | 4 | 5 |
| | | 2 | JXP- 1 | 1 | 0 | 1 |
| | 3 | JXP- 2 | 0 | 3 | 3 | |
| | 4 | JXP- 3 | 0 | 2 | 2 | |
| | 5 | JXP- 4 | 3 | 2 | 5 | |
| | 6 | JXP- 5 | 3 | 2 | 5 | |
| | 7 | JXP- 6 | 4 | 1 | 5 | |
| | 8 | JXP- 7 | 1 | 1 | 2 | |
| | 9 | JXP- 8 | 1 | 3 | 4 | |
| | 10 | JXP- 9 | 1 | 0 | 1 | |
| | 11 | JXP- 10 | 0 | 3 | 3 | |
| | 12 | JXP- 11 | 1 | 0 | 1 | |
| | 13 | JXP- 12 | 1 | 0 | 1 | |
| | 16 | JXP- 15 | 0 | 1 | 1 | |
| | Ret Pads - Bank 1 | 1 | JXP- 0 | 4 | 0 | 4 |
| | | 2 | JXP- 1 | 1 | 0 | 1 |
| 3 | | JXP- 2 | 0 | 1 | 1 | |
| 4 | | JXP- 3 | 2 | 1 | 3 | |

| | | | | | |
|------------------|----|-----------------|----|----|----|
| | 5 | JXP- 4 | 1 | 3 | 4 |
| | 6 | JXP- 5 | 0 | 1 | 1 |
| | 7 | JXP- 6 | 2 | 5 | 7 |
| | 8 | JXP- 7 | 1 | 4 | 5 |
| | 9 | JXP- 8 | 1 | 1 | 2 |
| | 10 | JXP- 9 | 1 | 1 | 2 |
| | 11 | JXP- 10 | 3 | 2 | 5 |
| | 12 | JXP- 11 | 0 | 1 | 1 |
| | 14 | JXP- 13 | 0 | 2 | 2 |
| | 16 | JXP- 15 | 1 | 0 | 1 |
| Fwd EQs - Bank 1 | 9 | SC-EQ-750- SC-2 | 0 | 1 | 1 |
| | 10 | SC-EQ-750- SC-1 | 1 | 1 | 2 |
| | 11 | SC-EQ-750- 0 | 1 | 1 | 2 |
| | 12 | SC-EQ-750- 2 | 0 | 2 | 2 |
| | 13 | SC-EQ-750- 4 | 2 | 3 | 5 |
| | 14 | SC-EQ-750- 6 | 5 | 3 | 8 |
| | 15 | SC-EQ-750- 8 | 6 | 3 | 9 |
| | 16 | SC-EQ-750- 10 | 1 | 3 | 4 |
| | 17 | SC-EQ-750- 12 | 0 | 1 | 1 |
| | 18 | SC-EQ-750- 14 | 1 | 3 | 4 |
| | 21 | SC-EQ-750- 20 | 0 | 1 | 1 |
| Ret EQs - Bank 1 | 1 | SEE-40- 0 | 4 | 1 | 5 |
| | 2 | SEE-40- 2 | 10 | 16 | 26 |
| | 3 | SEE-40- 4 | 3 | 4 | 7 |
| | 4 | SEE-40- 6 | 0 | 1 | 1 |
| Feeder makers | 1 | | 1 | 0 | 1 |
| Inline EQs | 4 | EX ST SPLICE | 3 | 0 | 3 |
| | 6 | EX BL SPLICE | 0 | 2 | 2 |
| 2-Port Taps | 2 | FFT2-20K | 0 | 2 | 2 |
| | 5 | FFT2-10K | 2 | 6 | 8 |
| | 6 | FFT2-7K | 0 | 5 | 5 |
| | 7 | FFT2-4TK | 1 | 21 | 22 |
| 4-Port Taps | 1 | FFT4-23K | 12 | 4 | 16 |
| | 2 | FFT4-20K | 13 | 6 | 19 |
| | 3 | FFT4-17K | 10 | 6 | 16 |
| | 4 | FFT4-14K | 9 | 8 | 17 |
| | 5 | FFT4-10K | 12 | 8 | 20 |
| | 6 | FFT4-7TK | 4 | 10 | 14 |
| 8-Port Taps | 1 | FFT8-23K | 4 | 1 | 5 |
| | 2 | FFT8-20K | 6 | 2 | 8 |
| | 3 | FFT8-17K | 6 | 0 | 6 |
| | 4 | FFT8-14K | 2 | 2 | 4 |
| | 5 | FFT8-10TK | 5 | 5 | 10 |
| Couplers | 1 | LPI100 | 3 | 1 | 4 |
| | 2 | LLS102 | 7 | 8 | 15 |
| | 3 | LLS103 | 1 | 1 | 2 |
| | 4 | LDC108 | 4 | 6 | 10 |

| | | | | | |
|-------------------|----|--------------------|-------|-------|-------|
| | 5 | LDC112 | 0 | 1 | 1 |
| | 11 | JUMPER | 43 | 13 | 56 |
| | 12 | MBD-SPLT | 0 | 1 | 1 |
| | 13 | MBD-DC10 | 0 | 1 | 1 |
| Power Supplies | 1 | XM 9015 | 3 | 0 | 3 |
| | 2 | XM 9015 CWS | 0 | 1 | 1 |
| Miscellaneous | 1 | HTH Conn. | 28 | 35 | 63 |
| | 3 | Term | 3 | 5 | 8 |
| | 7 | SBH-1022 | 0 | 79 | 79 |
| | 8 | SBH-1432 | 0 | 27 | 27 |
| | 9 | PS6 | 0 | 2 | 2 |
| General BOM Info. | | Housecount | 332 | 743 | 1075 |
| | | Ports | 430 | 316 | 746 |
| | | Non-MDU Housecount | 332 | 161 | 493 |
| | | MDU Housecount | 0 | 582 | 582 |
| | | MDU Tap Ports | 0 | 102 | 102 |
| | | MDU Tap Ports Used | 0 | 35 | 35 |
| | | COM Housecount | 0 | 0 | 0 |
| | | COM Tap Ports | 0 | 0 | 0 |
| | | COM Tap Ports Used | 0 | 0 | 0 |
| | | Drop Sp. Ports | 0 | 0 | 0 |
| | | Non-Design HC | 0 | 0 | 0 |
| | | Trunk Amps | 6 | 13 | 19 |
| | | Line Extenders | 11 | 9 | 20 |
| | | Equalizers | 3 | 2 | 5 |
| | | Taps (2-Port) | 3 | 34 | 37 |
| | | Taps (4-Port) | 60 | 42 | 102 |
| | | Taps (6-Port) | 0 | 0 | 0 |
| | | Taps (8-Port) | 23 | 10 | 33 |
| | | Taps (total) | 86 | 86 | 172 |
| | | 2-Way Couplers | 22 | 31 | 53 |
| | | 3-Way Couplers | 1 | 1 | 2 |
| | | Strand/Trench | 14054 | 24361 | 38415 |
| | | Poles Used | 97 | 0 | 97 |
| Cables | 0 | EX QR715-AR | 14054 | 0 | 14054 |
| | | 100 Series | 5881 | 0 | 5881 |
| | | Total EX QR715-AR | 19935 | 0 | 19935 |
| | 1 | EX QR715-UG | 0 | 14495 | 14495 |
| | | 100 Series | 0 | 1577 | 1577 |
| | | 400 Series | 0 | 9866 | 9866 |
| | | 500 Series | 0 | 2082 | 2082 |
| | | Total EX QR715-UG | 0 | 28020 | 28020 |
| Connectors | 0 | QR 715 P-T | 261 | 0 | 261 |
| | 1 | QR 715 P-T | 0 | 186 | 186 |

Equipment For Network file: NW-28.

Parameters: TACOMA-750
 Actives: TACOMA-750
 Taps: TACOMA-750
 Couplers: TACOMA-750
 Cables: TACOMA-750

| Equipment type | Line # | Part Number | Ae - p1 | UG - p1 | Total - p1 | |
|-------------------|--------------|----------------|------------|---------|------------|---|
| Actives | 1 | BLE 750-SH | 5 | 0 | 5 | |
| | 2 | BLE 750-SH | 5 | 0 | 5 | |
| | 4 | CWS BLE 750-SH | 0 | 1 | 1 | |
| | 5 | CWS BLE 750-SH | 0 | 1 | 1 | |
| | 13 | MB 750-SH | 6 | 1 | 7 | |
| | 23 | CWS MB 750-SH | 1 | 2 | 3 | |
| | 24 | CWS MB 750-SH | 0 | 2 | 2 | |
| | 32 | Stargate 2000 | 1 | 0 | 1 | |
| | Reserve Gain | 1 | BLE-750 AR | 5 | 0 | 5 |
| | | 2 | BLE-750 AR | 5 | 0 | 5 |
| 4 | | BLE-750 UG | 0 | 1 | 1 | |
| 5 | | BLE-750 UG | 0 | 1 | 1 | |
| 13 | | MB-750 AR | 6 | 1 | 7 | |
| 23 | | MB-750 UG | 1 | 2 | 3 | |
| 24 | | MB-750 UG | 0 | 2 | 2 | |
| 32 | | Stargate 2000 | 1 | 0 | 1 | |
| Fwd Pads - Bank 1 | 1 | JXP- 0 | 5 | 0 | 5 | |
| | 2 | JXP- 1 | 1 | 0 | 1 | |
| | 3 | JXP- 2 | 2 | 2 | 4 | |
| | 4 | JXP- 3 | 0 | 1 | 1 | |
| | 5 | JXP- 4 | 1 | 1 | 2 | |
| | 6 | JXP- 5 | 2 | 0 | 2 | |
| | 7 | JXP- 6 | 3 | 0 | 3 | |
| | 8 | JXP- 7 | 1 | 0 | 1 | |
| | 9 | JXP- 8 | 0 | 1 | 1 | |
| | 10 | JXP- 9 | 1 | 0 | 1 | |
| | 11 | JXP- 10 | 2 | 0 | 2 | |
| | 12 | JXP- 11 | 0 | 1 | 1 | |
| | 13 | JXP- 12 | 0 | 1 | 1 | |
| Ret Pads - Bank 1 | 1 | JXP- 0 | 2 | 1 | 3 | |
| | 2 | JXP- 1 | 3 | 0 | 3 | |
| | 3 | JXP- 2 | 2 | 0 | 2 | |
| | 4 | JXP- 3 | 1 | 0 | 1 | |
| | 6 | JXP- 5 | 3 | 0 | 3 | |
| | 7 | JXP- 6 | 2 | 0 | 2 | |
| | 8 | JXP- 7 | 1 | 1 | 2 | |
| | 10 | JXP- 9 | 0 | 1 | 1 | |
| | 11 | JXP- 10 | 0 | 2 | 2 | |

| | | | | | |
|------------------|----|-----------------|----|----|----|
| | 12 | JXP- 11 | 3 | 2 | 5 |
| | 16 | JXP- 15 | 1 | 0 | 1 |
| Fwd EQs - Bank 1 | 9 | SC-EQ-750- SC-2 | 1 | 0 | 1 |
| | 10 | SC-EQ-750- SC-1 | 2 | 0 | 2 |
| | 11 | SC-EQ-750- 0 | 1 | 0 | 1 |
| | 12 | SC-EQ-750- 2 | 0 | 2 | 2 |
| | 13 | SC-EQ-750- 4 | 2 | 1 | 3 |
| | 14 | SC-EQ-750- 6 | 4 | 1 | 5 |
| | 15 | SC-EQ-750- 8 | 1 | 1 | 2 |
| | 16 | SC-EQ-750- 10 | 2 | 0 | 2 |
| | 17 | SC-EQ-750- 12 | 2 | 1 | 3 |
| | 18 | SC-EQ-750- 14 | 1 | 1 | 2 |
| | 19 | SC-EQ-750- 16 | 2 | 0 | 2 |
| Ret EQs - Bank 1 | 1 | SEE-40- 0 | 3 | 0 | 3 |
| | 2 | SEE-40- 2 | 11 | 6 | 17 |
| | 3 | SEE-40- 4 | 3 | 1 | 4 |
| | 4 | SEE-40- 6 | 1 | 0 | 1 |
| Feeder makers | 1 | | 1 | 0 | 1 |
| Inline EQs | 4 | EX ST SPLICE | 1 | 2 | 3 |
| | 5 | NEW ST SPLICE | 1 | 0 | 1 |
| 2-Port Taps | 3 | FFT2-17K | 3 | 0 | 3 |
| | 5 | FFT2-10K | 8 | 2 | 10 |
| | 6 | FFT2-7K | 2 | 3 | 5 |
| | 7 | FFT2-4TK | 7 | 10 | 17 |
| 4-Port Taps | 1 | FFT4-23K | 2 | 0 | 2 |
| | 2 | FFT4-20K | 12 | 2 | 14 |
| | 3 | FFT4-17K | 8 | 0 | 8 |
| | 4 | FFT4-14K | 8 | 0 | 8 |
| | 5 | FFT4-10K | 18 | 2 | 20 |
| | 6 | FFT4-7TK | 14 | 2 | 16 |
| 8-Port Taps | 1 | FFT8-23K | 4 | 0 | 4 |
| | 2 | FFT8-20K | 7 | 0 | 7 |
| | 3 | FFT8-17K | 5 | 0 | 5 |
| | 4 | FFT8-14K | 6 | 0 | 6 |
| | 5 | FFT8-10TK | 3 | 0 | 3 |
| Couplers | 1 | LPI100 | 3 | 0 | 3 |
| | 2 | LLS102 | 2 | 3 | 5 |
| | 3 | LLS103 | 4 | 0 | 4 |
| | 4 | LDC108 | 8 | 1 | 9 |
| | 5 | LDC112 | 4 | 0 | 4 |
| | 11 | JUMPER | 31 | 5 | 36 |
| | 12 | MBD-SPLT | 0 | 2 | 2 |
| | 13 | MBD-DC10 | 2 | 1 | 3 |
| | 14 | MBD-DC8 | 1 | 0 | 1 |
| Power Supplies | 1 | XM 9015 | 3 | 0 | 3 |
| Miscellaneous | 1 | HTH Conn. | 30 | 7 | 37 |
| | 2 | Splice | 1 | 3 | 4 |

| | | | | | |
|-------------------|----|--------------------|-------|------|-------|
| | 3 | Term | 6 | 5 | 11 |
| | 7 | SBH-1022 | 0 | 21 | 21 |
| | 8 | SBH-1432 | 0 | 8 | 8 |
| General BOM Info. | | Housecount | 458 | 333 | 791 |
| | | Ports | 488 | 54 | 542 |
| | | Non-MDU Housecount | 352 | 18 | 370 |
| | | MDU Housecount | 106 | 315 | 421 |
| | | MDU Tap Ports | 0 | 40 | 40 |
| | | MDU Tap Ports Used | 2 | 19 | 21 |
| | | COM Housecount | 0 | 0 | 0 |
| | | COM Tap Ports | 0 | 0 | 0 |
| | | COM Tap Ports Used | 0 | 0 | 0 |
| | | Drop Sp. Ports | 0 | 0 | 0 |
| | | Non-Design HC | 0 | 0 | 0 |
| | | Trunk Amps | 8 | 5 | 13 |
| | | Line Extenders | 10 | 2 | 12 |
| | | Equalizers | 2 | 2 | 4 |
| | | Taps (2-Port) | 20 | 15 | 35 |
| | | Taps (4-Port) | 62 | 6 | 68 |
| | | Taps (6-Port) | 0 | 0 | 0 |
| | | Taps (8-Port) | 25 | 0 | 25 |
| | | Taps (total) | 107 | 21 | 128 |
| | | 2-Way Couplers | 30 | 12 | 42 |
| | | 3-Way Couplers | 4 | 0 | 4 |
| | | Strand/Trench | 18820 | 5783 | 24603 |
| | | Poles Used | 139 | 0 | 139 |
| Cables | 0 | EX QR715-AR | 18603 | 0 | 18603 |
| | | 100 Series | 6948 | 0 | 6948 |
| | | 400 Series | 217 | 0 | 217 |
| | | Total EX QR715-AR | 25768 | 0 | 25768 |
| | 1 | EX QR715-UG | 0 | 2302 | 2302 |
| | | 100 Series | 0 | 516 | 516 |
| | | 400 Series | 0 | 3341 | 3341 |
| | | 500 Series | 0 | 1077 | 1077 |
| | | Total EX QR715-UG | 0 | 7236 | 7236 |
| | 11 | 100 Series | 0 | 31 | 31 |
| | | 400 Series | 0 | 140 | 140 |
| | | Total NW QR715-UG | 0 | 171 | 171 |
| Connectors | 0 | QR 715 P-T | 283 | 0 | 283 |
| | 1 | QR 715 P-T | 0 | 56 | 56 |
| | 11 | QR 715 P-T | 0 | 8 | 8 |

Equipment For Network file: NW-29.

Parameters: TACOMA-750
 Actives: TACOMA-750
 Taps: TACOMA-750
 Couplers: TACOMA-750
 Cables: TACOMA-750

| Equipment type | Line # | Part Number | Ae - p1 | UG - p1 | Total - p1 |
|-------------------|--------|----------------|---------|---------|------------|
| Actives | 1 | BLE 750-SH | 3 | 2 | 5 |
| | 4 | CWS BLE 750-SH | 1 | 1 | 2 |
| | 13 | MB 750-SH | 7 | 1 | 8 |
| | 14 | MB 750-SH | 4 | 2 | 6 |
| | 15 | MB 750-SH | 1 | 1 | 2 |
| | 16 | MB 750-SH | 0 | 1 | 1 |
| | 32 | Stargate 2000 | 1 | 0 | 1 |
| | 47 | MB100S-2HSXH-F | 0 | 1 | 1 |
| Reserve Gain | 1 | BLE-750 AR | 3 | 2 | 5 |
| | 4 | BLE-750 UG | 1 | 1 | 2 |
| | 13 | MB-750 AR | 7 | 1 | 8 |
| | 14 | MB-750 AR | 4 | 2 | 6 |
| | 15 | MB-750 AR | 1 | 1 | 2 |
| | 16 | MB-750 AR | 0 | 1 | 1 |
| | 32 | Stargate 2000 | 1 | 0 | 1 |
| | 47 | | 0 | 1 | 1 |
| Fwd Pads - Bank 1 | 1 | JXP- 0 | 3 | 1 | 4 |
| | 3 | JXP- 2 | 1 | 0 | 1 |
| | 4 | JXP- 3 | 3 | 1 | 4 |
| | 5 | JXP- 4 | 3 | 2 | 5 |
| | 6 | JXP- 5 | 0 | 1 | 1 |
| | 7 | JXP- 6 | 2 | 0 | 2 |
| | 8 | JXP- 7 | 1 | 0 | 1 |
| | 9 | JXP- 8 | 1 | 0 | 1 |
| | 10 | JXP- 9 | 1 | 1 | 2 |
| | 13 | JXP- 12 | 1 | 1 | 2 |
| | 14 | JXP- 13 | 1 | 1 | 2 |
| Ret Pads - Bank 1 | 15 | JXP- 14 | 0 | 1 | 1 |
| | 1 | JXP- 0 | 1 | 1 | 2 |
| | 2 | JXP- 1 | 2 | 0 | 2 |
| | 4 | JXP- 3 | 2 | 0 | 2 |
| | 5 | JXP- 4 | 2 | 0 | 2 |
| | 6 | JXP- 5 | 2 | 0 | 2 |
| | 7 | JXP- 6 | 2 | 1 | 3 |
| | 8 | JXP- 7 | 1 | 1 | 2 |
| | 9 | JXP- 8 | 1 | 2 | 3 |
| | 10 | JXP- 9 | 2 | 0 | 2 |
| | 11 | JXP- 10 | 0 | 3 | 3 |

| | | | | | |
|------------------|----|-----------------|----|----|----|
| | 13 | JXP- 12 | 0 | 1 | 1 |
| | 14 | JXP- 13 | 1 | 0 | 1 |
| | 16 | JXP- 15 | 1 | 0 | 1 |
| Fwd EQs - Bank 1 | 7 | SC-EQ-750- SC-4 | 1 | 1 | 2 |
| | 8 | SC-EQ-750- SC-3 | 0 | 1 | 1 |
| | 11 | SC-EQ-750- 0 | 1 | 0 | 1 |
| | 12 | SC-EQ-750- 2 | 2 | 1 | 3 |
| | 13 | SC-EQ-750- 4 | 3 | 0 | 3 |
| | 14 | SC-EQ-750- 6 | 1 | 2 | 3 |
| | 15 | SC-EQ-750- 8 | 4 | 2 | 6 |
| | 16 | SC-EQ-750- 10 | 2 | 0 | 2 |
| | 17 | SC-EQ-750- 12 | 1 | 2 | 3 |
| | 18 | SC-EQ-750- 14 | 1 | 0 | 1 |
| | 19 | SC-EQ-750- 16 | 1 | 0 | 1 |
| Ret EQs - Bank 1 | 1 | SEE-40- 0 | 1 | 0 | 1 |
| | 2 | SEE-40- 2 | 10 | 6 | 16 |
| | 3 | SEE-40- 4 | 6 | 3 | 9 |
| Feeder makers | 1 | | 1 | 0 | 1 |
| Inline EQs | 4 | EX ST SPLICE | 2 | 0 | 2 |
| | 5 | NEW ST SPLICE | 0 | 1 | 1 |
| 2-Port Taps | 1 | FFT2-23K | 2 | 0 | 2 |
| | 2 | FFT2-20K | 1 | 2 | 3 |
| | 4 | FFT2-14K | 2 | 2 | 4 |
| | 5 | FFT2-10K | 3 | 5 | 8 |
| | 6 | FFT2-7K | 7 | 5 | 12 |
| | 7 | FFT2-4TK | 2 | 11 | 13 |
| 4-Port Taps | 1 | FFT4-23K | 4 | 1 | 5 |
| | 2 | FFT4-20K | 12 | 3 | 15 |
| | 3 | FFT4-17K | 13 | 3 | 16 |
| | 4 | FFT4-14K | 10 | 2 | 12 |
| | 5 | FFT4-10K | 11 | 7 | 18 |
| | 6 | FFT4-7TK | 8 | 9 | 17 |
| 8-Port Taps | 1 | FFT8-23K | 3 | 0 | 3 |
| | 2 | FFT8-20K | 1 | 0 | 1 |
| | 3 | FFT8-17K | 2 | 0 | 2 |
| | 4 | FFT8-14K | 2 | 0 | 2 |
| | 5 | FFT8-10TK | 2 | 1 | 3 |
| Couplers | 1 | LPI100 | 3 | 0 | 3 |
| | 2 | LLS102 | 3 | 4 | 7 |
| | 3 | LLS103 | 1 | 1 | 2 |
| | 4 | LDC108 | 4 | 3 | 7 |
| | 5 | LDC112 | 1 | 0 | 1 |
| | 11 | JUMPER | 56 | 6 | 62 |
| | 12 | MBD-SPLT | 2 | 2 | 4 |
| | 13 | MBD-DC10 | 0 | 1 | 1 |
| | 15 | MBD-DC12 | 1 | 0 | 1 |
| Power Supplies | 1 | XM 9015 | 3 | 0 | 3 |

| | | | | | |
|-------------------|-------------------|--------------------|-------|-------|-------|
| Miscellaneous | 1 | HTH Conn. | 22 | 9 | 31 |
| | 2 | Splice | 1 | 4 | 5 |
| | 3 | Term | 7 | 6 | 13 |
| | 7 | SBH-1022 | 0 | 56 | 56 |
| | 8 | SBH-1432 | 0 | 9 | 9 |
| General BOM Info. | | Housecount | 365 | 593 | 958 |
| | | Ports | 346 | 158 | 504 |
| | | Non-MDU Housecount | 235 | 62 | 297 |
| | | MDU Housecount | 130 | 531 | 661 |
| | | MDU Tap Ports | 8 | 90 | 98 |
| | | MDU Tap Ports Used | 5 | 35 | 40 |
| | | COM Housecount | 0 | 0 | 0 |
| | | COM Tap Ports | 0 | 0 | 0 |
| | | COM Tap Ports Used | 0 | 0 | 0 |
| | | Drop Sp. Ports | 0 | 0 | 0 |
| | | Non-Design HC | 0 | 0 | 0 |
| | | Trunk Amps | 13 | 6 | 19 |
| | | Line Extenders | 4 | 3 | 7 |
| | | Equalizers | 2 | 1 | 3 |
| | | Taps (2-Port) | 17 | 25 | 42 |
| | | Taps (4-Port) | 58 | 25 | 83 |
| | | Taps (6-Port) | 0 | 0 | 0 |
| | | Taps (8-Port) | 10 | 1 | 11 |
| | | Taps (total) | 85 | 51 | 136 |
| | | 2-Way Couplers | 30 | 16 | 46 |
| | | 3-Way Couplers | 1 | 1 | 2 |
| | Strand/Trench | 17309 | 11760 | 29069 | |
| | Poles Used | 113 | 0 | 113 | |
| Cables | 0 | EX QR715-AR | 16714 | 0 | 16714 |
| | | 100 Series | 7648 | 0 | 7648 |
| | | 400 Series | 371 | 0 | 371 |
| | | Total EX QR715-AR | 24733 | 0 | 24733 |
| | 10 | NW QR715-AR | 224 | 0 | 224 |
| | | 300 Series | 323 | 0 | 323 |
| | | Total NW QR715-AR | 547 | 0 | 547 |
| | 1 | EX QR715-UG | 0 | 10080 | 10080 |
| | | 100 Series | 0 | 2211 | 2211 |
| | | 200 Series | 0 | 240 | 240 |
| | | 400 Series | 0 | 1210 | 1210 |
| | | 500 Series | 0 | 2054 | 2054 |
| | | Total EX QR715-UG | 0 | 15795 | 15795 |
| | 11 | NW QR715-UG | 0 | 170 | 170 |
| | | 100 Series | 0 | 28 | 28 |
| | 200 Series | 0 | 60 | 60 | |
| | Total NW QR715-UG | 0 | 258 | 258 | |
| Connectors | 0 | QR 715 P-T | 273 | 0 | 273 |
| | 10 | QR 715 P-T | 4 | 0 | 4 |

| | | | | |
|----|------------|---|-----|-----|
| 1 | QR 715 P-T | 0 | 120 | 120 |
| 11 | QR 715 P-T | 0 | 8 | 8 |

Equipment For Network file: NW-30.

Parameters: TACOMA-750
 Actives: TACOMA-750
 Taps: TACOMA-750
 Couplers: TACOMA-750
 Cables: TACOMA-750

| Equipment type | Line # | Part Number | Ae - p1 | UG - p1 | Total - p1 |
|-------------------|-------------------|----------------|------------|---------|------------|
| Actives | 1 | BLE 750-SH | 9 | 4 | 13 |
| | 4 | CWS BLE 750-SH | 0 | 2 | 2 |
| | 5 | CWS BLE 750-SH | 0 | 1 | 1 |
| | 13 | MB 750-SH | 12 | 0 | 12 |
| | 14 | MB 750-SH | 13 | 0 | 13 |
| | 15 | MB 750-SH | 4 | 0 | 4 |
| | 32 | Stargate 2000 | 1 | 0 | 1 |
| | 44 | BLE100-HSXH-F | 1 | 0 | 1 |
| | 47 | MB100S-2HSXH-F | 1 | 2 | 3 |
| | Reserve Gain | 1 | BLE-750 AR | 9 | 4 |
| 4 | | BLE-750 UG | 0 | 2 | 2 |
| 5 | | BLE-750 UG | 0 | 1 | 1 |
| 13 | | MB-750 AR | 12 | 0 | 12 |
| 14 | | MB-750 AR | 13 | 0 | 13 |
| 15 | | MB-750 AR | 4 | 0 | 4 |
| 32 | | Stargate 2000 | 1 | 0 | 1 |
| 44 | | | 1 | 0 | 1 |
| Fwd Pads - Bank 1 | 1 | JXP- 0 | 9 | 0 | 9 |
| | 2 | JXP- 1 | 3 | 0 | 3 |
| | 3 | JXP- 2 | 4 | 1 | 5 |
| | 4 | JXP- 3 | 3 | 1 | 4 |
| | 5 | JXP- 4 | 6 | 1 | 7 |
| | 6 | JXP- 5 | 1 | 0 | 1 |
| | 7 | JXP- 6 | 4 | 1 | 5 |
| | 8 | JXP- 7 | 4 | 2 | 6 |
| | 9 | JXP- 8 | 3 | 2 | 5 |
| | 10 | JXP- 9 | 0 | 1 | 1 |
| | 11 | JXP- 10 | 1 | 0 | 1 |
| | 12 | JXP- 11 | 1 | 0 | 1 |
| | 14 | JXP- 13 | 1 | 0 | 1 |
| | 16 | JXP- 15 | 1 | 0 | 1 |
| | Ret Pads - Bank 1 | 1 | JXP- 0 | 8 | 2 |
| 2 | | JXP- 1 | 2 | 0 | 2 |
| 3 | | JXP- 2 | 2 | 0 | 2 |
| 4 | | JXP- 3 | 2 | 0 | 2 |
| 5 | | JXP- 4 | 3 | 2 | 5 |
| 6 | | JXP- 5 | 4 | 2 | 6 |

| | | | | | |
|------------------|----|-----------------|----|----|----|
| | 7 | JXP- 6 | 3 | 2 | 5 |
| | 8 | JXP- 7 | 4 | 0 | 4 |
| | 9 | JXP- 8 | 4 | 0 | 4 |
| | 10 | JXP- 9 | 3 | 1 | 4 |
| | 11 | JXP- 10 | 1 | 0 | 1 |
| | 12 | JXP- 11 | 2 | 0 | 2 |
| | 13 | JXP- 12 | 2 | 0 | 2 |
| | 16 | JXP- 15 | 1 | 0 | 1 |
| Fwd EQs - Bank 1 | 7 | SC-EQ-750- SC-4 | 1 | 1 | 2 |
| | 8 | SC-EQ-750- SC-3 | 1 | 0 | 1 |
| | 11 | SC-EQ-750- 0 | 2 | 1 | 3 |
| | 12 | SC-EQ-750- 2 | 7 | 0 | 7 |
| | 13 | SC-EQ-750- 4 | 3 | 5 | 8 |
| | 14 | SC-EQ-750- 6 | 4 | 1 | 5 |
| | 15 | SC-EQ-750- 8 | 5 | 0 | 5 |
| | 16 | SC-EQ-750- 10 | 10 | 1 | 11 |
| | 17 | SC-EQ-750- 12 | 5 | 0 | 5 |
| | 18 | SC-EQ-750- 14 | 2 | 0 | 2 |
| | 19 | SC-EQ-750- 16 | 1 | 0 | 1 |
| Ret EQs - Bank 1 | 1 | SEE-40- 0 | 4 | 1 | 5 |
| | 2 | SEE-40- 2 | 22 | 8 | 30 |
| | 3 | SEE-40- 4 | 15 | 0 | 15 |
| Feeder makers | 1 | | 1 | 0 | 1 |
| Inline EQs | 4 | EX ST SPLICE | 8 | 0 | 8 |
| | 5 | NEW ST SPLICE | 1 | 0 | 1 |
| | 6 | EX BL SPLICE | 1 | 1 | 2 |
| 2-Port Taps | 2 | FFT2-20K | 1 | 1 | 2 |
| | 3 | FFT2-17K | 7 | 0 | 7 |
| | 4 | FFT2-14K | 9 | 2 | 11 |
| | 5 | FFT2-10K | 18 | 7 | 25 |
| | 6 | FFT2-7K | 6 | 8 | 14 |
| | 7 | FFT2-4TK | 13 | 9 | 22 |
| 4-Port Taps | 1 | FFT4-23K | 27 | 1 | 28 |
| | 2 | FFT4-20K | 39 | 0 | 39 |
| | 3 | FFT4-17K | 27 | 6 | 33 |
| | 4 | FFT4-14K | 26 | 6 | 32 |
| | 5 | FFT4-10K | 33 | 4 | 37 |
| | 6 | FFT4-7TK | 23 | 3 | 26 |
| 8-Port Taps | 1 | FFT8-23K | 2 | 1 | 3 |
| | 2 | FFT8-20K | 3 | 2 | 5 |
| | 3 | FFT8-17K | 7 | 6 | 13 |
| | 4 | FFT8-14K | 6 | 5 | 11 |
| | 5 | FFT8-10TK | 4 | 10 | 14 |
| Couplers | 1 | LPI100 | 4 | 0 | 4 |
| | 2 | LLS102 | 18 | 4 | 22 |
| | 3 | LLS103 | 3 | 0 | 3 |
| | 4 | LDC108 | 12 | 1 | 13 |

| | | | | | |
|-------------------|----|--------------------|-------|-------|-------|
| | 5 | LDC112 | 6 | 2 | 8 |
| | 11 | JUMPER | 58 | 2 | 60 |
| | 12 | MBD-SPLT | 4 | 0 | 4 |
| | 13 | MBD-DC10 | 6 | 0 | 6 |
| | 14 | MBD-DC8 | 1 | 1 | 2 |
| Power Supplies | 1 | XM 9015 | 4 | 0 | 4 |
| Miscellaneous | 1 | HTH Conn. | 59 | 19 | 78 |
| | 2 | Splice | 0 | 1 | 1 |
| | 3 | Term | 23 | 10 | 33 |
| | 7 | SBH-1022 | 0 | 60 | 60 |
| | 8 | SBH-1432 | 0 | 10 | 10 |
| General BOM Info. | | Housecount | 738 | 312 | 1050 |
| | | Ports | 984 | 326 | 1310 |
| | | Non-MDU Housecount | 734 | 121 | 855 |
| | | MDU Housecount | 4 | 191 | 195 |
| | | MDU Tap Ports | 2 | 66 | 68 |
| | | MDU Tap Ports Used | 1 | 24 | 25 |
| | | COM Housecount | 0 | 0 | 0 |
| | | COM Tap Ports | 0 | 0 | 0 |
| | | COM Tap Ports Used | 0 | 0 | 0 |
| | | Drop Sp. Ports | 0 | 0 | 0 |
| | | Non-Design HC | 0 | 0 | 0 |
| | | Trunk Amps | 32 | 2 | 34 |
| | | Line Extenders | 9 | 7 | 16 |
| | | Equalizers | 10 | 1 | 11 |
| | | Taps (2-Port) | 54 | 27 | 81 |
| | | Taps (4-Port) | 175 | 20 | 195 |
| | | Taps (6-Port) | 0 | 0 | 0 |
| | | Taps (8-Port) | 22 | 24 | 46 |
| | | Taps (total) | 251 | 71 | 322 |
| | | 2-Way Couplers | 84 | 10 | 94 |
| | | 3-Way Couplers | 3 | 0 | 3 |
| | | Strand/Trench | 42845 | 12244 | 55089 |
| | | Poles Used | 316 | 0 | 316 |
| Cables | 0 | EX QR715-AR | 42139 | 0 | 42139 |
| | | 100 Series | 18512 | 0 | 18512 |
| | | 400 Series | 706 | 0 | 706 |
| | | Total EX QR715-AR | 61357 | 0 | 61357 |
| | 1 | EX QR715-UG | 0 | 7583 | 7583 |
| | | 100 Series | 0 | 758 | 758 |
| | | 400 Series | 0 | 4275 | 4275 |
| | | 500 Series | 0 | 258 | 258 |
| | | Total EX QR715-UG | 0 | 12874 | 12874 |
| | 11 | NW QR715-UG | 0 | 346 | 346 |
| | | 200 Series | 0 | 40 | 40 |
| | | Total NW QR715-UG | 0 | 386 | 386 |
| Connectors | 0 | QR 715 P-T | 631 | 0 | 631 |

| | | | | |
|----|------------|---|-----|-----|
| 1 | QR 715 P-T | 0 | 134 | 134 |
| 11 | QR 715 P-T | 0 | 4 | 4 |

Equipment For Network file: NW-31.

Parameters: TACOMA-750
 Actives: TACOMA-750
 Taps: TACOMA-750
 Couplers: TACOMA-750
 Cables: TACOMA-750

| Equipment type | Line # | Part Number | Ae - p1 | UG - p1 | Total - p1 |
|-------------------|---------|---------------|---------|---------|------------|
| Actives | 1 | BLE 750-SH | 6 | 0 | 6 |
| | 2 | BLE 750-SH | 1 | 0 | 1 |
| | 13 | MB 750-SH | 10 | 0 | 10 |
| | 14 | MB 750-SH | 7 | 0 | 7 |
| | 15 | MB 750-SH | 8 | 0 | 8 |
| | 16 | MB 750-SH | 3 | 0 | 3 |
| | 32 | Stargate 4000 | 1 | 0 | 1 |
| Reserve Gain | 1 | BLE-750 AR | 6 | 0 | 6 |
| | 2 | BLE-750 AR | 1 | 0 | 1 |
| | 13 | MB-750 AR | 10 | 0 | 10 |
| | 14 | MB-750 AR | 7 | 0 | 7 |
| | 15 | MB-750 AR | 8 | 0 | 8 |
| | 16 | MB-750 AR | 3 | 0 | 3 |
| Fwd Pads - Bank 1 | 32 | Stargate 4000 | 1 | 0 | 1 |
| | 1 | JXP- 0 | 2 | 0 | 2 |
| | 2 | JXP- 1 | 1 | 0 | 1 |
| | 3 | JXP- 2 | 1 | 0 | 1 |
| | 4 | JXP- 3 | 4 | 0 | 4 |
| | 5 | JXP- 4 | 6 | 0 | 6 |
| | 6 | JXP- 5 | 1 | 0 | 1 |
| | 7 | JXP- 6 | 2 | 0 | 2 |
| | 8 | JXP- 7 | 2 | 0 | 2 |
| | 9 | JXP- 8 | 5 | 0 | 5 |
| | 10 | JXP- 9 | 5 | 0 | 5 |
| | 11 | JXP- 10 | 3 | 0 | 3 |
| | 12 | JXP- 11 | 1 | 0 | 1 |
| | 13 | JXP- 12 | 2 | 0 | 2 |
| 14 | JXP- 13 | 1 | 0 | 1 | |
| Ret Pads - Bank 1 | 1 | JXP- 0 | 4 | 0 | 4 |
| | 2 | JXP- 1 | 2 | 0 | 2 |
| | 3 | JXP- 2 | 2 | 0 | 2 |
| | 4 | JXP- 3 | 5 | 0 | 5 |
| | 5 | JXP- 4 | 3 | 0 | 3 |
| | 6 | JXP- 5 | 7 | 0 | 7 |
| | 7 | JXP- 6 | 5 | 0 | 5 |
| | 8 | JXP- 7 | 2 | 0 | 2 |
| | 9 | JXP- 8 | 3 | 0 | 3 |
| | 11 | JXP- 10 | 1 | 0 | 1 |

| | | | | | |
|------------------|----|-----------------|----|---|----|
| | 12 | JXP- 11 | 1 | 0 | 1 |
| | 16 | JXP- 15 | 1 | 0 | 1 |
| Fwd EQs - Bank 1 | 5 | SC-EQ-750- SC-6 | 1 | 0 | 1 |
| | 8 | SC-EQ-750- SC-3 | 2 | 0 | 2 |
| | 9 | SC-EQ-750- SC-2 | 4 | 0 | 4 |
| | 10 | SC-EQ-750- SC-1 | 2 | 0 | 2 |
| | 11 | SC-EQ-750- 0 | 3 | 0 | 3 |
| | 12 | SC-EQ-750- 2 | 3 | 0 | 3 |
| | 13 | SC-EQ-750- 4 | 4 | 0 | 4 |
| | 14 | SC-EQ-750- 6 | 5 | 0 | 5 |
| | 15 | SC-EQ-750- 8 | 8 | 0 | 8 |
| | 16 | SC-EQ-750- 10 | 2 | 0 | 2 |
| | 17 | SC-EQ-750- 12 | 2 | 0 | 2 |
| Ret EQs - Bank 1 | 1 | SEE-40- 0 | 7 | 0 | 7 |
| | 2 | SEE-40- 2 | 24 | 0 | 24 |
| | 3 | SEE-40- 4 | 5 | 0 | 5 |
| Feeder makers | 1 | | 1 | 0 | 1 |
| Inline EQs | 4 | EX ST SPLICE | 2 | 0 | 2 |
| | 5 | NEW ST SPLICE | 2 | 0 | 2 |
| 2-Port Taps | 2 | FFT2-20K | 1 | 0 | 1 |
| | 3 | FFT2-17K | 15 | 0 | 15 |
| | 4 | FFT2-14K | 17 | 0 | 17 |
| | 5 | FFT2-10K | 22 | 0 | 22 |
| | 6 | FFT2-7K | 12 | 1 | 13 |
| | 7 | FFT2-4TK | 9 | 2 | 11 |
| 4-Port Taps | 1 | FFT4-23K | 19 | 0 | 19 |
| | 2 | FFT4-20K | 25 | 0 | 25 |
| | 3 | FFT4-17K | 31 | 0 | 31 |
| | 4 | FFT4-14K | 20 | 0 | 20 |
| | 5 | FFT4-10K | 25 | 0 | 25 |
| | 6 | FFT4-7TK | 27 | 0 | 27 |
| 8-Port Taps | 1 | FFT8-23K | 15 | 0 | 15 |
| | 2 | FFT8-20K | 14 | 0 | 14 |
| | 3 | FFT8-17K | 20 | 0 | 20 |
| | 4 | FFT8-14K | 21 | 0 | 21 |
| | 5 | FFT8-10TK | 20 | 0 | 20 |
| Couplers | 1 | LPI100 | 4 | 0 | 4 |
| | 2 | LLS102 | 12 | 0 | 12 |
| | 3 | LLS103 | 6 | 0 | 6 |
| | 4 | LDC108 | 9 | 0 | 9 |
| | 5 | LDC112 | 8 | 0 | 8 |
| | 11 | JUMPER | 34 | 0 | 34 |
| | 12 | MBD-SPLT | 5 | 0 | 5 |
| | 13 | MBD-DC10 | 4 | 0 | 4 |
| Power Supplies | 1 | XM 9015 | 4 | 0 | 4 |
| Miscellaneous | 1 | HTH Conn. | 73 | 0 | 73 |
| | 3 | Term | 23 | 1 | 24 |

| | | | | | |
|-------------------|---|--------------------|-------|-----|-------|
| | 7 | SBH-1022 | 0 | 3 | 3 |
| General BOM Info. | | Housecount | 1133 | 3 | 1136 |
| | | Ports | 1460 | 6 | 1466 |
| | | Non-MDU Housecount | 1107 | 3 | 1110 |
| | | MDU Housecount | 26 | 0 | 26 |
| | | MDU Tap Ports | 6 | 0 | 6 |
| | | MDU Tap Ports Used | 3 | 0 | 3 |
| | | COM Housecount | 0 | 0 | 0 |
| | | COM Tap Ports | 0 | 0 | 0 |
| | | COM Tap Ports Used | 0 | 0 | 0 |
| | | Drop Sp. Ports | 0 | 0 | 0 |
| | | Non-Design HC | 0 | 0 | 0 |
| | | Trunk Amps | 29 | 0 | 29 |
| | | Line Extenders | 7 | 0 | 7 |
| | | Equalizers | 4 | 0 | 4 |
| | | Taps (2-Port) | 76 | 3 | 79 |
| | | Taps (4-Port) | 147 | 0 | 147 |
| | | Taps (6-Port) | 0 | 0 | 0 |
| | | Taps (8-Port) | 90 | 0 | 90 |
| | | Taps (total) | 313 | 3 | 316 |
| | | 2-Way Couplers | 73 | 0 | 73 |
| | | 3-Way Couplers | 6 | 0 | 6 |
| | | Strand/Trench | 43255 | 620 | 43875 |
| | | Poles Used | 338 | 0 | 338 |
| Cables | 0 | EX QR715-AR | 43185 | 0 | 43185 |
| | | 100 Series | 12096 | 0 | 12096 |
| | | 400 Series | 70 | 0 | 70 |
| | | Total EX QR715-AR | 55351 | 0 | 55351 |
| | 1 | 400 Series | 0 | 620 | 620 |
| | | 500 Series | 0 | 84 | 84 |
| | | Total EX QR715-UG | 0 | 704 | 704 |
| Connectors | 0 | QR 715 P-T | 652 | 0 | 652 |
| | 1 | QR 715 P-T | 0 | 6 | 6 |

Equipment For Network file: NW-32.

Parameters: TACOMA-750
 Actives: TACOMA-750
 Taps: TACOMA-750
 Couplers: TACOMA-750
 Cables: TACOMA-750

| Equipment type | Line # | Part Number | Ae - p1 | UG - p1 | Total - p1 |
|-------------------|--------|----------------|---------|---------|------------|
| Actives | 1 | BLE 750-SH | 15 | 2 | 17 |
| | 2 | BLE 750-SH | 10 | 0 | 10 |
| | 4 | CWS BLE 750-SH | 0 | 2 | 2 |
| | 5 | CWS BLE 750-SH | 0 | 1 | 1 |
| | 13 | MB 750-SH | 6 | 0 | 6 |
| | 14 | MB 750-SH | 5 | 1 | 6 |
| | 15 | MB 750-SH | 3 | 0 | 3 |
| | 32 | Stargate 2000 | 1 | 0 | 1 |
| Reserve Gain | 1 | BLE-750 AR | 15 | 2 | 17 |
| | 2 | BLE-750 AR | 10 | 0 | 10 |
| | 4 | BLE-750 UG | 0 | 2 | 2 |
| | 5 | BLE-750 UG | 0 | 1 | 1 |
| | 13 | MB-750 AR | 6 | 0 | 6 |
| | 14 | MB-750 AR | 5 | 1 | 6 |
| | 15 | MB-750 AR | 3 | 0 | 3 |
| | 32 | Stargate 2000 | 1 | 0 | 1 |
| Fwd Pads - Bank 1 | 1 | JXP- 0 | 8 | 1 | 9 |
| | 3 | JXP- 2 | 2 | 0 | 2 |
| | 4 | JXP- 3 | 4 | 0 | 4 |
| | 5 | JXP- 4 | 4 | 2 | 6 |
| | 6 | JXP- 5 | 8 | 1 | 9 |
| | 7 | JXP- 6 | 3 | 0 | 3 |
| | 8 | JXP- 7 | 2 | 1 | 3 |
| | 9 | JXP- 8 | 2 | 0 | 2 |
| | 10 | JXP- 9 | 3 | 1 | 4 |
| | 12 | JXP- 11 | 2 | 0 | 2 |
| Ret Pads - Bank 1 | 13 | JXP- 12 | 1 | 0 | 1 |
| | 16 | JXP- 15 | 1 | 0 | 1 |
| | 1 | JXP- 0 | 5 | 0 | 5 |
| | 2 | JXP- 1 | 0 | 1 | 1 |
| | 3 | JXP- 2 | 4 | 1 | 5 |
| | 4 | JXP- 3 | 2 | 1 | 3 |
| | 5 | JXP- 4 | 4 | 1 | 5 |
| | 6 | JXP- 5 | 4 | 0 | 4 |
| | 7 | JXP- 6 | 2 | 1 | 3 |
| | 8 | JXP- 7 | 5 | 0 | 5 |
| 9 | JXP- 8 | 3 | 0 | 3 | |
| 10 | JXP- 9 | 4 | 1 | 5 | |

| | | | | | |
|------------------|----|-----------------|----|---|----|
| | 11 | JXP- 10 | 3 | 0 | 3 |
| | 12 | JXP- 11 | 1 | 0 | 1 |
| | 13 | JXP- 12 | 1 | 0 | 1 |
| | 15 | JXP- 14 | 1 | 0 | 1 |
| | 16 | JXP- 15 | 1 | 0 | 1 |
| Fwd EQs - Bank 1 | 5 | SC-EQ-750- SC-6 | 0 | 1 | 1 |
| | 7 | SC-EQ-750- SC-4 | 1 | 0 | 1 |
| | 10 | SC-EQ-750- SC-1 | 1 | 1 | 2 |
| | 11 | SC-EQ-750- 0 | 2 | 0 | 2 |
| | 12 | SC-EQ-750- 2 | 3 | 0 | 3 |
| | 13 | SC-EQ-750- 4 | 6 | 2 | 8 |
| | 14 | SC-EQ-750- 6 | 6 | 1 | 7 |
| | 15 | SC-EQ-750- 8 | 12 | 0 | 12 |
| | 16 | SC-EQ-750- 10 | 4 | 1 | 5 |
| | 17 | SC-EQ-750- 12 | 2 | 0 | 2 |
| | 18 | SC-EQ-750- 14 | 2 | 0 | 2 |
| | 19 | SC-EQ-750- 16 | 1 | 0 | 1 |
| Ret EQs - Bank 1 | 1 | SEE-40- 0 | 9 | 2 | 11 |
| | 2 | SEE-40- 2 | 24 | 4 | 28 |
| | 3 | SEE-40- 4 | 6 | 0 | 6 |
| | 4 | SEE-40- 6 | 1 | 0 | 1 |
| Feeder makers | 1 | | 1 | 0 | 1 |
| Inline EQs | 3 | | 1 | 0 | 1 |
| | 4 | EX ST SPLICE | 3 | 0 | 3 |
| 2-Port Taps | 3 | FFT2-17K | 14 | 0 | 14 |
| | 4 | FFT2-14K | 17 | 3 | 20 |
| | 5 | FFT2-10K | 22 | 2 | 24 |
| | 6 | FFT2-7K | 15 | 6 | 21 |
| | 7 | FFT2-4TK | 14 | 7 | 21 |
| 4-Port Taps | 1 | FFT4-23K | 22 | 0 | 22 |
| | 2 | FFT4-20K | 28 | 0 | 28 |
| | 3 | FFT4-17K | 24 | 0 | 24 |
| | 4 | FFT4-14K | 16 | 0 | 16 |
| | 5 | FFT4-10K | 31 | 3 | 34 |
| | 6 | FFT4-7TK | 19 | 5 | 24 |
| 8-Port Taps | 1 | FFT8-23K | 8 | 0 | 8 |
| | 2 | FFT8-20K | 8 | 0 | 8 |
| | 3 | FFT8-17K | 11 | 0 | 11 |
| | 4 | FFT8-14K | 8 | 0 | 8 |
| | 5 | FFT8-10TK | 4 | 0 | 4 |
| Couplers | 1 | LPI100 | 4 | 0 | 4 |
| | 2 | LLS102 | 12 | 0 | 12 |
| | 3 | LLS103 | 4 | 0 | 4 |
| | 4 | LDC108 | 11 | 0 | 11 |
| | 5 | LDC112 | 9 | 3 | 12 |
| | 11 | JUMPER | 39 | 1 | 40 |
| | 12 | MBD-SPLT | 2 | 2 | 4 |

| | | | | | |
|-------------------|----|--------------------|-------|------|-------|
| | 13 | MBD-DC10 | 5 | 0 | 5 |
| Power Supplies | 1 | XM 9015 | 4 | 0 | 4 |
| Miscellaneous | 1 | HTH Conn. | 70 | 7 | 77 |
| | 3 | Term | 17 | 5 | 22 |
| | 7 | SBH-1022 | 0 | 23 | 23 |
| | 8 | SBH-1432 | 0 | 6 | 6 |
| General BOM Info. | | Housecount | 740 | 397 | 1137 |
| | | Ports | 1036 | 68 | 1104 |
| | | Non-MDU Housecount | 729 | 43 | 772 |
| | | MDU Housecount | 11 | 354 | 365 |
| | | MDU Tap Ports | 2 | 46 | 48 |
| | | MDU Tap Ports Used | 1 | 20 | 21 |
| | | COM Housecount | 0 | 0 | 0 |
| | | COM Tap Ports | 0 | 0 | 0 |
| | | COM Tap Ports Used | 0 | 0 | 0 |
| | | Drop Sp. Ports | 0 | 0 | 0 |
| | | Non-Design HC | 0 | 0 | 0 |
| | | Trunk Amps | 15 | 1 | 16 |
| | | Line Extenders | 25 | 5 | 30 |
| | | Equalizers | 4 | 0 | 4 |
| | | Taps (2-Port) | 82 | 18 | 100 |
| | | Taps (4-Port) | 140 | 8 | 148 |
| | | Taps (6-Port) | 0 | 0 | 0 |
| | | Taps (8-Port) | 39 | 0 | 39 |
| | | Taps (total) | 261 | 26 | 287 |
| | | 2-Way Couplers | 61 | 6 | 67 |
| | | 3-Way Couplers | 4 | 0 | 4 |
| | | Strand/Trench | 37595 | 4001 | 41596 |
| | | Poles Used | 292 | 0 | 292 |
| Cables | 0 | EX QR715-AR | 36815 | 0 | 36815 |
| | | 100 Series | 10647 | 0 | 10647 |
| | | 400 Series | 780 | 0 | 780 |
| | | Total EX QR715-AR | 48242 | 0 | 48242 |
| | 1 | EX QR715-UG | 0 | 1610 | 1610 |
| | | 100 Series | 0 | 222 | 222 |
| | | 400 Series | 0 | 2391 | 2391 |
| | | 500 Series | 0 | 319 | 319 |
| | | Total EX QR715-UG | 0 | 4542 | 4542 |
| | 11 | 100 Series | 0 | 28 | 28 |
| | | Total NW QR715-UG | 0 | 28 | 28 |
| Connectors | 0 | QR 715 P-T | 599 | 0 | 599 |
| | 1 | QR 715 P-T | 0 | 55 | 55 |
| | 11 | QR 715 P-T | 0 | 2 | 2 |

Equipment For Network file: NW-33.

Parameters: TACOMA-750
 Actives: TACOMA-750
 Taps: TACOMA-750
 Couplers: TACOMA-750
 Cables: TACOMA-750

| Equipment type | Line # | Part Number | Ae - p1 | UG - p1 | Total - p1 | |
|-------------------|-------------------|----------------|------------|---------|------------|----|
| Actives | 1 | BLE 750-SH | 10 | 1 | 11 | |
| | 2 | BLE 750-SH | 1 | 2 | 3 | |
| | 3 | BLE 750-SH | 0 | 3 | 3 | |
| | 4 | CWS BLE 750-SH | 0 | 3 | 3 | |
| | 5 | CWS BLE 750-SH | 0 | 1 | 1 | |
| | 13 | MB 750-SH | 4 | 2 | 6 | |
| | 14 | MB 750-SH | 2 | 2 | 4 | |
| | 15 | MB 750-SH | 0 | 1 | 1 | |
| | 25 | CWS MB 750-SH | 0 | 1 | 1 | |
| | 42 | BLE100-HSXH-F | 0 | 1 | 1 | |
| | 47 | MB100S-2HSXH-F | 0 | 1 | 1 | |
| | Reserve Gain | 1 | BLE-750 AR | 10 | 1 | 11 |
| | | 2 | BLE-750 AR | 1 | 2 | 3 |
| | | 3 | BLE-750 AR | 0 | 3 | 3 |
| 4 | | BLE-750 UG | 0 | 3 | 3 | |
| 5 | | BLE-750 UG | 0 | 1 | 1 | |
| 13 | | MB-750 AR | 4 | 2 | 6 | |
| 14 | | MB-750 AR | 2 | 2 | 4 | |
| 15 | | MB-750 AR | 0 | 1 | 1 | |
| 25 | | MB-750 UG | 0 | 1 | 1 | |
| 42 | | | 0 | 1 | 1 | |
| Fwd Pads - Bank 1 | 1 | JXP- 0 | 1 | 1 | 2 | |
| | 2 | JXP- 1 | 3 | 0 | 3 | |
| | 4 | JXP- 3 | 1 | 2 | 3 | |
| | 5 | JXP- 4 | 3 | 2 | 5 | |
| | 6 | JXP- 5 | 0 | 1 | 1 | |
| | 7 | JXP- 6 | 1 | 3 | 4 | |
| | 8 | JXP- 7 | 2 | 3 | 5 | |
| | 9 | JXP- 8 | 0 | 2 | 2 | |
| | 10 | JXP- 9 | 1 | 1 | 2 | |
| | 11 | JXP- 10 | 1 | 1 | 2 | |
| | 12 | JXP- 11 | 1 | 2 | 3 | |
| | 14 | JXP- 13 | 1 | 0 | 1 | |
| | 16 | JXP- 15 | 2 | 0 | 2 | |
| | Ret Pads - Bank 1 | 1 | JXP- 0 | 2 | 1 | 3 |
| | | 3 | JXP- 2 | 2 | 1 | 3 |
| | | 4 | JXP- 3 | 1 | 0 | 1 |

| | | | | | |
|------------------|----|-----------------|----|----|----|
| | 5 | JXP- 4 | 1 | 2 | 3 |
| | 6 | JXP- 5 | 4 | 0 | 4 |
| | 7 | JXP- 6 | 1 | 1 | 2 |
| | 8 | JXP- 7 | 1 | 2 | 3 |
| | 9 | JXP- 8 | 3 | 2 | 5 |
| | 10 | JXP- 9 | 1 | 1 | 2 |
| | 11 | JXP- 10 | 0 | 2 | 2 |
| | 12 | JXP- 11 | 0 | 3 | 3 |
| | 13 | JXP- 12 | 0 | 1 | 1 |
| | 14 | JXP- 13 | 0 | 1 | 1 |
| | 15 | JXP- 14 | 1 | 1 | 2 |
| Fwd EQs - Bank 1 | 6 | SC-EQ-750- SC-5 | 1 | 0 | 1 |
| | 10 | SC-EQ-750- SC-1 | 2 | 0 | 2 |
| | 11 | SC-EQ-750- 0 | 1 | 1 | 2 |
| | 12 | SC-EQ-750- 2 | 1 | 3 | 4 |
| | 13 | SC-EQ-750- 4 | 2 | 6 | 8 |
| | 14 | SC-EQ-750- 6 | 3 | 1 | 4 |
| | 15 | SC-EQ-750- 8 | 3 | 1 | 4 |
| | 16 | SC-EQ-750- 10 | 0 | 4 | 4 |
| | 17 | SC-EQ-750- 12 | 1 | 2 | 3 |
| | 18 | SC-EQ-750- 14 | 1 | 0 | 1 |
| | 19 | SC-EQ-750- 16 | 2 | 0 | 2 |
| Ret EQs - Bank 1 | 1 | SEE-40- 0 | 4 | 0 | 4 |
| | 2 | SEE-40- 2 | 9 | 16 | 25 |
| | 3 | SEE-40- 4 | 2 | 2 | 4 |
| | 4 | SEE-40- 6 | 2 | 0 | 2 |
| Feeder-makers | 1 | | 1 | 0 | 1 |
| Inline EQs | 2 | | 0 | 2 | 2 |
| | 3 | | 0 | 2 | 2 |
| | 4 | EX ST SPLICE | 7 | 0 | 7 |
| | 5 | NEW ST SPLICE | 3 | 0 | 3 |
| | 6 | EX BL SPLICE | 1 | 5 | 6 |
| | 8 | | 1 | 0 | 1 |
| 2-Port Taps | 2 | FFT2-20K | 0 | 2 | 2 |
| | 3 | FFT2-17K | 2 | 3 | 5 |
| | 4 | FFT2-14K | 2 | 4 | 6 |
| | 5 | FFT2-10K | 7 | 3 | 10 |
| | 6 | FFT2-7K | 3 | 7 | 10 |
| | 7 | FFT2-4TK | 4 | 12 | 16 |
| 4-Port Taps | 1 | FFT4-23K | 8 | 1 | 9 |
| | 2 | FFT4-20K | 11 | 1 | 12 |
| | 3 | FFT4-17K | 10 | 2 | 12 |
| | 4 | FFT4-14K | 8 | 4 | 12 |
| | 5 | FFT4-10K | 13 | 9 | 22 |
| | 6 | FFT4-7TK | 6 | 11 | 17 |
| 8-Port Taps | 1 | FFT8-23K | 1 | 0 | 1 |
| | 2 | FFT8-20K | 1 | 0 | 1 |

| | | | | | |
|-------------------|----|--------------------|-------|-------|-------|
| | 3 | FFT8-17K | 0 | 1 | 1 |
| | 4 | FFT8-14K | 1 | 2 | 3 |
| | 5 | FFT8-10TK | 2 | 4 | 6 |
| Couplers | 1 | LPI100 | 3 | 2 | 5 |
| | 2 | LLS102 | 4 | 6 | 10 |
| | 3 | LLS103 | 4 | 4 | 8 |
| | 4 | LDC108 | 5 | 3 | 8 |
| | 5 | LDC112 | 5 | 3 | 8 |
| | 6 | LDC116 | 1 | 0 | 1 |
| | 11 | JUMPER | 38 | 7 | 45 |
| | 12 | MBD-SPLT | 1 | 5 | 6 |
| | 13 | MBD-DC10 | 1 | 0 | 1 |
| Power Supplies | 1 | XM 9015 | 3 | 0 | 3 |
| Miscellaneous | 1 | HTH Conn. | 32 | 27 | 59 |
| | 2 | Splice | 2 | 2 | 4 |
| | 3 | Term | 10 | 20 | 30 |
| | 7 | SBH-1022 | 0 | 73 | 73 |
| | 8 | SBH-1432 | 0 | 19 | 19 |
| General BOM Info. | | Housecount | 255 | 610 | 865 |
| | | Ports | 300 | 230 | 530 |
| | | Non-MDU Housecount | 209 | 106 | 315 |
| | | MDU Housecount | 46 | 504 | 550 |
| | | MDU Tap Ports | 4 | 72 | 76 |
| | | MDU Tap Ports Used | 2 | 31 | 33 |
| | | COM Housecount | 0 | 0 | 0 |
| | | COM Tap Ports | 0 | 0 | 0 |
| | | COM Tap Ports Used | 0 | 0 | 0 |
| | | Drop Sp. Ports | 0 | 0 | 0 |
| | | Non-Design HC | 0 | 0 | 0 |
| | | Trunk Amps | 6 | 8 | 14 |
| | | Line Extenders | 11 | 10 | 21 |
| | | Equalizers | 12 | 9 | 21 |
| | | Taps (2-Port) | 18 | 31 | 49 |
| | | Taps (4-Port) | 56 | 28 | 84 |
| | | Taps (6-Port) | 0 | 0 | 0 |
| | | Taps (8-Port) | 5 | 7 | 12 |
| | | Taps (total) | 79 | 66 | 145 |
| | | 2-Way Couplers | 26 | 25 | 51 |
| | | 3-Way Couplers | 4 | 4 | 8 |
| | | Strand/Trench | 15040 | 17154 | 32194 |
| | | Poles Used | 105 | 0 | 105 |
| Cables | 0 | EX QR715-AR | 15040 | 0 | 15040 |
| | | 100 Series | 7489 | 0 | 7489 |
| | | Total EX QR715-AR | 22529 | 0 | 22529 |
| | 1 | EX QR715-UG | 0 | 13033 | 13033 |
| | | 100 Series | 0 | 2071 | 2071 |
| | | 400 Series | 0 | 2485 | 2485 |

| | | | | | |
|------------|----|-------------------|-----|-------|-------|
| | | 500 Series | 0 | 120 | 120 |
| | | Total EX QR715-UG | 0 | 17709 | 17709 |
| | 11 | NW QR715-UG | 0 | 899 | 899 |
| | | 200 Series | 0 | 631 | 631 |
| | | Total NW QR715-UG | 0 | 1530 | 1530 |
| | 17 | NW RG11-UG | 0 | 106 | 106 |
| | | Total NW RG11-UG | 0 | 106 | 106 |
| Connectors | 0 | QR 715 P-T | 265 | 0 | 265 |
| | 1 | QR 715 P-T | 0 | 159 | 159 |
| | 11 | QR 715 P-T | 0 | 16 | 16 |
| | 17 | RG 11 P-T | 0 | 2 | 2 |

Equipment For Network file: NW-34.

Parameters: TACOMA-750
 Actives: TACOMA-750
 Taps: TACOMA-750
 Couplers: TACOMA-750
 Cables: TACOMA-750

| Equipment type | Line # | Part Number | Ae - p1 | UG - p1 | Total - p1 | |
|-------------------|--------------|---------------|------------|---------|------------|----|
| Actives | 1 | BLE 750-SH | 14 | 0 | 14 | |
| | 2 | BLE 750-SH | 7 | 0 | 7 | |
| | 13 | MB 750-SH | 9 | 0 | 9 | |
| | 14 | MB 750-SH | 5 | 0 | 5 | |
| | 15 | MB 750-SH | 2 | 0 | 2 | |
| | 16 | MB 750-SH | 2 | 0 | 2 | |
| | 32 | Stargate 4000 | 1 | 0 | 1 | |
| | 42 | BLE100-HSXH-F | 2 | 0 | 2 | |
| | Reserve Gain | 1 | BLE-750 AR | 14 | 0 | 14 |
| | | 2 | BLE-750 AR | 7 | 0 | 7 |
| 13 | | MB-750 AR | 9 | 0 | 9 | |
| 14 | | MB-750 AR | 5 | 0 | 5 | |
| 15 | | MB-750 AR | 2 | 0 | 2 | |
| 16 | | MB-750 AR | 2 | 0 | 2 | |
| 32 | | Stargate 4000 | 1 | 0 | 1 | |
| 42 | | | 2 | 0 | 2 | |
| Fwd Pads - Bank 1 | 1 | JXP- 0 | 1 | 0 | 1 | |
| | 2 | JXP- 1 | 3 | 0 | 3 | |
| | 3 | JXP- 2 | 5 | 0 | 5 | |
| | 4 | JXP- 3 | 2 | 0 | 2 | |
| | 5 | JXP- 4 | 6 | 0 | 6 | |
| | 6 | JXP- 5 | 4 | 0 | 4 | |
| | 7 | JXP- 6 | 6 | 0 | 6 | |
| | 8 | JXP- 7 | 6 | 0 | 6 | |
| | 9 | JXP- 8 | 2 | 0 | 2 | |
| | 10 | JXP- 9 | 1 | 0 | 1 | |
| | 11 | JXP- 10 | 1 | 0 | 1 | |
| | 12 | JXP- 11 | 3 | 0 | 3 | |
| | 13 | JXP- 12 | 2 | 0 | 2 | |
| Ret Pads - Bank 1 | 1 | JXP- 0 | 6 | 0 | 6 | |
| | 2 | JXP- 1 | 4 | 0 | 4 | |
| | 3 | JXP- 2 | 2 | 0 | 2 | |
| | 4 | JXP- 3 | 2 | 0 | 2 | |
| | 5 | JXP- 4 | 3 | 0 | 3 | |
| | 6 | JXP- 5 | 2 | 0 | 2 | |
| | 7 | JXP- 6 | 4 | 0 | 4 | |
| | 8 | JXP- 7 | 5 | 0 | 5 | |
| | 9 | JXP- 8 | 6 | 0 | 6 | |

| | | | | | |
|------------------|----|-----------------|----|---|----|
| | 10 | JXP- 9 | 1 | 0 | 1 |
| | 11 | JXP- 10 | 2 | 0 | 2 |
| | 12 | JXP- 11 | 1 | 0 | 1 |
| | 13 | JXP- 12 | 3 | 0 | 3 |
| | 16 | JXP- 15 | 1 | 0 | 1 |
| Fwd EQs - Bank 1 | 7 | SC-EQ-750- SC-4 | 1 | 0 | 1 |
| | 9 | SC-EQ-750- SC-2 | 2 | 0 | 2 |
| | 11 | SC-EQ-750- 0 | 4 | 0 | 4 |
| | 12 | SC-EQ-750- 2 | 1 | 0 | 1 |
| | 13 | SC-EQ-750- 4 | 6 | 0 | 6 |
| | 14 | SC-EQ-750- 6 | 14 | 0 | 14 |
| | 15 | SC-EQ-750- 8 | 8 | 0 | 8 |
| | 16 | SC-EQ-750- 10 | 3 | 0 | 3 |
| | 17 | SC-EQ-750- 12 | 3 | 0 | 3 |
| Ret EQs - Bank 1 | 1 | SEE-40- 0 | 10 | 0 | 10 |
| | 2 | SEE-40- 2 | 29 | 0 | 29 |
| | 3 | SEE-40- 4 | 3 | 0 | 3 |
| Feeder makers | 1 | | 1 | 0 | 1 |
| Inline EQs | 4 | EX ST SPLICE | 4 | 0 | 4 |
| 2-Port Taps | 1 | FFT2-23K | 1 | 0 | 1 |
| | 2 | FFT2-20K | 1 | 0 | 1 |
| | 3 | FFT2-17K | 2 | 0 | 2 |
| | 4 | FFT2-14K | 10 | 0 | 10 |
| | 5 | FFT2-10K | 7 | 1 | 8 |
| | 6 | FFT2-7K | 7 | 0 | 7 |
| | 7 | FFT2-4TK | 9 | 0 | 9 |
| 4-Port Taps | 1 | FFT4-23K | 25 | 0 | 25 |
| | 2 | FFT4-20K | 38 | 0 | 38 |
| | 3 | FFT4-17K | 27 | 0 | 27 |
| | 4 | FFT4-14K | 29 | 0 | 29 |
| | 5 | FFT4-10K | 36 | 0 | 36 |
| | 6 | FFT4-7TK | 17 | 1 | 18 |
| 8-Port Taps | 1 | FFT8-23K | 16 | 0 | 16 |
| | 2 | FFT8-20K | 11 | 0 | 11 |
| | 3 | FFT8-17K | 32 | 0 | 32 |
| | 4 | FFT8-14K | 15 | 0 | 15 |
| | 5 | FFT8-10TK | 23 | 0 | 23 |
| Couplers | 1 | LPI100 | 4 | 0 | 4 |
| | 2 | LLS102 | 18 | 0 | 18 |
| | 3 | LLS103 | 3 | 0 | 3 |
| | 4 | LDC108 | 8 | 0 | 8 |
| | 5 | LDC112 | 5 | 0 | 5 |
| | 11 | JUMPER | 26 | 0 | 26 |
| | 12 | MBD-SPLT | 5 | 0 | 5 |
| | 13 | MBD-DC10 | 1 | 0 | 1 |
| Power Supplies | 1 | XM 9015 | 4 | 0 | 4 |
| Miscellaneous | 1 | HTH Conn. | 86 | 0 | 86 |

| | | | | | |
|-------------------|----|--------------------|-------|-----|-------|
| | 3 | Term | 14 | 1 | 15 |
| | 7 | SBH-1022 | 0 | 2 | 2 |
| General BOM Info. | | Housecount | 1110 | 2 | 1112 |
| | | Ports | 1538 | 6 | 1544 |
| | | Non-MDU Housecount | 1080 | 2 | 1082 |
| | | MDU Housecount | 30 | 0 | 30 |
| | | MDU Tap Ports | 8 | 0 | 8 |
| | | MDU Tap Ports Used | 5 | 0 | 5 |
| | | COM Housecount | 0 | 0 | 0 |
| | | COM Tap Ports | 0 | 0 | 0 |
| | | COM Tap Ports Used | 0 | 0 | 0 |
| | | Drop Sp. Ports | 0 | 0 | 0 |
| | | Non-Design HC | 0 | 0 | 0 |
| | | Trunk Amps | 21 | 0 | 21 |
| | | Line Extenders | 21 | 0 | 21 |
| | | Equalizers | 4 | 0 | 4 |
| | | Taps (2-Port) | 37 | 1 | 38 |
| | | Taps (4-Port) | 172 | 1 | 173 |
| | | Taps (6-Port) | 0 | 0 | 0 |
| | | Taps (8-Port) | 97 | 0 | 97 |
| | | Taps (total) | 306 | 2 | 308 |
| | | 2-Way Couplers | 62 | 0 | 62 |
| | | 3-Way Couplers | 3 | 0 | 3 |
| | | Strand/Trench | 39716 | 883 | 40599 |
| | | Poles Used | 325 | 0 | 325 |
| Cables | 0 | EX QR715-AR | 39716 | 0 | 39716 |
| | | 100 Series | 8212 | 0 | 8212 |
| | | Total EX QR715-AR | 47928 | 0 | 47928 |
| | 1 | EX QR715-UG | 0 | 306 | 306 |
| | | 100 Series | 0 | 28 | 28 |
| | | Total EX QR715-UG | 0 | 334 | 334 |
| | 11 | NW QR715-UG | 0 | 577 | 577 |
| | | 100 Series | 0 | 328 | 328 |
| | | Total NW QR715-UG | 0 | 905 | 905 |
| Connectors | 0 | QR 715 P-T | 625 | 0 | 625 |
| | 1 | QR 715 P-T | 0 | 2 | 2 |
| | 11 | QR 715 P-T | 0 | 2 | 2 |

Equipment For Network file: NW-35.

Parameters: TACOMA-750
 Actives: TACOMA-750
 Taps: TACOMA-750
 Couplers: TACOMA-750
 Cables: TACOMA-750

| Equipment type | Line # | Part Number | Ae - p1 | UG - p1 | Total - p1 |
|-------------------|--------------|----------------|------------|---------|------------|
| Actives | 1 | BLE 750-SH | 15 | 2 | 17 |
| | 2 | BLE 750-SH | 6 | 0 | 6 |
| | 3 | BLE 750-SH | 0 | 1 | 1 |
| | 13 | MB 750-SH | 5 | 0 | 5 |
| | 14 | MB 750-SH | 8 | 0 | 8 |
| | 15 | MB 750-SH | 6 | 0 | 6 |
| | 32 | Stargate 2000 | 1 | 0 | 1 |
| | 47 | MB100S-2HSXH-F | 0 | 2 | 2 |
| | 49 | MB100S-2HSXH-F | 1 | 0 | 1 |
| | Reserve Gain | 1 | BLE-750 AR | 15 | 2 |
| 2 | | BLE-750 AR | 6 | 0 | 6 |
| 3 | | BLE-750 AR | 0 | 1 | 1 |
| 13 | | MB-750 AR | 5 | 0 | 5 |
| 14 | | MB-750 AR | 8 | 0 | 8 |
| 15 | | MB-750 AR | 6 | 0 | 6 |
| 32 | | Stargate 2000 | 1 | 0 | 1 |
| 47 | | | 0 | 2 | 2 |
| 49 | | | 1 | 0 | 1 |
| Fwd Pads - Bank 1 | | 1 | JXP- 0 | 4 | 0 |
| | 2 | JXP- 1 | 3 | 0 | 3 |
| | 3 | JXP- 2 | 4 | 0 | 4 |
| | 4 | JXP- 3 | 2 | 0 | 2 |
| | 5 | JXP- 4 | 6 | 0 | 6 |
| | 6 | JXP- 5 | 4 | 0 | 4 |
| | 7 | JXP- 6 | 3 | 1 | 4 |
| | 8 | JXP- 7 | 4 | 0 | 4 |
| | 9 | JXP- 8 | 4 | 0 | 4 |
| | 10 | JXP- 9 | 1 | 4 | 5 |
| | 11 | JXP- 10 | 4 | 0 | 4 |
| | 12 | JXP- 11 | 2 | 0 | 2 |
| | 13 | JXP- 12 | 1 | 0 | 1 |
| Fwd Pads - Bank 4 | 1 | NODE | 0 | 1 | 1 |
| Ret Pads - Bank 1 | 1 | JXP- 0 | 6 | 2 | 8 |
| | 3 | JXP- 2 | 3 | 0 | 3 |
| | 4 | JXP- 3 | 2 | 0 | 2 |
| | 5 | JXP- 4 | 4 | 0 | 4 |
| | 6 | JXP- 5 | 5 | 0 | 5 |
| | 7 | JXP- 6 | 4 | 2 | 6 |

| | | | | | |
|-------------------|----|-----------------|----|---|----|
| | 8 | JXP- 7 | 4 | 0 | 4 |
| | 9 | JXP- 8 | 4 | 0 | 4 |
| | 10 | JXP- 9 | 6 | 0 | 6 |
| | 11 | JXP- 10 | 1 | 0 | 1 |
| | 12 | JXP- 11 | 1 | 0 | 1 |
| | 13 | JXP- 12 | 1 | 0 | 1 |
| | 14 | JXP- 13 | 0 | 1 | 1 |
| | 16 | JXP- 15 | 1 | 0 | 1 |
| Ret Pads - Bank 4 | 1 | NODE | 0 | 1 | 1 |
| Fwd EQs - Bank 1 | 5 | SC-EQ-750- SC-6 | 0 | 1 | 1 |
| | 6 | SC-EQ-750- SC-5 | 0 | 1 | 1 |
| | 8 | SC-EQ-750- SC-3 | 1 | 0 | 1 |
| | 9 | SC-EQ-750- SC-2 | 2 | 0 | 2 |
| | 11 | SC-EQ-750- 0 | 4 | 0 | 4 |
| | 12 | SC-EQ-750- 2 | 5 | 0 | 5 |
| | 13 | SC-EQ-750- 4 | 3 | 1 | 4 |
| | 14 | SC-EQ-750- 6 | 13 | 1 | 14 |
| | 15 | SC-EQ-750- 8 | 6 | 1 | 7 |
| | 16 | SC-EQ-750- 10 | 4 | 0 | 4 |
| | 17 | SC-EQ-750- 12 | 3 | 0 | 3 |
| | 18 | SC-EQ-750- 14 | 1 | 0 | 1 |
| Ret EQs - Bank 1 | 1 | SEE-40- 0 | 7 | 0 | 7 |
| | 2 | SEE-40- 2 | 30 | 5 | 35 |
| | 3 | SEE-40- 4 | 5 | 0 | 5 |
| FeederMakers | 1 | | 1 | 0 | 1 |
| Inline EQs | 4 | EX ST SPLICE | 6 | 0 | 6 |
| | 5 | NEW ST SPLICE | 1 | 0 | 1 |
| | 6 | EX BL SPLICE | 0 | 1 | 1 |
| 2-Port Taps | 2 | FFT2-20K | 1 | 0 | 1 |
| | 3 | FFT2-17K | 1 | 0 | 1 |
| | 4 | FFT2-14K | 6 | 1 | 7 |
| | 5 | FFT2-10K | 8 | 2 | 10 |
| | 6 | FFT2-7K | 8 | 2 | 10 |
| | 7 | FFT2-4TK | 12 | 5 | 17 |
| 4-Port Taps | 1 | FFT4-23K | 21 | 0 | 21 |
| | 2 | FFT4-20K | 24 | 1 | 25 |
| | 3 | FFT4-17K | 42 | 0 | 42 |
| | 4 | FFT4-14K | 36 | 1 | 37 |
| | 5 | FFT4-10K | 37 | 4 | 41 |
| | 6 | FFT4-7TK | 25 | 4 | 29 |
| 8-Port Taps | 1 | FFT8-23K | 10 | 0 | 10 |
| | 2 | FFT8-20K | 15 | 0 | 15 |
| | 3 | FFT8-17K | 22 | 1 | 23 |
| | 4 | FFT8-14K | 14 | 4 | 18 |
| | 5 | FFT8-10TK | 13 | 1 | 14 |
| Couplers | 1 | LPI100 | 4 | 0 | 4 |
| | 2 | LLS102 | 19 | 2 | 21 |

| | | | | | |
|-------------------|----|--------------------|-------|------|-------|
| | 3 | LLS103 | 6 | 1 | 7 |
| | 4 | LDC108 | 14 | 2 | 16 |
| | 5 | LDC112 | 2 | 0 | 2 |
| | 11 | JUMPER | 41 | 2 | 43 |
| | 12 | MBD-SPLT | 4 | 1 | 5 |
| | 13 | MBD-DC10 | 2 | 0 | 2 |
| Power Supplies | 1 | XM 9015 | 4 | 0 | 4 |
| Miscellaneous | 1 | HTH Conn. | 82 | 11 | 93 |
| | 2 | Splice | 0 | 1 | 1 |
| | 3 | Term | 16 | 10 | 26 |
| | 7 | SBH-1022 | 0 | 21 | 21 |
| | 8 | SBH-1432 | 0 | 5 | 5 |
| General BOM Info. | | Housecount | 1008 | 155 | 1163 |
| | | Ports | 1404 | 108 | 1512 |
| | | Non-MDU Housecount | 962 | 79 | 1041 |
| | | MDU Housecount | 46 | 76 | 122 |
| | | MDU Tap Ports | 16 | 12 | 28 |
| | | MDU Tap Ports Used | 9 | 7 | 16 |
| | | COM Housecount | 0 | 0 | 0 |
| | | COM Tap Ports | 0 | 0 | 0 |
| | | COM Tap Ports Used | 0 | 0 | 0 |
| | | Drop Sp. Ports | 0 | 0 | 0 |
| | | Non-Design HC | 0 | 0 | 0 |
| | | Trunk Amps | 21 | 2 | 23 |
| | | Line Extenders | 21 | 3 | 24 |
| | | Equalizers | 7 | 1 | 8 |
| | | Taps (2-Port) | 36 | 10 | 46 |
| | | Taps (4-Port) | 185 | 10 | 195 |
| | | Taps (6-Port) | 0 | 0 | 0 |
| | | Taps (8-Port) | 74 | 6 | 80 |
| | | Taps (total) | 295 | 26 | 321 |
| | | 2-Way Couplers | 70 | 7 | 77 |
| | | 3-Way Couplers | 6 | 1 | 7 |
| | | Strand/Trench | 41656 | 4474 | 46130 |
| | | Poles Used | 344 | 0 | 344 |
| Cables | 0 | EX QR715-AR | 41656 | 0 | 41656 |
| | | 100 Series | 11256 | 0 | 11256 |
| | | Total EX QR715-AR | 52912 | 0 | 52912 |
| | 1 | EX QR715-UG | 0 | 3903 | 3903 |
| | | 100 Series | 0 | 184 | 184 |
| | | 200 Series | 0 | 196 | 196 |
| | | 400 Series | 0 | 375 | 375 |
| | | 500 Series | 0 | 56 | 56 |
| | | Total EX QR715-UG | 0 | 4714 | 4714 |
| Connectors | 0 | QR 715 P-T | 655 | 0 | 655 |
| | 1 | QR 715 P-T | 0 | 53 | 53 |

Equipment For Network file: NW-36.

Parameters: TACOMA-750
 Actives: TACOMA-750
 Taps: TACOMA-750
 Couplers: TACOMA-750
 Cables: TACOMA-750

| Equipment type | Line # | Part Number | Ae - p1 | UG - p1 | Total - p1 |
|-------------------|-------------------|----------------|------------|---------|------------|
| Actives | 1 | BLE 750-SH | 10 | 2 | 12 |
| | 2 | BLE 750-SH | 5 | 1 | 6 |
| | 13 | MB 750-SH | 8 | 1 | 9 |
| | 14 | MB 750-SH | 4 | 1 | 5 |
| | 15 | MB 750-SH | 0 | 2 | 2 |
| | 32 | Stargate 2000 | 1 | 0 | 1 |
| | 42 | BLE100-HSXH-F | 0 | 1 | 1 |
| | 49 | MB100S-2HSXH-F | 0 | 1 | 1 |
| | 50 | MB100S-2HSXH-F | 0 | 1 | 1 |
| | Reserve Gain | 1 | BLE-750 AR | 10 | 2 |
| 2 | | BLE-750 AR | 5 | 1 | 6 |
| 13 | | MB-750 AR | 8 | 1 | 9 |
| 14 | | MB-750 AR | 4 | 1 | 5 |
| 15 | | MB-750 AR | 0 | 2 | 2 |
| 32 | | Stargate 2000 | 1 | 0 | 1 |
| 42 | | | 0 | 1 | 1 |
| 49 | | | 0 | 1 | 1 |
| 50 | | | 0 | 1 | 1 |
| Fwd Pads - Bank 1 | | 1 | JXP- 0 | 4 | 0 |
| | 2 | JXP- 1 | 1 | 0 | 1 |
| | 3 | JXP- 2 | 2 | 0 | 2 |
| | 4 | JXP- 3 | 0 | 1 | 1 |
| | 5 | JXP- 4 | 2 | 0 | 2 |
| | 6 | JXP- 5 | 3 | 0 | 3 |
| | 7 | JXP- 6 | 1 | 0 | 1 |
| | 8 | JXP- 7 | 4 | 0 | 4 |
| | 9 | JXP- 8 | 3 | 0 | 3 |
| | 10 | JXP- 9 | 2 | 3 | 5 |
| | 11 | JXP- 10 | 1 | 3 | 4 |
| | 12 | JXP- 11 | 3 | 2 | 5 |
| | 13 | JXP- 12 | 1 | 0 | 1 |
| | 14 | JXP- 13 | 1 | 0 | 1 |
| | 16 | JXP- 15 | 0 | 1 | 1 |
| | Ret Pads - Bank 1 | 1 | JXP- 0 | 3 | 2 |
| 2 | | JXP- 1 | 2 | 0 | 2 |
| 3 | | JXP- 2 | 5 | 0 | 5 |
| 4 | | JXP- 3 | 3 | 0 | 3 |
| 5 | | JXP- 4 | 3 | 2 | 5 |

| | | | | | |
|------------------|----|-----------------|----|---|----|
| | 7 | JXP- 6 | 3 | 0 | 3 |
| | 8 | JXP- 7 | 2 | 1 | 3 |
| | 9 | JXP- 8 | 3 | 0 | 3 |
| | 10 | JXP- 9 | 1 | 1 | 2 |
| | 11 | JXP- 10 | 1 | 1 | 2 |
| | 12 | JXP- 11 | 1 | 0 | 1 |
| | 13 | JXP- 12 | 0 | 2 | 2 |
| | 14 | JXP- 13 | 0 | 1 | 1 |
| | 16 | JXP- 15 | 1 | 0 | 1 |
| Fwd EQs - Bank 1 | 6 | SC-EQ-750- SC-5 | 0 | 1 | 1 |
| | 7 | SC-EQ-750- SC-4 | 1 | 0 | 1 |
| | 8 | SC-EQ-750- SC-3 | 1 | 1 | 2 |
| | 9 | SC-EQ-750- SC-2 | 2 | 1 | 3 |
| | 10 | SC-EQ-750- SC-1 | 1 | 0 | 1 |
| | 11 | SC-EQ-750- 0 | 3 | 2 | 5 |
| | 12 | SC-EQ-750- 2 | 4 | 0 | 4 |
| | 13 | SC-EQ-750- 4 | 3 | 2 | 5 |
| | 14 | SC-EQ-750- 6 | 7 | 1 | 8 |
| | 15 | SC-EQ-750- 8 | 4 | 2 | 6 |
| | 16 | SC-EQ-750- 10 | 2 | 0 | 2 |
| Ret EQs - Bank 1 | 1 | SEE-40- 0 | 5 | 1 | 6 |
| | 2 | SEE-40- 2 | 21 | 8 | 29 |
| | 3 | SEE-40- 4 | 2 | 1 | 3 |
| FeederMakers | 1 | | 1 | 0 | 1 |
| Inline EQs | 2 | | 1 | 1 | 2 |
| | 3 | | 0 | 5 | 5 |
| | 5 | NEW ST SPLICE | 1 | 0 | 1 |
| | 6 | EX BL SPLICE | 0 | 3 | 3 |
| 2-Port Taps | 3 | FFT2-17K | 2 | 0 | 2 |
| | 4 | FFT2-14K | 2 | 1 | 3 |
| | 5 | FFT2-10K | 6 | 2 | 8 |
| | 6 | FFT2-7K | 17 | 3 | 20 |
| | 7 | FFT2-4TK | 12 | 3 | 15 |
| 4-Port Taps | 1 | FFT4-23K | 5 | 0 | 5 |
| | 2 | FFT4-20K | 6 | 0 | 6 |
| | 3 | FFT4-17K | 8 | 0 | 8 |
| | 4 | FFT4-14K | 9 | 1 | 10 |
| | 5 | FFT4-10K | 15 | 1 | 16 |
| | 6 | FFT4-7TK | 7 | 4 | 11 |
| 8-Port Taps | 1 | FFT8-23K | 3 | 0 | 3 |
| | 2 | FFT8-20K | 2 | 0 | 2 |
| | 3 | FFT8-17K | 5 | 1 | 6 |
| | 4 | FFT8-14K | 3 | 1 | 4 |
| | 5 | FFT8-10TK | 6 | 1 | 7 |
| Couplers | 1 | LPI100 | 4 | 3 | 7 |
| | 2 | LLS102 | 7 | 1 | 8 |
| | 3 | LLS103 | 6 | 0 | 6 |

| | | | | | |
|-------------------|----|--------------------|-------|------|-------|
| | 4 | LDC108 | 7 | 0 | 7 |
| | 5 | LDC112 | 5 | 2 | 7 |
| | 11 | JUMPER | 57 | 5 | 62 |
| | 12 | MBD-SPLT | 3 | 0 | 3 |
| | 13 | MBD-DC10 | 4 | 0 | 4 |
| Power Supplies | 1 | XM 9015 | 3 | 0 | 3 |
| Miscellaneous | 1 | HTH Conn. | 76 | 8 | 84 |
| | 2 | Splice | 2 | 1 | 3 |
| | 3 | Term | 25 | 10 | 35 |
| | 7 | SBH-1022 | 0 | 26 | 26 |
| | 8 | SBH-1432 | 0 | 11 | 11 |
| General BOM Info. | | Housecount | 1030 | 199 | 1229 |
| | | Ports | 430 | 66 | 496 |
| | | Non-MDU Housecount | 239 | 153 | 392 |
| | | MDU Housecount | 791 | 46 | 837 |
| | | MDU Tap Ports | 68 | 2 | 70 |
| | | MDU Tap Ports Used | 37 | 3 | 40 |
| | | COM Housecount | 0 | 0 | 0 |
| | | COM Tap Ports | 0 | 0 | 0 |
| | | COM Tap Ports Used | 0 | 0 | 0 |
| | | Drop Sp. Ports | 0 | 0 | 0 |
| | | Non-Design HC | 0 | 0 | 0 |
| | | Trunk Amps | 13 | 7 | 20 |
| | | Line Extenders | 15 | 3 | 18 |
| | | Equalizers | 2 | 9 | 11 |
| | | Taps (2-Port) | 39 | 9 | 48 |
| | | Taps (4-Port) | 50 | 6 | 56 |
| | | Taps (6-Port) | 0 | 0 | 0 |
| | | Taps (8-Port) | 19 | 3 | 22 |
| | | Taps (total) | 108 | 18 | 126 |
| | | 2-Way Couplers | 47 | 11 | 58 |
| | | 3-Way Couplers | 6 | 0 | 6 |
| | | Strand/Trench | 11825 | 7188 | 19013 |
| | | Poles Used | 111 | 0 | 111 |
| Cables | 0 | EX QR715-AR | 11538 | 0 | 11538 |
| | | 100 Series | 3942 | 0 | 3942 |
| | | 400 Series | 287 | 0 | 287 |
| | | Total EX QR715-AR | 15767 | 0 | 15767 |
| | 1 | EX QR715-UG | 0 | 5957 | 5957 |
| | | 100 Series | 0 | 598 | 598 |
| | | 200 Series | 0 | 186 | 186 |
| | | 400 Series | 0 | 1045 | 1045 |
| | | 500 Series | 0 | 118 | 118 |
| | | Total EX QR715-UG | 0 | 7904 | 7904 |
| Connectors | 0 | QR 715 P-T | 272 | 0 | 272 |
| | 1 | QR 715 P-T | 0 | 77 | 77 |

Equipment For Network file: NW-37.

Parameters: TACOMA-750
 Actives: TACOMA-750
 Taps: TACOMA-750
 Couplers: TACOMA-750
 Cables: TACOMA-750

| Equipment type | Line # | Part Number | Ae - p1 | UG - p1 | Total - p1 |
|-------------------|-------------------|----------------|---------|---------|------------|
| Actives | 1 | BLE 750-SH | 7 | 4 | 11 |
| | 2 | BLE 750-SH | 0 | 3 | 3 |
| | 13 | MB 750-SH | 7 | 3 | 10 |
| | 14 | MB 750-SH | 2 | 2 | 4 |
| | 15 | MB 750-SH | 0 | 2 | 2 |
| | 32 | Stargate 2000 | 1 | 0 | 1 |
| | 43 | BLE100-HSXH-F | 1 | 1 | 2 |
| | 48 | MB100S-2HSXH-F | 0 | 2 | 2 |
| Reserve Gain | 1 | BLE-750 AR | 7 | 4 | 11 |
| | 2 | BLE-750 AR | 0 | 3 | 3 |
| | 13 | MB-750 AR | 7 | 3 | 10 |
| | 14 | MB-750 AR | 2 | 2 | 4 |
| | 15 | MB-750 AR | 0 | 2 | 2 |
| | 32 | Stargate 2000 | 1 | 0 | 1 |
| | 43 | | 1 | 1 | 2 |
| | 48 | | 0 | 2 | 2 |
| Fwd Pads - Bank 1 | 1 | JXP- 0 | 2 | 4 | 6 |
| | 2 | JXP- 1 | 1 | 0 | 1 |
| | 3 | JXP- 2 | 3 | 0 | 3 |
| | 4 | JXP- 3 | 0 | 2 | 2 |
| | 5 | JXP- 4 | 2 | 0 | 2 |
| | 7 | JXP- 6 | 0 | 4 | 4 |
| | 8 | JXP- 7 | 0 | 2 | 2 |
| | 9 | JXP- 8 | 2 | 1 | 3 |
| | 10 | JXP- 9 | 4 | 1 | 5 |
| | 11 | JXP- 10 | 2 | 0 | 2 |
| | 12 | JXP- 11 | 0 | 1 | 1 |
| | 13 | JXP- 12 | 0 | 1 | 1 |
| | 14 | JXP- 13 | 2 | 1 | 3 |
| | Fwd Pads - Bank 4 | 1 | NODE | 1 | 3 |
| Ret Pads - Bank 1 | 1 | JXP- 0 | 11 | 4 | 15 |
| | 2 | JXP- 1 | 2 | 0 | 2 |
| | 3 | JXP- 2 | 0 | 2 | 2 |
| | 4 | JXP- 3 | 1 | 0 | 1 |
| | 5 | JXP- 4 | 1 | 4 | 5 |
| | 6 | JXP- 5 | 1 | 0 | 1 |
| | 7 | JXP- 6 | 0 | 1 | 1 |
| | 8 | JXP- 7 | 0 | 4 | 4 |

| | | | | | |
|-------------------|----|-----------------|----|----|----|
| | 9 | JXP- 8 | 1 | 1 | 2 |
| | 11 | JXP- 10 | 0 | 1 | 1 |
| | 16 | JXP- 15 | 1 | 0 | 1 |
| Ret Pads - Bank 4 | 1 | NODE | 1 | 2 | 3 |
| Fwd EQs - Bank 1 | 6 | SC-EQ-750- SC-5 | 1 | 1 | 2 |
| | 8 | SC-EQ-750- SC-3 | 2 | 0 | 2 |
| | 9 | SC-EQ-750- SC-2 | 1 | 2 | 3 |
| | 11 | SC-EQ-750- 0 | 5 | 2 | 7 |
| | 12 | SC-EQ-750- 2 | 3 | 0 | 3 |
| | 13 | SC-EQ-750- 4 | 2 | 4 | 6 |
| | 14 | SC-EQ-750- 6 | 1 | 4 | 5 |
| | 15 | SC-EQ-750- 8 | 1 | 1 | 2 |
| | 16 | SC-EQ-750- 10 | 1 | 0 | 1 |
| | 17 | SC-EQ-750- 12 | 1 | 3 | 4 |
| Ret EQs - Bank 1 | 1 | SEE-40- 0 | 4 | 1 | 5 |
| | 2 | SEE-40- 2 | 14 | 14 | 28 |
| | 3 | SEE-40- 4 | 0 | 2 | 2 |
| Feeder-makers | 1 | | 1 | 0 | 1 |
| Inline EQs | 2 | | 1 | 6 | 7 |
| | 3 | | 3 | 2 | 5 |
| | 4 | EX ST SPLICE | 0 | 1 | 1 |
| | 5 | NEW ST SPLICE | 1 | 0 | 1 |
| | 6 | EX BL SPLICE | 0 | 8 | 8 |
| | 7 | NEW BL SPLICE | 0 | 3 | 3 |
| | 10 | MNX-A-4 FILTER | 0 | 1 | 1 |
| 2-Port Taps | 1 | FFT2-23K | 0 | 2 | 2 |
| | 2 | FFT2-20K | 0 | 2 | 2 |
| | 3 | FFT2-17K | 2 | 1 | 3 |
| | 4 | FFT2-14K | 2 | 0 | 2 |
| | 5 | FFT2-10K | 3 | 7 | 10 |
| | 6 | FFT2-7K | 3 | 8 | 11 |
| | 7 | FFT2-4TK | 8 | 2 | 10 |
| 4-Port Taps | 1 | FFT4-23K | 3 | 0 | 3 |
| | 2 | FFT4-20K | 4 | 1 | 5 |
| | 3 | FFT4-17K | 3 | 5 | 8 |
| | 4 | FFT4-14K | 5 | 5 | 10 |
| | 5 | FFT4-10K | 5 | 4 | 9 |
| | 6 | FFT4-7TK | 3 | 8 | 11 |
| 8-Port Taps | 3 | FFT8-17K | 0 | 1 | 1 |
| | 4 | FFT8-14K | 0 | 1 | 1 |
| | 5 | FFT8-10TK | 1 | 7 | 8 |
| Couplers | 1 | LPI100 | 3 | 3 | 6 |
| | 2 | LLS102 | 3 | 6 | 9 |
| | 3 | LLS103 | 3 | 3 | 6 |
| | 4 | LDC108 | 5 | 9 | 14 |
| | 5 | LDC112 | 3 | 1 | 4 |
| | 6 | LDC116 | 1 | 0 | 1 |

| | | | | | |
|-------------------|----|--------------------|------|-------|-------|
| | 11 | JUMPER | 41 | 33 | 74 |
| | 12 | MBD-SPLT | 3 | 3 | 6 |
| | 13 | MBD-DC10 | 1 | 0 | 1 |
| | 22 | APT 8 WAY | 12 | 0 | 12 |
| Power Supplies | 1 | XM 9015 | 3 | 0 | 3 |
| Miscellaneous | 1 | HTH Conn. | 36 | 29 | 65 |
| | 2 | Splice | 7 | 9 | 16 |
| | 3 | Term | 17 | 26 | 43 |
| | 7 | SBH-1022 | 0 | 75 | 75 |
| | 8 | SBH-1432 | 0 | 20 | 20 |
| General BOM Info. | | Housecount | 690 | 629 | 1319 |
| | | Ports | 136 | 208 | 344 |
| | | Non-MDU Housecount | 115 | 341 | 456 |
| | | MDU Housecount | 575 | 288 | 863 |
| | | MDU Tap Ports | 46 | 32 | 78 |
| | | MDU Tap Ports Used | 47 | 18 | 65 |
| | | COM Housecount | 0 | 0 | 0 |
| | | COM Tap Ports | 0 | 0 | 0 |
| | | COM Tap Ports Used | 0 | 0 | 0 |
| | | Drop Sp. Ports | 72 | 0 | 72 |
| | | Non-Design HC | 0 | 0 | 0 |
| | | Trunk Amps | 11 | 10 | 21 |
| | | Line Extenders | 7 | 7 | 14 |
| | | Equalizers | 5 | 21 | 26 |
| | | Taps (2-Port) | 18 | 22 | 40 |
| | | Taps (4-Port) | 23 | 23 | 46 |
| | | Taps (6-Port) | 0 | 0 | 0 |
| | | Taps (8-Port) | 1 | 9 | 10 |
| | | Taps (total) | 42 | 54 | 96 |
| | | 2-Way Couplers | 32 | 30 | 62 |
| | | 3-Way Couplers | 3 | 3 | 6 |
| | | Strand/Trench | 6289 | 9919 | 16208 |
| | | Poles Used | 45 | 0 | 45 |
| Cables | 0 | EX QR715-AR | 6289 | 0 | 6289 |
| | | 100 Series | 2637 | 0 | 2637 |
| | | 500 Series | 71 | 0 | 71 |
| | | Total EX QR715-AR | 8997 | 0 | 8997 |
| | 74 | 900 Series | 1 | 0 | 1 |
| | | Total | 1 | 0 | 1 |
| | 1 | EX QR715-UG | 0 | 9564 | 9564 |
| | | 100 Series | 0 | 3563 | 3563 |
| | | 400 Series | 0 | 177 | 177 |
| | | 500 Series | 0 | 56 | 56 |
| | | Total EX QR715-UG | 0 | 13360 | 13360 |
| | 5 | EX QR320 UG | 0 | 140 | 140 |
| | | Total EX QR320 UG | 0 | 140 | 140 |
| | 11 | 200 Series | 0 | 38 | 38 |

| | | | | | |
|------------|----|-------------------|-----|-----|-----|
| | | Total NW QR715-UG | 0 | 38 | 38 |
| Connectors | 0 | QR 715 P-T | 186 | 0 | 186 |
| | 1 | QR 715 P-T | 0 | 184 | 184 |
| | 5 | | 0 | 4 | 4 |
| | 11 | QR 715 P-T | 0 | 10 | 10 |
| | 37 | RG 11 P-T | 0 | 50 | 50 |

Equipment For Network file: NW-38.

Parameters: TACOMA-750
 Actives: TACOMA-750
 Taps: TACOMA-750
 Couplers: TACOMA-750
 Cables: TACOMA-750

| Equipment type | Line # | Part Number | Ae - p1 | UG - p1 | Total - p1 | |
|-------------------|-------------------|----------------|------------|---------|------------|----|
| Actives | 1 | BLE 750-SH | 12 | 1 | 13 | |
| | 2 | BLE 750-SH | 3 | 0 | 3 | |
| | 13 | MB 750-SH | 9 | 0 | 9 | |
| | 14 | MB 750-SH | 8 | 0 | 8 | |
| | 15 | MB 750-SH | 1 | 0 | 1 | |
| | 32 | Stargate 2000 | 1 | 0 | 1 | |
| | 42 | BLE100-HSXH-F | 1 | 0 | 1 | |
| | 47 | MB100S-2HSXH-F | 0 | 2 | 2 | |
| | Reserve Gain | 1 | BLE-750 AR | 12 | 1 | 13 |
| | | 2 | BLE-750 AR | 3 | 0 | 3 |
| 13 | | MB-750 AR | 9 | 0 | 9 | |
| 14 | | MB-750 AR | 8 | 0 | 8 | |
| 15 | | MB-750 AR | 1 | 0 | 1 | |
| 32 | | Stargate 2000 | 1 | 0 | 1 | |
| 42 | | | 1 | 0 | 1 | |
| 47 | | | 0 | 2 | 2 | |
| Fwd Pads - Bank 1 | 1 | JXP- 0 | 1 | 1 | 2 | |
| | 2 | JXP- 1 | 1 | 0 | 1 | |
| | 3 | JXP- 2 | 2 | 0 | 2 | |
| | 4 | JXP- 3 | 2 | 0 | 2 | |
| | 5 | JXP- 4 | 2 | 0 | 2 | |
| | 6 | JXP- 5 | 1 | 0 | 1 | |
| | 7 | JXP- 6 | 4 | 0 | 4 | |
| | 8 | JXP- 7 | 5 | 0 | 5 | |
| | 9 | JXP- 8 | 5 | 0 | 5 | |
| | 10 | JXP- 9 | 2 | 0 | 2 | |
| | 11 | JXP- 10 | 2 | 0 | 2 | |
| | 12 | JXP- 11 | 4 | 1 | 5 | |
| | 14 | JXP- 13 | 2 | 0 | 2 | |
| | 15 | JXP- 14 | 1 | 0 | 1 | |
| | 16 | JXP- 15 | 1 | 1 | 2 | |
| | Fwd Pads - Bank 4 | 1 | NODE | 1 | 4 | 5 |
| Ret Pads - Bank 1 | 1 | JXP- 0 | 10 | 0 | 10 | |
| | 2 | JXP- 1 | 1 | 0 | 1 | |
| | 4 | JXP- 3 | 2 | 0 | 2 | |
| | 5 | JXP- 4 | 6 | 0 | 6 | |
| | 6 | JXP- 5 | 3 | 1 | 4 | |
| | 7 | JXP- 6 | 2 | 0 | 2 | |

| | | | | | |
|-------------------|----|-----------------|----|---|----|
| | 9 | JXP- 8 | 4 | 0 | 4 |
| | 10 | JXP- 9 | 2 | 1 | 3 |
| | 11 | JXP- 10 | 1 | 0 | 1 |
| | 12 | JXP- 11 | 0 | 1 | 1 |
| | 13 | JXP- 12 | 3 | 0 | 3 |
| | 16 | JXP- 15 | 1 | 0 | 1 |
| Ret Pads - Bank 4 | 1 | NODE | 1 | 4 | 5 |
| Fwd EQs - Bank 1 | 6 | SC-EQ-750- SC-5 | 1 | 0 | 1 |
| | 8 | SC-EQ-750- SC-3 | 1 | 0 | 1 |
| | 10 | SC-EQ-750- SC-1 | 1 | 1 | 2 |
| | 11 | SC-EQ-750- 0 | 5 | 0 | 5 |
| | 12 | SC-EQ-750- 2 | 10 | 1 | 11 |
| | 13 | SC-EQ-750- 4 | 6 | 0 | 6 |
| | 14 | SC-EQ-750- 6 | 7 | 0 | 7 |
| | 15 | SC-EQ-750- 8 | 1 | 0 | 1 |
| | 16 | SC-EQ-750- 10 | 1 | 0 | 1 |
| | 17 | SC-EQ-750- 12 | 2 | 1 | 3 |
| Ret EQs - Bank 1 | 1 | SEE-40- 0 | 16 | 2 | 18 |
| | 2 | SEE-40- 2 | 14 | 1 | 15 |
| | 3 | SEE-40- 4 | 4 | 0 | 4 |
| | 4 | SEE-40- 6 | 1 | 0 | 1 |
| FeederMakers | 1 | | 1 | 0 | 1 |
| Inline EQs | 2 | | 1 | 1 | 2 |
| | 3 | | 0 | 2 | 2 |
| | 4 | EX ST SPLICE | 5 | 1 | 6 |
| | 5 | NEW ST SPLICE | 1 | 1 | 2 |
| 2-Port Taps | 2 | FFT2-20K | 1 | 1 | 2 |
| | 4 | FFT2-14K | 5 | 1 | 6 |
| | 5 | FFT2-10K | 11 | 1 | 12 |
| | 6 | FFT2-7K | 8 | 2 | 10 |
| | 7 | FFT2-4TK | 12 | 3 | 15 |
| 4-Port Taps | 1 | FFT4-23K | 7 | 0 | 7 |
| | 2 | FFT4-20K | 11 | 1 | 12 |
| | 3 | FFT4-17K | 22 | 4 | 26 |
| | 4 | FFT4-14K | 15 | 4 | 19 |
| | 5 | FFT4-10K | 26 | 4 | 30 |
| | 6 | FFT4-7TK | 12 | 2 | 14 |
| 8-Port Taps | 1 | FFT8-23K | 11 | 1 | 12 |
| | 2 | FFT8-20K | 9 | 1 | 10 |
| | 3 | FFT8-17K | 11 | 1 | 12 |
| | 4 | FFT8-14K | 9 | 0 | 9 |
| | 5 | FFT8-10TK | 2 | 0 | 2 |
| Couplers | 1 | LPI100 | 5 | 0 | 5 |
| | 2 | LLS102 | 7 | 2 | 9 |
| | 3 | LLS103 | 4 | 0 | 4 |
| | 4 | LDC108 | 8 | 0 | 8 |
| | 5 | LDC112 | 4 | 2 | 6 |

| | | | | | |
|-------------------|----|--------------------|-------|------|-------|
| | 6 | LDC116 | 1 | 0 | 1 |
| | 11 | JUMPER | 70 | 30 | 100 |
| | 12 | MBD-SPLT | 3 | 0 | 3 |
| | 13 | MBD-DC10 | 5 | 0 | 5 |
| Power Supplies | 1 | XM 9015 | 4 | 0 | 4 |
| Miscellaneous | 1 | HTH Conn. | 93 | 13 | 106 |
| | 2 | Splice | 0 | 2 | 2 |
| | 3 | Term | 27 | 7 | 34 |
| | 7 | SBH-1022 | 0 | 27 | 27 |
| | 8 | SBH-1432 | 0 | 3 | 3 |
| General BOM Info. | | Housecount | 1015 | 211 | 1226 |
| | | Ports | 782 | 100 | 882 |
| | | Non-MDU Housecount | 540 | 1 | 541 |
| | | MDU Housecount | 475 | 210 | 685 |
| | | MDU Tap Ports | 92 | 46 | 138 |
| | | MDU Tap Ports Used | 41 | 35 | 76 |
| | | COM Housecount | 0 | 0 | 0 |
| | | COM Tap Ports | 0 | 0 | 0 |
| | | COM Tap Ports Used | 0 | 0 | 0 |
| | | Drop Sp. Ports | 0 | 0 | 0 |
| | | Non-Design HC | 0 | 0 | 0 |
| | | Trunk Amps | 20 | 2 | 22 |
| | | Line Extenders | 15 | 1 | 16 |
| | | Equalizers | 7 | 5 | 12 |
| | | Taps (2-Port) | 37 | 8 | 45 |
| | | Taps (4-Port) | 93 | 15 | 108 |
| | | Taps (6-Port) | 0 | 0 | 0 |
| | | Taps (8-Port) | 42 | 3 | 45 |
| | | Taps (total) | 172 | 26 | 198 |
| | | 2-Way Couplers | 55 | 6 | 61 |
| | | 3-Way Couplers | 4 | 0 | 4 |
| | | Strand/Trench | 20938 | 3502 | 24440 |
| | | Poles Used | 192 | 0 | 192 |
| Cables | 0 | EX QR715-AR | 20637 | 0 | 20637 |
| | | 100 Series | 6502 | 0 | 6502 |
| | | 400 Series | 301 | 0 | 301 |
| | | Total EX QR715-AR | 27440 | 0 | 27440 |
| | 1 | EX QR715-UG | 0 | 3502 | 3502 |
| | | 100 Series | 0 | 404 | 404 |
| | | Total EX QR715-UG | 0 | 3906 | 3906 |
| | 11 | 100 Series | 0 | 28 | 28 |
| | | Total NW QR715-UG | 0 | 28 | 28 |
| Connectors | 0 | QR 715 P-T | 404 | 0 | 404 |
| | 1 | QR 715 P-T | 0 | 50 | 50 |
| | 11 | QR 715 P-T | 0 | 4 | 4 |
| | 17 | RG 11 P-T | 0 | 56 | 56 |

Equipment For Network file: NW-39.

Parameters: TACOMA-750
 Actives: TACOMA-750
 Taps: TACOMA-750
 Couplers: TACOMA-750
 Cables: TACOMA-750

| Equipment type | Line # | Part Number | Ae - p1 | UG - p1 | Total - p1 | |
|-------------------|--------------|----------------|------------|---------|------------|----|
| Actives | 1 | BLE 750-SH | 8 | 2 | 10 | |
| | 2 | BLE 750-SH | 7 | 5 | 12 | |
| | 3 | BLE 750-SH | 0 | 1 | 1 | |
| | 13 | MB 750-SH | 7 | 4 | 11 | |
| | 14 | MB 750-SH | 4 | 2 | 6 | |
| | 15 | MB 750-SH | 1 | 1 | 2 | |
| | 24 | CWS MB 750-SH | 0 | 1 | 1 | |
| | 32 | Stargate 2000 | 2 | 0 | 2 | |
| | 42 | BLE100-HSXH-F | 1 | 0 | 1 | |
| | 47 | MB100S-2HSXH-F | 0 | 3 | 3 | |
| | 48 | MB100S-2HSXH-F | 0 | 3 | 3 | |
| | 49 | MB100S-2HSXH-F | 0 | 1 | 1 | |
| | Reserve Gain | 1 | BLE-750 AR | 8 | 2 | 10 |
| | | 2 | BLE-750 AR | 7 | 5 | 12 |
| 3 | | BLE-750 AR | 0 | 1 | 1 | |
| 13 | | MB-750 AR | 7 | 4 | 11 | |
| 14 | | MB-750 AR | 4 | 2 | 6 | |
| 15 | | MB-750 AR | 1 | 1 | 2 | |
| 24 | | MB-750 UG | 0 | 1 | 1 | |
| 32 | | Stargate 2000 | 2 | 0 | 2 | |
| 42 | | | 1 | 0 | 1 | |
| 47 | | | 0 | 3 | 3 | |
| 48 | | | 0 | 3 | 3 | |
| 49 | | | 0 | 1 | 1 | |
| Fwd Pads - Bank 1 | | 1 | JXP- 0 | 5 | 2 | 7 |
| | | 2 | JXP- 1 | 1 | 2 | 3 |
| | 3 | JXP- 2 | 1 | 1 | 2 | |
| | 4 | JXP- 3 | 2 | 0 | 2 | |
| | 5 | JXP- 4 | 2 | 3 | 5 | |
| | 6 | JXP- 5 | 5 | 0 | 5 | |
| | 7 | JXP- 6 | 1 | 2 | 3 | |
| | 8 | JXP- 7 | 2 | 1 | 3 | |
| | 9 | JXP- 8 | 4 | 2 | 6 | |
| | 10 | JXP- 9 | 2 | 2 | 4 | |
| | 11 | JXP- 10 | 2 | 1 | 3 | |
| | 12 | JXP- 11 | 0 | 3 | 3 | |
| | 13 | JXP- 12 | 0 | 1 | 1 | |
| | 14 | JXP- 13 | 0 | 1 | 1 | |

| | | | | | |
|-------------------|----|-----------------|----|----|----|
| | 15 | JXP- 14 | 1 | 0 | 1 |
| | 16 | JXP- 15 | 2 | 2 | 4 |
| Fwd Pads - Bank 4 | 1 | NODE | 7 | 9 | 16 |
| Ret Pads - Bank 1 | 1 | JXP- 0 | 5 | 2 | 7 |
| | 2 | JXP- 1 | 0 | 1 | 1 |
| | 3 | JXP- 2 | 2 | 0 | 2 |
| | 4 | JXP- 3 | 5 | 0 | 5 |
| | 5 | JXP- 4 | 2 | 2 | 4 |
| | 6 | JXP- 5 | 5 | 2 | 7 |
| | 7 | JXP- 6 | 2 | 3 | 5 |
| | 8 | JXP- 7 | 0 | 1 | 1 |
| | 9 | JXP- 8 | 2 | 4 | 6 |
| | 10 | JXP- 9 | 2 | 1 | 3 |
| | 11 | JXP- 10 | 1 | 3 | 4 |
| | 12 | JXP- 11 | 0 | 2 | 2 |
| | 13 | JXP- 12 | 1 | 0 | 1 |
| | 14 | JXP- 13 | 0 | 1 | 1 |
| | 15 | JXP- 14 | 1 | 1 | 2 |
| | 16 | JXP- 15 | 2 | 0 | 2 |
| Ret Pads - Bank 4 | 1 | NODE | 6 | 9 | 15 |
| Fwd EQs - Bank 1 | 7 | SC-EQ-750- SC-4 | 0 | 3 | 3 |
| | 9 | SC-EQ-750- SC-2 | 1 | 1 | 2 |
| | 10 | SC-EQ-750- SC-1 | 1 | 1 | 2 |
| | 11 | SC-EQ-750- 0 | 2 | 2 | 4 |
| | 12 | SC-EQ-750- 2 | 6 | 5 | 11 |
| | 13 | SC-EQ-750- 4 | 5 | 2 | 7 |
| | 14 | SC-EQ-750- 6 | 6 | 5 | 11 |
| | 15 | SC-EQ-750- 8 | 4 | 2 | 6 |
| | 16 | SC-EQ-750- 10 | 2 | 1 | 3 |
| | 17 | SC-EQ-750- 12 | 1 | 0 | 1 |
| | 18 | SC-EQ-750- 14 | 1 | 0 | 1 |
| | 19 | SC-EQ-750- 16 | 0 | 1 | 1 |
| | 22 | SC-EQ-750- 22 | 1 | 0 | 1 |
| Ret EQs - Bank 1 | 1 | SEE-40- 0 | 5 | 2 | 7 |
| | 2 | SEE-40- 2 | 22 | 20 | 42 |
| | 3 | SEE-40- 4 | 3 | 1 | 4 |
| Feeder makers | 1 | | 1 | 0 | 1 |
| Inline EQs | 2 | | 1 | 0 | 1 |
| | 3 | | 0 | 2 | 2 |
| | 4 | EX ST SPLICE | 4 | 2 | 6 |
| | 6 | EX BL SPLICE | 0 | 5 | 5 |
| | 7 | NEW BL SPLICE | 1 | 1 | 2 |
| | 10 | MNX-A-4 FILTER | 0 | 1 | 1 |
| 2-Port Taps | 1 | FFT2-23K | 1 | 1 | 2 |
| | 2 | FFT2-20K | 2 | 2 | 4 |
| | 3 | FFT2-17K | 1 | 1 | 2 |
| | 4 | FFT2-14K | 4 | 3 | 7 |

| | | | | | |
|-------------------|----|--------------------|-----|-----|------|
| | 5 | FFT2-10K | 8 | 4 | 12 |
| | 6 | FFT2-7K | 8 | 6 | 14 |
| | 7 | FFT2-4TK | 9 | 6 | 15 |
| 4-Port Taps | 1 | FFT4-23K | 5 | 0 | 5 |
| | 2 | FFT4-20K | 16 | 1 | 17 |
| | 3 | FFT4-17K | 9 | 2 | 11 |
| | 4 | FFT4-14K | 18 | 2 | 20 |
| | 5 | FFT4-10K | 20 | 8 | 28 |
| | 6 | FFT4-7TK | 8 | 10 | 18 |
| 8-Port Taps | 1 | FFT8-23K | 3 | 3 | 6 |
| | 2 | FFT8-20K | 6 | 9 | 15 |
| | 3 | FFT8-17K | 8 | 8 | 16 |
| | 4 | FFT8-14K | 6 | 9 | 15 |
| | 5 | FFT8-10TK | 5 | 6 | 11 |
| Couplers | 1 | LPI100 | 8 | 6 | 14 |
| | 2 | LLS102 | 7 | 9 | 16 |
| | 3 | LLS103 | 6 | 4 | 10 |
| | 4 | LDC108 | 13 | 5 | 18 |
| | 5 | LDC112 | 4 | 3 | 7 |
| | 11 | JUMPER | 45 | 16 | 61 |
| | 12 | MBD-SPLT | 1 | 2 | 3 |
| | 13 | MBD-DC10 | 4 | 1 | 5 |
| | 14 | MBD-DC8 | 0 | 2 | 2 |
| | 20 | APT 3 WAY | 0 | 3 | 3 |
| Power Supplies | 1 | XM 9015 | 4 | 0 | 4 |
| Miscellaneous | 1 | HTH Conn. | 72 | 71 | 143 |
| | 2 | Splice | 1 | 5 | 6 |
| | 3 | Term | 29 | 34 | 63 |
| | 7 | SBH-1022 | 0 | 58 | 58 |
| | 8 | SBH-1432 | 0 | 24 | 24 |
| | 9 | PS6 | 0 | 1 | 1 |
| General BOM Info. | | Housecount | 679 | 599 | 1278 |
| | | Ports | 594 | 418 | 1012 |
| | | Non-MDU Housecount | 424 | 369 | 793 |
| | | MDU Housecount | 255 | 230 | 485 |
| | | MDU Tap Ports | 28 | 80 | 108 |
| | | MDU Tap Ports Used | 22 | 10 | 32 |
| | | COM Housecount | 0 | 0 | 0 |
| | | COM Tap Ports | 0 | 0 | 0 |
| | | COM Tap Ports Used | 0 | 0 | 0 |
| | | Drop Sp. Ports | 0 | 3 | 3 |
| | | Non-Design HC | 0 | 0 | 0 |
| | | Trunk Amps | 15 | 15 | 30 |
| | | Line Extenders | 15 | 8 | 23 |
| | | Equalizers | 6 | 11 | 17 |
| | | Taps (2-Port) | 33 | 23 | 56 |
| | | Taps (4-Port) | 76 | 23 | 99 |

| | | | | | |
|------------|----|-------------------|-------|-------|-------|
| | | Taps (6-Port) | 0 | 0 | 0 |
| | | Taps (8-Port) | 28 | 35 | 63 |
| | | Taps (total) | 137 | 81 | 218 |
| | | 2-Way Couplers | 53 | 44 | 97 |
| | | 3-Way Couplers | 6 | 4 | 10 |
| | | Strand/Trench | 21301 | 12792 | 34093 |
| | | Poles Used | 177 | 0 | 177 |
| Cables | 0 | EX QR715-AR | 21149 | 0 | 21149 |
| | | 100 Series | 8192 | 0 | 8192 |
| | | 400 Series | 152 | 0 | 152 |
| | | Total EX QR715-AR | 29493 | 0 | 29493 |
| | 10 | 300 Series | 321 | 0 | 321 |
| | | Total NW QR715-AR | 321 | 0 | 321 |
| | 74 | 800 Series | 1 | 0 | 1 |
| | | Total | 1 | 0 | 1 |
| | 1 | EX QR715-UG | 0 | 11308 | 11308 |
| | | 100 Series | 0 | 573 | 573 |
| | | 200 Series | 0 | 1086 | 1086 |
| | | 400 Series | 0 | 280 | 280 |
| | | 500 Series | 0 | 56 | 56 |
| | | Total EX QR715-UG | 0 | 13303 | 13303 |
| | 7 | EX RG11-UG | 0 | 35 | 35 |
| | | 200 Series | 0 | 3 | 3 |
| | | Total EX RG11-UG | 0 | 38 | 38 |
| | 15 | NW QR320 UG | 0 | 80 | 80 |
| | | Total NW QR320 UG | 0 | 80 | 80 |
| Connectors | 0 | QR 715 P-T | 347 | 0 | 347 |
| | 10 | QR 715 P-T | 2 | 0 | 2 |
| | 1 | QR 715 P-T | 0 | 150 | 150 |
| | 7 | RG 11 P-T | 0 | 2 | 2 |
| | 9 | RG 6 P-T | 0 | 6 | 6 |
| | 15 | | 0 | 2 | 2 |

Equipment For Network file: NW-40.

Parameters: TACOMA-750
 Actives: TACOMA-750
 Taps: TACOMA-750
 Couplers: TACOMA-750
 Cables: TACOMA-750

| Equipment type | Line # | Part Number | Ae - p1 | UG - p1 | Total - p1 | |
|-------------------|-------------------|---------------|------------|---------|------------|----|
| Actives | 1 | BLE 750-SH | 8 | 2 | 10 | |
| | 13 | MB 750-SH | 6 | 0 | 6 | |
| | 14 | MB 750-SH | 3 | 3 | 6 | |
| | 15 | MB 750-SH | 7 | 0 | 7 | |
| | 16 | MB 750-SH | 3 | 0 | 3 | |
| | 32 | Stargate 2000 | 1 | 0 | 1 | |
| | 42 | BLE100-HSXH-F | 1 | 0 | 1 | |
| | Reserve Gain | 1 | BLE-750 AR | 8 | 2 | 10 |
| 13 | | MB-750 AR | 6 | 0 | 6 | |
| 14 | | MB-750 AR | 3 | 3 | 6 | |
| 15 | | MB-750 AR | 7 | 0 | 7 | |
| 16 | | MB-750 AR | 3 | 0 | 3 | |
| 32 | | Stargate 2000 | 1 | 0 | 1 | |
| 42 | | | 1 | 0 | 1 | |
| Fwd Pads - Bank 1 | | 1 | JXP- 0 | 2 | 0 | 2 |
| | 2 | JXP- 1 | 2 | 0 | 2 | |
| | 3 | JXP- 2 | 1 | 0 | 1 | |
| | 4 | JXP- 3 | 1 | 0 | 1 | |
| | 5 | JXP- 4 | 2 | 1 | 3 | |
| | 6 | JXP- 5 | 3 | 0 | 3 | |
| | 7 | JXP- 6 | 1 | 0 | 1 | |
| | 8 | JXP- 7 | 4 | 2 | 6 | |
| | 9 | JXP- 8 | 4 | 1 | 5 | |
| | 11 | JXP- 10 | 1 | 1 | 2 | |
| | 12 | JXP- 11 | 3 | 0 | 3 | |
| | 13 | JXP- 12 | 2 | 0 | 2 | |
| | 14 | JXP- 13 | 1 | 0 | 1 | |
| | 16 | JXP- 15 | 2 | 0 | 2 | |
| | Ret Pads - Bank 1 | 1 | JXP- 0 | 5 | 0 | 5 |
| | | 2 | JXP- 1 | 1 | 0 | 1 |
| 3 | | JXP- 2 | 2 | 0 | 2 | |
| 4 | | JXP- 3 | 3 | 1 | 4 | |
| 5 | | JXP- 4 | 3 | 1 | 4 | |
| 6 | | JXP- 5 | 2 | 1 | 3 | |
| 7 | | JXP- 6 | 1 | 0 | 1 | |
| 8 | | JXP- 7 | 2 | 0 | 2 | |
| 9 | | JXP- 8 | 4 | 0 | 4 | |
| 10 | | JXP- 9 | 3 | 1 | 4 | |

| | | | | | |
|------------------|----|-----------------|----|----|----|
| | 11 | JXP- 10 | 1 | 0 | 1 |
| | 13 | JXP- 12 | 0 | 1 | 1 |
| | 16 | JXP- 15 | 2 | 0 | 2 |
| Fwd EQs - Bank 1 | 5 | SC-EQ-750- SC-6 | 0 | 1 | 1 |
| | 6 | SC-EQ-750- SC-5 | 0 | 1 | 1 |
| | 11 | SC-EQ-750- 0 | 5 | 0 | 5 |
| | 12 | SC-EQ-750- 2 | 8 | 1 | 9 |
| | 13 | SC-EQ-750- 4 | 6 | 0 | 6 |
| | 14 | SC-EQ-750- 6 | 5 | 1 | 6 |
| | 15 | SC-EQ-750- 8 | 1 | 0 | 1 |
| | 16 | SC-EQ-750- 10 | 3 | 1 | 4 |
| | 17 | SC-EQ-750- 12 | 1 | 0 | 1 |
| Ret EQs - Bank 1 | 1 | SEE-40- 0 | 4 | 2 | 6 |
| | 2 | SEE-40- 2 | 22 | 3 | 25 |
| | 3 | SEE-40- 4 | 3 | 0 | 3 |
| Feeder makers | 1 | | 1 | 0 | 1 |
| Inline EQs | 2 | | 1 | 3 | 4 |
| | 3 | | 1 | 1 | 2 |
| | 4 | EX ST SPLICE | 1 | 2 | 3 |
| 2-Port Taps | 2 | FFT2-20K | 1 | 0 | 1 |
| | 3 | FFT2-17K | 6 | 1 | 7 |
| | 4 | FFT2-14K | 5 | 0 | 5 |
| | 5 | FFT2-10K | 13 | 2 | 15 |
| | 6 | FFT2-7K | 11 | 5 | 16 |
| | 7 | FFT2-4TK | 12 | 3 | 15 |
| 4-Port Taps | 1 | FFT4-23K | 10 | 1 | 11 |
| | 2 | FFT4-20K | 15 | 1 | 16 |
| | 3 | FFT4-17K | 8 | 0 | 8 |
| | 4 | FFT4-14K | 21 | 1 | 22 |
| | 5 | FFT4-10K | 22 | 1 | 23 |
| | 6 | FFT4-7TK | 17 | 5 | 22 |
| 8-Port Taps | 1 | FFT8-23K | 10 | 0 | 10 |
| | 2 | FFT8-20K | 10 | 1 | 11 |
| | 3 | FFT8-17K | 13 | 3 | 16 |
| | 4 | FFT8-14K | 18 | 0 | 18 |
| | 5 | FFT8-10TK | 11 | 3 | 14 |
| Couplers | 1 | LPI100 | 3 | 2 | 5 |
| | 2 | LLS102 | 11 | 2 | 13 |
| | 3 | LLS103 | 5 | 0 | 5 |
| | 4 | LDC108 | 7 | 2 | 9 |
| | 5 | LDC112 | 2 | 4 | 6 |
| | 11 | JUMPER | 55 | 3 | 58 |
| | 12 | MBD-SPLT | 5 | 0 | 5 |
| | 13 | MBD-DC10 | 2 | 0 | 2 |
| | 15 | MBD-DC12 | 0 | 1 | 1 |
| Power Supplies | 1 | XM 9015 | 3 | 0 | 3 |
| Miscellaneous | 1 | HTH Conn. | 55 | 14 | 69 |

| | | | | | |
|-------------------|----|--------------------|-------|------|-------|
| | 2 | Splice | 2 | 4 | 6 |
| | 3 | Term | 18 | 6 | 24 |
| | 7 | SBH-1022 | 0 | 31 | 31 |
| | 8 | SBH-1432 | 0 | 6 | 6 |
| General BOM Info. | | Housecount | 910 | 213 | 1123 |
| | | Ports | 964 | 114 | 1078 |
| | | Non-MDU Housecount | 667 | 98 | 765 |
| | | MDU Housecount | 243 | 115 | 358 |
| | | MDU Tap Ports | 38 | 24 | 62 |
| | | MDU Tap Ports Used | 22 | 10 | 32 |
| | | COM Housecount | 0 | 0 | 0 |
| | | COM Tap Ports | 0 | 0 | 0 |
| | | COM Tap Ports Used | 0 | 0 | 0 |
| | | Drop Sp. Ports | 0 | 0 | 0 |
| | | Non-Design HC | 0 | 0 | 0 |
| | | Trunk Amps | 21 | 3 | 24 |
| | | Line Extenders | 8 | 2 | 10 |
| | | Equalizers | 3 | 6 | 9 |
| | | Taps (2-Port) | 48 | 11 | 59 |
| | | Taps (4-Port) | 93 | 9 | 102 |
| | | Taps (6-Port) | 0 | 0 | 0 |
| | | Taps (8-Port) | 62 | 7 | 69 |
| | | Taps (total) | 203 | 27 | 230 |
| | | 2-Way Couplers | 53 | 14 | 67 |
| | | 3-Way Couplers | 5 | 0 | 5 |
| | | Strand/Trench | 34078 | 6127 | 40205 |
| | | Poles Used | 277 | 0 | 277 |
| Cables | 0 | EX QR715-AR | 32913 | 0 | 32913 |
| | | 100 Series | 6466 | 0 | 6466 |
| | | 400 Series | 514 | 0 | 514 |
| | | Total EX QR715-AR | 39893 | 0 | 39893 |
| | 4 | EX QR320 AR | 651 | 0 | 651 |
| | | 100 Series | 106 | 0 | 106 |
| | | Total EX QR320 AR | 757 | 0 | 757 |
| | 1 | EX QR715-UG | 0 | 5742 | 5742 |
| | | 100 Series | 0 | 942 | 942 |
| | | 400 Series | 0 | 205 | 205 |
| | | 500 Series | 0 | 31 | 31 |
| | | Total EX QR715-UG | 0 | 6920 | 6920 |
| | 11 | NW QR715-UG | 0 | 180 | 180 |
| | | Total NW QR715-UG | 0 | 180 | 180 |
| Connectors | 0 | QR 715 P-T | 468 | 0 | 468 |
| | 4 | | 22 | 0 | 22 |
| | 1 | QR 715 P-T | 0 | 75 | 75 |
| | 11 | QR 715 P-T | 0 | 2 | 2 |

Equipment For Network file: NW-41.

Parameters: TACOMA-750
 Actives: TACOMA-750
 Taps: TACOMA-750
 Couplers: TACOMA-750
 Cables: TACOMA-750

| Equipment type | Line # | Part Number | Ae - p1 | UG - p1 | Total - p1 | |
|-------------------|-------------------|---------------|---------|---------|------------|---|
| Actives | 1 | BLE 750-SH | 9 | 0 | 9 | |
| | 2 | BLE 750-SH | 4 | 0 | 4 | |
| | 13 | MB 750-SH | 12 | 0 | 12 | |
| | 14 | MB 750-SH | 9 | 0 | 9 | |
| | 15 | MB 750-SH | 4 | 0 | 4 | |
| | 32 | Stargate 2000 | 1 | 0 | 1 | |
| Reserve Gain | 1 | BLE-750 AR | 9 | 0 | 9 | |
| | 2 | BLE-750 AR | 4 | 0 | 4 | |
| | 13 | MB-750 AR | 12 | 0 | 12 | |
| | 14 | MB-750 AR | 9 | 0 | 9 | |
| | 15 | MB-750 AR | 4 | 0 | 4 | |
| | 32 | Stargate 2000 | 1 | 0 | 1 | |
| Fwd Pads - Bank 1 | 1 | JXP- 0 | 6 | 0 | 6 | |
| | 2 | JXP- 1 | 1 | 0 | 1 | |
| | 3 | JXP- 2 | 3 | 0 | 3 | |
| | 4 | JXP- 3 | 1 | 0 | 1 | |
| | 5 | JXP- 4 | 7 | 0 | 7 | |
| | 6 | JXP- 5 | 1 | 0 | 1 | |
| | 7 | JXP- 6 | 3 | 0 | 3 | |
| | 8 | JXP- 7 | 2 | 0 | 2 | |
| | 9 | JXP- 8 | 3 | 0 | 3 | |
| | 10 | JXP- 9 | 5 | 0 | 5 | |
| | 11 | JXP- 10 | 2 | 0 | 2 | |
| | 12 | JXP- 11 | 2 | 0 | 2 | |
| | 15 | JXP- 14 | 1 | 0 | 1 | |
| | 16 | JXP- 15 | 2 | 0 | 2 | |
| | Ret Pads - Bank 1 | 1 | JXP- 0 | 4 | 0 | 4 |
| | | 2 | JXP- 1 | 6 | 0 | 6 |
| 3 | | JXP- 2 | 2 | 0 | 2 | |
| 4 | | JXP- 3 | 3 | 0 | 3 | |
| 5 | | JXP- 4 | 2 | 0 | 2 | |
| 6 | | JXP- 5 | 5 | 0 | 5 | |
| 8 | | JXP- 7 | 1 | 0 | 1 | |
| 9 | | JXP- 8 | 7 | 0 | 7 | |
| 10 | | JXP- 9 | 3 | 0 | 3 | |
| 11 | | JXP- 10 | 1 | 0 | 1 | |
| 12 | | JXP- 11 | 2 | 0 | 2 | |
| 14 | | JXP- 13 | 2 | 0 | 2 | |

| | | | | | |
|-------------------|----|--------------------|------|----|------|
| | 16 | JXP- 15 | 1 | 0 | 1 |
| Fwd EQs - Bank 1 | 10 | SC-EQ-750- SC-1 | 1 | 0 | 1 |
| | 11 | SC-EQ-750- 0 | 2 | 0 | 2 |
| | 12 | SC-EQ-750- 2 | 2 | 0 | 2 |
| | 13 | SC-EQ-750- 4 | 6 | 0 | 6 |
| | 14 | SC-EQ-750- 6 | 8 | 0 | 8 |
| | 15 | SC-EQ-750- 8 | 12 | 0 | 12 |
| | 16 | SC-EQ-750- 10 | 5 | 0 | 5 |
| | 17 | SC-EQ-750- 12 | 2 | 0 | 2 |
| | 18 | SC-EQ-750- 14 | 1 | 0 | 1 |
| Ret EQs - Bank 1 | 2 | SEE-40- 2 | 23 | 0 | 23 |
| | 3 | SEE-40- 4 | 16 | 0 | 16 |
| Feeder makers | 1 | | 1 | 0 | 1 |
| 2-Port Taps | 3 | FFT2-17K | 7 | 0 | 7 |
| | 4 | FFT2-14K | 9 | 0 | 9 |
| | 5 | FFT2-10K | 11 | 0 | 11 |
| | 6 | FFT2-7K | 2 | 1 | 3 |
| | 7 | FFT2-4TK | 15 | 1 | 16 |
| 4-Port Taps | 1 | FFT4-23K | 25 | 0 | 25 |
| | 2 | FFT4-20K | 36 | 0 | 36 |
| | 3 | FFT4-17K | 23 | 0 | 23 |
| | 4 | FFT4-14K | 30 | 0 | 30 |
| | 5 | FFT4-10K | 30 | 0 | 30 |
| | 6 | FFT4-7TK | 20 | 1 | 21 |
| 8-Port Taps | 1 | FFT8-23K | 11 | 0 | 11 |
| | 2 | FFT8-20K | 17 | 0 | 17 |
| | 3 | FFT8-17K | 24 | 0 | 24 |
| | 4 | FFT8-14K | 20 | 1 | 21 |
| | 5 | FFT8-10TK | 16 | 0 | 16 |
| Couplers | 1 | LPI100 | 5 | 0 | 5 |
| | 2 | LLS102 | 16 | 0 | 16 |
| | 3 | LLS103 | 7 | 0 | 7 |
| | 4 | LDC108 | 16 | 0 | 16 |
| | 5 | LDC112 | 3 | 1 | 4 |
| | 11 | JUMPER | 33 | 0 | 33 |
| | 12 | MBD-SPLT | 1 | 0 | 1 |
| | 13 | MBD-DC10 | 2 | 0 | 2 |
| Power Supplies | 1 | XM 9015 | 4 | 0 | 4 |
| Miscellaneous | 1 | HTH Conn. | 71 | 1 | 72 |
| | 2 | Splice | 2 | 0 | 2 |
| | 3 | Term | 27 | 2 | 29 |
| | 7 | SBH-1022 | 0 | 4 | 4 |
| General BOM Info. | | Housecount | 1078 | 86 | 1164 |
| | | Ports | 1448 | 16 | 1464 |
| | | Non-MDU Housecount | 1064 | 8 | 1072 |
| | | MDU Housecount | 14 | 78 | 92 |
| | | MDU Tap Ports | 4 | 4 | 8 |

| | | | | | |
|------------|----|--------------------|-------|-----|-------|
| | | MDU Tap Ports Used | 3 | 3 | 6 |
| | | COM Housecount | 0 | 0 | 0 |
| | | COM Tap Ports | 0 | 0 | 0 |
| | | COM Tap Ports Used | 0 | 0 | 0 |
| | | Drop Sp. Ports | 0 | 0 | 0 |
| | | Non-Design HC | 0 | 0 | 0 |
| | | Trunk Amps | 26 | 0 | 26 |
| | | Line Extenders | 13 | 0 | 13 |
| | | Equalizers | 0 | 0 | 0 |
| | | Taps (2-Port) | 44 | 2 | 46 |
| | | Taps (4-Port) | 164 | 1 | 165 |
| | | Taps (6-Port) | 0 | 0 | 0 |
| | | Taps (8-Port) | 88 | 1 | 89 |
| | | Taps (total) | 296 | 4 | 300 |
| | | 2-Way Couplers | 70 | 1 | 71 |
| | | 3-Way Couplers | 7 | 0 | 7 |
| | | Strand/Trench | 41907 | 934 | 42841 |
| | | Poles Used | 344 | 0 | 344 |
| Cables | 0 | EX QR715-AR | 39921 | 0 | 39921 |
| | | 100 Series | 12329 | 0 | 12329 |
| | | 400 Series | 1181 | 0 | 1181 |
| | | Total EX QR715-AR | 53431 | 0 | 53431 |
| | 10 | NW QR715-AR | 805 | 0 | 805 |
| | | 100 Series | 1230 | 0 | 1230 |
| | | 300 Series | 806 | 0 | 806 |
| | | Total NW QR715-AR | 2841 | 0 | 2841 |
| | 1 | EX QR715-UG | 0 | 506 | 506 |
| | | 400 Series | 0 | 428 | 428 |
| | | 500 Series | 0 | 62 | 62 |
| | | Total EX QR715-UG | 0 | 996 | 996 |
| Connectors | 0 | QR 715 P-T | 611 | 0 | 611 |
| | 10 | QR 715 P-T | 34 | 0 | 34 |
| | 1 | QR 715 P-T | 0 | 9 | 9 |

Equipment For Network file: NW-42.

Parameters: TACOMA-750
 Actives: TACOMA-750
 Taps: TACOMA-750
 Couplers: TACOMA-750
 Cables: TACOMA-750

| Equipment type | Line # | Part Number | Ae - p1 | UG - p1 | Total - p1 |
|-------------------|--------------|----------------|------------|---------|------------|
| Actives | 1 | BLE 750-SH | 12 | 0 | 12 |
| | 2 | BLE 750-SH | 2 | 0 | 2 |
| | 13 | MB 750-SH | 5 | 3 | 8 |
| | 14 | MB 750-SH | 5 | 2 | 7 |
| | 15 | MB 750-SH | 2 | 2 | 4 |
| | 16 | MB 750-SH | 2 | 0 | 2 |
| | 32 | Stargate 2000 | 1 | 0 | 1 |
| | 42 | BLE100-HSXH-F | 1 | 0 | 1 |
| | 47 | MB100S-2HSXH-F | 1 | 3 | 4 |
| | Reserve Gain | 1 | BLE-750 AR | 12 | 0 |
| 2 | | BLE-750 AR | 2 | 0 | 2 |
| 13 | | MB-750 AR | 5 | 3 | 8 |
| 14 | | MB-750 AR | 5 | 2 | 7 |
| 15 | | MB-750 AR | 2 | 2 | 4 |
| 16 | | MB-750 AR | 2 | 0 | 2 |
| 32 | | Stargate 2000 | 1 | 0 | 1 |
| 42 | | | 1 | 0 | 1 |
| Fwd Pads - Bank 1 | 1 | JXP- 0 | 5 | 3 | 8 |
| | 2 | JXP- 1 | 2 | 2 | 4 |
| | 3 | JXP- 2 | 3 | 2 | 5 |
| | 4 | JXP- 3 | 3 | 1 | 4 |
| | 5 | JXP- 4 | 3 | 0 | 3 |
| | 6 | JXP- 5 | 2 | 0 | 2 |
| | 7 | JXP- 6 | 1 | 0 | 1 |
| | 8 | JXP- 7 | 1 | 0 | 1 |
| | 9 | JXP- 8 | 2 | 0 | 2 |
| | 10 | JXP- 9 | 1 | 1 | 2 |
| | 11 | JXP- 10 | 3 | 0 | 3 |
| | 12 | JXP- 11 | 2 | 0 | 2 |
| | 13 | JXP- 12 | 1 | 0 | 1 |
| | 14 | JXP- 13 | 1 | 1 | 2 |
| | 15 | JXP- 14 | 1 | 0 | 1 |
| Fwd Pads - Bank 4 | 1 | NODE | 4 | 5 | 9 |
| Ret Pads - Bank 1 | 1 | JXP- 0 | 6 | 2 | 8 |
| | 2 | JXP- 1 | 2 | 0 | 2 |
| | 3 | JXP- 2 | 0 | 1 | 1 |
| | 4 | JXP- 3 | 2 | 2 | 4 |

| | | | | | |
|-------------------|----|-----------------|----|---|----|
| | 5 | JXP- 4 | 3 | 1 | 4 |
| | 6 | JXP- 5 | 2 | 0 | 2 |
| | 7 | JXP- 6 | 3 | 0 | 3 |
| | 9 | JXP- 8 | 3 | 1 | 4 |
| | 10 | JXP- 9 | 4 | 1 | 5 |
| | 11 | JXP- 10 | 2 | 0 | 2 |
| | 12 | JXP- 11 | 1 | 2 | 3 |
| | 13 | JXP- 12 | 1 | 0 | 1 |
| | 14 | JXP- 13 | 1 | 0 | 1 |
| | 16 | JXP- 15 | 1 | 0 | 1 |
| Ret Pads - Bank 4 | 1 | NODE | 4 | 5 | 9 |
| Fwd EQs - Bank 1 | 7 | SC-EQ-750- SC-4 | 1 | 0 | 1 |
| | 9 | SC-EQ-750- SC-2 | 1 | 0 | 1 |
| | 10 | SC-EQ-750- SC-1 | 1 | 0 | 1 |
| | 11 | SC-EQ-750- 0 | 2 | 0 | 2 |
| | 12 | SC-EQ-750- 2 | 4 | 1 | 5 |
| | 13 | SC-EQ-750- 4 | 4 | 2 | 6 |
| | 14 | SC-EQ-750- 6 | 7 | 1 | 8 |
| | 15 | SC-EQ-750- 8 | 2 | 2 | 4 |
| | 16 | SC-EQ-750- 10 | 4 | 1 | 5 |
| | 17 | SC-EQ-750- 12 | 3 | 1 | 4 |
| | 18 | SC-EQ-750- 14 | 1 | 0 | 1 |
| | 19 | SC-EQ-750- 16 | 1 | 1 | 2 |
| | 20 | SC-EQ-750- 18 | 0 | 1 | 1 |
| Ret EQs - Bank 1 | 1 | SEE-40- 0 | 2 | 0 | 2 |
| | 2 | SEE-40- 2 | 22 | 2 | 24 |
| | 3 | SEE-40- 4 | 7 | 6 | 13 |
| | 4 | SEE-40- 6 | 0 | 2 | 2 |
| FeederMakers | 1 | | 1 | 0 | 1 |
| Inline EQs | 2 | | 2 | 2 | 4 |
| | 3 | | 0 | 5 | 5 |
| | 4 | EX ST SPLICE | 1 | 3 | 4 |
| | 6 | EX BL SPLICE | 0 | 1 | 1 |
| | 7 | NEW BL SPLICE | 1 | 6 | 7 |
| 2-Port Taps | 1 | FFT2-23K | 1 | 0 | 1 |
| | 2 | FFT2-20K | 2 | 1 | 3 |
| | 3 | FFT2-17K | 7 | 1 | 8 |
| | 4 | FFT2-14K | 19 | 4 | 23 |
| | 5 | FFT2-10K | 17 | 3 | 20 |
| | 6 | FFT2-7K | 6 | 1 | 7 |
| | 7 | FFT2-4TK | 22 | 8 | 30 |
| 4-Port Taps | 1 | FFT4-23K | 11 | 0 | 11 |
| | 2 | FFT4-20K | 14 | 1 | 15 |
| | 3 | FFT4-17K | 12 | 1 | 13 |
| | 4 | FFT4-14K | 14 | 1 | 15 |
| | 5 | FFT4-10K | 28 | 2 | 30 |
| | 6 | FFT4-7TK | 18 | 7 | 25 |

| | | | | | |
|-------------------|----|--------------------|-------|-------|-------|
| 8-Port Taps | 1 | FFT8-23K | 3 | 2 | 5 |
| | 2 | FFT8-20K | 5 | 2 | 7 |
| | 3 | FFT8-17K | 4 | 7 | 11 |
| | 4 | FFT8-14K | 1 | 7 | 8 |
| | 5 | FFT8-10TK | 2 | 8 | 10 |
| Couplers | 1 | LPI100 | 4 | 0 | 4 |
| | 2 | LLS102 | 13 | 2 | 15 |
| | 3 | LLS103 | 11 | 1 | 12 |
| | 4 | LDC108 | 9 | 1 | 10 |
| | 5 | LDC112 | 2 | 1 | 3 |
| | 11 | JUMPER | 35 | 74 | 109 |
| | 12 | MBD-SPLT | 6 | 2 | 8 |
| | 13 | MBD-DC10 | 0 | 2 | 2 |
| Power Supplies | 1 | XM 9015 | 4 | 0 | 4 |
| Miscellaneous | 1 | HTH Conn. | 55 | 20 | 75 |
| | 2 | Splice | 0 | 3 | 3 |
| | 3 | Term | 22 | 6 | 28 |
| | 7 | SBH-1022 | 0 | 63 | 63 |
| | 8 | SBH-1432 | 0 | 10 | 10 |
| General BOM Info. | | Housecount | 557 | 220 | 777 |
| | | Ports | 656 | 292 | 948 |
| | | Non-MDU Housecount | 359 | 93 | 452 |
| | | MDU Housecount | 198 | 127 | 325 |
| | | MDU Tap Ports | 6 | 126 | 132 |
| | | MDU Tap Ports Used | 11 | 67 | 78 |
| | | COM Housecount | 0 | 0 | 0 |
| | | COM Tap Ports | 0 | 0 | 0 |
| | | COM Tap Ports Used | 0 | 0 | 0 |
| | | Drop Sp. Ports | 0 | 0 | 0 |
| | | Non-Design HC | 0 | 0 | 0 |
| | | Trunk Amps | 17 | 10 | 27 |
| | | Line Extenders | 14 | 0 | 14 |
| | | Equalizers | 4 | 17 | 21 |
| | | Taps (2-Port) | 74 | 18 | 92 |
| | | Taps (4-Port) | 97 | 12 | 109 |
| | | Taps (6-Port) | 0 | 0 | 0 |
| | | Taps (8-Port) | 15 | 26 | 41 |
| | | Taps (total) | 186 | 56 | 242 |
| | | 2-Way Couplers | 55 | 18 | 73 |
| | | 3-Way Couplers | 11 | 1 | 12 |
| | | Strand/Trench | 38235 | 16524 | 54759 |
| | | Poles Used | 328 | 0 | 328 |
| Cables | 0 | EX QR715-AR | 37639 | 0 | 37639 |
| | | 100 Series | 10780 | 0 | 10780 |
| | | 400 Series | 596 | 0 | 596 |
| | | Total EX QR715-AR | 49015 | 0 | 49015 |
| | 1 | EX QR715-UG | 0 | 13441 | 13441 |

| | | | | | |
|------------|----|-------------------|-----|-------|-------|
| | | 100 Series | 0 | 2426 | 2426 |
| | | 200 Series | 0 | 138 | 138 |
| | | 400 Series | 0 | 355 | 355 |
| | | 500 Series | 0 | 34 | 34 |
| | | Total EX QR715-UG | 0 | 16394 | 16394 |
| | 5 | EX QR320 UG | 0 | 90 | 90 |
| | | Total EX QR320 UG | 0 | 90 | 90 |
| | 17 | NW RG11-UG | 0 | 2500 | 2500 |
| | | 100 Series | 0 | 18 | 18 |
| | | Total NW RG11-UG | 0 | 2518 | 2518 |
| Connectors | 0 | QR 715 P-T | 451 | 0 | 451 |
| | 1 | QR 715 P-T | 0 | 126 | 126 |
| | 5 | | 0 | 4 | 4 |
| | 17 | RG 11 P-T | 0 | 134 | 134 |

Equipment For Network file: NW-43.

Parameters: TACOMA-750
 Actives: TACOMA-750
 Taps: TACOMA-750
 Couplers: TACOMA-750
 Cables: TACOMA-750

| Equipment type | Line # | Part Number | Ae - p1 | UG - p1 | Total - p1 |
|-------------------|--------|----------------|---------|---------|------------|
| Actives | 1 | BLE 750-SH | 0 | 4 | 4 |
| | 13 | MB 750-SH | 0 | 3 | 3 |
| | 32 | Stargate 2000 | 1 | 0 | 1 |
| | 47 | MB100S-2HSXH-F | 0 | 1 | 1 |
| | 48 | MB100S-2HSXH-F | 0 | 1 | 1 |
| Reserve Gain | 1 | BLE-750 AR | 0 | 4 | 4 |
| | 13 | MB-750 AR | 0 | 3 | 3 |
| | 32 | Stargate 2000 | 1 | 0 | 1 |
| | 47 | | 0 | 1 | 1 |
| | 48 | | 0 | 1 | 1 |
| Fwd Pads - Bank 1 | 1 | JXP- 0 | 1 | 1 | 2 |
| | 2 | JXP- 1 | 0 | 1 | 1 |
| | 4 | JXP- 3 | 0 | 2 | 2 |
| | 6 | JXP- 5 | 0 | 2 | 2 |
| | 7 | JXP- 6 | 0 | 1 | 1 |
| | 15 | JXP- 14 | 0 | 1 | 1 |
| | 16 | JXP- 15 | 0 | 1 | 1 |
| Fwd Pads - Bank 4 | 1 | NODE | 7 | 3 | 10 |
| Ret Pads - Bank 1 | 1 | JXP- 0 | 0 | 2 | 2 |
| | 3 | JXP- 2 | 0 | 2 | 2 |
| | 4 | JXP- 3 | 0 | 1 | 1 |
| | 9 | JXP- 8 | 0 | 1 | 1 |
| | 10 | JXP- 9 | 0 | 1 | 1 |
| | 13 | JXP- 12 | 0 | 1 | 1 |
| | 15 | JXP- 14 | 0 | 1 | 1 |
| | 16 | JXP- 15 | 1 | 0 | 1 |
| Ret Pads - Bank 4 | 1 | NODE | 5 | 1 | 6 |
| Fwd EQs - Bank 1 | 11 | SC-EQ-750- 0 | 1 | 1 | 2 |
| | 12 | SC-EQ-750- 2 | 0 | 1 | 1 |
| | 13 | SC-EQ-750- 4 | 0 | 1 | 1 |
| | 15 | SC-EQ-750- 8 | 0 | 2 | 2 |
| | 16 | SC-EQ-750- 10 | 0 | 1 | 1 |
| | 17 | SC-EQ-750- 12 | 0 | 2 | 2 |
| | 19 | SC-EQ-750- 16 | 0 | 1 | 1 |
| Ret EQs - Bank 1 | 1 | SEE-40- 0 | 1 | 0 | 1 |
| | 2 | SEE-40- 2 | 0 | 6 | 6 |
| | 3 | SEE-40- 4 | 0 | 3 | 3 |
| Feeder-makers | 1 | | 1 | 0 | 1 |

| | | | | | |
|-------------------|----|--------------------|----|----|----|
| Inline EQs | 2 | | 0 | 3 | 3 |
| | 3 | | 0 | 3 | 3 |
| | 4 | EX ST SPLICE | 0 | 6 | 6 |
| 2-Port Taps | 6 | EX BL SPLICE | 0 | 2 | 2 |
| | 3 | FFT2-17K | 0 | 1 | 1 |
| | 5 | FFT2-10K | 2 | 1 | 3 |
| 4-Port Taps | 7 | FFT2-4TK | 2 | 5 | 7 |
| | 4 | FFT4-14K | 1 | 1 | 2 |
| | 5 | FFT4-10K | 0 | 3 | 3 |
| 8-Port Taps | 6 | FFT4-7TK | 1 | 3 | 4 |
| | 4 | FFT8-14K | 0 | 1 | 1 |
| | 5 | FFT8-10TK | 1 | 0 | 1 |
| Couplers | 1 | LPI100 | 0 | 1 | 1 |
| | 2 | LLS102 | 1 | 6 | 7 |
| | 3 | LLS103 | 0 | 1 | 1 |
| | 4 | LDC108 | 0 | 6 | 6 |
| | 5 | LDC112 | 0 | 1 | 1 |
| | 11 | JUMPER | 4 | 5 | 9 |
| | 12 | MBD-SPLT | 0 | 1 | 1 |
| | 14 | MBD-DC8 | 0 | 2 | 2 |
| | 19 | APT 2 WAY | 0 | 1 | 1 |
| Power Supplies | 1 | XM 9015 | 0 | 1 | 1 |
| Miscellaneous | 1 | HTH Conn. | 0 | 7 | 7 |
| | 2 | Splice | 0 | 1 | 1 |
| | 3 | Term | 0 | 16 | 16 |
| | 7 | SBH-1022 | 0 | 42 | 42 |
| | 8 | SBH-1432 | 0 | 9 | 9 |
| | 9 | PS6 | 0 | 1 | 1 |
| General BOM Info. | | Housecount | 12 | 0 | 12 |
| | | Ports | 24 | 50 | 74 |
| | | Non-MDU Housecount | 12 | 0 | 12 |
| | | MDU Housecount | 0 | 0 | 0 |
| | | MDU Tap Ports | 0 | 0 | 0 |
| | | MDU Tap Ports Used | 0 | 0 | 0 |
| | | COM Housecount | 0 | 0 | 0 |
| | | COM Tap Ports | 0 | 0 | 0 |
| | | COM Tap Ports Used | 0 | 0 | 0 |
| | | Drop Sp. Ports | 0 | 0 | 0 |
| | | Non-Design HC | 0 | 0 | 0 |
| | | Trunk Amps | 1 | 5 | 6 |
| | | Line Extenders | 0 | 4 | 4 |
| | | Equalizers | 0 | 14 | 14 |
| | | Taps (2-Port) | 4 | 7 | 11 |
| | | Taps (4-Port) | 2 | 7 | 9 |
| | | Taps (6-Port) | 0 | 0 | 0 |
| | | Taps (8-Port) | 1 | 1 | 2 |
| | | Taps (total) | 7 | 15 | 22 |

| | | | | | |
|------------|----|--------------------|------|-------|-------|
| | | 2-Way Couplers | 5 | 23 | 28 |
| | | 3-Way Couplers | 0 | 1 | 1 |
| | | Strand/Trench | 1658 | 12017 | 13675 |
| | | Poles Used | 9 | 0 | 9 |
| Cables | 0 | EX QR715-AR | 1110 | 0 | 1110 |
| | | Total EX QR715-AR | 1110 | 0 | 1110 |
| | 6 | EX RG11-AR | 548 | 0 | 548 |
| | | Total EX RG11-AR | 548 | 0 | 548 |
| | 74 | 800 Series | 2 | 0 | 2 |
| | | 900 Series | 2 | 0 | 2 |
| | | Total | 4 | 0 | 4 |
| | 1 | EX QR715-UG | 0 | 11266 | 11266 |
| | | 100 Series | 0 | 971 | 971 |
| | | Total EX QR715-UG | 0 | 12237 | 12237 |
| | 3 | EX P3-500 UG | 0 | 303 | 303 |
| | | Total EX P3-500 UG | 0 | 303 | 303 |
| | 11 | NW QR715-UG | 0 | 448 | 448 |
| | | 100 Series | 0 | 9 | 9 |
| | | Total NW QR715-UG | 0 | 457 | 457 |
| Connectors | 0 | QR 715 P-T | 11 | 0 | 11 |
| | 6 | RG 11 P-T | 6 | 0 | 6 |
| | 1 | QR 715 P-T | 0 | 99 | 99 |
| | 3 | | 0 | 2 | 2 |
| | 11 | QR 715 P-T | 0 | 3 | 3 |

Equipment For Network file: NW-44.

Parameters: TACOMA-750
 Actives: TACOMA-750
 Taps: TACOMA-750
 Couplers: TACOMA-750
 Cables: TACOMA-750

| Equipment type | Line # | Part Number | Ae - p1 | UG - p1 | Total - p1 | |
|-------------------|-------------------|-----------------|-----------------|---------|------------|---|
| Actives | 1 | BLE 750-SH | 0 | 6 | 6 | |
| | 2 | BLE 750-SH | 0 | 1 | 1 | |
| | 13 | MB 750-SH | 0 | 5 | 5 | |
| | 14 | MB 750-SH | 0 | 2 | 2 | |
| | 32 | Stargate 2000 | 1 | 0 | 1 | |
| | 42 | BLE100-HSXH-F | 0 | 2 | 2 | |
| Reserve Gain | 1 | BLE-750 AR | 0 | 6 | 6 | |
| | 2 | BLE-750 AR | 0 | 1 | 1 | |
| | 13 | MB-750 AR | 0 | 5 | 5 | |
| | 14 | MB-750 AR | 0 | 2 | 2 | |
| | 32 | Stargate 2000 | 1 | 0 | 1 | |
| | 42 | | 0 | 2 | 2 | |
| Fwd Pads - Bank 1 | 1 | JXP- 0 | 1 | 1 | 2 | |
| | 2 | JXP- 1 | 0 | 1 | 1 | |
| | 3 | JXP- 2 | 0 | 2 | 2 | |
| | 4 | JXP- 3 | 0 | 1 | 1 | |
| | 7 | JXP- 6 | 0 | 1 | 1 | |
| | 8 | JXP- 7 | 0 | 2 | 2 | |
| | 9 | JXP- 8 | 0 | 1 | 1 | |
| | 10 | JXP- 9 | 0 | 1 | 1 | |
| | 11 | JXP- 10 | 0 | 3 | 3 | |
| | 12 | JXP- 11 | 0 | 2 | 2 | |
| | 15 | JXP- 14 | 0 | 1 | 1 | |
| | Ret Pads - Bank 1 | 1 | JXP- 0 | 0 | 1 | 1 |
| | | 2 | JXP- 1 | 0 | 3 | 3 |
| | | 3 | JXP- 2 | 0 | 3 | 3 |
| | | 4 | JXP- 3 | 0 | 1 | 1 |
| 6 | | JXP- 5 | 0 | 2 | 2 | |
| 9 | | JXP- 8 | 0 | 3 | 3 | |
| 10 | | JXP- 9 | 0 | 2 | 2 | |
| 11 | | JXP- 10 | 0 | 1 | 1 | |
| 16 | | JXP- 15 | 1 | 0 | 1 | |
| Fwd EQs - Bank 1 | | 4 | SC-EQ-750- SC-7 | 0 | 1 | 1 |
| | 10 | SC-EQ-750- SC-1 | 0 | 1 | 1 | |
| | 11 | SC-EQ-750- 0 | 1 | 0 | 1 | |
| | 12 | SC-EQ-750- 2 | 0 | 4 | 4 | |
| | 13 | SC-EQ-750- 4 | 0 | 3 | 3 | |
| | 14 | SC-EQ-750- 6 | 0 | 3 | 3 | |

| | | | | | | |
|-------------------|----|--------------------|----|----|-----|-----|
| | 15 | SC-EQ-750- | 8 | 0 | 1 | 1 |
| | 16 | SC-EQ-750- | 10 | 0 | 2 | 2 |
| | 18 | SC-EQ-750- | 14 | 0 | 1 | 1 |
| Ret EQs - Bank 1 | 1 | SEE-40- | 0 | 1 | 2 | 3 |
| | 2 | SEE-40- | 2 | 0 | 12 | 12 |
| | 3 | SEE-40- | 4 | 0 | 2 | 2 |
| Feeder makers | 1 | | | 1 | 0 | 1 |
| Inline EQs | 3 | | | 0 | 9 | 9 |
| | 4 | EX ST SPLICE | | 0 | 3 | 3 |
| | 6 | EX BL SPLICE | | 0 | 1 | 1 |
| | 7 | NEW BL SPLICE | | 0 | 1 | 1 |
| 2-Port Taps | 3 | FFT2-17K | | 0 | 1 | 1 |
| | 4 | FFT2-14K | | 0 | 3 | 3 |
| | 5 | FFT2-10K | | 0 | 2 | 2 |
| | 6 | FFT2-7K | | 0 | 2 | 2 |
| | 7 | FFT2-4TK | | 0 | 4 | 4 |
| 4-Port Taps | 3 | FFT4-17K | | 0 | 4 | 4 |
| | 4 | FFT4-14K | | 0 | 6 | 6 |
| | 5 | FFT4-10K | | 0 | 6 | 6 |
| | 6 | FFT4-7TK | | 0 | 10 | 10 |
| 8-Port Taps | 2 | FFT8-20K | | 0 | 2 | 2 |
| | 3 | FFT8-17K | | 0 | 3 | 3 |
| | 4 | FFT8-14K | | 0 | 1 | 1 |
| | 5 | FFT8-10TK | | 0 | 6 | 6 |
| Couplers | 1 | LPI100 | | 0 | 1 | 1 |
| | 2 | LLS102 | | 0 | 13 | 13 |
| | 3 | LLS103 | | 0 | 4 | 4 |
| | 4 | LDC108 | | 0 | 2 | 2 |
| | 5 | LDC112 | | 3 | 4 | 7 |
| | 11 | JUMPER | | 10 | 4 | 14 |
| | 12 | MBD-SPLT | | 1 | 0 | 1 |
| Power Supplies | 1 | XM 9015 | | 0 | 1 | 1 |
| Miscellaneous | 1 | HTH Conn. | | 2 | 26 | 28 |
| | 2 | Splice | | 0 | 2 | 2 |
| | 3 | Term | | 0 | 19 | 19 |
| | 7 | SBH-1022 | | 0 | 69 | 69 |
| | 8 | SBH-1432 | | 0 | 18 | 18 |
| | 9 | PS6 | | 0 | 2 | 2 |
| General BOM Info. | | Housecount | | 0 | 195 | 195 |
| | | Ports | | 0 | 224 | 224 |
| | | Non-MDU Housecount | | 0 | 67 | 67 |
| | | MDU Housecount | | 0 | 128 | 128 |
| | | MDU Tap Ports | | 0 | 26 | 26 |
| | | MDU Tap Ports Used | | 0 | 6 | 6 |
| | | COM Housecount | | 0 | 0 | 0 |
| | | COM Tap Ports | | 0 | 0 | 0 |
| | | COM Tap Ports Used | | 0 | 0 | 0 |

| | | | | | |
|------------|---|-------------------|----|-------|-------|
| | | Drop Sp. Ports | 0 | 0 | 0 |
| | | Non-Design HC | 0 | 0 | 0 |
| | | Trunk Amps | 1 | 9 | 10 |
| | | Line Extenders | 0 | 7 | 7 |
| | | Equalizers | 0 | 14 | 14 |
| | | Taps (2-Port) | 0 | 12 | 12 |
| | | Taps (4-Port) | 0 | 26 | 26 |
| | | Taps (6-Port) | 0 | 0 | 0 |
| | | Taps (8-Port) | 0 | 12 | 12 |
| | | Taps (total) | 0 | 50 | 50 |
| | | 2-Way Couplers | 8 | 24 | 32 |
| | | 3-Way Couplers | 0 | 4 | 4 |
| | | Strand/Trench | 3 | 15695 | 15698 |
| | | Poles Used | 1 | 0 | 1 |
| Cables | 6 | EX RG11-AR | 3 | 0 | 3 |
| | | Total EX RG11-AR | 3 | 0 | 3 |
| | 1 | EX QR715-UG | 0 | 14722 | 14722 |
| | | 100 Series | 0 | 1689 | 1689 |
| | | Total EX QR715-UG | 0 | 16411 | 16411 |
| | 5 | EX QR320 UG | 0 | 80 | 80 |
| | | 100 Series | 0 | 3 | 3 |
| | | Total EX QR320 UG | 0 | 83 | 83 |
| | 7 | EX RG11-UG | 0 | 890 | 890 |
| | | 100 Series | 0 | 36 | 36 |
| | | Total EX RG11-UG | 0 | 926 | 926 |
| | 9 | EX RG6-UG | 0 | 3 | 3 |
| | | Total EX RG6-UG | 0 | 3 | 3 |
| Connectors | 0 | QR 715 P-T | 13 | 0 | 13 |
| | 6 | RG 11 P-T | 2 | 0 | 2 |
| | 1 | QR 715 P-T | 0 | 147 | 147 |
| | 5 | | 0 | 2 | 2 |
| | 7 | RG 11 P-T | 0 | 12 | 12 |
| | 9 | RG 6 P-T | 0 | 2 | 2 |

Equipment For Network file: NW-45.

Parameters: TACOMA-750
 Actives: TACOMA-750
 Taps: TACOMA-750
 Couplers: TACOMA-750
 Cables: TACOMA-750

| Equipment type | Line # | Part Number | Ae - p1 | UG - p1 | Total - p1 | |
|-------------------|-------------------|----------------|------------|---------|------------|----|
| Actives | 1 | BLE 750-SH | 1 | 4 | 5 | |
| | 2 | BLE 750-SH | 0 | 2 | 2 | |
| | 13 | MB 750-SH | 0 | 7 | 7 | |
| | 14 | MB 750-SH | 0 | 8 | 8 | |
| | 15 | MB 750-SH | 0 | 2 | 2 | |
| | 16 | MB 750-SH | 0 | 1 | 1 | |
| | 32 | Stargate 2000 | 1 | 0 | 1 | |
| | 42 | BLE100-HSXH-F | 0 | 4 | 4 | |
| | 50 | MB100S-2HSXH-F | 0 | 1 | 1 | |
| | Reserve Gain | 1 | BLE-750 AR | 1 | 4 | 5 |
| 2 | | BLE-750 AR | 0 | 2 | 2 | |
| 13 | | MB-750 AR | 0 | 7 | 7 | |
| 14 | | MB-750 AR | 0 | 8 | 8 | |
| 15 | | MB-750 AR | 0 | 2 | 2 | |
| 16 | | MB-750 AR | 0 | 1 | 1 | |
| 32 | | Stargate 2000 | 1 | 0 | 1 | |
| 42 | | | 0 | 4 | 4 | |
| Fwd Pads - Bank 1 | 1 | JXP- 0 | 1 | 0 | 1 | |
| | 2 | JXP- 1 | 0 | 1 | 1 | |
| | 3 | JXP- 2 | 0 | 3 | 3 | |
| | 4 | JXP- 3 | 0 | 1 | 1 | |
| | 6 | JXP- 5 | 0 | 3 | 3 | |
| | 7 | JXP- 6 | 0 | 2 | 2 | |
| | 8 | JXP- 7 | 0 | 6 | 6 | |
| | 9 | JXP- 8 | 0 | 2 | 2 | |
| | 10 | JXP- 9 | 0 | 3 | 3 | |
| | 12 | JXP- 11 | 1 | 0 | 1 | |
| | 13 | JXP- 12 | 0 | 2 | 2 | |
| | 14 | JXP- 13 | 0 | 2 | 2 | |
| | 15 | JXP- 14 | 0 | 1 | 1 | |
| | 16 | JXP- 15 | 0 | 3 | 3 | |
| | Fwd Pads - Bank 4 | 1 | NODE | 0 | 10 | 10 |
| | Ret Pads - Bank 1 | 1 | JXP- 0 | 1 | 3 | 4 |
| 2 | | JXP- 1 | 0 | 1 | 1 | |
| 3 | | JXP- 2 | 0 | 1 | 1 | |
| 4 | | JXP- 3 | 0 | 3 | 3 | |
| 5 | | JXP- 4 | 0 | 3 | 3 | |

| | | | | | |
|-------------------|----|-----------------|---|----|----|
| | 6 | JXP- 5 | 0 | 2 | 2 |
| | 7 | JXP- 6 | 0 | 4 | 4 |
| | 9 | JXP- 8 | 0 | 2 | 2 |
| | 10 | JXP- 9 | 0 | 3 | 3 |
| | 11 | JXP- 10 | 0 | 1 | 1 |
| | 12 | JXP- 11 | 0 | 1 | 1 |
| | 13 | JXP- 12 | 0 | 1 | 1 |
| | 14 | JXP- 13 | 0 | 1 | 1 |
| | 15 | JXP- 14 | 0 | 2 | 2 |
| | 16 | JXP- 15 | 1 | 1 | 2 |
| Ret Pads - Bank 4 | 1 | NODE | 0 | 10 | 10 |
| Fwd EQs - Bank 1 | 5 | SC-EQ-750- SC-6 | 0 | 1 | 1 |
| | 6 | SC-EQ-750- SC-5 | 0 | 1 | 1 |
| | 7 | SC-EQ-750- SC-4 | 0 | 2 | 2 |
| | 9 | SC-EQ-750- SC-2 | 0 | 1 | 1 |
| | 11 | SC-EQ-750- 0 | 1 | 1 | 2 |
| | 12 | SC-EQ-750- 2 | 1 | 4 | 5 |
| | 13 | SC-EQ-750- 4 | 0 | 5 | 5 |
| | 14 | SC-EQ-750- 6 | 0 | 7 | 7 |
| | 15 | SC-EQ-750- 8 | 0 | 2 | 2 |
| | 16 | SC-EQ-750- 10 | 0 | 4 | 4 |
| | 17 | SC-EQ-750- 12 | 0 | 1 | 1 |
| Ret EQs - Bank 1 | 1 | SEE-40- 0 | 1 | 1 | 2 |
| | 2 | SEE-40- 2 | 1 | 17 | 18 |
| | 3 | SEE-40- 4 | 0 | 10 | 10 |
| | 4 | SEE-40- 6 | 0 | 1 | 1 |
| Feeder makers | 1 | | 1 | 0 | 1 |
| Inline EQs | 2 | | 0 | 4 | 4 |
| | 4 | EX ST SPLICE | 0 | 3 | 3 |
| | 6 | EX BL SPLICE | 0 | 1 | 1 |
| | 7 | NEW BL SPLICE | 0 | 2 | 2 |
| 2-Port Taps | 1 | FFT2-23K | 0 | 1 | 1 |
| | 2 | FFT2-20K | 0 | 1 | 1 |
| | 3 | FFT2-17K | 1 | 5 | 6 |
| | 4 | FFT2-14K | 0 | 4 | 4 |
| | 5 | FFT2-10K | 0 | 6 | 6 |
| | 6 | FFT2-7K | 0 | 9 | 9 |
| | 7 | FFT2-4TK | 0 | 5 | 5 |
| 4-Port Taps | 1 | FFT4-23K | 0 | 1 | 1 |
| | 2 | FFT4-20K | 0 | 2 | 2 |
| | 3 | FFT4-17K | 0 | 5 | 5 |
| | 4 | FFT4-14K | 0 | 4 | 4 |
| | 5 | FFT4-10K | 1 | 8 | 9 |
| | 6 | FFT4-7TK | 1 | 14 | 15 |
| 8-Port Taps | 1 | FFT8-23K | 0 | 4 | 4 |
| | 2 | FFT8-20K | 1 | 5 | 6 |
| | 3 | FFT8-17K | 1 | 3 | 4 |

| | | | | | |
|-------------------|----|--------------------|----|-------|-------|
| | 4 | FFT8-14K | 1 | 8 | 9 |
| | 5 | FFT8-10TK | 0 | 11 | 11 |
| Couplers | 1 | LPI100 | 1 | 5 | 6 |
| | 2 | LLS102 | 1 | 16 | 17 |
| | 3 | LLS103 | 1 | 3 | 4 |
| | 4 | LDC108 | 0 | 3 | 3 |
| | 5 | LDC112 | 1 | 2 | 3 |
| | 6 | LDC116 | 0 | 1 | 1 |
| | 11 | JUMPER | 4 | 19 | 23 |
| | 12 | MBD-SPLT | 0 | 11 | 11 |
| | 14 | MBD-DC8 | 0 | 1 | 1 |
| Power Supplies | 1 | XM 9015 | 1 | 1 | 2 |
| Miscellaneous | 1 | HTH Conn. | 10 | 63 | 73 |
| | 2 | Splice | 2 | 1 | 3 |
| | 3 | Term | 2 | 36 | 38 |
| | 7 | SBH-1022 | 0 | 93 | 93 |
| | 8 | SBH-1432 | 0 | 30 | 30 |
| | 9 | PS6 | 0 | 4 | 4 |
| General BOM Info. | | Housecount | 24 | 899 | 923 |
| | | Ports | 34 | 446 | 480 |
| | | Non-MDU Housecount | 24 | 899 | 923 |
| | | MDU Housecount | 0 | 0 | 0 |
| | | MDU Tap Ports | 0 | 0 | 0 |
| | | MDU Tap Ports Used | 0 | 0 | 0 |
| | | COM Housecount | 0 | 0 | 0 |
| | | COM Tap Ports | 0 | 0 | 0 |
| | | COM Tap Ports Used | 0 | 0 | 0 |
| | | Drop Sp. Ports | 0 | 0 | 0 |
| | | Non-Design HC | 0 | 0 | 0 |
| | | Trunk Amps | 1 | 23 | 24 |
| | | Line Extenders | 1 | 6 | 7 |
| | | Equalizers | 0 | 10 | 10 |
| | | Taps (2-Port) | 1 | 31 | 32 |
| | | Taps (4-Port) | 2 | 34 | 36 |
| | | Taps (6-Port) | 0 | 0 | 0 |
| | | Taps (8-Port) | 3 | 31 | 34 |
| | | Taps (total) | 6 | 96 | 102 |
| | | 2-Way Couplers | 7 | 58 | 65 |
| | | 3-Way Couplers | 1 | 3 | 4 |
| | | Strand/Trench | 20 | 21592 | 21612 |
| | | Poles Used | 2 | 0 | 2 |
| Cables | 0 | EX QR715-AR | 10 | 0 | 10 |
| | | Total EX QR715-AR | 10 | 0 | 10 |
| | 10 | NW QR715-AR | 10 | 0 | 10 |
| | | Total NW QR715-AR | 10 | 0 | 10 |
| | 1 | EX QR715-UG | 0 | 20840 | 20840 |
| | | 100 Series | 0 | 8172 | 8172 |

| | | | | | |
|------------|----|-------------------|---|-------|-------|
| | | 200 Series | 0 | 20 | 20 |
| | | Total EX QR715-UG | 0 | 29032 | 29032 |
| | 5 | EX QR320 UG | 0 | 441 | 441 |
| | | Total EX QR320 UG | 0 | 441 | 441 |
| | 7 | EX RG11-UG | 0 | 291 | 291 |
| | | 100 Series | 0 | 43 | 43 |
| | | Total EX RG11-UG | 0 | 334 | 334 |
| Connectors | 0 | QR 715 P-T | 3 | 0 | 3 |
| | 10 | QR 715 P-T | 2 | 0 | 2 |
| | 1 | QR 715 P-T | 0 | 205 | 205 |
| | 5 | | 0 | 4 | 4 |
| | 7 | RG 11 P-T | 0 | 4 | 4 |

Equipment For Network file: NW-46.

Parameters: TACOMA-750
 Actives: TACOMA-750
 Taps: TACOMA-750
 Couplers: TACOMA-750
 Cables: TACOMA-750

| Equipment type | Line # | Part Number | Ae - p1 | UG - p1 | Total - p1 |
|-------------------|-------------------|----------------|------------|---------|------------|
| Actives | 1 | BLE 750-SH | 0 | 2 | 2 |
| | 2 | BLE 750-SH | 0 | 1 | 1 |
| | 13 | MB 750-SH | 1 | 4 | 5 |
| | 14 | MB 750-SH | 0 | 1 | 1 |
| | 15 | MB 750-SH | 0 | 1 | 1 |
| | 32 | Stargate 2000 | 1 | 0 | 1 |
| | 48 | MB100S-2HSXH-F | 0 | 1 | 1 |
| | Reserve Gain | 1 | BLE-750 AR | 0 | 2 |
| 2 | | BLE-750 AR | 0 | 1 | 1 |
| 13 | | MB-750 AR | 1 | 4 | 5 |
| 14 | | MB-750 AR | 0 | 1 | 1 |
| 15 | | MB-750 AR | 0 | 1 | 1 |
| 32 | | Stargate 2000 | 1 | 0 | 1 |
| 48 | | | 0 | 1 | 1 |
| Fwd Pads - Bank 1 | | 1 | JXP- 0 | 1 | 4 |
| | 2 | JXP- 1 | 0 | 1 | 1 |
| | 3 | JXP- 2 | 1 | 0 | 1 |
| | 5 | JXP- 4 | 0 | 3 | 3 |
| | 7 | JXP- 6 | 0 | 1 | 1 |
| | 16 | JXP- 15 | 0 | 1 | 1 |
| | Fwd Pads - Bank 4 | 1 | NODE | 0 | 1 |
| Ret Pads - Bank 1 | 1 | JXP- 0 | 0 | 4 | 4 |
| | 3 | JXP- 2 | 1 | 0 | 1 |
| | 6 | JXP- 5 | 0 | 2 | 2 |
| | 9 | JXP- 8 | 0 | 3 | 3 |
| | 16 | JXP- 15 | 1 | 1 | 2 |
| Ret Pads - Bank 4 | 1 | NODE | 0 | 1 | 1 |
| Fwd EQs - Bank 1 | 11 | SC-EQ-750- 0 | 1 | 2 | 3 |
| | 12 | SC-EQ-750- 2 | 0 | 2 | 2 |
| | 15 | SC-EQ-750- 8 | 0 | 1 | 1 |
| | 16 | SC-EQ-750- 10 | 0 | 1 | 1 |
| | 17 | SC-EQ-750- 12 | 1 | 0 | 1 |
| | 18 | SC-EQ-750- 14 | 0 | 4 | 4 |
| | Ret EQs - Bank 1 | 2 | SEE-40- 2 | 1 | 4 |
| 3 | | SEE-40- 4 | 1 | 5 | 6 |
| 4 | | SEE-40- 6 | 0 | 1 | 1 |
| Feeder makers | 1 | | 1 | 0 | 1 |
| Inline EQs | 2 | | 0 | 6 | 6 |

| | | | | | |
|-------------------|----|--------------------|------|-------|-------|
| | 6 | EX BL SPLICE | 0 | 1 | 1 |
| 2-Port Taps | 4 | FFT2-14K | 1 | 2 | 3 |
| | 5 | FFT2-10K | 1 | 6 | 7 |
| | 6 | FFT2-7K | 1 | 2 | 3 |
| | 7 | FFT2-4TK | 0 | 13 | 13 |
| 4-Port Taps | 2 | FFT4-20K | 1 | 0 | 1 |
| | 4 | FFT4-14K | 1 | 2 | 3 |
| | 5 | FFT4-10K | 1 | 1 | 2 |
| | 6 | FFT4-7TK | 1 | 2 | 3 |
| Couplers | 1 | LPI100 | 1 | 1 | 2 |
| | 2 | LLS102 | 0 | 5 | 5 |
| | 3 | LLS103 | 0 | 2 | 2 |
| | 4 | LDC108 | 1 | 2 | 3 |
| | 5 | LDC112 | 1 | 0 | 1 |
| | 6 | LDC116 | 1 | 0 | 1 |
| | 11 | JUMPER | 4 | 7 | 11 |
| | 12 | MBD-SPLT | 1 | 3 | 4 |
| Power Supplies | 1 | XM 9015 | 1 | 1 | 2 |
| Miscellaneous | 1 | HTH Conn. | 3 | 5 | 8 |
| | 2 | Splice | 1 | 7 | 8 |
| | 3 | Term | 3 | 10 | 13 |
| | 7 | SBH-1022 | 0 | 41 | 41 |
| | 8 | SBH-1432 | 0 | 11 | 11 |
| | 9 | PS6 | 0 | 1 | 1 |
| General BOM Info. | | Housecount | 14 | 30 | 44 |
| | | Ports | 22 | 66 | 88 |
| | | Non-MDU Housecount | 14 | 30 | 44 |
| | | MDU Housecount | 0 | 0 | 0 |
| | | MDU Tap Ports | 0 | 0 | 0 |
| | | MDU Tap Ports Used | 0 | 0 | 0 |
| | | COM Housecount | 0 | 0 | 0 |
| | | COM Tap Ports | 0 | 0 | 0 |
| | | COM Tap Ports Used | 0 | 0 | 0 |
| | | Drop Sp. Ports | 0 | 0 | 0 |
| | | Non-Design HC | 0 | 0 | 0 |
| | | Trunk Amps | 2 | 7 | 9 |
| | | Line Extenders | 0 | 3 | 3 |
| | | Equalizers | 0 | 7 | 7 |
| | | Taps (2-Port) | 3 | 23 | 26 |
| | | Taps (4-Port) | 4 | 5 | 9 |
| | | Taps (6-Port) | 0 | 0 | 0 |
| | | Taps (8-Port) | 0 | 0 | 0 |
| | | Taps (total) | 7 | 28 | 35 |
| | | 2-Way Couplers | 9 | 18 | 27 |
| | | 3-Way Couplers | 0 | 2 | 2 |
| | | Strand/Trench | 2719 | 12872 | 15591 |
| | | Poles Used | 26 | 0 | 26 |

Cables

| | | | | |
|----|-------------------|------|-------|-------|
| 0 | EX QR715-AR | 5 | 0 | 5 |
| | Total EX QR715-AR | 5 | 0 | 5 |
| 10 | NW QR715-AR | 2714 | 0 | 2714 |
| | 300 Series | 896 | 0 | 896 |
| | Total NW QR715-AR | 3610 | 0 | 3610 |
| 1 | EX QR715-UG | 0 | 915 | 915 |
| | 100 Series | 0 | 185 | 185 |
| | Total EX QR715-UG | 0 | 1100 | 1100 |
| 5 | EX QR320 UG | 0 | 735 | 735 |
| | 100 Series | 0 | 60 | 60 |
| | Total EX QR320 UG | 0 | 795 | 795 |
| 7 | EX RG11-UG | 0 | 567 | 567 |
| | 100 Series | 0 | 35 | 35 |
| | Total EX RG11-UG | 0 | 602 | 602 |
| 11 | NW QR715-UG | 0 | 10034 | 10034 |
| | 100 Series | 0 | 1626 | 1626 |
| | 200 Series | 0 | 621 | 621 |
| | 300 Series | 0 | 603 | 603 |
| | Total NW QR715-UG | 0 | 12884 | 12884 |
| 17 | 300 Series | 0 | 160 | 160 |
| | Total NW RG11-UG | 0 | 160 | 160 |

Connectors

| | | | | |
|----|------------|----|----|----|
| 0 | QR 715 P-T | 3 | 0 | 3 |
| 10 | QR 715 P-T | 25 | 0 | 25 |
| 1 | QR 715 P-T | 0 | 14 | 14 |
| 5 | | 0 | 12 | 12 |
| 7 | RG 11 P-T | 0 | 8 | 8 |
| 11 | QR 715 P-T | 0 | 77 | 77 |
| 17 | RG 11 P-T | 0 | 4 | 4 |

Equipment For Network file: SE-01.

Parameters: TACOMA-750
 Actives: TACOMA-750
 Taps: TACOMA-750
 Couplers: TACOMA-750
 Cables: TACOMA-750

| Equipment type | Line # | Part Number | Ae - p1 | UG - p1 | Total - p1 | |
|-------------------|-------------------|---------------|---------|---------|------------|---|
| Actives | 1 | BLE 750-SH | 16 | 1 | 17 | |
| | 2 | BLE 750-SH | 2 | 0 | 2 | |
| | 13 | MB 750-SH | 8 | 0 | 8 | |
| | 14 | MB 750-SH | 9 | 0 | 9 | |
| | 15 | MB 750-SH | 4 | 0 | 4 | |
| | 32 | Stargate 2000 | 2 | 0 | 2 | |
| | 33 | Dummy Node | 1 | 0 | 1 | |
| Reserve Gain | 1 | BLE-750 AR | 16 | 1 | 17 | |
| | 2 | BLE-750 AR | 2 | 0 | 2 | |
| | 13 | MB-750 AR | 8 | 0 | 8 | |
| | 14 | MB-750 AR | 9 | 0 | 9 | |
| | 15 | MB-750 AR | 4 | 0 | 4 | |
| | 32 | Stargate 2000 | 2 | 0 | 2 | |
| | 33 | | 1 | 0 | 1 | |
| Fwd Pads - Bank 1 | 1 | JXP- 0 | 3 | 0 | 3 | |
| | 2 | JXP- 1 | 3 | 0 | 3 | |
| | 3 | JXP- 2 | 3 | 0 | 3 | |
| | 4 | JXP- 3 | 4 | 1 | 5 | |
| | 5 | JXP- 4 | 5 | 0 | 5 | |
| | 6 | JXP- 5 | 2 | 0 | 2 | |
| | 7 | JXP- 6 | 4 | 0 | 4 | |
| | 8 | JXP- 7 | 4 | 0 | 4 | |
| | 9 | JXP- 8 | 5 | 0 | 5 | |
| | 10 | JXP- 9 | 1 | 0 | 1 | |
| | 11 | JXP- 10 | 3 | 0 | 3 | |
| | 12 | JXP- 11 | 2 | 0 | 2 | |
| | 13 | JXP- 12 | 1 | 0 | 1 | |
| | 16 | JXP- 15 | 1 | 0 | 1 | |
| | Ret Pads - Bank 1 | 1 | JXP- 0 | 6 | 0 | 6 |
| | | 2 | JXP- 1 | 2 | 0 | 2 |
| 3 | | JXP- 2 | 4 | 0 | 4 | |
| 4 | | JXP- 3 | 3 | 1 | 4 | |
| 5 | | JXP- 4 | 6 | 0 | 6 | |
| 6 | | JXP- 5 | 1 | 0 | 1 | |
| 7 | | JXP- 6 | 1 | 0 | 1 | |
| 8 | | JXP- 7 | 5 | 0 | 5 | |
| 9 | | JXP- 8 | 2 | 0 | 2 | |
| 10 | | JXP- 9 | 4 | 0 | 4 | |

| | | | | | |
|------------------|----|-----------------|----|---|----|
| | 11 | JXP- 10 | 3 | 0 | 3 |
| | 12 | JXP- 11 | 2 | 0 | 2 |
| | 13 | JXP- 12 | 1 | 0 | 1 |
| | 16 | JXP- 15 | 1 | 0 | 1 |
| Fwd EQs - Bank 1 | 1 | SC-EQ-750- SC10 | 1 | 0 | 1 |
| | 6 | SC-EQ-750- SC-5 | 1 | 0 | 1 |
| | 8 | SC-EQ-750- SC-3 | 3 | 0 | 3 |
| | 9 | SC-EQ-750- SC-2 | 1 | 0 | 1 |
| | 10 | SC-EQ-750- SC-1 | 1 | 0 | 1 |
| | 11 | SC-EQ-750- 0 | 2 | 0 | 2 |
| | 12 | SC-EQ-750- 2 | 3 | 0 | 3 |
| | 13 | SC-EQ-750- 4 | 5 | 1 | 6 |
| | 14 | SC-EQ-750- 6 | 8 | 0 | 8 |
| | 15 | SC-EQ-750- 8 | 7 | 0 | 7 |
| | 16 | SC-EQ-750- 10 | 6 | 0 | 6 |
| | 17 | SC-EQ-750- 12 | 3 | 0 | 3 |
| Ret EQs - Bank 1 | 1 | SEE-40- 0 | 7 | 0 | 7 |
| | 2 | SEE-40- 2 | 31 | 1 | 32 |
| | 3 | SEE-40- 4 | 3 | 0 | 3 |
| FeederMakers | 1 | | 1 | 0 | 1 |
| 2-Port Taps | 2 | FFT2-20K | 1 | 0 | 1 |
| | 3 | FFT2-17K | 3 | 0 | 3 |
| | 4 | FFT2-14K | 7 | 0 | 7 |
| | 5 | FFT2-10K | 8 | 0 | 8 |
| | 6 | FFT2-7K | 9 | 1 | 10 |
| | 7 | FFT2-4TK | 12 | 1 | 13 |
| 4-Port Taps | 1 | FFT4-23K | 20 | 0 | 20 |
| | 2 | FFT4-20K | 29 | 0 | 29 |
| | 3 | FFT4-17K | 23 | 0 | 23 |
| | 4 | FFT4-14K | 34 | 0 | 34 |
| | 5 | FFT4-10K | 46 | 1 | 47 |
| | 6 | FFT4-7TK | 28 | 1 | 29 |
| 8-Port Taps | 1 | FFT8-23K | 10 | 0 | 10 |
| | 2 | FFT8-20K | 16 | 0 | 16 |
| | 3 | FFT8-17K | 25 | 0 | 25 |
| | 4 | FFT8-14K | 18 | 0 | 18 |
| | 5 | FFT8-10TK | 10 | 0 | 10 |
| Couplers | 1 | LPI100 | 4 | 0 | 4 |
| | 2 | LLS102 | 10 | 0 | 10 |
| | 3 | LLS103 | 8 | 0 | 8 |
| | 4 | LDC108 | 15 | 0 | 15 |
| | 5 | LDC112 | 2 | 0 | 2 |
| | 11 | JUMPER | 40 | 0 | 40 |
| | 12 | MBD-SPLT | 4 | 0 | 4 |
| | 13 | MBD-DC10 | 4 | 0 | 4 |
| | 14 | MBD-DC8 | 1 | 0 | 1 |
| Power Supplies | 1 | XM 9015 | 4 | 0 | 4 |

| | | | | | |
|-------------------|-------------------|--------------------|-------|-----|-------|
| Miscellaneous | 1 | HTH Conn. | 73 | 1 | 74 |
| | 2 | Splice | 0 | 1 | 1 |
| | 3 | Term | 22 | 3 | 25 |
| | 7 | SBH-1022 | 0 | 3 | 3 |
| | 8 | SBH-1432 | 0 | 1 | 1 |
| General BOM Info. | | Housecount | 1075 | 19 | 1094 |
| | | Ports | 1432 | 12 | 1444 |
| | | Non-MDU Housecount | 969 | 9 | 978 |
| | | MDU Housecount | 106 | 10 | 116 |
| | | MDU Tap Ports | 34 | 2 | 36 |
| | | MDU Tap Ports Used | 14 | 2 | 16 |
| | | COM Housecount | 0 | 0 | 0 |
| | | COM Tap Ports | 0 | 0 | 0 |
| | | COM Tap Ports Used | 0 | 0 | 0 |
| | | Drop Sp. Ports | 0 | 0 | 0 |
| | | Non-Design HC | 0 | 0 | 0 |
| | | Trunk Amps | 24 | 0 | 24 |
| | | Line Extenders | 18 | 1 | 19 |
| | | Equalizers | 0 | 0 | 0 |
| | | Taps (2-Port) | 40 | 2 | 42 |
| | | Taps (4-Port) | 180 | 2 | 182 |
| | | Taps (6-Port) | 0 | 0 | 0 |
| | | Taps (8-Port) | 79 | 0 | 79 |
| | | Taps (total) | 299 | 4 | 303 |
| | | 2-Way Couplers | 64 | 0 | 64 |
| | | 3-Way Couplers | 8 | 0 | 8 |
| | | Strand/Trench | 41155 | 688 | 41843 |
| | | Poles Used | 338 | 0 | 338 |
| Cables | 0 | EX QR715-AR | 41155 | 0 | 41155 |
| | | 100 Series | 9744 | 0 | 9744 |
| | | Total EX QR715-AR | 50899 | 0 | 50899 |
| | 1 | EX QR715-UG | 0 | 688 | 688 |
| | | 100 Series | 0 | 118 | 118 |
| | 500 Series | 0 | 91 | 91 | |
| | Total EX QR715-UG | 0 | 897 | 897 | |
| Connectors | 0 | QR 715 P-T | 655 | 0 | 655 |
| | 1 | QR 715 P-T | 0 | 9 | 9 |

Equipment For Network file: SE-02.

Parameters: TACOMA-750
 Actives: TACOMA-750
 Taps: TACOMA-750
 Couplers: TACOMA-750
 Cables: TACOMA-750

| Equipment type | Line # | Part Number | Ae - p1 | UG - p1 | Total - p1 |
|-------------------|-------------------|----------------|------------|---------|------------|
| Actives | 1 | BLE 750-SH | 11 | 2 | 13 |
| | 2 | BLE 750-SH | 1 | 0 | 1 |
| | 4 | CWS BLE 750-SH | 1 | 0 | 1 |
| | 13 | MB 750-SH | 7 | 0 | 7 |
| | 14 | MB 750-SH | 8 | 0 | 8 |
| | 15 | MB 750-SH | 6 | 0 | 6 |
| | 16 | MB 750-SH | 2 | 0 | 2 |
| | 32 | Stargate 2000 | 1 | 0 | 1 |
| | Reserve Gain | 1 | BLE-750 AR | 11 | 2 |
| 2 | | BLE-750 AR | 1 | 0 | 1 |
| 4 | | BLE-750 UG | 1 | 0 | 1 |
| 13 | | MB-750 AR | 7 | 0 | 7 |
| 14 | | MB-750 AR | 8 | 0 | 8 |
| 15 | | MB-750 AR | 6 | 0 | 6 |
| 16 | | MB-750 AR | 2 | 0 | 2 |
| 32 | | Stargate 2000 | 1 | 0 | 1 |
| Fwd Pads - Bank 1 | 1 | JXP- 0 | 3 | 0 | 3 |
| | 2 | JXP- 1 | 5 | 0 | 5 |
| | 3 | JXP- 2 | 3 | 0 | 3 |
| | 4 | JXP- 3 | 3 | 0 | 3 |
| | 5 | JXP- 4 | 1 | 0 | 1 |
| | 6 | JXP- 5 | 3 | 1 | 4 |
| | 7 | JXP- 6 | 0 | 1 | 1 |
| | 8 | JXP- 7 | 4 | 0 | 4 |
| | 9 | JXP- 8 | 5 | 0 | 5 |
| | 10 | JXP- 9 | 2 | 0 | 2 |
| | 12 | JXP- 11 | 6 | 0 | 6 |
| | 13 | JXP- 12 | 1 | 0 | 1 |
| | 14 | JXP- 13 | 1 | 0 | 1 |
| | Fwd Pads - Bank 4 | 1 | NODE | 11 | 2 |
| Ret Pads - Bank 1 | 1 | JXP- 0 | 3 | 0 | 3 |
| | 2 | JXP- 1 | 1 | 0 | 1 |
| | 4 | JXP- 3 | 5 | 0 | 5 |
| | 5 | JXP- 4 | 5 | 0 | 5 |
| | 6 | JXP- 5 | 2 | 0 | 2 |
| | 7 | JXP- 6 | 3 | 0 | 3 |
| | 8 | JXP- 7 | 4 | 2 | 6 |
| | 9 | JXP- 8 | 4 | 0 | 4 |

| | | | | | |
|-------------------|----|-----------------|----|---|----|
| | 10 | JXP- 9 | 6 | 0 | 6 |
| | 11 | JXP- 10 | 1 | 0 | 1 |
| | 12 | JXP- 11 | 1 | 0 | 1 |
| | 14 | JXP- 13 | 1 | 0 | 1 |
| | 16 | JXP- 15 | 1 | 0 | 1 |
| Ret Pads - Bank 4 | 1 | NODE | 11 | 2 | 13 |
| Fwd EQs - Bank 1 | 8 | SC-EQ-750- SC-3 | 2 | 0 | 2 |
| | 10 | SC-EQ-750- SC-1 | 1 | 0 | 1 |
| | 11 | SC-EQ-750- 0 | 4 | 0 | 4 |
| | 12 | SC-EQ-750- 2 | 5 | 0 | 5 |
| | 13 | SC-EQ-750- 4 | 7 | 0 | 7 |
| | 14 | SC-EQ-750- 6 | 4 | 1 | 5 |
| | 15 | SC-EQ-750- 8 | 6 | 1 | 7 |
| | 16 | SC-EQ-750- 10 | 2 | 0 | 2 |
| | 17 | SC-EQ-750- 12 | 3 | 0 | 3 |
| | 18 | SC-EQ-750- 14 | 3 | 0 | 3 |
| Ret EQs - Bank 1 | 1 | SEE-40- 0 | 7 | 0 | 7 |
| | 2 | SEE-40- 2 | 24 | 2 | 26 |
| | 3 | SEE-40- 4 | 6 | 0 | 6 |
| Feeder makers | 1 | | 1 | 0 | 1 |
| Inline EQs | 2 | | 1 | 1 | 2 |
| | 4 | EX ST SPLICE | 3 | 0 | 3 |
| | 6 | EX BL SPLICE | 1 | 2 | 3 |
| | 10 | MNX-A-4 FILTER | 3 | 0 | 3 |
| 2-Port Taps | 2 | FFT2-20K | 2 | 0 | 2 |
| | 3 | FFT2-17K | 2 | 0 | 2 |
| | 4 | FFT2-14K | 5 | 2 | 7 |
| | 5 | FFT2-10K | 10 | 4 | 14 |
| | 6 | FFT2-7K | 7 | 1 | 8 |
| | 7 | FFT2-4TK | 9 | 0 | 9 |
| 4-Port Taps | 1 | FFT4-23K | 18 | 0 | 18 |
| | 2 | FFT4-20K | 28 | 0 | 28 |
| | 3 | FFT4-17K | 32 | 0 | 32 |
| | 4 | FFT4-14K | 25 | 0 | 25 |
| | 5 | FFT4-10K | 26 | 0 | 26 |
| | 6 | FFT4-7TK | 21 | 2 | 23 |
| 8-Port Taps | 1 | FFT8-23K | 9 | 0 | 9 |
| | 2 | FFT8-20K | 13 | 0 | 13 |
| | 3 | FFT8-17K | 17 | 0 | 17 |
| | 4 | FFT8-14K | 15 | 1 | 16 |
| | 5 | FFT8-10TK | 9 | 1 | 10 |
| Couplers | 1 | LPI100 | 3 | 0 | 3 |
| | 2 | LLS102 | 9 | 1 | 10 |
| | 3 | LLS103 | 4 | 0 | 4 |
| | 4 | LDC108 | 14 | 0 | 14 |
| | 5 | LDC112 | 4 | 0 | 4 |
| | 11 | JUMPER | 47 | 0 | 47 |

| | | | | | |
|-------------------|----|--------------------|-------|------|-------|
| | 12 | MBD-SPLT | 5 | 0 | 5 |
| | 13 | MBD-DC10 | 7 | 0 | 7 |
| Power Supplies | 1 | XM 9015 | 4 | 0 | 4 |
| Miscellaneous | 1 | HTH Conn. | 71 | 1 | 72 |
| | 2 | Splice | 2 | 2 | 4 |
| | 3 | Term | 30 | 3 | 33 |
| | 7 | SBH-1022 | 0 | 14 | 14 |
| | 8 | SBH-1432 | 0 | 3 | 3 |
| General BOM Info. | | Housecount | 874 | 125 | 999 |
| | | Ports | 1174 | 38 | 1212 |
| | | Non-MDU Housecount | 776 | 16 | 792 |
| | | MDU Housecount | 98 | 109 | 207 |
| | | MDU Tap Ports | 24 | 16 | 40 |
| | | MDU Tap Ports Used | 14 | 6 | 20 |
| | | COM Housecount | 0 | 0 | 0 |
| | | COM Tap Ports | 0 | 0 | 0 |
| | | COM Tap Ports Used | 0 | 0 | 0 |
| | | Drop Sp. Ports | 0 | 0 | 0 |
| | | Non-Design HC | 0 | 0 | 0 |
| | | Trunk Amps | 24 | 0 | 24 |
| | | Line Extenders | 13 | 2 | 15 |
| | | Equalizers | 8 | 3 | 11 |
| | | Taps (2-Port) | 35 | 7 | 42 |
| | | Taps (4-Port) | 150 | 2 | 152 |
| | | Taps (6-Port) | 0 | 0 | 0 |
| | | Taps (8-Port) | 63 | 2 | 65 |
| | | Taps (total) | 248 | 11 | 259 |
| | | 2-Way Couplers | 69 | 1 | 70 |
| | | 3-Way Couplers | 4 | 0 | 4 |
| | | Strand/Trench | 38423 | 2532 | 40955 |
| | | Poles Used | 294 | 0 | 294 |
| Cables | 0 | EX QR715-AR | 38423 | 0 | 38423 |
| | | 100 Series | 11307 | 0 | 11307 |
| | | Total EX QR715-AR | 49730 | 0 | 49730 |
| | 1 | EX QR715-UG | 0 | 2025 | 2025 |
| | | 100 Series | 0 | 314 | 314 |
| | | Total EX QR715-UG | 0 | 2339 | 2339 |
| | 7 | EX RG11-UG | 0 | 507 | 507 |
| | | 100 Series | 0 | 10 | 10 |
| | | Total EX RG11-UG | 0 | 517 | 517 |
| Connectors | 0 | QR 715 P-T | 564 | 0 | 564 |
| | 1 | QR 715 P-T | 0 | 28 | 28 |
| | 7 | RG 11 P-T | 0 | 8 | 8 |

Equipment For Network file: SE-03.

Parameters: TACOMA-750
 Actives: TACOMA-750
 Taps: TACOMA-750
 Couplers: TACOMA-750
 Cables: TACOMA-750

| Equipment type | Line # | Part Number | Ae - p1 | UG - p1 | Total - p1 | |
|-------------------|-------------------|---------------|------------|---------|------------|----|
| Actives | 1 | BLE 750-SH | 10 | 1 | 11 | |
| | 2 | BLE 750-SH | 2 | 0 | 2 | |
| | 13 | MB 750-SH | 5 | 0 | 5 | |
| | 14 | MB 750-SH | 7 | 1 | 8 | |
| | 15 | MB 750-SH | 4 | 0 | 4 | |
| | 16 | MB 750-SH | 3 | 0 | 3 | |
| | 32 | Stargate 2000 | 1 | 0 | 1 | |
| | 42 | BLE100-HSXH-F | 0 | 1 | 1 | |
| | Reserve Gain | 1 | BLE-750 AR | 10 | 1 | 11 |
| 2 | | BLE-750 AR | 2 | 0 | 2 | |
| 13 | | MB-750 AR | 5 | 0 | 5 | |
| 14 | | MB-750 AR | 7 | 1 | 8 | |
| 15 | | MB-750 AR | 4 | 0 | 4 | |
| 16 | | MB-750 AR | 3 | 0 | 3 | |
| 32 | | Stargate 2000 | 1 | 0 | 1 | |
| 42 | | | 0 | 1 | 1 | |
| Fwd Pads - Bank 1 | 1 | JXP- 0 | 3 | 1 | 4 | |
| | 2 | JXP- 1 | 4 | 1 | 5 | |
| | 3 | JXP- 2 | 2 | 0 | 2 | |
| | 4 | JXP- 3 | 3 | 0 | 3 | |
| | 5 | JXP- 4 | 2 | 0 | 2 | |
| | 6 | JXP- 5 | 2 | 0 | 2 | |
| | 7 | JXP- 6 | 1 | 1 | 2 | |
| | 8 | JXP- 7 | 4 | 0 | 4 | |
| | 9 | JXP- 8 | 4 | 0 | 4 | |
| | 10 | JXP- 9 | 1 | 0 | 1 | |
| | 11 | JXP- 10 | 3 | 0 | 3 | |
| | 12 | JXP- 11 | 2 | 0 | 2 | |
| | 16 | JXP- 15 | 1 | 0 | 1 | |
| | Ret Pads - Bank 1 | 1 | JXP- 0 | 3 | 0 | 3 |
| | | 2 | JXP- 1 | 2 | 1 | 3 |
| 3 | | JXP- 2 | 3 | 0 | 3 | |
| 4 | | JXP- 3 | 0 | 2 | 2 | |
| 6 | | JXP- 5 | 7 | 0 | 7 | |
| 7 | | JXP- 6 | 4 | 0 | 4 | |
| 8 | | JXP- 7 | 3 | 0 | 3 | |
| 9 | | JXP- 8 | 4 | 0 | 4 | |
| 11 | | JXP- 10 | 3 | 0 | 3 | |

| | | | | | |
|------------------|----|-----------------|----|----|----|
| | 12 | JXP- 11 | 1 | 0 | 1 |
| | 15 | JXP- 14 | 1 | 0 | 1 |
| | 16 | JXP- 15 | 1 | 0 | 1 |
| Fwd EQs - Bank 1 | 7 | SC-EQ-750- SC-4 | 1 | 0 | 1 |
| | 8 | SC-EQ-750- SC-3 | 1 | 0 | 1 |
| | 9 | SC-EQ-750- SC-2 | 1 | 0 | 1 |
| | 11 | SC-EQ-750- 0 | 1 | 0 | 1 |
| | 12 | SC-EQ-750- 2 | 6 | 1 | 7 |
| | 13 | SC-EQ-750- 4 | 4 | 0 | 4 |
| | 14 | SC-EQ-750- 6 | 8 | 1 | 9 |
| | 15 | SC-EQ-750- 8 | 2 | 1 | 3 |
| | 16 | SC-EQ-750- 10 | 6 | 0 | 6 |
| | 17 | SC-EQ-750- 12 | 2 | 0 | 2 |
| Ret EQs - Bank 1 | 1 | SEE-40- 0 | 6 | 0 | 6 |
| | 2 | SEE-40- 2 | 22 | 3 | 25 |
| | 3 | SEE-40- 4 | 4 | 0 | 4 |
| Feedermakers | 1 | | 1 | 0 | 1 |
| Inline EQs | 2 | | 2 | 0 | 2 |
| | 4 | EX ST SPLICE | 1 | 0 | 1 |
| | 6 | EX BL SPLICE | 0 | 2 | 2 |
| | 10 | MNX-A-4 FILTER | 0 | 6 | 6 |
| 2-Port Taps | 3 | FFT2-17K | 5 | 0 | 5 |
| | 4 | FFT2-14K | 5 | 2 | 7 |
| | 5 | FFT2-10K | 7 | 2 | 9 |
| | 6 | FFT2-7K | 14 | 1 | 15 |
| | 7 | FFT2-4TK | 10 | 2 | 12 |
| 4-Port Taps | 1 | FFT4-23K | 13 | 0 | 13 |
| | 2 | FFT4-20K | 21 | 1 | 22 |
| | 3 | FFT4-17K | 29 | 1 | 30 |
| | 4 | FFT4-14K | 29 | 2 | 31 |
| | 5 | FFT4-10K | 29 | 2 | 31 |
| | 6 | FFT4-7TK | 13 | 5 | 18 |
| 8-Port Taps | 1 | FFT8-23K | 12 | 0 | 12 |
| | 2 | FFT8-20K | 8 | 0 | 8 |
| | 3 | FFT8-17K | 9 | 1 | 10 |
| | 4 | FFT8-14K | 7 | 0 | 7 |
| | 5 | FFT8-10TK | 13 | 3 | 16 |
| Couplers | 1 | LPI100 | 4 | 0 | 4 |
| | 2 | LLS102 | 8 | 3 | 11 |
| | 3 | LLS103 | 3 | 1 | 4 |
| | 4 | LDC108 | 9 | 2 | 11 |
| | 5 | LDC112 | 4 | 2 | 6 |
| | 11 | JUMPER | 51 | 1 | 52 |
| | 12 | MBD-SPLT | 3 | 0 | 3 |
| | 13 | MBD-DC10 | 3 | 0 | 3 |
| Power Supplies | 1 | XM 9015 | 4 | 0 | 4 |
| Miscellaneous | 1 | HTH Conn. | 58 | 17 | 75 |

| | | | | | |
|-------------------|----|--------------------|-------|------|-------|
| | 3 | Term | 13 | 7 | 20 |
| | 7 | SBH-1022 | 0 | 21 | 21 |
| | 8 | SBH-1432 | 0 | 3 | 3 |
| General BOM Info. | | Housecount | 870 | 163 | 1033 |
| | | Ports | 1010 | 90 | 1100 |
| | | Non-MDU Housecount | 662 | 42 | 704 |
| | | MDU Housecount | 208 | 121 | 329 |
| | | MDU Tap Ports | 36 | 26 | 62 |
| | | MDU Tap Ports Used | 19 | 9 | 28 |
| | | COM Housecount | 0 | 0 | 0 |
| | | COM Tap Ports | 0 | 0 | 0 |
| | | COM Tap Ports Used | 0 | 0 | 0 |
| | | Drop Sp. Ports | 0 | 0 | 0 |
| | | Non-Design HC | 0 | 0 | 0 |
| | | Trunk Amps | 20 | 2 | 22 |
| | | Line Extenders | 12 | 1 | 13 |
| | | Equalizers | 3 | 8 | 11 |
| | | Taps (2-Port) | 41 | 7 | 48 |
| | | Taps (4-Port) | 134 | 11 | 145 |
| | | Taps (6-Port) | 0 | 0 | 0 |
| | | Taps (8-Port) | 49 | 4 | 53 |
| | | Taps (total) | 224 | 22 | 246 |
| | | 2-Way Couplers | 54 | 8 | 62 |
| | | 3-Way Couplers | 3 | 1 | 4 |
| | | Strand/Trench | 31248 | 3599 | 34847 |
| | | Poles Used | 259 | 0 | 259 |
| Cables | 0 | EX QR715-AR | 31173 | 0 | 31173 |
| | | 100 Series | 9509 | 0 | 9509 |
| | | Total EX QR715-AR | 40682 | 0 | 40682 |
| | 16 | NW RG11-AR | 75 | 0 | 75 |
| | | Total NW RG11-AR | 75 | 0 | 75 |
| | 1 | EX QR715-UG | 0 | 3599 | 3599 |
| | | 100 Series | 0 | 476 | 476 |
| | | Total EX QR715-UG | 0 | 4075 | 4075 |
| Connectors | 0 | QR 715 P-T | 520 | 0 | 520 |
| | 16 | RG 11 P-T | 2 | 0 | 2 |
| | 1 | QR 715 P-T | 0 | 48 | 48 |

Equipment For Network file: SE-04.

Parameters: TACOMA-750
 Actives: TACOMA-750
 Taps: TACOMA-750
 Couplers: TACOMA-750
 Cables: TACOMA-750

| Equipment type | Line # | Part Number | Ae - p1 | UG - p1 | Total - p1 |
|-------------------|--------|---------------|---------|---------|------------|
| Actives | 1 | BLE 750-SH | 20 | 0 | 20 |
| | 2 | BLE 750-SH | 4 | 0 | 4 |
| | 13 | MB 750-SH | 9 | 0 | 9 |
| | 14 | MB 750-SH | 6 | 0 | 6 |
| | 15 | MB 750-SH | 2 | 0 | 2 |
| | 16 | MB 750-SH | 1 | 0 | 1 |
| | 32 | Stargate 2000 | 2 | 0 | 2 |
| Reserve Gain | 1 | BLE-750 AR | 20 | 0 | 20 |
| | 2 | BLE-750 AR | 4 | 0 | 4 |
| | 13 | MB-750 AR | 9 | 0 | 9 |
| | 14 | MB-750 AR | 6 | 0 | 6 |
| | 15 | MB-750 AR | 2 | 0 | 2 |
| | 16 | MB-750 AR | 1 | 0 | 1 |
| | 32 | Stargate 2000 | 2 | 0 | 2 |
| Fwd Pads - Bank 1 | 1 | JXP- 0 | 4 | 0 | 4 |
| | 2 | JXP- 1 | 2 | 0 | 2 |
| | 3 | JXP- 2 | 2 | 0 | 2 |
| | 4 | JXP- 3 | 6 | 0 | 6 |
| | 5 | JXP- 4 | 5 | 0 | 5 |
| | 6 | JXP- 5 | 4 | 0 | 4 |
| | 7 | JXP- 6 | 1 | 0 | 1 |
| | 8 | JXP- 7 | 5 | 0 | 5 |
| | 9 | JXP- 8 | 7 | 0 | 7 |
| | 10 | JXP- 9 | 2 | 0 | 2 |
| | 11 | JXP- 10 | 3 | 0 | 3 |
| | 12 | JXP- 11 | 1 | 0 | 1 |
| | 13 | JXP- 12 | 1 | 0 | 1 |
| | 14 | JXP- 13 | 1 | 0 | 1 |
| Fwd Pads - Bank 4 | 1 | NODE | 0 | 1 | 1 |
| Ret Pads - Bank 1 | 1 | JXP- 0 | 7 | 0 | 7 |
| | 2 | JXP- 1 | 2 | 0 | 2 |
| | 3 | JXP- 2 | 4 | 0 | 4 |
| | 4 | JXP- 3 | 4 | 0 | 4 |
| | 5 | JXP- 4 | 5 | 0 | 5 |
| | 6 | JXP- 5 | 2 | 0 | 2 |
| | 7 | JXP- 6 | 3 | 0 | 3 |
| | 8 | JXP- 7 | 2 | 0 | 2 |
| | 9 | JXP- 8 | 3 | 0 | 3 |

| | | | | | |
|-------------------|----|--------------------|------|---|------|
| | 10 | JXP- 9 | 6 | 0 | 6 |
| | 11 | JXP- 10 | 2 | 0 | 2 |
| | 12 | JXP- 11 | 2 | 0 | 2 |
| | 16 | JXP- 15 | 2 | 0 | 2 |
| Ret Pads - Bank 4 | 1 | NODE | 0 | 1 | 1 |
| Fwd EQs - Bank 1 | 6 | SC-EQ-750- SC-5 | 1 | 0 | 1 |
| | 10 | SC-EQ-750- SC-1 | 1 | 0 | 1 |
| | 11 | SC-EQ-750- 0 | 5 | 0 | 5 |
| | 12 | SC-EQ-750- 2 | 6 | 0 | 6 |
| | 13 | SC-EQ-750- 4 | 11 | 0 | 11 |
| | 14 | SC-EQ-750- 6 | 7 | 0 | 7 |
| | 15 | SC-EQ-750- 8 | 9 | 0 | 9 |
| | 16 | SC-EQ-750- 10 | 4 | 0 | 4 |
| Ret EQs - Bank 1 | 1 | SEE-40- 0 | 11 | 0 | 11 |
| | 2 | SEE-40- 2 | 31 | 0 | 31 |
| | 3 | SEE-40- 4 | 2 | 0 | 2 |
| FeederMakers | 1 | | 1 | 0 | 1 |
| Inline EQs | 4 | EX ST SPLICE | 1 | 0 | 1 |
| 2-Port Taps | 5 | FFT2-10K | 6 | 0 | 6 |
| | 6 | FFT2-7K | 10 | 0 | 10 |
| | 7 | FFT2-4TK | 11 | 0 | 11 |
| 4-Port Taps | 1 | FFT4-23K | 24 | 0 | 24 |
| | 2 | FFT4-20K | 29 | 0 | 29 |
| | 3 | FFT4-17K | 38 | 0 | 38 |
| | 4 | FFT4-14K | 23 | 0 | 23 |
| | 5 | FFT4-10K | 39 | 0 | 39 |
| | 6 | FFT4-7TK | 19 | 2 | 21 |
| 8-Port Taps | 1 | FFT8-23K | 12 | 0 | 12 |
| | 2 | FFT8-20K | 24 | 0 | 24 |
| | 3 | FFT8-17K | 20 | 0 | 20 |
| | 4 | FFT8-14K | 24 | 0 | 24 |
| | 5 | FFT8-10TK | 15 | 0 | 15 |
| Couplers | 1 | LPI100 | 4 | 0 | 4 |
| | 2 | LLS102 | 15 | 0 | 15 |
| | 3 | LLS103 | 2 | 0 | 2 |
| | 4 | LDC108 | 15 | 0 | 15 |
| | 5 | LDC112 | 5 | 0 | 5 |
| | 11 | JUMPER | 27 | 0 | 27 |
| | 12 | MBD-SPLT | 2 | 0 | 2 |
| | 13 | MBD-DC10 | 4 | 0 | 4 |
| Power Supplies | 1 | XM 9015 | 4 | 0 | 4 |
| Miscellaneous | 1 | HTH Conn. | 84 | 0 | 84 |
| | 3 | Term | 20 | 0 | 20 |
| | 7 | SBH-1022 | 0 | 2 | 2 |
| General BOM Info. | | Housecount | 1076 | 8 | 1084 |
| | | Ports | 1502 | 8 | 1510 |
| | | Non-MDU Housecount | 1044 | 8 | 1052 |

| | | | | | |
|------------|---|--------------------|-------|-----|-------|
| | | MDU Housecount | 32 | 0 | 32 |
| | | MDU Tap Ports | 6 | 0 | 6 |
| | | MDU Tap Ports Used | 6 | 0 | 6 |
| | | COM Housecount | 0 | 0 | 0 |
| | | COM Tap Ports | 0 | 0 | 0 |
| | | COM Tap Ports Used | 0 | 0 | 0 |
| | | Drop Sp. Ports | 0 | 0 | 0 |
| | | Non-Design HC | 0 | 0 | 0 |
| | | Trunk Amps | 20 | 0 | 20 |
| | | Line Extenders | 24 | 0 | 24 |
| | | Equalizers | 1 | 0 | 1 |
| | | Taps (2-Port) | 27 | 0 | 27 |
| | | Taps (4-Port) | 172 | 2 | 174 |
| | | Taps (6-Port) | 0 | 0 | 0 |
| | | Taps (8-Port) | 95 | 0 | 95 |
| | | Taps (total) | 294 | 2 | 296 |
| | | 2-Way Couplers | 66 | 0 | 66 |
| | | 3-Way Couplers | 2 | 0 | 2 |
| | | Strand/Trench | 41000 | 245 | 41245 |
| | | Poles Used | 324 | 0 | 324 |
| Cables | 0 | EX QR715-AR | 41000 | 0 | 41000 |
| | | 100 Series | 9464 | 0 | 9464 |
| | | Total EX QR715-AR | 50464 | 0 | 50464 |
| | 1 | EX QR715-UG | 0 | 245 | 245 |
| | | 100 Series | 0 | 58 | 58 |
| | | Total EX QR715-UG | 0 | 303 | 303 |
| Connectors | 0 | QR 715 P-T | 613 | 0 | 613 |
| | 1 | QR 715 P-T | 0 | 4 | 4 |

Equipment For Network file: SE-05.

Parameters: TACOMA-750
 Actives: TACOMA-750
 Taps: TACOMA-750
 Couplers: TACOMA-750
 Cables: TACOMA-750

| Equipment type | Line # | Part Number | Ae - p1 | UG - p1 | Total - p1 |
|-------------------|--------|---------------|---------|---------|------------|
| Actives | 1 | BLE 750-SH | 18 | 0 | 18 |
| | 2 | BLE 750-SH | 1 | 0 | 1 |
| | 13 | MB 750-SH | 5 | 0 | 5 |
| | 14 | MB 750-SH | 4 | 0 | 4 |
| | 15 | MB 750-SH | 7 | 0 | 7 |
| | 16 | MB 750-SH | 4 | 0 | 4 |
| | 32 | Stargate 2000 | 2 | 0 | 2 |
| Reserve Gain | 1 | BLE-750 AR | 18 | 0 | 18 |
| | 2 | BLE-750 AR | 1 | 0 | 1 |
| | 13 | MB-750 AR | 5 | 0 | 5 |
| | 14 | MB-750 AR | 4 | 0 | 4 |
| | 15 | MB-750 AR | 7 | 0 | 7 |
| | 16 | MB-750 AR | 4 | 0 | 4 |
| | 32 | Stargate 2000 | 2 | 0 | 2 |
| Fwd Pads - Bank 1 | 1 | JXP- 0 | 5 | 0 | 5 |
| | 2 | JXP- 1 | 2 | 0 | 2 |
| | 3 | JXP- 2 | 4 | 0 | 4 |
| | 4 | JXP- 3 | 2 | 0 | 2 |
| | 5 | JXP- 4 | 3 | 0 | 3 |
| | 6 | JXP- 5 | 5 | 0 | 5 |
| | 7 | JXP- 6 | 2 | 0 | 2 |
| | 8 | JXP- 7 | 7 | 0 | 7 |
| | 9 | JXP- 8 | 3 | 0 | 3 |
| | 10 | JXP- 9 | 1 | 0 | 1 |
| | 11 | JXP- 10 | 2 | 0 | 2 |
| | 12 | JXP- 11 | 4 | 0 | 4 |
| | 13 | JXP- 12 | 1 | 0 | 1 |
| Ret Pads - Bank 1 | 1 | JXP- 0 | 5 | 0 | 5 |
| | 2 | JXP- 1 | 2 | 0 | 2 |
| | 3 | JXP- 2 | 1 | 0 | 1 |
| | 4 | JXP- 3 | 2 | 0 | 2 |
| | 5 | JXP- 4 | 3 | 0 | 3 |
| | 6 | JXP- 5 | 5 | 0 | 5 |
| | 7 | JXP- 6 | 3 | 0 | 3 |
| | 8 | JXP- 7 | 2 | 0 | 2 |
| | 9 | JXP- 8 | 4 | 0 | 4 |
| | 10 | JXP- 9 | 5 | 0 | 5 |
| | 11 | JXP- 10 | 3 | 0 | 3 |

| | | | | | |
|-------------------|----|--------------------|------|----|------|
| | 12 | JXP- 11 | 4 | 0 | 4 |
| | 16 | JXP- 15 | 2 | 0 | 2 |
| Fwd EQs - Bank 1 | 10 | SC-EQ-750- SC-1 | 1 | 0 | 1 |
| | 11 | SC-EQ-750- 0 | 4 | 0 | 4 |
| | 12 | SC-EQ-750- 2 | 3 | 0 | 3 |
| | 13 | SC-EQ-750- 4 | 10 | 0 | 10 |
| | 14 | SC-EQ-750- 6 | 4 | 0 | 4 |
| | 15 | SC-EQ-750- 8 | 10 | 0 | 10 |
| | 16 | SC-EQ-750- 10 | 5 | 0 | 5 |
| | 17 | SC-EQ-750- 12 | 2 | 0 | 2 |
| | 18 | SC-EQ-750- 14 | 2 | 0 | 2 |
| Ret EQs - Bank 1 | 1 | SEE-40- 0 | 7 | 0 | 7 |
| | 2 | SEE-40- 2 | 27 | 0 | 27 |
| | 3 | SEE-40- 4 | 7 | 0 | 7 |
| FeederMakers | 1 | | 1 | 0 | 1 |
| 2-Port Taps | 2 | FFT2-20K | 2 | 0 | 2 |
| | 3 | FFT2-17K | 4 | 0 | 4 |
| | 4 | FFT2-14K | 5 | 0 | 5 |
| | 5 | FFT2-10K | 12 | 0 | 12 |
| | 6 | FFT2-7K | 8 | 0 | 8 |
| | 7 | FFT2-4TK | 9 | 0 | 9 |
| 4-Port Taps | 1 | FFT4-23K | 17 | 0 | 17 |
| | 2 | FFT4-20K | 20 | 0 | 20 |
| | 3 | FFT4-17K | 26 | 0 | 26 |
| | 4 | FFT4-14K | 24 | 0 | 24 |
| | 5 | FFT4-10K | 23 | 0 | 23 |
| | 6 | FFT4-7TK | 17 | 0 | 17 |
| 8-Port Taps | 1 | FFT8-23K | 19 | 0 | 19 |
| | 2 | FFT8-20K | 27 | 0 | 27 |
| | 3 | FFT8-17K | 23 | 0 | 23 |
| | 4 | FFT8-14K | 15 | 0 | 15 |
| | 5 | FFT8-10TK | 18 | 0 | 18 |
| Couplers | 1 | LPI100 | 4 | 0 | 4 |
| | 2 | LLS102 | 11 | 0 | 11 |
| | 3 | LLS103 | 4 | 0 | 4 |
| | 4 | LDC108 | 6 | 0 | 6 |
| | 5 | LDC112 | 6 | 0 | 6 |
| | 11 | JUMPER | 46 | 0 | 46 |
| | 12 | MBD-SPLT | 2 | 0 | 2 |
| | 13 | MBD-DC10 | 5 | 0 | 5 |
| Power Supplies | 1 | XM 9015 | 4 | 0 | 4 |
| Miscellaneous | 1 | HTH Conn. | 87 | 0 | 87 |
| | 3 | Term | 18 | 1 | 19 |
| General BOM Info. | | Housecount | 1147 | 20 | 1167 |
| | | Ports | 1404 | 0 | 1404 |
| | | Non-MDU Housecount | 979 | 0 | 979 |
| | | MDU Housecount | 168 | 20 | 188 |

| | | | | | |
|------------|---|--------------------|-------|----|-------|
| | | MDU Tap Ports | 42 | 0 | 42 |
| | | MDU Tap Ports Used | 22 | 1 | 23 |
| | | COM Housecount | 0 | 0 | 0 |
| | | COM Tap Ports | 0 | 0 | 0 |
| | | COM Tap Ports Used | 0 | 0 | 0 |
| | | Drop Sp. Ports | 0 | 0 | 0 |
| | | Non-Design HC | 0 | 0 | 0 |
| | | Trunk Amps | 22 | 0 | 22 |
| | | Line Extenders | 19 | 0 | 19 |
| | | Equalizers | 0 | 0 | 0 |
| | | Taps (2-Port) | 40 | 0 | 40 |
| | | Taps (4-Port) | 127 | 0 | 127 |
| | | Taps (6-Port) | 0 | 0 | 0 |
| | | Taps (8-Port) | 102 | 0 | 102 |
| | | Taps (total) | 269 | 0 | 269 |
| | | 2-Way Couplers | 57 | 0 | 57 |
| | | 3-Way Couplers | 4 | 0 | 4 |
| | | Strand/Trench | 33413 | 50 | 33463 |
| | | Poles Used | 290 | 0 | 290 |
| Cables | 0 | EX QR715-AR | 33413 | 0 | 33413 |
| | | 100 Series | 11975 | 0 | 11975 |
| | | Total EX QR715-AR | 45388 | 0 | 45388 |
| | 1 | 400 Series | 0 | 50 | 50 |
| | | 500 Series | 0 | 28 | 28 |
| | | Total EX QR715-UG | 0 | 78 | 78 |
| Connectors | 0 | QR 715 P-T | 563 | 0 | 563 |
| | 1 | QR 715 P-T | 0 | 1 | 1 |

Equipment For Network file: SE-06.

Parameters: TACOMA-750
 Actives: TACOMA-750
 Taps: TACOMA-750
 Couplers: TACOMA-750
 Cables: TACOMA-750

| Equipment type | Line # | Part Number | Ae - p1 | UG - p1 | Total - p1 |
|-------------------|--------------|---------------|------------|---------|------------|
| Actives | 1 | BLE 750-SH | 19 | 0 | 19 |
| | 2 | BLE 750-SH | 5 | 1 | 6 |
| | 13 | MB 750-SH | 6 | 0 | 6 |
| | 14 | MB 750-SH | 6 | 0 | 6 |
| | 15 | MB 750-SH | 6 | 0 | 6 |
| | 16 | MB 750-SH | 4 | 0 | 4 |
| | 32 | Stargate 2000 | 1 | 0 | 1 |
| | Reserve Gain | 1 | BLE-750 AR | 19 | 0 |
| 2 | | BLE-750 AR | 5 | 1 | 6 |
| 13 | | MB-750 AR | 6 | 0 | 6 |
| 14 | | MB-750 AR | 6 | 0 | 6 |
| 15 | | MB-750 AR | 6 | 0 | 6 |
| 16 | | MB-750 AR | 4 | 0 | 4 |
| 32 | | Stargate 2000 | 1 | 0 | 1 |
| Fwd Pads - Bank 1 | 1 | JXP- 0 | 1 | 0 | 1 |
| | 2 | JXP- 1 | 1 | 0 | 1 |
| | 3 | JXP- 2 | 6 | 0 | 6 |
| | 4 | JXP- 3 | 5 | 0 | 5 |
| | 5 | JXP- 4 | 7 | 0 | 7 |
| | 6 | JXP- 5 | 3 | 1 | 4 |
| | 7 | JXP- 6 | 7 | 0 | 7 |
| | 8 | JXP- 7 | 5 | 0 | 5 |
| | 9 | JXP- 8 | 4 | 0 | 4 |
| | 10 | JXP- 9 | 2 | 0 | 2 |
| | 11 | JXP- 10 | 3 | 0 | 3 |
| | 12 | JXP- 11 | 2 | 0 | 2 |
| | 13 | JXP- 12 | 1 | 0 | 1 |
| Fwd Pads - Bank 4 | 1 | NODE | 6 | 2 | 8 |
| Ret Pads - Bank 1 | 1 | JXP- 0 | 5 | 0 | 5 |
| | 2 | JXP- 1 | 2 | 0 | 2 |
| | 4 | JXP- 3 | 8 | 0 | 8 |
| | 5 | JXP- 4 | 4 | 0 | 4 |
| | 6 | JXP- 5 | 3 | 0 | 3 |
| | 7 | JXP- 6 | 10 | 0 | 10 |
| | 8 | JXP- 7 | 4 | 0 | 4 |
| | 9 | JXP- 8 | 4 | 1 | 5 |
| | 10 | JXP- 9 | 3 | 0 | 3 |
| | 11 | JXP- 10 | 1 | 0 | 1 |

| | | | | | |
|-------------------|----|-----------------|----|----|----|
| | 12 | JXP- 11 | 1 | 0 | 1 |
| | 13 | JXP- 12 | 1 | 0 | 1 |
| | 16 | JXP- 15 | 1 | 0 | 1 |
| Ret Pads - Bank 4 | 1 | NODE | 6 | 2 | 8 |
| Fwd EQs - Bank 1 | 6 | SC-EQ-750- SC-5 | 2 | 0 | 2 |
| | 7 | SC-EQ-750- SC-4 | 1 | 0 | 1 |
| | 11 | SC-EQ-750- 0 | 4 | 0 | 4 |
| | 12 | SC-EQ-750- 2 | 6 | 0 | 6 |
| | 13 | SC-EQ-750- 4 | 8 | 0 | 8 |
| | 14 | SC-EQ-750- 6 | 13 | 1 | 14 |
| | 15 | SC-EQ-750- 8 | 10 | 0 | 10 |
| | 16 | SC-EQ-750- 10 | 1 | 0 | 1 |
| | 17 | SC-EQ-750- 12 | 1 | 0 | 1 |
| | 18 | SC-EQ-750- 14 | 1 | 0 | 1 |
| Ret EQs - Bank 1 | 1 | SEE-40- 0 | 6 | 0 | 6 |
| | 2 | SEE-40- 2 | 38 | 1 | 39 |
| | 3 | SEE-40- 4 | 3 | 0 | 3 |
| Feeder makers | 1 | | 1 | 0 | 1 |
| Inline EQs | 4 | EX ST SPLICE | 3 | 0 | 3 |
| 2-Port Taps | 4 | FFT2-14K | 5 | 0 | 5 |
| | 5 | FFT2-10K | 7 | 0 | 7 |
| | 6 | FFT2-7K | 7 | 1 | 8 |
| | 7 | FFT2-4TK | 4 | 1 | 5 |
| 4-Port Taps | 1 | FFT4-23K | 26 | 0 | 26 |
| | 2 | FFT4-20K | 51 | 0 | 51 |
| | 3 | FFT4-17K | 47 | 2 | 49 |
| | 4 | FFT4-14K | 43 | 3 | 46 |
| | 5 | FFT4-10K | 71 | 4 | 75 |
| | 6 | FFT4-7TK | 27 | 4 | 31 |
| 8-Port Taps | 1 | FFT8-23K | 6 | 1 | 7 |
| | 2 | FFT8-20K | 7 | 1 | 8 |
| | 3 | FFT8-17K | 14 | 0 | 14 |
| | 4 | FFT8-14K | 17 | 2 | 19 |
| | 5 | FFT8-10TK | 12 | 1 | 13 |
| Couplers | 1 | LPI100 | 4 | 0 | 4 |
| | 2 | LLS102 | 16 | 0 | 16 |
| | 3 | LLS103 | 8 | 0 | 8 |
| | 4 | LDC108 | 13 | 0 | 13 |
| | 5 | LDC112 | 5 | 0 | 5 |
| | 11 | JUMPER | 28 | 0 | 28 |
| | 12 | MBD-SPLT | 5 | 0 | 5 |
| | 13 | MBD-DC10 | 6 | 0 | 6 |
| Power Supplies | 1 | XM 9015 | 4 | 0 | 4 |
| Miscellaneous | 1 | HTH Conn. | 88 | 2 | 90 |
| | 2 | Splice | 0 | 1 | 1 |
| | 3 | Term | 33 | 5 | 38 |
| | 7 | SBH-1022 | 0 | 19 | 19 |

| | | | | | |
|-------------------|----|--------------------|-------|------|-------|
| | 8 | SBH-1432 | 0 | 1 | 1 |
| General BOM Info. | | Housecount | 1074 | 70 | 1144 |
| | | Ports | 1554 | 96 | 1650 |
| | | Non-MDU Housecount | 1063 | 70 | 1133 |
| | | MDU Housecount | 11 | 0 | 11 |
| | | MDU Tap Ports | 4 | 0 | 4 |
| | | MDU Tap Ports Used | 2 | 0 | 2 |
| | | COM Housecount | 0 | 0 | 0 |
| | | COM Tap Ports | 0 | 0 | 0 |
| | | COM Tap Ports Used | 0 | 0 | 0 |
| | | Drop Sp. Ports | 0 | 0 | 0 |
| | | Non-Design HC | 0 | 0 | 0 |
| | | Trunk Amps | 23 | 0 | 23 |
| | | Line Extenders | 24 | 1 | 25 |
| | | Equalizers | 3 | 0 | 3 |
| | | Taps (2-Port) | 23 | 2 | 25 |
| | | Taps (4-Port) | 265 | 13 | 278 |
| | | Taps (6-Port) | 0 | 0 | 0 |
| | | Taps (8-Port) | 56 | 5 | 61 |
| | | Taps (total) | 344 | 20 | 364 |
| | | 2-Way Couplers | 75 | 0 | 75 |
| | | 3-Way Couplers | 8 | 0 | 8 |
| | | Strand/Trench | 46514 | 3335 | 49849 |
| | | Poles Used | 374 | 0 | 374 |
| Cables | 0 | EX QR715-AR | 46514 | 0 | 46514 |
| | | 100 Series | 10648 | 0 | 10648 |
| | | Total EX QR715-AR | 57162 | 0 | 57162 |
| | 1 | EX QR715-UG | 0 | 3130 | 3130 |
| | | 100 Series | 0 | 329 | 329 |
| | | Total EX QR715-UG | 0 | 3459 | 3459 |
| | 11 | NW QR715-UG | 0 | 205 | 205 |
| | | Total NW QR715-UG | 0 | 205 | 205 |
| Connectors | 0 | QR 715 P-T | 717 | 0 | 717 |
| | 1 | QR 715 P-T | 0 | 36 | 36 |
| | 11 | QR 715 P-T | 0 | 2 | 2 |

Equipment For Network file: SE-07.

Parameters: TACOMA-750
 Actives: TACOMA-750
 Taps: TACOMA-750
 Couplers: TACOMA-750
 Cables: TACOMA-750

| Equipment type | Line # | Part Number | Ae - p1 | UG - p1 | Total - p1 | |
|-------------------|-------------------|---------------|------------|---------|------------|----|
| Actives | 1 | BLE 750-SH | 17 | 3 | 20 | |
| | 2 | BLE 750-SH | 1 | 0 | 1 | |
| | 13 | MB 750-SH | 7 | 0 | 7 | |
| | 14 | MB 750-SH | 6 | 1 | 7 | |
| | 15 | MB 750-SH | 4 | 0 | 4 | |
| | 16 | MB 750-SH | 2 | 0 | 2 | |
| | 23 | CWS MB 750-SH | 1 | 0 | 1 | |
| | 32 | Stargate 2000 | 1 | 0 | 1 | |
| | 43 | BLE100-HSXH-F | 0 | 1 | 1 | |
| | 44 | BLE100-HSXH-F | 1 | 0 | 1 | |
| | Reserve Gain | 1 | BLE-750 AR | 17 | 3 | 20 |
| | | 2 | BLE-750 AR | 1 | 0 | 1 |
| | | 13 | MB-750 AR | 7 | 0 | 7 |
| | | 14 | MB-750 AR | 6 | 1 | 7 |
| 15 | | MB-750 AR | 4 | 0 | 4 | |
| 16 | | MB-750 AR | 2 | 0 | 2 | |
| 23 | | MB-750 UG | 1 | 0 | 1 | |
| 32 | | Stargate 2000 | 1 | 0 | 1 | |
| 43 | | | 0 | 1 | 1 | |
| 44 | | | 1 | 0 | 1 | |
| Fwd Pads - Bank 1 | 1 | JXP- 0 | 2 | 0 | 2 | |
| | 2 | JXP- 1 | 1 | 0 | 1 | |
| | 3 | JXP- 2 | 4 | 0 | 4 | |
| | 4 | JXP- 3 | 1 | 2 | 3 | |
| | 5 | JXP- 4 | 2 | 1 | 3 | |
| | 6 | JXP- 5 | 4 | 0 | 4 | |
| | 7 | JXP- 6 | 6 | 1 | 7 | |
| | 8 | JXP- 7 | 4 | 0 | 4 | |
| | 9 | JXP- 8 | 2 | 0 | 2 | |
| | 10 | JXP- 9 | 6 | 0 | 6 | |
| | 11 | JXP- 10 | 4 | 1 | 5 | |
| | 12 | JXP- 11 | 1 | 0 | 1 | |
| | 13 | JXP- 12 | 1 | 0 | 1 | |
| | 14 | JXP- 13 | 1 | 0 | 1 | |
| | 16 | JXP- 15 | 1 | 0 | 1 | |
| | Ret Pads - Bank 1 | 1 | JXP- 0 | 2 | 0 | 2 |
| 2 | | JXP- 1 | 3 | 0 | 3 | |
| 3 | | JXP- 2 | 2 | 0 | 2 | |

| | | | | | |
|------------------|----|-----------------|----|---|----|
| | 4 | JXP- 3 | 2 | 0 | 2 |
| | 5 | JXP- 4 | 2 | 1 | 3 |
| | 6 | JXP- 5 | 6 | 0 | 6 |
| | 7 | JXP- 6 | 3 | 0 | 3 |
| | 8 | JXP- 7 | 9 | 2 | 11 |
| | 9 | JXP- 8 | 1 | 0 | 1 |
| | 10 | JXP- 9 | 7 | 1 | 8 |
| | 11 | JXP- 10 | 2 | 0 | 2 |
| | 13 | JXP- 12 | 0 | 1 | 1 |
| | 16 | JXP- 15 | 1 | 0 | 1 |
| Fwd EQs - Bank 1 | 6 | SC-EQ-750- SC-5 | 1 | 0 | 1 |
| | 9 | SC-EQ-750- SC-2 | 2 | 0 | 2 |
| | 11 | SC-EQ-750- 0 | 6 | 0 | 6 |
| | 12 | SC-EQ-750- 2 | 2 | 0 | 2 |
| | 13 | SC-EQ-750- 4 | 9 | 0 | 9 |
| | 14 | SC-EQ-750- 6 | 7 | 2 | 9 |
| | 15 | SC-EQ-750- 8 | 7 | 1 | 8 |
| | 16 | SC-EQ-750- 10 | 4 | 2 | 6 |
| | 17 | SC-EQ-750- 12 | 1 | 0 | 1 |
| | 18 | SC-EQ-750- 14 | 1 | 0 | 1 |
| Ret EQs - Bank 1 | 1 | SEE-40- 0 | 3 | 1 | 4 |
| | 2 | SEE-40- 2 | 31 | 3 | 34 |
| | 3 | SEE-40- 4 | 6 | 1 | 7 |
| Feeder makers | 1 | | 1 | 0 | 1 |
| Inline EQs | 4 | EX ST SPLICE | 0 | 1 | 1 |
| | 6 | EX BL SPLICE | 0 | 4 | 4 |
| 2-Port Taps | 2 | FFT2-20K | 0 | 2 | 2 |
| | 3 | FFT2-17K | 1 | 0 | 1 |
| | 4 | FFT2-14K | 1 | 0 | 1 |
| | 5 | FFT2-10K | 3 | 0 | 3 |
| | 6 | FFT2-7K | 5 | 1 | 6 |
| | 7 | FFT2-4TK | 8 | 0 | 8 |
| 4-Port Taps | 1 | FFT4-23K | 22 | 1 | 23 |
| | 2 | FFT4-20K | 36 | 4 | 40 |
| | 3 | FFT4-17K | 53 | 9 | 62 |
| | 4 | FFT4-14K | 33 | 9 | 42 |
| | 5 | FFT4-10K | 42 | 4 | 46 |
| | 6 | FFT4-7TK | 24 | 1 | 25 |
| 8-Port Taps | 1 | FFT8-23K | 5 | 0 | 5 |
| | 2 | FFT8-20K | 9 | 1 | 10 |
| | 3 | FFT8-17K | 13 | 0 | 13 |
| | 4 | FFT8-14K | 17 | 1 | 18 |
| | 5 | FFT8-10TK | 6 | 3 | 9 |
| Couplers | 1 | LPI100 | 4 | 0 | 4 |
| | 2 | LLS102 | 13 | 2 | 15 |
| | 3 | LLS103 | 6 | 1 | 7 |
| | 4 | LDC108 | 10 | 0 | 10 |

| | | | | | |
|-------------------|----|--------------------|-------|------|-------|
| | 5 | LDC112 | 5 | 1 | 6 |
| | 11 | JUMPER | 29 | 1 | 30 |
| | 12 | MBD-SPLT | 6 | 1 | 7 |
| | 13 | MBD-DC10 | 2 | 0 | 2 |
| Power Supplies | 1 | XM 9015 | 4 | 0 | 4 |
| Miscellaneous | 1 | HTH Conn. | 72 | 9 | 81 |
| | 2 | Splice | 0 | 2 | 2 |
| | 3 | Term | 31 | 6 | 37 |
| | 7 | SBH-1022 | 0 | 38 | 38 |
| | 8 | SBH-1432 | 0 | 6 | 6 |
| General BOM Info. | | Housecount | 956 | 134 | 1090 |
| | | Ports | 1276 | 158 | 1434 |
| | | Non-MDU Housecount | 907 | 134 | 1041 |
| | | MDU Housecount | 49 | 0 | 49 |
| | | MDU Tap Ports | 8 | 0 | 8 |
| | | MDU Tap Ports Used | 6 | 0 | 6 |
| | | COM Housecount | 0 | 0 | 0 |
| | | COM Tap Ports | 0 | 0 | 0 |
| | | COM Tap Ports Used | 0 | 0 | 0 |
| | | Drop Sp. Ports | 0 | 0 | 0 |
| | | Non-Design HC | 0 | 0 | 0 |
| | | Trunk Amps | 22 | 2 | 24 |
| | | Line Extenders | 18 | 3 | 21 |
| | | Equalizers | 0 | 5 | 5 |
| | | Taps (2-Port) | 18 | 3 | 21 |
| | | Taps (4-Port) | 210 | 28 | 238 |
| | | Taps (6-Port) | 0 | 0 | 0 |
| | | Taps (8-Port) | 50 | 5 | 55 |
| | | Taps (total) | 278 | 36 | 314 |
| | | 2-Way Couplers | 63 | 5 | 68 |
| | | 3-Way Couplers | 6 | 1 | 7 |
| | | Strand/Trench | 38341 | 6988 | 45329 |
| | | Poles Used | 305 | 0 | 305 |
| Cables | 0 | EX QR715-AR | 38134 | 0 | 38134 |
| | | 100 Series | 10086 | 0 | 10086 |
| | | 400 Series | 207 | 0 | 207 |
| | | 500 Series | 207 | 0 | 207 |
| | | Total EX QR715-AR | 48634 | 0 | 48634 |
| | 10 | 100 Series | 155 | 0 | 155 |
| | | Total NW QR715-AR | 155 | 0 | 155 |
| | 1 | EX QR715-UG | 0 | 6572 | 6572 |
| | | 100 Series | 0 | 1020 | 1020 |
| | | Total EX QR715-UG | 0 | 7592 | 7592 |
| | 11 | NW QR715-UG | 0 | 220 | 220 |
| | | 200 Series | 0 | 35 | 35 |
| | | Total NW QR715-UG | 0 | 255 | 255 |
| | 13 | NW P3-500 UG | 0 | 161 | 161 |

| | | | | | |
|------------|----|--------------------|-----|-----|-----|
| | | Total NW P3-500 UG | 0 | 161 | 161 |
| Connectors | 0 | QR 715 P-T | 586 | 0 | 586 |
| | 10 | QR 715 P-T | 2 | 0 | 2 |
| | 1 | QR 715 P-T | 0 | 82 | 82 |
| | 11 | QR 715 P-T | 0 | 2 | 2 |
| | 13 | | 0 | 2 | 2 |

Equipment For Network file: SE-08.

Parameters: TACOMA-750
 Actives: TACOMA-750
 Taps: TACOMA-750
 Couplers: TACOMA-750
 Cables: TACOMA-750

| Equipment type | Line # | Part Number | Ae - p1 | UG - p1 | Total - p1 |
|-------------------|-------------------|----------------|------------|---------|------------|
| Actives | 1 | BLE 750-SH | 11 | 0 | 11 |
| | 2 | BLE 750-SH | 4 | 0 | 4 |
| | 13 | MB 750-SH | 7 | 0 | 7 |
| | 14 | MB 750-SH | 11 | 0 | 11 |
| | 15 | MB 750-SH | 6 | 0 | 6 |
| | 32 | Stargate 2000 | 1 | 0 | 1 |
| | 47 | MB100S-2HSXH-F | 1 | 0 | 1 |
| | Reserve Gain | 1 | BLE-750 AR | 11 | 0 |
| 2 | | BLE-750 AR | 4 | 0 | 4 |
| 13 | | MB-750 AR | 7 | 0 | 7 |
| 14 | | MB-750 AR | 11 | 0 | 11 |
| 15 | | MB-750 AR | 6 | 0 | 6 |
| 32 | | Stargate 2000 | 1 | 0 | 1 |
| 47 | | | 1 | 0 | 1 |
| Fwd Pads - Bank 1 | 1 | JXP- 0 | 3 | 0 | 3 |
| | 2 | JXP- 1 | 4 | 0 | 4 |
| | 3 | JXP- 2 | 3 | 0 | 3 |
| | 4 | JXP- 3 | 2 | 0 | 2 |
| | 5 | JXP- 4 | 8 | 0 | 8 |
| | 6 | JXP- 5 | 3 | 0 | 3 |
| | 7 | JXP- 6 | 3 | 0 | 3 |
| | 8 | JXP- 7 | 6 | 0 | 6 |
| | 9 | JXP- 8 | 1 | 0 | 1 |
| | 10 | JXP- 9 | 4 | 0 | 4 |
| | 11 | JXP- 10 | 1 | 0 | 1 |
| | 12 | JXP- 11 | 1 | 0 | 1 |
| | 13 | JXP- 12 | 1 | 0 | 1 |
| | 15 | JXP- 14 | 1 | 0 | 1 |
| | Ret Pads - Bank 1 | 1 | JXP- 0 | 3 | 0 |
| 3 | | JXP- 2 | 4 | 0 | 4 |
| 4 | | JXP- 3 | 3 | 0 | 3 |
| 5 | | JXP- 4 | 3 | 0 | 3 |
| 6 | | JXP- 5 | 5 | 0 | 5 |
| 8 | | JXP- 7 | 6 | 0 | 6 |
| 9 | | JXP- 8 | 5 | 0 | 5 |
| 10 | | JXP- 9 | 4 | 0 | 4 |
| 11 | | JXP- 10 | 6 | 0 | 6 |
| 14 | | JXP- 13 | 1 | 0 | 1 |

| | | | | | |
|-------------------|----|-----------------|------|---|------|
| | 16 | JXP- 15 | 1 | 0 | 1 |
| Fwd EQs - Bank 1 | 6 | SC-EQ-750- SC-5 | 1 | 0 | 1 |
| | 9 | SC-EQ-750- SC-2 | 1 | 0 | 1 |
| | 10 | SC-EQ-750- SC-1 | 1 | 0 | 1 |
| | 11 | SC-EQ-750- 0 | 2 | 0 | 2 |
| | 12 | SC-EQ-750- 2 | 3 | 0 | 3 |
| | 13 | SC-EQ-750- 4 | 4 | 0 | 4 |
| | 14 | SC-EQ-750- 6 | 8 | 0 | 8 |
| | 15 | SC-EQ-750- 8 | 12 | 0 | 12 |
| | 16 | SC-EQ-750- 10 | 6 | 0 | 6 |
| | 17 | SC-EQ-750- 12 | 2 | 0 | 2 |
| | 18 | SC-EQ-750- 14 | 1 | 0 | 1 |
| Ret EQs - Bank 1 | 1 | SEE-40- 0 | 6 | 0 | 6 |
| | 2 | SEE-40- 2 | 32 | 0 | 32 |
| | 3 | SEE-40- 4 | 1 | 0 | 1 |
| | 4 | SEE-40- 6 | 2 | 0 | 2 |
| Feeder makers | 1 | | 1 | 0 | 1 |
| Inline EQs | 4 | EX ST SPLICE | 1 | 0 | 1 |
| 2-Port Taps | 2 | FFT2-20K | 1 | 0 | 1 |
| | 4 | FFT2-14K | 4 | 0 | 4 |
| | 5 | FFT2-10K | 3 | 0 | 3 |
| | 6 | FFT2-7K | 16 | 0 | 16 |
| | 7 | FFT2-4TK | 3 | 1 | 4 |
| 4-Port Taps | 1 | FFT4-23K | 30 | 0 | 30 |
| | 2 | FFT4-20K | 33 | 0 | 33 |
| | 3 | FFT4-17K | 29 | 0 | 29 |
| | 4 | FFT4-14K | 28 | 0 | 28 |
| | 5 | FFT4-10K | 29 | 0 | 29 |
| | 6 | FFT4-7TK | 13 | 0 | 13 |
| 8-Port Taps | 1 | FFT8-23K | 19 | 0 | 19 |
| | 2 | FFT8-20K | 25 | 0 | 25 |
| | 3 | FFT8-17K | 27 | 0 | 27 |
| | 4 | FFT8-14K | 27 | 0 | 27 |
| | 5 | FFT8-10TK | 16 | 0 | 16 |
| Couplers | 1 | LPI100 | 4 | 0 | 4 |
| | 2 | LLS102 | 8 | 0 | 8 |
| | 3 | LLS103 | 1 | 0 | 1 |
| | 4 | LDC108 | 6 | 0 | 6 |
| | 5 | LDC112 | 1 | 0 | 1 |
| | 11 | JUMPER | 30 | 0 | 30 |
| | 12 | MBD-SPLT | 2 | 0 | 2 |
| | 13 | MBD-DC10 | 2 | 0 | 2 |
| Power Supplies | 1 | XM 9015 | 4 | 0 | 4 |
| Miscellaneous | 1 | HTH Conn. | 66 | 0 | 66 |
| | 3 | Term | 17 | 0 | 17 |
| | 7 | SBH-1022 | 0 | 1 | 1 |
| General BOM Info. | | Housecount | 1203 | 0 | 1203 |

| | | | | | |
|------------|----|--------------------|-------|-----|-------|
| | | Ports | 1614 | 2 | 1616 |
| | | Non-MDU Housecount | 1192 | 0 | 1192 |
| | | MDU Housecount | 11 | 0 | 11 |
| | | MDU Tap Ports | 4 | 0 | 4 |
| | | MDU Tap Ports Used | 2 | 0 | 2 |
| | | COM Housecount | 0 | 0 | 0 |
| | | COM Tap Ports | 0 | 0 | 0 |
| | | COM Tap Ports Used | 0 | 0 | 0 |
| | | Drop Sp. Ports | 0 | 0 | 0 |
| | | Non-Design HC | 0 | 0 | 0 |
| | | Trunk Amps | 26 | 0 | 26 |
| | | Line Extenders | 15 | 0 | 15 |
| | | Equalizers | 1 | 0 | 1 |
| | | Taps (2-Port) | 27 | 1 | 28 |
| | | Taps (4-Port) | 162 | 0 | 162 |
| | | Taps (6-Port) | 0 | 0 | 0 |
| | | Taps (8-Port) | 114 | 0 | 114 |
| | | Taps (total) | 303 | 1 | 304 |
| | | 2-Way Couplers | 51 | 0 | 51 |
| | | 3-Way Couplers | 1 | 0 | 1 |
| | | Strand/Trench | 40213 | 358 | 40571 |
| | | Poles Used | 329 | 0 | 329 |
| Cables | 0 | EX QR715-AR | 40213 | 0 | 40213 |
| | | 100 Series | 13928 | 0 | 13928 |
| | | Total EX QR715-AR | 54141 | 0 | 54141 |
| | 10 | 100 Series | 326 | 0 | 326 |
| | | Total NW QR715-AR | 326 | 0 | 326 |
| | 1 | EX QR715-UG | 0 | 330 | 330 |
| | | 200 Series | 0 | 28 | 28 |
| | | Total EX QR715-UG | 0 | 358 | 358 |
| Connectors | 0 | QR 715 P-T | 605 | 0 | 605 |
| | 10 | QR 715 P-T | 4 | 0 | 4 |
| | 1 | QR 715 P-T | 0 | 2 | 2 |

Equipment For Network file: SE-09.

Parameters: TACOMA-750
 Actives: TACOMA-750
 Taps: TACOMA-750
 Couplers: TACOMA-750
 Cables: TACOMA-750

| Equipment type | Line # | Part Number | Ae - p1 | UG - p1 | Total - p1 |
|-------------------|---------|----------------|---------|---------|------------|
| Actives | 1 | BLE 750-SH | 15 | 4 | 19 |
| | 2 | BLE 750-SH | 3 | 0 | 3 |
| | 4 | CWS BLE 750-SH | 0 | 4 | 4 |
| | 13 | MB 750-SH | 5 | 1 | 6 |
| | 14 | MB 750-SH | 9 | 0 | 9 |
| | 15 | MB 750-SH | 7 | 0 | 7 |
| | 16 | MB 750-SH | 1 | 1 | 2 |
| | 32 | Stargate 2000 | 1 | 0 | 1 |
| | 47 | MB100S-2HSXH-F | 1 | 0 | 1 |
| | 49 | MB100S-2HSXH-F | 1 | 0 | 1 |
| Reserve Gain | 1 | BLE-750 AR | 15 | 4 | 19 |
| | 2 | BLE-750 AR | 3 | 0 | 3 |
| | 4 | BLE-750 UG | 0 | 4 | 4 |
| | 13 | MB-750 AR | 5 | 1 | 6 |
| | 14 | MB-750 AR | 9 | 0 | 9 |
| | 15 | MB-750 AR | 7 | 0 | 7 |
| | 16 | MB-750 AR | 1 | 1 | 2 |
| | 32 | Stargate 2000 | 1 | 0 | 1 |
| | 47 | | 1 | 0 | 1 |
| | 49 | | 1 | 0 | 1 |
| Fwd Pads - Bank 1 | 0 | JXP- VOID | 1 | 0 | 1 |
| | 1 | JXP- 0 | 2 | 2 | 4 |
| | 2 | JXP- 1 | 3 | 1 | 4 |
| | 3 | JXP- 2 | 7 | 2 | 9 |
| | 4 | JXP- 3 | 6 | 1 | 7 |
| | 5 | JXP- 4 | 3 | 0 | 3 |
| | 6 | JXP- 5 | 2 | 0 | 2 |
| | 7 | JXP- 6 | 6 | 2 | 8 |
| | 8 | JXP- 7 | 2 | 1 | 3 |
| | 9 | JXP- 8 | 3 | 1 | 4 |
| | 10 | JXP- 9 | 4 | 0 | 4 |
| | 11 | JXP- 10 | 2 | 0 | 2 |
| | 12 | JXP- 11 | 1 | 0 | 1 |
| 16 | JXP- 15 | 1 | 0 | 1 | |
| Ret Pads - Bank 1 | 0 | JXP- VOID | 1 | 0 | 1 |
| | 1 | JXP- 0 | 4 | 2 | 6 |
| | 2 | JXP- 1 | 4 | 0 | 4 |
| | 3 | JXP- 2 | 2 | 0 | 2 |

| | | | | | |
|------------------|----|-----------------|----|----|----|
| | 5 | JXP- 4 | 7 | 0 | 7 |
| | 6 | JXP- 5 | 5 | 0 | 5 |
| | 7 | JXP- 6 | 5 | 2 | 7 |
| | 8 | JXP- 7 | 2 | 1 | 3 |
| | 9 | JXP- 8 | 3 | 1 | 4 |
| | 10 | JXP- 9 | 4 | 2 | 6 |
| | 11 | JXP- 10 | 3 | 0 | 3 |
| | 12 | JXP- 11 | 0 | 2 | 2 |
| | 13 | JXP- 12 | 1 | 0 | 1 |
| | 16 | JXP- 15 | 2 | 0 | 2 |
| Fwd EQs - Bank 1 | 0 | SC-EQ-750- VOID | 1 | 0 | 1 |
| | 11 | SC-EQ-750- 0 | 2 | 0 | 2 |
| | 12 | SC-EQ-750- 2 | 5 | 0 | 5 |
| | 13 | SC-EQ-750- 4 | 11 | 1 | 12 |
| | 14 | SC-EQ-750- 6 | 7 | 0 | 7 |
| | 15 | SC-EQ-750- 8 | 5 | 4 | 9 |
| | 16 | SC-EQ-750- 10 | 8 | 2 | 10 |
| | 17 | SC-EQ-750- 12 | 4 | 1 | 5 |
| | 18 | SC-EQ-750- 14 | 0 | 2 | 2 |
| Ret EQs - Bank 1 | 0 | SEE-40- VOID | 1 | 0 | 1 |
| | 1 | SEE-40- 0 | 3 | 0 | 3 |
| | 2 | SEE-40- 2 | 31 | 6 | 37 |
| | 3 | SEE-40- 4 | 8 | 4 | 12 |
| FeederMakers | 1 | | 1 | 0 | 1 |
| Inline EQs | 2 | | 0 | 3 | 3 |
| | 4 | EX ST SPLICE | 2 | 2 | 4 |
| | 6 | EX BL SPLICE | 0 | 2 | 2 |
| 2-Port Taps | 2 | FFT2-20K | 1 | 1 | 2 |
| | 3 | FFT2-17K | 2 | 1 | 3 |
| | 4 | FFT2-14K | 2 | 1 | 3 |
| | 5 | FFT2-10K | 8 | 4 | 12 |
| | 6 | FFT2-7K | 11 | 3 | 14 |
| | 7 | FFT2-4TK | 9 | 5 | 14 |
| 4-Port Taps | 1 | FFT4-23K | 26 | 2 | 28 |
| | 2 | FFT4-20K | 39 | 1 | 40 |
| | 3 | FFT4-17K | 41 | 5 | 46 |
| | 4 | FFT4-14K | 38 | 10 | 48 |
| | 5 | FFT4-10K | 56 | 13 | 69 |
| | 6 | FFT4-7TK | 19 | 12 | 31 |
| 8-Port Taps | 1 | FFT8-23K | 4 | 2 | 6 |
| | 2 | FFT8-20K | 6 | 1 | 7 |
| | 3 | FFT8-17K | 6 | 2 | 8 |
| | 4 | FFT8-14K | 2 | 2 | 4 |
| | 5 | FFT8-10TK | 3 | 5 | 8 |
| Couplers | 1 | LPI100 | 5 | 0 | 5 |
| | 2 | LLS102 | 19 | 3 | 22 |
| | 3 | LLS103 | 5 | 1 | 6 |

| | | | | | |
|-------------------|----|--------------------|-------|-------|-------|
| | 4 | LDC108 | 10 | 5 | 15 |
| | 5 | LDC112 | 5 | 1 | 6 |
| | 11 | JUMPER | 33 | 2 | 35 |
| | 12 | MBD-SPLT | 2 | 1 | 3 |
| | 13 | MBD-DC10 | 3 | 1 | 4 |
| Power Supplies | 1 | XM 9015 | 4 | 0 | 4 |
| Miscellaneous | 1 | HTH Conn. | 86 | 21 | 107 |
| | 2 | Splice | 0 | 1 | 1 |
| | 3 | Term | 24 | 16 | 40 |
| | 7 | SBH-1022 | 0 | 73 | 73 |
| | 8 | SBH-1432 | 0 | 10 | 10 |
| General BOM Info. | | Housecount | 815 | 265 | 1080 |
| | | Ports | 1110 | 298 | 1408 |
| | | Non-MDU Housecount | 769 | 235 | 1004 |
| | | MDU Housecount | 46 | 30 | 76 |
| | | MDU Tap Ports | 10 | 0 | 10 |
| | | MDU Tap Ports Used | 5 | 1 | 6 |
| | | COM Housecount | 0 | 0 | 0 |
| | | COM Tap Ports | 0 | 0 | 0 |
| | | COM Tap Ports Used | 0 | 0 | 0 |
| | | Drop Sp. Ports | 0 | 0 | 0 |
| | | Non-Design HC | 0 | 0 | 0 |
| | | Trunk Amps | 25 | 2 | 27 |
| | | Line Extenders | 18 | 8 | 26 |
| | | Equalizers | 2 | 7 | 9 |
| | | Taps (2-Port) | 33 | 15 | 48 |
| | | Taps (4-Port) | 219 | 43 | 262 |
| | | Taps (6-Port) | 0 | 0 | 0 |
| | | Taps (8-Port) | 21 | 12 | 33 |
| | | Taps (total) | 273 | 70 | 343 |
| | | 2-Way Couplers | 71 | 13 | 84 |
| | | 3-Way Couplers | 5 | 1 | 6 |
| | | Strand/Trench | 40609 | 20436 | 61045 |
| | | Poles Used | 297 | 0 | 297 |
| Cables | 0 | EX QR715-AR | 40022 | 0 | 40022 |
| | | 100 Series | 12641 | 0 | 12641 |
| | | 400 Series | 48 | 0 | 48 |
| | | Total EX QR715-AR | 52711 | 0 | 52711 |
| | 10 | NW QR715-AR | 505 | 0 | 505 |
| | | 200 Series | 34 | 0 | 34 |
| | | 500 Series | 130 | 0 | 130 |
| | | Total NW QR715-AR | 669 | 0 | 669 |
| | 1 | EX QR715-UG | 0 | 11771 | 11771 |
| | | 100 Series | 0 | 1477 | 1477 |
| | | 400 Series | 0 | 7307 | 7307 |
| | | 500 Series | 0 | 571 | 571 |
| | | Total EX QR715-UG | 0 | 21126 | 21126 |

| | | | | | |
|------------|----|-------------------|-----|------|------|
| | 11 | NW QR715-UG | 0 | 1253 | 1253 |
| | | 200 Series | 0 | 105 | 105 |
| | | Total NW QR715-UG | 0 | 1358 | 1358 |
| Connectors | 0 | QR 715 P-T | 563 | 0 | 563 |
| | 10 | QR 715 P-T | 10 | 0 | 10 |
| | 1 | QR 715 P-T | 0 | 147 | 147 |
| | 11 | QR 715 P-T | 0 | 8 | 8 |

Equipment For Network file: SE-10.

Parameters: TACOMA-750
 Actives: TACOMA-750
 Taps: TACOMA-750
 Couplers: TACOMA-750
 Cables: TACOMA-750

| Equipment type | Line # | Part Number | Ae - p1 | UG - p1 | Total - p1 |
|-------------------|--------------|---------------|------------|---------|------------|
| Actives | 1 | BLE 750-SH | 17 | 3 | 20 |
| | 2 | BLE 750-SH | 7 | 1 | 8 |
| | 3 | BLE 750-SH | 1 | 0 | 1 |
| | 13 | MB 750-SH | 6 | 0 | 6 |
| | 14 | MB 750-SH | 5 | 0 | 5 |
| | 15 | MB 750-SH | 7 | 0 | 7 |
| | 32 | Stargate 2000 | 1 | 0 | 1 |
| | 42 | BLE100-HSXH-F | 2 | 0 | 2 |
| | Reserve Gain | 1 | BLE-750 AR | 17 | 3 |
| 2 | | BLE-750 AR | 7 | 1 | 8 |
| 3 | | BLE-750 AR | 1 | 0 | 1 |
| 13 | | MB-750 AR | 6 | 0 | 6 |
| 14 | | MB-750 AR | 5 | 0 | 5 |
| 15 | | MB-750 AR | 7 | 0 | 7 |
| 32 | | Stargate 2000 | 1 | 0 | 1 |
| 42 | | | 2 | 0 | 2 |
| Fwd Pads - Bank 1 | 1 | JXP- 0 | 4 | 1 | 5 |
| | 2 | JXP- 1 | 4 | 1 | 5 |
| | 3 | JXP- 2 | 5 | 0 | 5 |
| | 4 | JXP- 3 | 6 | 2 | 8 |
| | 5 | JXP- 4 | 5 | 0 | 5 |
| | 6 | JXP- 5 | 6 | 0 | 6 |
| | 7 | JXP- 6 | 4 | 0 | 4 |
| | 8 | JXP- 7 | 2 | 0 | 2 |
| | 9 | JXP- 8 | 4 | 0 | 4 |
| | 10 | JXP- 9 | 1 | 0 | 1 |
| | 11 | JXP- 10 | 4 | 0 | 4 |
| | 12 | JXP- 11 | 1 | 0 | 1 |
| Fwd Pads - Bank 4 | 1 | NODE | 3 | 3 | 6 |
| Ret Pads - Bank 1 | 1 | JXP- 0 | 6 | 0 | 6 |
| | 2 | JXP- 1 | 2 | 0 | 2 |
| | 3 | JXP- 2 | 3 | 0 | 3 |
| | 4 | JXP- 3 | 4 | 0 | 4 |
| | 5 | JXP- 4 | 3 | 0 | 3 |
| | 6 | JXP- 5 | 3 | 0 | 3 |
| | 7 | JXP- 6 | 5 | 2 | 7 |
| | 8 | JXP- 7 | 8 | 0 | 8 |
| | 9 | JXP- 8 | 4 | 1 | 5 |

| | | | | | |
|-------------------|----|-----------------|----|---|----|
| | 11 | JXP- 10 | 2 | 1 | 3 |
| | 12 | JXP- 11 | 4 | 0 | 4 |
| | 13 | JXP- 12 | 1 | 0 | 1 |
| | 16 | JXP- 15 | 1 | 0 | 1 |
| Ret Pads - Bank 4 | 1 | NODE | 3 | 3 | 6 |
| Fwd EQs - Bank 1 | 10 | SC-EQ-750- SC-1 | 1 | 0 | 1 |
| | 11 | SC-EQ-750- 0 | 4 | 0 | 4 |
| | 12 | SC-EQ-750- 2 | 4 | 0 | 4 |
| | 13 | SC-EQ-750- 4 | 11 | 0 | 11 |
| | 14 | SC-EQ-750- 6 | 5 | 0 | 5 |
| | 15 | SC-EQ-750- 8 | 5 | 1 | 6 |
| | 16 | SC-EQ-750- 10 | 11 | 1 | 12 |
| | 17 | SC-EQ-750- 12 | 2 | 2 | 4 |
| | 18 | SC-EQ-750- 14 | 3 | 0 | 3 |
| Ret EQs - Bank 1 | 1 | SEE-40- 0 | 5 | 0 | 5 |
| | 2 | SEE-40- 2 | 37 | 3 | 40 |
| | 3 | SEE-40- 4 | 4 | 1 | 5 |
| Feeder makers | 1 | | 1 | 0 | 1 |
| Inline EQs | 4 | EX ST SPLICE | 3 | 0 | 3 |
| | 5 | NEW ST SPLICE | 1 | 0 | 1 |
| 2-Port Taps | 2 | FFT2-20K | 1 | 1 | 2 |
| | 3 | FFT2-17K | 1 | 1 | 2 |
| | 4 | FFT2-14K | 2 | 0 | 2 |
| | 5 | FFT2-10K | 18 | 1 | 19 |
| | 6 | FFT2-7K | 8 | 1 | 9 |
| | 7 | FFT2-4TK | 12 | 0 | 12 |
| 4-Port Taps | 1 | FFT4-23K | 31 | 0 | 31 |
| | 2 | FFT4-20K | 32 | 2 | 34 |
| | 3 | FFT4-17K | 46 | 4 | 50 |
| | 4 | FFT4-14K | 40 | 6 | 46 |
| | 5 | FFT4-10K | 48 | 2 | 50 |
| | 6 | FFT4-7TK | 25 | 5 | 30 |
| 8-Port Taps | 1 | FFT8-23K | 3 | 1 | 4 |
| | 2 | FFT8-20K | 12 | 2 | 14 |
| | 3 | FFT8-17K | 12 | 1 | 13 |
| | 4 | FFT8-14K | 7 | 4 | 11 |
| | 5 | FFT8-10TK | 11 | 2 | 13 |
| Couplers | 1 | LPI100 | 4 | 0 | 4 |
| | 2 | LLS102 | 18 | 3 | 21 |
| | 3 | LLS103 | 10 | 1 | 11 |
| | 4 | LDC108 | 10 | 0 | 10 |
| | 5 | LDC112 | 5 | 0 | 5 |
| | 6 | LDC116 | 1 | 0 | 1 |
| | 11 | JUMPER | 25 | 0 | 25 |
| | 12 | MBD-SPLT | 1 | 0 | 1 |
| | 13 | MBD-DC10 | 6 | 0 | 6 |
| Power Supplies | 1 | XM 9015 | 4 | 0 | 4 |

| | | | | | |
|-------------------|---------------|--------------------|-------|-------|-------|
| Miscellaneous | 1 | HTH Conn. | 77 | 9 | 86 |
| | 2 | Splice | 1 | 1 | 2 |
| | 3 | Term | 27 | 6 | 33 |
| | 7 | SBH-1022 | 0 | 30 | 30 |
| | 8 | SBH-1432 | 0 | 5 | 5 |
| General BOM Info. | | Housecount | 973 | 133 | 1106 |
| | | Ports | 1332 | 164 | 1496 |
| | | Non-MDU Housecount | 959 | 112 | 1071 |
| | | MDU Housecount | 14 | 21 | 35 |
| | | MDU Tap Ports | 0 | 0 | 0 |
| | | MDU Tap Ports Used | 2 | 2 | 4 |
| | | COM Housecount | 0 | 0 | 0 |
| | | COM Tap Ports | 0 | 0 | 0 |
| | | COM Tap Ports Used | 0 | 0 | 0 |
| | | Drop Sp. Ports | 0 | 0 | 0 |
| | | Non-Design HC | 0 | 0 | 0 |
| | | Trunk Amps | 21 | 0 | 21 |
| | | Line Extenders | 25 | 4 | 29 |
| | | Equalizers | 4 | 0 | 4 |
| | | Taps (2-Port) | 42 | 4 | 46 |
| | | Taps (4-Port) | 222 | 19 | 241 |
| | | Taps (6-Port) | 0 | 0 | 0 |
| | | Taps (8-Port) | 45 | 10 | 55 |
| | | Taps (total) | 309 | 33 | 342 |
| | | 2-Way Couplers | 66 | 3 | 69 |
| | | 3-Way Couplers | 10 | 1 | 11 |
| | Strand/Trench | 45171 | 6329 | 51500 | |
| | Poles Used | 354 | 0 | 354 | |
| Cables | 0 | EX QR715-AR | 44946 | 0 | 44946 |
| | | 100 Series | 12775 | 0 | 12775 |
| | | 400 Series | 100 | 0 | 100 |
| | | Total EX QR715-AR | 57821 | 0 | 57821 |
| | 10 | NW QR715-AR | 125 | 0 | 125 |
| | | 100 Series | 117 | 0 | 117 |
| | | Total NW QR715-AR | 242 | 0 | 242 |
| | 1 | EX QR715-UG | 0 | 4548 | 4548 |
| | | 100 Series | 0 | 627 | 627 |
| | | 400 Series | 0 | 394 | 394 |
| | | 500 Series | 0 | 84 | 84 |
| | | Total EX QR715-UG | 0 | 5653 | 5653 |
| | 11 | NW QR715-UG | 0 | 1257 | 1257 |
| | | 200 Series | 0 | 130 | 130 |
| | | Total NW QR715-UG | 0 | 1387 | 1387 |
| Connectors | 0 | QR 715 P-T | 673 | 0 | 673 |
| | 10 | QR 715 P-T | 4 | 0 | 4 |
| | 1 | QR 715 P-T | 0 | 52 | 52 |
| | 11 | QR 715 P-T | 0 | 16 | 16 |

Equipment For Network file: SE-11.

Parameters: TACOMA-750
 Actives: TACOMA-750
 Taps: TACOMA-750
 Couplers: TACOMA-750
 Cables: TACOMA-750

| Equipment type | Line # | Part Number | Ae - p1 | UG - p1 | Total - p1 | |
|-------------------|-------------------|-----------------|---------|---------|------------|---|
| Actives | 1 | BLE 750-SH | 13 | 0 | 13 | |
| | 2 | BLE 750-SH | 10 | 0 | 10 | |
| | 13 | MB 750-SH | 8 | 0 | 8 | |
| | 14 | MB 750-SH | 7 | 0 | 7 | |
| | 15 | MB 750-SH | 2 | 0 | 2 | |
| | 32 | Stargate 2000 | 1 | 0 | 1 | |
| Reserve Gain | 1 | BLE-750 AR | 13 | 0 | 13 | |
| | 2 | BLE-750 AR | 10 | 0 | 10 | |
| | 13 | MB-750 AR | 8 | 0 | 8 | |
| | 14 | MB-750 AR | 7 | 0 | 7 | |
| | 15 | MB-750 AR | 2 | 0 | 2 | |
| | 32 | Stargate 2000 | 1 | 0 | 1 | |
| Fwd Pads - Bank 1 | 1 | JXP- 0 | 4 | 0 | 4 | |
| | 3 | JXP- 2 | 5 | 0 | 5 | |
| | 4 | JXP- 3 | 3 | 0 | 3 | |
| | 5 | JXP- 4 | 5 | 0 | 5 | |
| | 6 | JXP- 5 | 1 | 0 | 1 | |
| | 7 | JXP- 6 | 6 | 0 | 6 | |
| | 8 | JXP- 7 | 2 | 0 | 2 | |
| | 9 | JXP- 8 | 8 | 0 | 8 | |
| | 10 | JXP- 9 | 3 | 0 | 3 | |
| | 11 | JXP- 10 | 1 | 0 | 1 | |
| | 12 | JXP- 11 | 2 | 0 | 2 | |
| | 15 | JXP- 14 | 1 | 0 | 1 | |
| | Ret Pads - Bank 1 | 1 | JXP- 0 | 5 | 0 | 5 |
| | | 2 | JXP- 1 | 1 | 0 | 1 |
| | | 3 | JXP- 2 | 1 | 0 | 1 |
| 4 | | JXP- 3 | 2 | 0 | 2 | |
| 5 | | JXP- 4 | 3 | 0 | 3 | |
| 6 | | JXP- 5 | 2 | 0 | 2 | |
| 7 | | JXP- 6 | 5 | 0 | 5 | |
| 8 | | JXP- 7 | 5 | 0 | 5 | |
| 9 | | JXP- 8 | 4 | 0 | 4 | |
| 10 | | JXP- 9 | 7 | 0 | 7 | |
| 11 | | JXP- 10 | 5 | 0 | 5 | |
| Fwd EQs - Bank 1 | 16 | JXP- 15 | 1 | 0 | 1 | |
| | 8 | SC-EQ-750- SC-3 | 1 | 0 | 1 | |
| | 11 | SC-EQ-750- 0 | 2 | 0 | 2 | |

| | | | | | | |
|-------------------|----|--------------------|----|------|---|------|
| | 12 | SC-EQ-750- | 2 | 5 | 0 | 5 |
| | 13 | SC-EQ-750- | 4 | 11 | 0 | 11 |
| | 14 | SC-EQ-750- | 6 | 5 | 0 | 5 |
| | 15 | SC-EQ-750- | 8 | 7 | 0 | 7 |
| | 16 | SC-EQ-750- | 10 | 5 | 0 | 5 |
| | 17 | SC-EQ-750- | 12 | 3 | 0 | 3 |
| | 18 | SC-EQ-750- | 14 | 2 | 0 | 2 |
| Ret EQs - Bank 1 | 1 | SEE-40- | 0 | 6 | 0 | 6 |
| | 2 | SEE-40- | 2 | 32 | 0 | 32 |
| | 3 | SEE-40- | 4 | 2 | 0 | 2 |
| | 4 | SEE-40- | 6 | 1 | 0 | 1 |
| FeederMakers | 1 | | | 1 | 0 | 1 |
| 2-Port Taps | 3 | FFT2-17K | | 1 | 0 | 1 |
| | 4 | FFT2-14K | | 3 | 0 | 3 |
| | 5 | FFT2-10K | | 4 | 0 | 4 |
| | 6 | FFT2-7K | | 6 | 0 | 6 |
| | 7 | FFT2-4TK | | 8 | 0 | 8 |
| 4-Port Taps | 1 | FFT4-23K | | 22 | 0 | 22 |
| | 2 | FFT4-20K | | 35 | 0 | 35 |
| | 3 | FFT4-17K | | 42 | 0 | 42 |
| | 4 | FFT4-14K | | 34 | 0 | 34 |
| | 5 | FFT4-10K | | 35 | 0 | 35 |
| | 6 | FFT4-7TK | | 16 | 0 | 16 |
| 8-Port Taps | 1 | FFT8-23K | | 8 | 0 | 8 |
| | 2 | FFT8-20K | | 12 | 0 | 12 |
| | 3 | FFT8-17K | | 22 | 0 | 22 |
| | 4 | FFT8-14K | | 24 | 0 | 24 |
| | 5 | FFT8-10TK | | 23 | 0 | 23 |
| Couplers | 1 | LPI100 | | 4 | 0 | 4 |
| | 2 | LLS102 | | 14 | 0 | 14 |
| | 3 | LLS103 | | 3 | 0 | 3 |
| | 4 | LDC108 | | 12 | 0 | 12 |
| | 5 | LDC112 | | 2 | 0 | 2 |
| | 11 | JUMPER | | 22 | 0 | 22 |
| | 12 | MBD-SPLT | | 4 | 0 | 4 |
| | 13 | MBD-DC10 | | 2 | 0 | 2 |
| Power Supplies | 1 | XM 9015 | | 4 | 0 | 4 |
| Miscellaneous | 1 | HTH Conn. | | 80 | 0 | 80 |
| | 3 | Term | | 14 | 0 | 14 |
| General BOM Info. | | Housecount | | 1156 | 0 | 1156 |
| | | Ports | | 1492 | 0 | 1492 |
| | | Non-MDU Housecount | | 1142 | 0 | 1142 |
| | | MDU Housecount | | 14 | 0 | 14 |
| | | MDU Tap Ports | | 4 | 0 | 4 |
| | | MDU Tap Ports Used | | 2 | 0 | 2 |
| | | COM Housecount | | 0 | 0 | 0 |
| | | COM Tap Ports | | 0 | 0 | 0 |

| | | | | | |
|------------|---|--------------------|-------|---|-------|
| | | COM Tap Ports Used | 0 | 0 | 0 |
| | | Drop Sp. Ports | 0 | 0 | 0 |
| | | Non-Design HC | 0 | 0 | 0 |
| | | Trunk Amps | 18 | 0 | 18 |
| | | Line Extenders | 23 | 0 | 23 |
| | | Equalizers | 0 | 0 | 0 |
| | | Taps (2-Port) | 22 | 0 | 22 |
| | | Taps (4-Port) | 184 | 0 | 184 |
| | | Taps (6-Port) | 0 | 0 | 0 |
| | | Taps (8-Port) | 89 | 0 | 89 |
| | | Taps (total) | 295 | 0 | 295 |
| | | 2-Way Couplers | 58 | 0 | 58 |
| | | 3-Way Couplers | 3 | 0 | 3 |
| | | Strand/Trench | 39782 | 0 | 39782 |
| | | Poles Used | 317 | 0 | 317 |
| Cables | 0 | EX QR715-AR | 39782 | 0 | 39782 |
| | | 100 Series | 10172 | 0 | 10172 |
| | | Total EX QR715-AR | 49954 | 0 | 49954 |
| Connectors | 0 | QR 715 P-T | 593 | 0 | 593 |

Equipment For Network file: SE-12.

Parameters: TACOMA-750
 Actives: TACOMA-750
 Taps: TACOMA-750
 Couplers: TACOMA-750
 Cables: TACOMA-750

| Equipment type | Line # | Part Number | Ae - p1 | UG - p1 | Total - p1 | |
|-------------------|--------------|----------------|------------|---------|------------|----|
| Actives | 1 | BLE 750-SH | 3 | 8 | 11 | |
| | 2 | BLE 750-SH | 1 | 0 | 1 | |
| | 3 | BLE 750-SH | 0 | 1 | 1 | |
| | 5 | CWS BLE 750-SH | 0 | 2 | 2 | |
| | 13 | MB 750-SH | 3 | 4 | 7 | |
| | 14 | MB 750-SH | 1 | 6 | 7 | |
| | 15 | MB 750-SH | 2 | 5 | 7 | |
| | 16 | MB 750-SH | 0 | 1 | 1 | |
| | 23 | CWS MB 750-SH | 0 | 1 | 1 | |
| | 32 | Stargate 2000 | 1 | 0 | 1 | |
| | 42 | BLE100-HSXH-F | 1 | 5 | 6 | |
| | 43 | BLE100-HSXH-F | 0 | 3 | 3 | |
| | 47 | MB100S-2HSXH-F | 0 | 1 | 1 | |
| | 48 | MB100S-2HSXH-F | 0 | 4 | 4 | |
| | 49 | MB100S-2HSXH-F | 0 | 2 | 2 | |
| | Reserve Gain | 1 | BLE-750 AR | 3 | 8 | 11 |
| | | 2 | BLE-750 AR | 1 | 0 | 1 |
| | | 3 | BLE-750 AR | 0 | 1 | 1 |
| | | 5 | BLE-750 UG | 0 | 2 | 2 |
| 13 | | MB-750 AR | 3 | 4 | 7 | |
| 14 | | MB-750 AR | 1 | 6 | 7 | |
| 15 | | MB-750 AR | 2 | 5 | 7 | |
| 16 | | MB-750 AR | 0 | 1 | 1 | |
| 23 | | MB-750 UG | 0 | 1 | 1 | |
| 32 | | Stargate 2000 | 1 | 0 | 1 | |
| 42 | | | 1 | 5 | 6 | |
| 43 | | | 0 | 3 | 3 | |
| 47 | | | 0 | 1 | 1 | |
| 48 | | | 0 | 4 | 4 | |
| 49 | | | 0 | 2 | 2 | |
| Fwd Pads - Bank 1 | | 1 | JXP- 0 | 3 | 2 | 5 |
| | | 2 | JXP- 1 | 0 | 1 | 1 |
| | | 3 | JXP- 2 | 2 | 8 | 10 |
| | | 4 | JXP- 3 | 2 | 1 | 3 |
| | 5 | JXP- 4 | 1 | 4 | 5 | |
| | 6 | JXP- 5 | 0 | 4 | 4 | |
| | 7 | JXP- 6 | 0 | 3 | 3 | |
| | 8 | JXP- 7 | 2 | 3 | 5 | |

| | | | | | |
|-------------------|----|-----------------|----|----|----|
| | 9 | JXP- 8 | 0 | 4 | 4 |
| | 10 | JXP- 9 | 1 | 5 | 6 |
| | 11 | JXP- 10 | 0 | 3 | 3 |
| | 12 | JXP- 11 | 0 | 3 | 3 |
| | 13 | JXP- 12 | 0 | 1 | 1 |
| | 14 | JXP- 13 | 0 | 1 | 1 |
| | 15 | JXP- 14 | 1 | 0 | 1 |
| Fwd Pads - Bank 4 | 1 | NODE | 0 | 31 | 31 |
| Ret Pads - Bank 1 | 1 | JXP- 0 | 2 | 2 | 4 |
| | 2 | JXP- 1 | 1 | 0 | 1 |
| | 3 | JXP- 2 | 0 | 2 | 2 |
| | 4 | JXP- 3 | 0 | 3 | 3 |
| | 5 | JXP- 4 | 0 | 5 | 5 |
| | 6 | JXP- 5 | 2 | 5 | 7 |
| | 7 | JXP- 6 | 0 | 3 | 3 |
| | 8 | JXP- 7 | 1 | 5 | 6 |
| | 9 | JXP- 8 | 3 | 1 | 4 |
| | 10 | JXP- 9 | 2 | 4 | 6 |
| | 11 | JXP- 10 | 0 | 6 | 6 |
| | 12 | JXP- 11 | 0 | 4 | 4 |
| | 13 | JXP- 12 | 0 | 1 | 1 |
| | 14 | JXP- 13 | 0 | 2 | 2 |
| | 16 | JXP- 15 | 1 | 0 | 1 |
| Ret Pads - Bank 4 | 1 | NODE | 0 | 31 | 31 |
| Fwd EQs - Bank 1 | 6 | SC-EQ-750- SC-5 | 0 | 1 | 1 |
| | 7 | SC-EQ-750- SC-4 | 0 | 2 | 2 |
| | 8 | SC-EQ-750- SC-3 | 0 | 1 | 1 |
| | 9 | SC-EQ-750- SC-2 | 0 | 1 | 1 |
| | 10 | SC-EQ-750- SC-1 | 0 | 1 | 1 |
| | 11 | SC-EQ-750- 0 | 1 | 0 | 1 |
| | 12 | SC-EQ-750- 2 | 2 | 4 | 6 |
| | 13 | SC-EQ-750- 4 | 1 | 10 | 11 |
| | 14 | SC-EQ-750- 6 | 3 | 2 | 5 |
| | 15 | SC-EQ-750- 8 | 2 | 10 | 12 |
| | 16 | SC-EQ-750- 10 | 2 | 4 | 6 |
| | 17 | SC-EQ-750- 12 | 0 | 4 | 4 |
| | 18 | SC-EQ-750- 14 | 1 | 2 | 3 |
| | 19 | SC-EQ-750- 16 | 0 | 1 | 1 |
| Ret EQs - Bank 1 | 1 | SEE-40- 0 | 0 | 3 | 3 |
| | 2 | SEE-40- 2 | 12 | 27 | 39 |
| | 3 | SEE-40- 4 | 0 | 12 | 12 |
| | 4 | SEE-40- 6 | 0 | 1 | 1 |
| Feeder makers | 1 | | 1 | 0 | 1 |
| Inline EQs | 2 | | 2 | 47 | 49 |
| | 3 | | 0 | 1 | 1 |
| | 4 | EX ST SPLICE | 1 | 0 | 1 |
| | 6 | EX BL SPLICE | 0 | 2 | 2 |

| | | | | | | |
|-------------------|----------------|--------------------|-----------|------|------|-----|
| 2-Port Taps | 1 | FFT2-23K | 0 | 1 | 1 | |
| | 2 | FFT2-20K | 0 | 1 | 1 | |
| | 3 | FFT2-17K | 2 | 3 | 5 | |
| | 4 | FFT2-14K | 0 | 5 | 5 | |
| | 5 | FFT2-10K | 4 | 7 | 11 | |
| | 6 | FFT2-7K | 4 | 5 | 9 | |
| | 7 | FFT2-4TK | 1 | 10 | 11 | |
| 4-Port Taps | 1 | FFT4-23K | 3 | 3 | 6 | |
| | 2 | FFT4-20K | 4 | 12 | 16 | |
| | 3 | FFT4-17K | 7 | 8 | 15 | |
| | 4 | FFT4-14K | 14 | 15 | 29 | |
| | 5 | FFT4-10K | 12 | 16 | 28 | |
| | 6 | FFT4-7TK | 7 | 12 | 19 | |
| 8-Port Taps | 1 | FFT8-23K | 0 | 14 | 14 | |
| | 2 | FFT8-20K | 0 | 19 | 19 | |
| | 3 | FFT8-17K | 0 | 27 | 27 | |
| | 4 | FFT8-14K | 0 | 33 | 33 | |
| | 5 | FFT8-10TK | 3 | 30 | 33 | |
| Couplers | 1 | LPI100 | 3 | 2 | 5 | |
| | 2 | LLS102 | 6 | 18 | 24 | |
| | 3 | LLS103 | 1 | 4 | 5 | |
| | 4 | LDC108 | 7 | 5 | 12 | |
| | 5 | LDC112 | 2 | 4 | 6 | |
| | 6 | LDC116 | 0 | 2 | 2 | |
| | 11 | JUMPER | 23 | 24 | 47 | |
| | 12 | MBD-SPLT | 1 | 5 | 6 | |
| | 13 | MBD-DC10 | 1 | 2 | 3 | |
| | 14 | MBD-DC8 | 0 | 2 | 2 | |
| | 15 | MBD-DC12 | 0 | 1 | 1 | |
| | Power Supplies | 1 | XM 9015 | 3 | 2 | 5 |
| | Miscellaneous | 1 | HTH Conn. | 22 | 110 | 132 |
| | | 2 | Splice | 7 | 7 | 14 |
| | | 3 | Term | 5 | 33 | 38 |
| 7 | | SBH-1022 | 0 | 215 | 215 | |
| 8 | | SBH-1432 | 0 | 45 | 45 | |
| | 9 | PS6 | 0 | 7 | 7 | |
| General BOM Info. | | Housecount | 160 | 1295 | 1455 | |
| | | Ports | 234 | 1312 | 1546 | |
| | | Non-MDU Housecount | 140 | 1208 | 1348 | |
| | | MDU Housecount | 20 | 87 | 107 | |
| | | MDU Tap Ports | 8 | 20 | 28 | |
| | | MDU Tap Ports Used | 3 | 10 | 13 | |
| | | COM Housecount | 0 | 0 | 0 | |
| | | COM Tap Ports | 0 | 0 | 0 | |
| | | COM Tap Ports Used | 0 | 0 | 0 | |
| | | Drop Sp. Ports | 0 | 0 | 0 | |
| | | Non-Design HC | 0 | 0 | 0 | |

| | | | | | |
|------------|----|-------------------|-------|-------|-------|
| | | Trunk Amps | 8 | 32 | 40 |
| | | Line Extenders | 4 | 11 | 15 |
| | | Equalizers | 3 | 50 | 53 |
| | | Taps (2-Port) | 11 | 32 | 43 |
| | | Taps (4-Port) | 47 | 66 | 113 |
| | | Taps (6-Port) | 0 | 0 | 0 |
| | | Taps (8-Port) | 3 | 123 | 126 |
| | | Taps (total) | 61 | 221 | 282 |
| | | 2-Way Couplers | 30 | 65 | 95 |
| | | 3-Way Couplers | 1 | 4 | 5 |
| | | Strand/Trench | 11758 | 56365 | 68123 |
| | | Poles Used | 85 | 0 | 85 |
| Cables | 0 | EX QR715-AR | 11576 | 0 | 11576 |
| | | 100 Series | 3647 | 0 | 3647 |
| | | 400 Series | 182 | 0 | 182 |
| | | Total EX QR715-AR | 15405 | 0 | 15405 |
| | 10 | 100 Series | 1159 | 0 | 1159 |
| | | Total NW QR715-AR | 1159 | 0 | 1159 |
| | 1 | EX QR715-UG | 0 | 54650 | 54650 |
| | | 100 Series | 0 | 2660 | 2660 |
| | | 400 Series | 0 | 1715 | 1715 |
| | | 500 Series | 0 | 484 | 484 |
| | | Total EX QR715-UG | 0 | 59509 | 59509 |
| Connectors | 0 | QR 715 P-T | 179 | 0 | 179 |
| | 10 | QR 715 P-T | 14 | 0 | 14 |
| | 1 | QR 715 P-T | 0 | 496 | 496 |

Equipment For Network file: SE-13.

Parameters: TACOMA-750
 Actives: TACOMA-750
 Taps: TACOMA-750
 Couplers: TACOMA-750
 Cables: TACOMA-750

| Equipment type | Line # | Part Number | Ae - p1 | UG - p1 | Total - p1 |
|-------------------|-------------------|----------------|------------|---------|------------|
| Actives | 1 | BLE 750-SH | 23 | 3 | 26 |
| | 2 | BLE 750-SH | 3 | 0 | 3 |
| | 13 | MB 750-SH | 4 | 0 | 4 |
| | 14 | MB 750-SH | 8 | 1 | 9 |
| | 15 | MB 750-SH | 4 | 0 | 4 |
| | 23 | CWS MB 750-SH | 1 | 0 | 1 |
| | 32 | Stargate 2000 | 1 | 0 | 1 |
| | 42 | BLE100-HSXH-F | 0 | 1 | 1 |
| | 43 | BLE100-HSXH-F | 1 | 0 | 1 |
| | 47 | MB100S-2HSXH-F | 1 | 0 | 1 |
| | Reserve Gain | 1 | BLE-750 AR | 23 | 3 |
| 2 | | BLE-750 AR | 3 | 0 | 3 |
| 13 | | MB-750 AR | 4 | 0 | 4 |
| 14 | | MB-750 AR | 8 | 1 | 9 |
| 15 | | MB-750 AR | 4 | 0 | 4 |
| 23 | | MB-750 UG | 1 | 0 | 1 |
| 32 | | Stargate 2000 | 1 | 0 | 1 |
| 42 | | | 0 | 1 | 1 |
| 43 | | | 1 | 0 | 1 |
| 47 | | | 1 | 0 | 1 |
| Fwd Pads - Bank 1 | | 1 | JXP- 0 | 6 | 1 |
| | 2 | JXP- 1 | 5 | 0 | 5 |
| | 3 | JXP- 2 | 6 | 1 | 7 |
| | 4 | JXP- 3 | 4 | 0 | 4 |
| | 5 | JXP- 4 | 6 | 0 | 6 |
| | 6 | JXP- 5 | 4 | 1 | 5 |
| | 7 | JXP- 6 | 3 | 0 | 3 |
| | 8 | JXP- 7 | 2 | 1 | 3 |
| | 9 | JXP- 8 | 5 | 0 | 5 |
| | 11 | JXP- 10 | 2 | 0 | 2 |
| | 12 | JXP- 11 | 1 | 0 | 1 |
| | 13 | JXP- 12 | 1 | 1 | 2 |
| | 14 | JXP- 13 | 1 | 0 | 1 |
| | Fwd Pads - Bank 4 | 1 | NODE | 9 | 1 |
| Ret Pads - Bank 1 | 1 | JXP- 0 | 6 | 0 | 6 |
| | 2 | JXP- 1 | 1 | 0 | 1 |
| | 3 | JXP- 2 | 4 | 0 | 4 |
| | 4 | JXP- 3 | 3 | 0 | 3 |

| | | | | | |
|-------------------|----|-----------------|----|---|----|
| | 5 | JXP- 4 | 2 | 1 | 3 |
| | 6 | JXP- 5 | 6 | 0 | 6 |
| | 7 | JXP- 6 | 4 | 1 | 5 |
| | 8 | JXP- 7 | 5 | 1 | 6 |
| | 9 | JXP- 8 | 2 | 1 | 3 |
| | 10 | JXP- 9 | 3 | 1 | 4 |
| | 11 | JXP- 10 | 4 | 0 | 4 |
| | 12 | JXP- 11 | 2 | 0 | 2 |
| | 13 | JXP- 12 | 1 | 0 | 1 |
| | 14 | JXP- 13 | 1 | 0 | 1 |
| | 15 | JXP- 14 | 1 | 0 | 1 |
| | 16 | JXP- 15 | 1 | 0 | 1 |
| Ret Pads - Bank 4 | 1 | NODE | 9 | 1 | 10 |
| Fwd EQs - Bank 1 | 5 | SC-EQ-750- SC-6 | 1 | 0 | 1 |
| | 7 | SC-EQ-750- SC-4 | 1 | 0 | 1 |
| | 8 | SC-EQ-750- SC-3 | 2 | 0 | 2 |
| | 10 | SC-EQ-750- SC-1 | 1 | 0 | 1 |
| | 11 | SC-EQ-750- 0 | 2 | 0 | 2 |
| | 12 | SC-EQ-750- 2 | 6 | 1 | 7 |
| | 13 | SC-EQ-750- 4 | 7 | 1 | 8 |
| | 14 | SC-EQ-750- 6 | 6 | 1 | 7 |
| | 15 | SC-EQ-750- 8 | 6 | 1 | 7 |
| | 16 | SC-EQ-750- 10 | 6 | 0 | 6 |
| | 17 | SC-EQ-750- 12 | 3 | 1 | 4 |
| | 18 | SC-EQ-750- 14 | 1 | 0 | 1 |
| | 19 | SC-EQ-750- 16 | 3 | 0 | 3 |
| | 20 | SC-EQ-750- 18 | 1 | 0 | 1 |
| Ret EQs - Bank 1 | 1 | SEE-40- 0 | 4 | 1 | 5 |
| | 2 | SEE-40- 2 | 36 | 4 | 40 |
| | 3 | SEE-40- 4 | 5 | 0 | 5 |
| | 4 | SEE-40- 6 | 1 | 0 | 1 |
| Feeder makers | 1 | | 1 | 0 | 1 |
| Inline EQs | 4 | EX ST SPLICE | 4 | 0 | 4 |
| 2-Port Taps | 2 | FFT2-20K | 2 | 2 | 4 |
| | 3 | FFT2-17K | 2 | 1 | 3 |
| | 4 | FFT2-14K | 4 | 2 | 6 |
| | 5 | FFT2-10K | 15 | 2 | 17 |
| | 6 | FFT2-7K | 6 | 4 | 10 |
| | 7 | FFT2-4TK | 8 | 3 | 11 |
| 4-Port Taps | 1 | FFT4-23K | 23 | 1 | 24 |
| | 2 | FFT4-20K | 35 | 1 | 36 |
| | 3 | FFT4-17K | 40 | 1 | 41 |
| | 4 | FFT4-14K | 34 | 4 | 38 |
| | 5 | FFT4-10K | 40 | 4 | 44 |
| | 6 | FFT4-7TK | 29 | 4 | 33 |
| 8-Port Taps | 1 | FFT8-23K | 7 | 2 | 9 |
| | 2 | FFT8-20K | 10 | 4 | 14 |

| | | | | | |
|-------------------|----|--------------------|-------|------|-------|
| | 3 | FFT8-17K | 13 | 2 | 15 |
| | 4 | FFT8-14K | 10 | 3 | 13 |
| | 5 | FFT8-10TK | 11 | 1 | 12 |
| Couplers | 1 | LPI100 | 4 | 0 | 4 |
| | 2 | LLS102 | 14 | 1 | 15 |
| | 3 | LLS103 | 8 | 2 | 10 |
| | 4 | LDC108 | 12 | 2 | 14 |
| | 5 | LDC112 | 7 | 1 | 8 |
| | 11 | JUMPER | 24 | 1 | 25 |
| | 12 | MBD-SPLT | 3 | 0 | 3 |
| | 13 | MBD-DC10 | 4 | 0 | 4 |
| | 14 | MBD-DC8 | 1 | 0 | 1 |
| Power Supplies | 1 | XM 9015 | 4 | 0 | 4 |
| Miscellaneous | 1 | HTH Conn. | 81 | 11 | 92 |
| | 2 | Splice | 0 | 4 | 4 |
| | 3 | Term | 22 | 12 | 34 |
| | 7 | SBH-1022 | 0 | 39 | 39 |
| | 8 | SBH-1432 | 0 | 5 | 5 |
| General BOM Info. | | Housecount | 832 | 119 | 951 |
| | | Ports | 1286 | 184 | 1470 |
| | | Non-MDU Housecount | 832 | 119 | 951 |
| | | MDU Housecount | 0 | 0 | 0 |
| | | MDU Tap Ports | 0 | 0 | 0 |
| | | MDU Tap Ports Used | 0 | 0 | 0 |
| | | COM Housecount | 0 | 0 | 0 |
| | | COM Tap Ports | 0 | 0 | 0 |
| | | COM Tap Ports Used | 0 | 0 | 0 |
| | | Drop Sp. Ports | 0 | 0 | 0 |
| | | Non-Design HC | 0 | 0 | 0 |
| | | Trunk Amps | 20 | 2 | 22 |
| | | Line Extenders | 26 | 3 | 29 |
| | | Equalizers | 4 | 0 | 4 |
| | | Taps (2-Port) | 37 | 14 | 51 |
| | | Taps (4-Port) | 201 | 15 | 216 |
| | | Taps (6-Port) | 0 | 0 | 0 |
| | | Taps (8-Port) | 51 | 12 | 63 |
| | | Taps (total) | 289 | 41 | 330 |
| | | 2-Way Couplers | 69 | 5 | 74 |
| | | 3-Way Couplers | 8 | 2 | 10 |
| | | Strand/Trench | 48942 | 6313 | 55255 |
| | | Poles Used | 360 | 0 | 360 |
| Cables | 0 | EX QR715-AR | 48775 | 0 | 48775 |
| | | 100 Series | 8225 | 0 | 8225 |
| | | 400 Series | 167 | 0 | 167 |
| | | Total EX QR715-AR | 57167 | 0 | 57167 |
| | 1 | EX QR715-UG | 0 | 6000 | 6000 |
| | | 100 Series | 0 | 594 | 594 |

| | | | | | |
|------------|---|-------------------|-----|------|------|
| | | 200 Series | 0 | 50 | 50 |
| | | Total EX QR715-UG | 0 | 6644 | 6644 |
| | 5 | EX QR320 UG | 0 | 263 | 263 |
| | | Total EX QR320 UG | 0 | 263 | 263 |
| Connectors | 0 | QR 715 P-T | 619 | 0 | 619 |
| | 1 | QR 715 P-T | 0 | 82 | 82 |
| | 5 | | 0 | 2 | 2 |

Equipment For Network file: SE-14.

Parameters: TACOMA-750
 Actives: TACOMA-750
 Taps: TACOMA-750
 Couplers: TACOMA-750
 Cables: TACOMA-750

| Equipment type | Line # | Part Number | Ae - p1 | UG - p1 | Total - p1 |
|-------------------|--------|----------------|---------|---------|------------|
| Actives | 1 | BLE 750-SH | 16 | 2 | 18 |
| | 2 | BLE 750-SH | 2 | 3 | 5 |
| | 13 | MB 750-SH | 8 | 0 | 8 |
| | 14 | MB 750-SH | 11 | 0 | 11 |
| | 15 | MB 750-SH | 3 | 1 | 4 |
| | 32 | Stargate 2000 | 1 | 0 | 1 |
| | 47 | MB100S-2HSXH-F | 0 | 1 | 1 |
| Reserve Gain | 1 | BLE-750 AR | 16 | 2 | 18 |
| | 2 | BLE-750 AR | 2 | 3 | 5 |
| | 13 | MB-750 AR | 8 | 0 | 8 |
| | 14 | MB-750 AR | 11 | 0 | 11 |
| | 15 | MB-750 AR | 3 | 1 | 4 |
| | 32 | Stargate 2000 | 1 | 0 | 1 |
| | 47 | | 0 | 1 | 1 |
| Fwd Pads - Bank 1 | 1 | JXP- 0 | 5 | 3 | 8 |
| | 2 | JXP- 1 | 2 | 0 | 2 |
| | 3 | JXP- 2 | 3 | 0 | 3 |
| | 4 | JXP- 3 | 1 | 0 | 1 |
| | 5 | JXP- 4 | 3 | 0 | 3 |
| | 6 | JXP- 5 | 7 | 0 | 7 |
| | 7 | JXP- 6 | 3 | 1 | 4 |
| | 8 | JXP- 7 | 5 | 2 | 7 |
| | 9 | JXP- 8 | 1 | 0 | 1 |
| | 10 | JXP- 9 | 4 | 0 | 4 |
| | 11 | JXP- 10 | 4 | 1 | 5 |
| | 12 | JXP- 11 | 1 | 0 | 1 |
| | 13 | JXP- 12 | 2 | 0 | 2 |
| Fwd Pads - Bank 4 | 1 | NODE | 3 | 6 | 9 |
| Ret Pads - Bank 1 | 1 | JXP- 0 | 4 | 0 | 4 |
| | 2 | JXP- 1 | 2 | 1 | 3 |
| | 3 | JXP- 2 | 1 | 0 | 1 |
| | 4 | JXP- 3 | 1 | 0 | 1 |
| | 5 | JXP- 4 | 7 | 0 | 7 |
| | 7 | JXP- 6 | 4 | 3 | 7 |
| | 8 | JXP- 7 | 5 | 1 | 6 |
| | 9 | JXP- 8 | 4 | 1 | 5 |
| | 10 | JXP- 9 | 10 | 0 | 10 |
| | 11 | JXP- 10 | 1 | 1 | 2 |

| | | | | | |
|-------------------|----|-----------------|----|---|----|
| | 12 | JXP- 11 | 1 | 0 | 1 |
| | 16 | JXP- 15 | 1 | 0 | 1 |
| Ret Pads - Bank 4 | 1 | NODE | 3 | 6 | 9 |
| Fwd EQs - Bank 1 | 9 | SC-EQ-750- SC-2 | 2 | 0 | 2 |
| | 10 | SC-EQ-750- SC-1 | 1 | 0 | 1 |
| | 11 | SC-EQ-750- 0 | 2 | 0 | 2 |
| | 12 | SC-EQ-750- 2 | 4 | 1 | 5 |
| | 13 | SC-EQ-750- 4 | 4 | 2 | 6 |
| | 14 | SC-EQ-750- 6 | 9 | 1 | 10 |
| | 15 | SC-EQ-750- 8 | 7 | 1 | 8 |
| | 16 | SC-EQ-750- 10 | 6 | 1 | 7 |
| | 17 | SC-EQ-750- 12 | 5 | 1 | 6 |
| | 18 | SC-EQ-750- 14 | 1 | 0 | 1 |
| Ret EQs - Bank 1 | 1 | SEE-40- 0 | 3 | 0 | 3 |
| | 2 | SEE-40- 2 | 25 | 5 | 30 |
| | 3 | SEE-40- 4 | 13 | 2 | 15 |
| Feeder makers | 1 | | 1 | 0 | 1 |
| Inline EQs | 2 | | 0 | 1 | 1 |
| | 4 | EX ST SPLICE | 1 | 0 | 1 |
| | 6 | EX BL SPLICE | 0 | 3 | 3 |
| 2-Port Taps | 1 | FFT2-23K | 1 | 0 | 1 |
| | 2 | FFT2-20K | 1 | 0 | 1 |
| | 3 | FFT2-17K | 2 | 0 | 2 |
| | 4 | FFT2-14K | 3 | 0 | 3 |
| | 5 | FFT2-10K | 6 | 5 | 11 |
| | 6 | FFT2-7K | 7 | 2 | 9 |
| | 7 | FFT2-4TK | 6 | 3 | 9 |
| 4-Port Taps | 1 | FFT4-23K | 24 | 2 | 26 |
| | 2 | FFT4-20K | 29 | 3 | 32 |
| | 3 | FFT4-17K | 51 | 6 | 57 |
| | 4 | FFT4-14K | 39 | 2 | 41 |
| | 5 | FFT4-10K | 42 | 5 | 47 |
| | 6 | FFT4-7TK | 23 | 5 | 28 |
| 8-Port Taps | 1 | FFT8-23K | 10 | 2 | 12 |
| | 2 | FFT8-20K | 16 | 2 | 18 |
| | 3 | FFT8-17K | 8 | 3 | 11 |
| | 4 | FFT8-14K | 7 | 8 | 15 |
| | 5 | FFT8-10TK | 7 | 7 | 14 |
| Couplers | 1 | LPI100 | 5 | 0 | 5 |
| | 2 | LLS102 | 13 | 6 | 19 |
| | 3 | LLS103 | 2 | 0 | 2 |
| | 4 | LDC108 | 9 | 2 | 11 |
| | 5 | LDC112 | 2 | 0 | 2 |
| | 11 | JUMPER | 26 | 2 | 28 |
| | 12 | MBD-SPLT | 3 | 0 | 3 |
| | 13 | MBD-DC10 | 5 | 0 | 5 |
| | 14 | MBD-DC8 | 0 | 1 | 1 |

| | | | | | |
|-------------------|----|--------------------|-------|-------|-------|
| Power Supplies | 1 | XM 9015 | 4 | 0 | 4 |
| Miscellaneous | 1 | HTH Conn. | 63 | 12 | 75 |
| | 2 | Splice | 1 | 3 | 4 |
| | 3 | Term | 13 | 10 | 23 |
| | 7 | SBH-1022 | 0 | 57 | 57 |
| | 8 | SBH-1432 | 0 | 7 | 7 |
| General BOM Info. | | Housecount | 899 | 214 | 1113 |
| | | Ports | 1268 | 288 | 1556 |
| | | Non-MDU Housecount | 895 | 214 | 1109 |
| | | MDU Housecount | 4 | 0 | 4 |
| | | MDU Tap Ports | 2 | 0 | 2 |
| | | MDU Tap Ports Used | 1 | 0 | 1 |
| | | COM Housecount | 0 | 0 | 0 |
| | | COM Tap Ports | 0 | 0 | 0 |
| | | COM Tap Ports Used | 0 | 0 | 0 |
| | | Drop Sp. Ports | 0 | 0 | 0 |
| | | Non-Design HC | 0 | 0 | 0 |
| | | Trunk Amps | 23 | 2 | 25 |
| | | Line Extenders | 18 | 5 | 23 |
| | | Equalizers | 1 | 4 | 5 |
| | | Taps (2-Port) | 26 | 10 | 36 |
| | | Taps (4-Port) | 208 | 23 | 231 |
| | | Taps (6-Port) | 0 | 0 | 0 |
| | | Taps (8-Port) | 48 | 22 | 70 |
| | | Taps (total) | 282 | 55 | 337 |
| | | 2-Way Couplers | 62 | 11 | 73 |
| | | 3-Way Couplers | 2 | 0 | 2 |
| | | Strand/Trench | 41278 | 11583 | 52861 |
| | | Poles Used | 316 | 0 | 316 |
| Cables | 0 | EX QR715-AR | 41278 | 0 | 41278 |
| | | 100 Series | 11320 | 0 | 11320 |
| | | Total EX QR715-AR | 52598 | 0 | 52598 |
| | 10 | 100 Series | 181 | 0 | 181 |
| | | Total NW QR715-AR | 181 | 0 | 181 |
| | 1 | EX QR715-UG | 0 | 7853 | 7853 |
| | | 100 Series | 0 | 985 | 985 |
| | | Total EX QR715-UG | 0 | 8838 | 8838 |
| | 11 | NW QR715-UG | 0 | 3625 | 3625 |
| | | 100 Series | 0 | 100 | 100 |
| | | 200 Series | 0 | 105 | 105 |
| | | Total NW QR715-UG | 0 | 3830 | 3830 |
| Connectors | 0 | QR 715 P-T | 595 | 0 | 595 |
| | 10 | QR 715 P-T | 2 | 0 | 2 |
| | 1 | QR 715 P-T | 0 | 92 | 92 |
| | 11 | QR 715 P-T | 0 | 36 | 36 |

Equipment For Network file: SE-15.

Parameters: TACOMA-750
 Actives: TACOMA-750
 Taps: TACOMA-750
 Couplers: TACOMA-750
 Cables: TACOMA-750

| Equipment type | Line # | Part Number | Ae - p1 | UG - p1 | Total - p1 | |
|-------------------|-------------------|----------------|------------|---------|------------|----|
| Actives | 1 | BLE 750-SH | 11 | 0 | 11 | |
| | 2 | BLE 750-SH | 2 | 1 | 3 | |
| | 13 | MB 750-SH | 6 | 1 | 7 | |
| | 14 | MB 750-SH | 6 | 2 | 8 | |
| | 15 | MB 750-SH | 2 | 1 | 3 | |
| | 32 | Stargate 2000 | 1 | 0 | 1 | |
| | 42 | BLE100-HSXH-F | 0 | 1 | 1 | |
| | 49 | MB100S-2HSXH-F | 0 | 3 | 3 | |
| | Reserve Gain | 1 | BLE-750 AR | 11 | 0 | 11 |
| 2 | | BLE-750 AR | 2 | 1 | 3 | |
| 13 | | MB-750 AR | 6 | 1 | 7 | |
| 14 | | MB-750 AR | 6 | 2 | 8 | |
| 15 | | MB-750 AR | 2 | 1 | 3 | |
| 32 | | Stargate 2000 | 1 | 0 | 1 | |
| 42 | | | 0 | 1 | 1 | |
| 49 | | | 0 | 3 | 3 | |
| Fwd Pads - Bank 1 | 1 | JXP- 0 | 1 | 1 | 2 | |
| | 2 | JXP- 1 | 2 | 1 | 3 | |
| | 3 | JXP- 2 | 2 | 1 | 3 | |
| | 4 | JXP- 3 | 5 | 0 | 5 | |
| | 5 | JXP- 4 | 2 | 0 | 2 | |
| | 6 | JXP- 5 | 4 | 1 | 5 | |
| | 7 | JXP- 6 | 1 | 0 | 1 | |
| | 8 | JXP- 7 | 5 | 1 | 6 | |
| | 9 | JXP- 8 | 1 | 1 | 2 | |
| | 10 | JXP- 9 | 0 | 1 | 1 | |
| | 11 | JXP- 10 | 3 | 1 | 4 | |
| | 12 | JXP- 11 | 1 | 0 | 1 | |
| | 15 | JXP- 14 | 1 | 1 | 2 | |
| | Fwd Pads - Bank 4 | 1 | NODE | 11 | 5 | 16 |
| | Ret Pads - Bank 1 | 1 | JXP- 0 | 4 | 0 | 4 |
| 3 | | JXP- 2 | 1 | 0 | 1 | |
| 4 | | JXP- 3 | 4 | 1 | 5 | |
| 5 | | JXP- 4 | 4 | 0 | 4 | |
| 6 | | JXP- 5 | 3 | 3 | 6 | |
| 7 | | JXP- 6 | 0 | 1 | 1 | |
| 8 | | JXP- 7 | 0 | 1 | 1 | |
| 9 | | JXP- 8 | 3 | 1 | 4 | |

| | | | | | |
|-------------------|----|-----------------|----|---|----|
| | 10 | JXP- 9 | 5 | 0 | 5 |
| | 11 | JXP- 10 | 0 | 1 | 1 |
| | 12 | JXP- 11 | 1 | 0 | 1 |
| | 13 | JXP- 12 | 1 | 1 | 2 |
| | 14 | JXP- 13 | 1 | 0 | 1 |
| | 16 | JXP- 15 | 1 | 0 | 1 |
| Ret Pads - Bank 4 | 1 | NODE | 11 | 5 | 16 |
| Fwd EQs - Bank 1 | 8 | SC-EQ-750- SC-3 | 1 | 0 | 1 |
| | 9 | SC-EQ-750- SC-2 | 0 | 1 | 1 |
| | 10 | SC-EQ-750- SC-1 | 1 | 0 | 1 |
| | 11 | SC-EQ-750- 0 | 1 | 0 | 1 |
| | 12 | SC-EQ-750- 2 | 5 | 3 | 8 |
| | 13 | SC-EQ-750- 4 | 6 | 0 | 6 |
| | 14 | SC-EQ-750- 6 | 4 | 2 | 6 |
| | 15 | SC-EQ-750- 8 | 4 | 1 | 5 |
| | 16 | SC-EQ-750- 10 | 3 | 1 | 4 |
| | 17 | SC-EQ-750- 12 | 1 | 1 | 2 |
| | 18 | SC-EQ-750- 14 | 2 | 0 | 2 |
| Ret EQs - Bank 1 | 1 | SEE-40- 0 | 3 | 1 | 4 |
| | 2 | SEE-40- 2 | 21 | 5 | 26 |
| | 3 | SEE-40- 4 | 4 | 3 | 7 |
| Feeder makers | 1 | | 1 | 0 | 1 |
| Inline EQs | 2 | | 0 | 9 | 9 |
| | 4 | EX ST SPLICE | 4 | 0 | 4 |
| | 6 | EX BL SPLICE | 0 | 4 | 4 |
| 2-Port Taps | 1 | FFT2-23K | 0 | 1 | 1 |
| | 2 | FFT2-20K | 2 | 1 | 3 |
| | 3 | FFT2-17K | 2 | 2 | 4 |
| | 4 | FFT2-14K | 2 | 3 | 5 |
| | 5 | FFT2-10K | 7 | 0 | 7 |
| | 6 | FFT2-7K | 4 | 2 | 6 |
| | 7 | FFT2-4TK | 6 | 5 | 11 |
| 4-Port Taps | 1 | FFT4-23K | 9 | 2 | 11 |
| | 2 | FFT4-20K | 26 | 4 | 30 |
| | 3 | FFT4-17K | 24 | 8 | 32 |
| | 4 | FFT4-14K | 21 | 4 | 25 |
| | 5 | FFT4-10K | 28 | 8 | 36 |
| | 6 | FFT4-7TK | 17 | 5 | 22 |
| 8-Port Taps | 1 | FFT8-23K | 4 | 6 | 10 |
| | 2 | FFT8-20K | 2 | 3 | 5 |
| | 3 | FFT8-17K | 4 | 6 | 10 |
| | 4 | FFT8-14K | 9 | 9 | 18 |
| | 5 | FFT8-10TK | 5 | 8 | 13 |
| Couplers | 1 | LPI100 | 3 | 1 | 4 |
| | 2 | LLS102 | 8 | 6 | 14 |
| | 3 | LLS103 | 3 | 0 | 3 |
| | 4 | LDC108 | 15 | 3 | 18 |

| | | | | | |
|-------------------|----|--------------------|-------|-------|-------|
| | 5 | LDC112 | 2 | 0 | 2 |
| | 6 | LDC116 | 1 | 0 | 1 |
| | 11 | JUMPER | 29 | 8 | 37 |
| | 12 | MBD-SPLT | 3 | 0 | 3 |
| | 13 | MBD-DC10 | 2 | 0 | 2 |
| | 14 | MBD-DC8 | 0 | 1 | 1 |
| | 15 | MBD-DC12 | 1 | 0 | 1 |
| Power Supplies | 1 | XM 9015 | 4 | 0 | 4 |
| Miscellaneous | 1 | HTH Conn. | 57 | 28 | 85 |
| | 3 | Term | 13 | 14 | 27 |
| | 7 | SBH-1022 | 0 | 79 | 79 |
| | 8 | SBH-1432 | 0 | 9 | 9 |
| General BOM Info. | | Housecount | 519 | 354 | 873 |
| | | Ports | 738 | 408 | 1146 |
| | | Non-MDU Housecount | 483 | 300 | 783 |
| | | MDU Housecount | 36 | 54 | 90 |
| | | MDU Tap Ports | 6 | 32 | 38 |
| | | MDU Tap Ports Used | 3 | 8 | 11 |
| | | COM Housecount | 0 | 0 | 0 |
| | | COM Tap Ports | 0 | 0 | 0 |
| | | COM Tap Ports Used | 0 | 0 | 0 |
| | | Drop Sp. Ports | 0 | 0 | 0 |
| | | Non-Design HC | 0 | 0 | 0 |
| | | Trunk Amps | 15 | 8 | 23 |
| | | Line Extenders | 13 | 1 | 14 |
| | | Equalizers | 4 | 13 | 17 |
| | | Taps (2-Port) | 23 | 14 | 37 |
| | | Taps (4-Port) | 125 | 31 | 156 |
| | | Taps (6-Port) | 0 | 0 | 0 |
| | | Taps (8-Port) | 24 | 32 | 56 |
| | | Taps (total) | 172 | 77 | 249 |
| | | 2-Way Couplers | 53 | 19 | 72 |
| | | 3-Way Couplers | 3 | 0 | 3 |
| | | Strand/Trench | 29934 | 16106 | 46040 |
| | | Poles Used | 209 | 0 | 209 |
| Cables | 0 | EX QR715-AR | 29934 | 0 | 29934 |
| | | 100 Series | 6535 | 0 | 6535 |
| | | Total EX QR715-AR | 36469 | 0 | 36469 |
| | 1 | EX QR715-UG | 0 | 11663 | 11663 |
| | | 100 Series | 0 | 2492 | 2492 |
| | | 200 Series | 0 | 350 | 350 |
| | | 400 Series | 0 | 415 | 415 |
| | | 500 Series | 0 | 28 | 28 |
| | | Total EX QR715-UG | 0 | 14948 | 14948 |
| | 11 | NW QR715-UG | 0 | 3524 | 3524 |
| | | 100 Series | 0 | 458 | 458 |
| | | 200 Series | 0 | 154 | 154 |

| | | | | | |
|------------|----|-------------------|-----|------|------|
| | | 300 Series | 0 | 454 | 454 |
| | | Total NW QR715-UG | 0 | 4590 | 4590 |
| Connectors | 0 | QR 715 P-T | 388 | 0 | 388 |
| | 1 | QR 715 P-T | 0 | 126 | 126 |
| | 11 | QR 715 P-T | 0 | 36 | 36 |

Equipment For Network file: SE-16.

Parameters: TACOMA-750
 Actives: TACOMA-750
 Taps: TACOMA-750
 Couplers: TACOMA-750
 Cables: TACOMA-750

| Equipment type | Line # | Part Number | Ae - p1 | UG - p1 | Total - p1 |
|-------------------|-------------------|----------------|------------|---------|------------|
| Actives | 1 | BLE 750-SH | 7 | 7 | 14 |
| | 13 | MB 750-SH | 5 | 2 | 7 |
| | 14 | MB 750-SH | 5 | 2 | 7 |
| | 15 | MB 750-SH | 5 | 0 | 5 |
| | 25 | CWS MB 750-SH | 0 | 1 | 1 |
| | 32 | Stargate 2000 | 1 | 0 | 1 |
| | 42 | BLE100-HSXH-F | 1 | 0 | 1 |
| | 47 | MB100S-2HSXH-F | 1 | 0 | 1 |
| | 48 | MB100S-2HSXH-F | 1 | 1 | 2 |
| | Reserve Gain | 1 | BLE-750 AR | 7 | 7 |
| 13 | | MB-750 AR | 5 | 2 | 7 |
| 14 | | MB-750 AR | 5 | 2 | 7 |
| 15 | | MB-750 AR | 5 | 0 | 5 |
| 25 | | MB-750 UG | 0 | 1 | 1 |
| 32 | | Stargate 2000 | 1 | 0 | 1 |
| 42 | | | 1 | 0 | 1 |
| 47 | | | 1 | 0 | 1 |
| 48 | | | 1 | 1 | 2 |
| Fwd Pads - Bank 1 | | 1 | JXP- 0 | 5 | 6 |
| | 2 | JXP- 1 | 2 | 3 | 5 |
| | 3 | JXP- 2 | 1 | 0 | 1 |
| | 5 | JXP- 4 | 3 | 0 | 3 |
| | 6 | JXP- 5 | 1 | 0 | 1 |
| | 7 | JXP- 6 | 3 | 2 | 5 |
| | 8 | JXP- 7 | 2 | 1 | 3 |
| | 9 | JXP- 8 | 4 | 0 | 4 |
| | 10 | JXP- 9 | 2 | 0 | 2 |
| | 11 | JXP- 10 | 1 | 1 | 2 |
| | 12 | JXP- 11 | 2 | 0 | 2 |
| | Ret Pads - Bank 1 | 1 | JXP- 0 | 4 | 0 |
| 2 | | JXP- 1 | 1 | 1 | 2 |
| 3 | | JXP- 2 | 0 | 2 | 2 |
| 4 | | JXP- 3 | 3 | 0 | 3 |
| 5 | | JXP- 4 | 3 | 1 | 4 |
| 6 | | JXP- 5 | 3 | 2 | 5 |
| 7 | | JXP- 6 | 1 | 1 | 2 |
| 8 | | JXP- 7 | 2 | 1 | 3 |
| 9 | | JXP- 8 | 3 | 0 | 3 |

| | | | | | |
|------------------|----|-----------------|----|----|----|
| | 10 | JXP- 9 | 1 | 2 | 3 |
| | 11 | JXP- 10 | 2 | 3 | 5 |
| | 13 | JXP- 12 | 1 | 0 | 1 |
| | 15 | JXP- 14 | 1 | 0 | 1 |
| | 16 | JXP- 15 | 1 | 0 | 1 |
| Fwd EQs - Bank 1 | 6 | SC-EQ-750- SC-5 | 1 | 0 | 1 |
| | 8 | SC-EQ-750- SC-3 | 3 | 0 | 3 |
| | 10 | SC-EQ-750- SC-1 | 1 | 1 | 2 |
| | 11 | SC-EQ-750- 0 | 1 | 1 | 2 |
| | 12 | SC-EQ-750- 2 | 3 | 0 | 3 |
| | 13 | SC-EQ-750- 4 | 4 | 0 | 4 |
| | 14 | SC-EQ-750- 6 | 3 | 2 | 5 |
| | 15 | SC-EQ-750- 8 | 4 | 1 | 5 |
| | 16 | SC-EQ-750- 10 | 0 | 2 | 2 |
| | 17 | SC-EQ-750- 12 | 3 | 1 | 4 |
| | 18 | SC-EQ-750- 14 | 3 | 4 | 7 |
| | 21 | SC-EQ-750- 20 | 0 | 1 | 1 |
| Ret EQs - Bank 1 | 1 | SEE-40- 0 | 5 | 1 | 6 |
| | 2 | SEE-40- 2 | 15 | 4 | 19 |
| | 3 | SEE-40- 4 | 6 | 5 | 11 |
| | 4 | SEE-40- 6 | 0 | 3 | 3 |
| Feeder-makers | 1 | | 1 | 0 | 1 |
| Inline EQs | 3 | | 0 | 3 | 3 |
| | 4 | EX ST SPLICE | 3 | 2 | 5 |
| | 5 | NEW ST SPLICE | 0 | 1 | 1 |
| | 6 | EX BL SPLICE | 1 | 12 | 13 |
| 2-Port Taps | 1 | FFT2-23K | 1 | 0 | 1 |
| | 3 | FFT2-17K | 2 | 1 | 3 |
| | 4 | FFT2-14K | 4 | 1 | 5 |
| | 5 | FFT2-10K | 5 | 6 | 11 |
| | 6 | FFT2-7K | 4 | 1 | 5 |
| | 7 | FFT2-4TK | 4 | 5 | 9 |
| 4-Port Taps | 1 | FFT4-23K | 17 | 6 | 23 |
| | 2 | FFT4-20K | 21 | 6 | 27 |
| | 3 | FFT4-17K | 28 | 9 | 37 |
| | 4 | FFT4-14K | 15 | 9 | 24 |
| | 5 | FFT4-10K | 22 | 19 | 41 |
| | 6 | FFT4-7TK | 17 | 16 | 33 |
| 8-Port Taps | 1 | FFT8-23K | 0 | 2 | 2 |
| | 2 | FFT8-20K | 1 | 3 | 4 |
| | 3 | FFT8-17K | 0 | 2 | 2 |
| | 4 | FFT8-14K | 4 | 6 | 10 |
| | 5 | FFT8-10TK | 3 | 7 | 10 |
| Couplers | 1 | LPI100 | 3 | 1 | 4 |
| | 2 | LLS102 | 4 | 8 | 12 |
| | 3 | LLS103 | 6 | 4 | 10 |
| | 4 | LDC108 | 6 | 4 | 10 |

| | | | | | |
|-------------------|----|--------------------|-------|-------|-------|
| | 5 | LDC112 | 5 | 0 | 5 |
| | 11 | JUMPER | 26 | 6 | 32 |
| | 12 | MBD-SPLT | 6 | 1 | 7 |
| | 13 | MBD-DC10 | 1 | 2 | 3 |
| | 14 | MBD-DC8 | 1 | 0 | 1 |
| Power Supplies | 1 | XM 9015 | 3 | 1 | 4 |
| Miscellaneous | 1 | HTH Conn. | 46 | 29 | 75 |
| | 2 | Splice | 1 | 3 | 4 |
| | 3 | Term | 18 | 15 | 33 |
| | 7 | SBH-1022 | 0 | 113 | 113 |
| | 8 | SBH-1432 | 0 | 14 | 14 |
| | 9 | PS6 | 0 | 1 | 1 |
| General BOM Info. | | Housecount | 385 | 580 | 965 |
| | | Ports | 584 | 448 | 1032 |
| | | Non-MDU Housecount | 377 | 337 | 714 |
| | | MDU Housecount | 8 | 243 | 251 |
| | | MDU Tap Ports | 2 | 0 | 2 |
| | | MDU Tap Ports Used | 1 | 5 | 6 |
| | | COM Housecount | 0 | 0 | 0 |
| | | COM Tap Ports | 0 | 0 | 0 |
| | | COM Tap Ports Used | 0 | 0 | 0 |
| | | Drop Sp. Ports | 0 | 0 | 0 |
| | | Non-Design HC | 0 | 0 | 0 |
| | | Trunk Amps | 19 | 6 | 25 |
| | | Line Extenders | 7 | 7 | 14 |
| | | Equalizers | 4 | 18 | 22 |
| | | Taps (2-Port) | 20 | 14 | 34 |
| | | Taps (4-Port) | 120 | 65 | 185 |
| | | Taps (6-Port) | 0 | 0 | 0 |
| | | Taps (8-Port) | 8 | 20 | 28 |
| | | Taps (total) | 148 | 99 | 247 |
| | | 2-Way Couplers | 46 | 22 | 68 |
| | | 3-Way Couplers | 6 | 4 | 10 |
| | | Strand/Trench | 28899 | 23063 | 51962 |
| | | Poles Used | 181 | 0 | 181 |
| Cables | 0 | EX QR715-AR | 28649 | 0 | 28649 |
| | | 100 Series | 10016 | 0 | 10016 |
| | | 400 Series | 250 | 0 | 250 |
| | | Total EX QR715-AR | 38915 | 0 | 38915 |
| | 10 | 100 Series | 167 | 0 | 167 |
| | | Total NW QR715-AR | 167 | 0 | 167 |
| | 1 | EX QR715-UG | 0 | 20235 | 20235 |
| | | 100 Series | 0 | 8881 | 8881 |
| | | 400 Series | 0 | 2398 | 2398 |
| | | 500 Series | 0 | 414 | 414 |
| | | Total EX QR715-UG | 0 | 31928 | 31928 |
| | 11 | NW QR715-UG | 0 | 390 | 390 |

| | | | | | |
|------------|----|-------------------|-----|-----|-----|
| | | 200 Series | 0 | 40 | 40 |
| | | Total NW QR715-UG | 0 | 430 | 430 |
| Connectors | 0 | QR 715 P-T | 333 | 0 | 333 |
| | 10 | QR 715 P-T | 2 | 0 | 2 |
| | 1 | QR 715 P-T | 0 | 238 | 238 |
| | 11 | QR 715 P-T | 0 | 4 | 4 |

Equipment For Network file: SE-17.

Parameters: TACOMA-750
 Actives: TACOMA-750
 Taps: TACOMA-750
 Couplers: TACOMA-750
 Cables: TACOMA-750

| Equipment type | Line # | Part Number | Ae - p1 | UG - p1 | Total - p1 |
|-------------------|--------|---------------|---------|---------|------------|
| Actives | 1 | BLE 750-SH | 15 | 1 | 16 |
| | 2 | BLE 750-SH | 5 | 0 | 5 |
| | 3 | BLE 750-SH | 1 | 0 | 1 |
| | 13 | MB 750-SH | 6 | 0 | 6 |
| | 14 | MB 750-SH | 8 | 1 | 9 |
| | 15 | MB 750-SH | 5 | 0 | 5 |
| | 16 | MB 750-SH | 1 | 0 | 1 |
| | 32 | Stargate 2000 | 1 | 0 | 1 |
| Reserve Gain | 1 | BLE-750 AR | 15 | 1 | 16 |
| | 2 | BLE-750 AR | 5 | 0 | 5 |
| | 3 | BLE-750 AR | 1 | 0 | 1 |
| | 13 | MB-750 AR | 6 | 0 | 6 |
| | 14 | MB-750 AR | 8 | 1 | 9 |
| | 15 | MB-750 AR | 5 | 0 | 5 |
| | 16 | MB-750 AR | 1 | 0 | 1 |
| | 32 | Stargate 2000 | 1 | 0 | 1 |
| Fwd Pads - Bank 1 | 1 | JXP- 0 | 6 | 0 | 6 |
| | 2 | JXP- 1 | 7 | 0 | 7 |
| | 3 | JXP- 2 | 3 | 0 | 3 |
| | 4 | JXP- 3 | 2 | 0 | 2 |
| | 5 | JXP- 4 | 2 | 1 | 3 |
| | 6 | JXP- 5 | 7 | 0 | 7 |
| | 7 | JXP- 6 | 4 | 0 | 4 |
| | 8 | JXP- 7 | 3 | 0 | 3 |
| | 9 | JXP- 8 | 3 | 0 | 3 |
| | 10 | JXP- 9 | 2 | 0 | 2 |
| | 11 | JXP- 10 | 0 | 1 | 1 |
| | 12 | JXP- 11 | 1 | 0 | 1 |
| | 13 | JXP- 12 | 1 | 0 | 1 |
| | 14 | JXP- 13 | 1 | 0 | 1 |
| Fwd Pads - Bank 4 | 1 | NODE | 5 | 6 | 11 |
| Ret Pads - Bank 1 | 1 | JXP- 0 | 5 | 0 | 5 |
| | 3 | JXP- 2 | 4 | 0 | 4 |
| | 5 | JXP- 4 | 4 | 0 | 4 |
| | 6 | JXP- 5 | 4 | 0 | 4 |
| | 7 | JXP- 6 | 3 | 0 | 3 |
| | 8 | JXP- 7 | 4 | 0 | 4 |
| | 9 | JXP- 8 | 6 | 0 | 6 |

| | | | | | |
|-------------------|----|-----------------|----|----|----|
| | 10 | JXP- 9 | 7 | 1 | 8 |
| | 11 | JXP- 10 | 4 | 1 | 5 |
| | 16 | JXP- 15 | 1 | 0 | 1 |
| Ret Pads - Bank 4 | 1 | NODE | 5 | 6 | 11 |
| Fwd EQs - Bank 1 | 7 | SC-EQ-750- SC-4 | 1 | 0 | 1 |
| | 11 | SC-EQ-750- 0 | 3 | 0 | 3 |
| | 12 | SC-EQ-750- 2 | 4 | 0 | 4 |
| | 13 | SC-EQ-750- 4 | 1 | 0 | 1 |
| | 14 | SC-EQ-750- 6 | 8 | 1 | 9 |
| | 15 | SC-EQ-750- 8 | 14 | 1 | 15 |
| | 16 | SC-EQ-750- 10 | 7 | 0 | 7 |
| | 17 | SC-EQ-750- 12 | 3 | 0 | 3 |
| | 18 | SC-EQ-750- 14 | 1 | 0 | 1 |
| Ret EQs - Bank 1 | 1 | SEE-40- 0 | 1 | 0 | 1 |
| | 2 | SEE-40- 2 | 36 | 2 | 38 |
| | 3 | SEE-40- 4 | 5 | 0 | 5 |
| Feeder makers | 1 | | 1 | 0 | 1 |
| Inline EQs | 6 | EX BL SPLICE | 0 | 1 | 1 |
| 2-Port Taps | 1 | FFT2-23K | 1 | 0 | 1 |
| | 3 | FFT2-17K | 2 | 1 | 3 |
| | 4 | FFT2-14K | 3 | 1 | 4 |
| | 5 | FFT2-10K | 8 | 0 | 8 |
| | 6 | FFT2-7K | 7 | 0 | 7 |
| | 7 | FFT2-4TK | 6 | 1 | 7 |
| 4-Port Taps | 1 | FFT4-23K | 25 | 0 | 25 |
| | 2 | FFT4-20K | 41 | 3 | 44 |
| | 3 | FFT4-17K | 51 | 2 | 53 |
| | 4 | FFT4-14K | 48 | 3 | 51 |
| | 5 | FFT4-10K | 57 | 3 | 60 |
| | 6 | FFT4-7TK | 22 | 4 | 26 |
| 8-Port Taps | 1 | FFT8-23K | 4 | 0 | 4 |
| | 2 | FFT8-20K | 6 | 3 | 9 |
| | 3 | FFT8-17K | 9 | 2 | 11 |
| | 4 | FFT8-14K | 7 | 4 | 11 |
| | 5 | FFT8-10TK | 10 | 6 | 16 |
| Couplers | 1 | LPI100 | 4 | 0 | 4 |
| | 2 | LLS102 | 17 | 1 | 18 |
| | 3 | LLS103 | 5 | 0 | 5 |
| | 4 | LDC108 | 6 | 0 | 6 |
| | 5 | LDC112 | 3 | 0 | 3 |
| | 11 | JUMPER | 28 | 1 | 29 |
| | 12 | MBD-SPLT | 6 | 1 | 7 |
| | 13 | MBD-DC10 | 3 | 1 | 4 |
| Power Supplies | 1 | XM 9015 | 4 | 0 | 4 |
| Miscellaneous | 1 | HTH Conn. | 71 | 2 | 73 |
| | 3 | Term | 20 | 4 | 24 |
| | 7 | SBH-1022 | 0 | 33 | 33 |

| | | | | | |
|-------------------|---|--------------------|-------|------|-------|
| | 8 | SBH-1432 | 0 | 2 | 2 |
| General BOM Info. | | Housecount | 950 | 141 | 1091 |
| | | Ports | 1318 | 186 | 1504 |
| | | Non-MDU Housecount | 924 | 141 | 1065 |
| | | MDU Housecount | 26 | 0 | 26 |
| | | MDU Tap Ports | 4 | 0 | 4 |
| | | MDU Tap Ports Used | 4 | 0 | 4 |
| | | COM Housecount | 0 | 0 | 0 |
| | | COM Tap Ports | 0 | 0 | 0 |
| | | COM Tap Ports Used | 0 | 0 | 0 |
| | | Drop Sp. Ports | 0 | 0 | 0 |
| | | Non-Design HC | 0 | 0 | 0 |
| | | Trunk Amps | 21 | 1 | 22 |
| | | Line Extenders | 21 | 1 | 22 |
| | | Equalizers | 0 | 1 | 1 |
| | | Taps (2-Port) | 27 | 3 | 30 |
| | | Taps (4-Port) | 244 | 15 | 259 |
| | | Taps (6-Port) | 0 | 0 | 0 |
| | | Taps (8-Port) | 36 | 15 | 51 |
| | | Taps (total) | 307 | 33 | 340 |
| | | 2-Way Couplers | 63 | 4 | 67 |
| | | 3-Way Couplers | 5 | 0 | 5 |
| | | Strand/Trench | 42513 | 6113 | 48626 |
| | | Poles Used | 329 | 0 | 329 |
| Cables | 0 | EX QR715-AR | 42513 | 0 | 42513 |
| | | 100 Series | 10738 | 0 | 10738 |
| | | Total EX QR715-AR | 53251 | 0 | 53251 |
| | 1 | EX QR715-UG | 0 | 6043 | 6043 |
| | | 100 Series | 0 | 1319 | 1319 |
| | | 200 Series | 0 | 70 | 70 |
| | | Total EX QR715-UG | 0 | 7432 | 7432 |
| Connectors | 0 | QR 715 P-T | 642 | 0 | 642 |
| | 1 | QR 715 P-T | 0 | 70 | 70 |

Equipment For Network file: SE-18.

Parameters: TACOMA-750
 Actives: TACOMA-750
 Taps: TACOMA-750
 Couplers: TACOMA-750
 Cables: TACOMA-750

| Equipment type | Line # | Part Number | Ae - p1 | UG - p1 | Total - p1 | |
|-------------------|--------------|----------------|------------|---------|------------|----|
| Actives | 1 | BLE 750-SH | 16 | 1 | 17 | |
| | 2 | BLE 750-SH | 1 | 2 | 3 | |
| | 3 | BLE 750-SH | 0 | 1 | 1 | |
| | 13 | MB 750-SH | 5 | 0 | 5 | |
| | 14 | MB 750-SH | 9 | 2 | 11 | |
| | 15 | MB 750-SH | 8 | 0 | 8 | |
| | 16 | MB 750-SH | 4 | 0 | 4 | |
| | 23 | CWS MB 750-SH | 0 | 1 | 1 | |
| | 32 | Stargate 2000 | 1 | 0 | 1 | |
| | 42 | BLE100-HSXH-F | 1 | 2 | 3 | |
| | 47 | MB100S-2HSXH-F | 1 | 0 | 1 | |
| | Reserve Gain | 1 | BLE-750 AR | 16 | 1 | 17 |
| | | 2 | BLE-750 AR | 1 | 2 | 3 |
| 3 | | BLE-750 AR | 0 | 1 | 1 | |
| 13 | | MB-750 AR | 5 | 0 | 5 | |
| 14 | | MB-750 AR | 9 | 2 | 11 | |
| 15 | | MB-750 AR | 8 | 0 | 8 | |
| 16 | | MB-750 AR | 4 | 0 | 4 | |
| 23 | | MB-750 UG | 0 | 1 | 1 | |
| 32 | | Stargate 2000 | 1 | 0 | 1 | |
| 42 | | | 1 | 2 | 3 | |
| Fwd Pads - Bank 1 | 47 | | 1 | 0 | 1 | |
| | 1 | JXP- 0 | 4 | 0 | 4 | |
| | 2 | JXP- 1 | 1 | 0 | 1 | |
| | 3 | JXP- 2 | 4 | 2 | 6 | |
| | 4 | JXP- 3 | 2 | 1 | 3 | |
| | 5 | JXP- 4 | 3 | 1 | 4 | |
| | 6 | JXP- 5 | 2 | 1 | 3 | |
| | 7 | JXP- 6 | 7 | 1 | 8 | |
| | 8 | JXP- 7 | 6 | 1 | 7 | |
| | 9 | JXP- 8 | 7 | 0 | 7 | |
| | 10 | JXP- 9 | 1 | 1 | 2 | |
| | 11 | JXP- 10 | 2 | 0 | 2 | |
| | 12 | JXP- 11 | 3 | 1 | 4 | |
| | 13 | JXP- 12 | 1 | 0 | 1 | |
| | 14 | JXP- 13 | 2 | 0 | 2 | |
| 15 | JXP- 14 | 1 | 0 | 1 | | |
| Fwd Pads - Bank 4 | 1 | NODE | 4 | 7 | 11 | |

| | | | | | |
|-------------------|-------------------|-----------------|----------|----|----|
| Ret Pads - Bank 1 | 1 | JXP- 0 | 2 | 0 | 2 |
| | 2 | JXP- 1 | 3 | 0 | 3 |
| | 3 | JXP- 2 | 2 | 0 | 2 |
| | 4 | JXP- 3 | 6 | 1 | 7 |
| | 5 | JXP- 4 | 3 | 2 | 5 |
| | 6 | JXP- 5 | 3 | 0 | 3 |
| | 7 | JXP- 6 | 4 | 0 | 4 |
| | 8 | JXP- 7 | 5 | 2 | 7 |
| | 9 | JXP- 8 | 6 | 1 | 7 |
| | 10 | JXP- 9 | 4 | 1 | 5 |
| | 11 | JXP- 10 | 3 | 0 | 3 |
| | 12 | JXP- 11 | 1 | 1 | 2 |
| | 13 | JXP- 12 | 2 | 1 | 3 |
| | 14 | JXP- 13 | 1 | 0 | 1 |
| | 16 | JXP- 15 | 1 | 0 | 1 |
| | Ret Pads - Bank 4 | 1 | NODE | 4 | 7 |
| Fwd EQs - Bank 1 | 6 | SC-EQ-750- SC-5 | 1 | 0 | 1 |
| | 7 | SC-EQ-750- SC-4 | 1 | 0 | 1 |
| | 8 | SC-EQ-750- SC-3 | 1 | 0 | 1 |
| | 9 | SC-EQ-750- SC-2 | 2 | 0 | 2 |
| | 10 | SC-EQ-750- SC-1 | 1 | 0 | 1 |
| | 11 | SC-EQ-750- 0 | 5 | 0 | 5 |
| | 12 | SC-EQ-750- 2 | 8 | 1 | 9 |
| | 13 | SC-EQ-750- 4 | 5 | 1 | 6 |
| | 14 | SC-EQ-750- 6 | 7 | 3 | 10 |
| | 15 | SC-EQ-750- 8 | 5 | 4 | 9 |
| | 16 | SC-EQ-750- 10 | 4 | 0 | 4 |
| | 17 | SC-EQ-750- 12 | 4 | 0 | 4 |
| | 18 | SC-EQ-750- 14 | 2 | 0 | 2 |
| Ret EQs - Bank 1 | 1 | SEE-40- 0 | 9 | 0 | 9 |
| | 2 | SEE-40- 2 | 27 | 9 | 36 |
| | 3 | SEE-40- 4 | 9 | 0 | 9 |
| | 4 | SEE-40- 6 | 1 | 0 | 1 |
| FeederMakers | 1 | | 1 | 0 | 1 |
| Inline EQs | 2 | | 0 | 7 | 7 |
| | 3 | | 0 | 1 | 1 |
| | 6 | EX BL SPLICE | 0 | 2 | 2 |
| | 7 | NEW BL SPLICE | 1 | 0 | 1 |
| 2-Port Taps | 2 | FFT2-20K | 0 | 1 | 1 |
| | 3 | FFT2-17K | 0 | 1 | 1 |
| | 4 | FFT2-14K | 3 | 2 | 5 |
| | 5 | FFT2-10K | 8 | 0 | 8 |
| | 6 | FFT2-7K | 4 | 1 | 5 |
| | 7 | FFT2-4TK | 4 | 2 | 6 |
| | 4-Port Taps | 1 | FFT4-23K | 25 | 2 |
| 2 | | FFT4-20K | 38 | 5 | 43 |
| 3 | | FFT4-17K | 54 | 7 | 61 |

| | | | | | |
|-------------------|----|--------------------|-------|-------|-------|
| | 4 | FFT4-14K | 50 | 8 | 58 |
| | 5 | FFT4-10K | 52 | 10 | 62 |
| | 6 | FFT4-7TK | 24 | 11 | 35 |
| 8-Port Taps | 1 | FFT8-23K | 2 | 2 | 4 |
| | 2 | FFT8-20K | 6 | 0 | 6 |
| | 3 | FFT8-17K | 6 | 4 | 10 |
| | 4 | FFT8-14K | 7 | 2 | 9 |
| | 5 | FFT8-10TK | 14 | 5 | 19 |
| Couplers | 1 | LPI100 | 4 | 0 | 4 |
| | 2 | LLS102 | 18 | 3 | 21 |
| | 3 | LLS103 | 8 | 0 | 8 |
| | 4 | LDC108 | 20 | 4 | 24 |
| | 5 | LDC112 | 4 | 1 | 5 |
| | 11 | JUMPER | 36 | 3 | 39 |
| | 12 | MBD-SPLT | 8 | 1 | 9 |
| | 13 | MBD-DC10 | 4 | 0 | 4 |
| | 22 | APT 8 WAY | 0 | 10 | 10 |
| Power Supplies | 1 | XM 9015 | 4 | 0 | 4 |
| Miscellaneous | 1 | HTH Conn. | 96 | 13 | 109 |
| | 2 | Splice | 1 | 2 | 3 |
| | 3 | Term | 39 | 12 | 51 |
| | 7 | SBH-1022 | 0 | 71 | 71 |
| | 8 | SBH-1432 | 0 | 9 | 9 |
| General BOM Info. | | Housecount | 836 | 289 | 1125 |
| | | Ports | 1290 | 290 | 1580 |
| | | Non-MDU Housecount | 820 | 217 | 1037 |
| | | MDU Housecount | 16 | 72 | 88 |
| | | MDU Tap Ports | 16 | 12 | 28 |
| | | MDU Tap Ports Used | 5 | 11 | 16 |
| | | COM Housecount | 0 | 0 | 0 |
| | | COM Tap Ports | 0 | 0 | 0 |
| | | COM Tap Ports Used | 0 | 0 | 0 |
| | | Drop Sp. Ports | 0 | 60 | 60 |
| | | Non-Design HC | 0 | 0 | 0 |
| | | Trunk Amps | 29 | 5 | 34 |
| | | Line Extenders | 17 | 4 | 21 |
| | | Equalizers | 1 | 10 | 11 |
| | | Taps (2-Port) | 19 | 7 | 26 |
| | | Taps (4-Port) | 243 | 43 | 286 |
| | | Taps (6-Port) | 0 | 0 | 0 |
| | | Taps (8-Port) | 35 | 13 | 48 |
| | | Taps (total) | 297 | 63 | 360 |
| | | 2-Way Couplers | 88 | 12 | 100 |
| | | 3-Way Couplers | 8 | 0 | 8 |
| | | Strand/Trench | 42224 | 15356 | 57580 |
| | | Poles Used | 310 | 0 | 310 |
| Cables | 0 | EX QR715-AR | 42024 | 0 | 42024 |

| | | | | | |
|------------|----|-------------------|-------|-------|-------|
| | | 100 Series | 16779 | 0 | 16779 |
| | | Total EX QR715-AR | 58803 | 0 | 58803 |
| | 38 | | 200 | 0 | 200 |
| | | Total | 200 | 0 | 200 |
| | 1 | EX QR715-UG | 0 | 13321 | 13321 |
| | | 100 Series | 0 | 2663 | 2663 |
| | | 400 Series | 0 | 135 | 135 |
| | | 500 Series | 0 | 6 | 6 |
| | | Total EX QR715-UG | 0 | 16125 | 16125 |
| | 19 | NW RG6-UG | 0 | 1900 | 1900 |
| | | Total NW RG6-UG | 0 | 1900 | 1900 |
| Connectors | 0 | QR 715 P-T | 625 | 0 | 625 |
| | 38 | | 2 | 0 | 2 |
| | 1 | QR 715 P-T | 0 | 157 | 157 |
| | 19 | RG 6 P-T | 0 | 20 | 20 |

Equipment For Network file: SE-19.

Parameters: TACOMA-750
 Actives: TACOMA-750
 Taps: TACOMA-750
 Couplers: TACOMA-750
 Cables: TACOMA-750

| Equipment type | Line # | Part Number | Ae - p1 | UG - p1 | Total - p1 |
|-------------------|---------|---------------|---------|---------|------------|
| Actives | 1 | BLE 750-SH | 21 | 0 | 21 |
| | 2 | BLE 750-SH | 2 | 1 | 3 |
| | 13 | MB 750-SH | 6 | 0 | 6 |
| | 14 | MB 750-SH | 8 | 0 | 8 |
| | 15 | MB 750-SH | 7 | 0 | 7 |
| | 16 | MB 750-SH | 1 | 0 | 1 |
| | 32 | Stargate 2000 | 1 | 0 | 1 |
| Reserve Gain | 1 | BLE-750 AR | 21 | 0 | 21 |
| | 2 | BLE-750 AR | 2 | 1 | 3 |
| | 13 | MB-750 AR | 6 | 0 | 6 |
| | 14 | MB-750 AR | 8 | 0 | 8 |
| | 15 | MB-750 AR | 7 | 0 | 7 |
| | 16 | MB-750 AR | 1 | 0 | 1 |
| Fwd Pads - Bank 1 | 32 | Stargate 2000 | 1 | 0 | 1 |
| | 0 | JXP- VOID | 6 | 0 | 6 |
| | 1 | JXP- 0 | 3 | 0 | 3 |
| | 2 | JXP- 1 | 2 | 0 | 2 |
| | 3 | JXP- 2 | 2 | 0 | 2 |
| | 4 | JXP- 3 | 2 | 0 | 2 |
| | 5 | JXP- 4 | 5 | 0 | 5 |
| | 6 | JXP- 5 | 8 | 0 | 8 |
| | 7 | JXP- 6 | 3 | 0 | 3 |
| | 8 | JXP- 7 | 5 | 0 | 5 |
| | 9 | JXP- 8 | 4 | 1 | 5 |
| | 10 | JXP- 9 | 1 | 0 | 1 |
| | 11 | JXP- 10 | 3 | 0 | 3 |
| 12 | JXP- 11 | 1 | 0 | 1 | |
| 13 | JXP- 12 | 1 | 0 | 1 | |
| Ret Pads - Bank 1 | 0 | JXP- VOID | 6 | 0 | 6 |
| | 1 | JXP- 0 | 4 | 0 | 4 |
| | 2 | JXP- 1 | 2 | 0 | 2 |
| | 3 | JXP- 2 | 3 | 0 | 3 |
| | 4 | JXP- 3 | 4 | 0 | 4 |
| | 5 | JXP- 4 | 2 | 0 | 2 |
| | 6 | JXP- 5 | 2 | 0 | 2 |
| | 7 | JXP- 6 | 6 | 0 | 6 |
| | 8 | JXP- 7 | 4 | 0 | 4 |
| 9 | JXP- 8 | 8 | 0 | 8 | |

| | | | | | |
|------------------|----|-----------------|----|---|----|
| | 10 | JXP- 9 | 1 | 0 | 1 |
| | 11 | JXP- 10 | 2 | 1 | 3 |
| | 12 | JXP- 11 | 1 | 0 | 1 |
| | 16 | JXP- 15 | 1 | 0 | 1 |
| Fwd EQs - Bank 1 | 0 | SC-EQ-750- VOID | 6 | 0 | 6 |
| | 6 | SC-EQ-750- SC-5 | 1 | 0 | 1 |
| | 9 | SC-EQ-750- SC-2 | 1 | 0 | 1 |
| | 10 | SC-EQ-750- SC-1 | 1 | 0 | 1 |
| | 11 | SC-EQ-750- 0 | 1 | 0 | 1 |
| | 12 | SC-EQ-750- 2 | 9 | 0 | 9 |
| | 13 | SC-EQ-750- 4 | 7 | 0 | 7 |
| | 14 | SC-EQ-750- 6 | 6 | 1 | 7 |
| | 15 | SC-EQ-750- 8 | 7 | 0 | 7 |
| | 16 | SC-EQ-750- 10 | 2 | 0 | 2 |
| | 17 | SC-EQ-750- 12 | 3 | 0 | 3 |
| | 18 | SC-EQ-750- 14 | 2 | 0 | 2 |
| Ret EQs - Bank 1 | 0 | SEE-40- VOID | 6 | 0 | 6 |
| | 1 | SEE-40- 0 | 7 | 0 | 7 |
| | 2 | SEE-40- 2 | 26 | 1 | 27 |
| | 3 | SEE-40- 4 | 7 | 0 | 7 |
| Feeder-makers | 1 | | 1 | 0 | 1 |
| 2-Port Taps | 4 | FFT2-14K | 6 | 0 | 6 |
| | 5 | FFT2-10K | 15 | 2 | 17 |
| | 6 | FFT2-7K | 3 | 0 | 3 |
| | 7 | FFT2-4TK | 5 | 5 | 10 |
| 4-Port Taps | 1 | FFT4-23K | 29 | 1 | 30 |
| | 2 | FFT4-20K | 45 | 0 | 45 |
| | 3 | FFT4-17K | 51 | 0 | 51 |
| | 4 | FFT4-14K | 37 | 3 | 40 |
| | 5 | FFT4-10K | 56 | 0 | 56 |
| | 6 | FFT4-7TK | 40 | 5 | 45 |
| 8-Port Taps | 1 | FFT8-23K | 11 | 0 | 11 |
| | 2 | FFT8-20K | 13 | 0 | 13 |
| | 3 | FFT8-17K | 9 | 0 | 9 |
| | 4 | FFT8-14K | 20 | 0 | 20 |
| | 5 | FFT8-10TK | 7 | 0 | 7 |
| Couplers | 1 | LPI100 | 4 | 0 | 4 |
| | 2 | LLS102 | 19 | 0 | 19 |
| | 3 | LLS103 | 9 | 0 | 9 |
| | 4 | LDC108 | 14 | 0 | 14 |
| | 5 | LDC112 | 1 | 0 | 1 |
| | 11 | JUMPER | 26 | 0 | 26 |
| | 12 | MBD-SPLT | 6 | 0 | 6 |
| | 13 | MBD-DC10 | 5 | 0 | 5 |
| Power Supplies | 1 | XM 9015 | 4 | 0 | 4 |
| Miscellaneous | 1 | HTH Conn. | 86 | 2 | 88 |
| | 3 | Term | 24 | 3 | 27 |

| | | | | | |
|-------------------|----|--------------------|-------|------|-------|
| | 7 | SBH-1022 | 0 | 14 | 14 |
| | 8 | SBH-1432 | 0 | 1 | 1 |
| General BOM Info. | | Housecount | 1086 | 38 | 1124 |
| | | Ports | 1570 | 50 | 1620 |
| | | Non-MDU Housecount | 1077 | 38 | 1115 |
| | | MDU Housecount | 9 | 0 | 9 |
| | | MDU Tap Ports | 0 | 0 | 0 |
| | | MDU Tap Ports Used | 1 | 0 | 1 |
| | | COM Housecount | 0 | 0 | 0 |
| | | COM Tap Ports | 0 | 0 | 0 |
| | | COM Tap Ports Used | 0 | 0 | 0 |
| | | Drop Sp. Ports | 0 | 0 | 0 |
| | | Non-Design HC | 0 | 0 | 0 |
| | | Trunk Amps | 23 | 0 | 23 |
| | | Line Extenders | 23 | 1 | 24 |
| | | Equalizers | 0 | 0 | 0 |
| | | Taps (2-Port) | 29 | 7 | 36 |
| | | Taps (4-Port) | 258 | 9 | 267 |
| | | Taps (6-Port) | 0 | 0 | 0 |
| | | Taps (8-Port) | 60 | 0 | 60 |
| | | Taps (total) | 347 | 16 | 363 |
| | | 2-Way Couplers | 74 | 0 | 74 |
| | | 3-Way Couplers | 9 | 0 | 9 |
| | | Strand/Trench | 48308 | 3449 | 51757 |
| | | Poles Used | 386 | 0 | 386 |
| Cables | 0 | EX QR715-AR | 48308 | 0 | 48308 |
| | | 100 Series | 10355 | 0 | 10355 |
| | | Total EX QR715-AR | 58663 | 0 | 58663 |
| | 1 | EX QR715-UG | 0 | 2178 | 2178 |
| | | 100 Series | 0 | 979 | 979 |
| | | 400 Series | 0 | 605 | 605 |
| | | 500 Series | 0 | 84 | 84 |
| | | Total EX QR715-UG | 0 | 3846 | 3846 |
| | 11 | NW QR715-UG | 0 | 641 | 641 |
| | | 200 Series | 0 | 25 | 25 |
| | | Total NW QR715-UG | 0 | 666 | 666 |
| Connectors | 0 | QR 715 P-T | 717 | 0 | 717 |
| | 1 | QR 715 P-T | 0 | 28 | 28 |
| | 11 | QR 715 P-T | 0 | 3 | 3 |

Equipment For Network file: SE-20.

Parameters: TACOMA-750
 Actives: TACOMA-750
 Taps: TACOMA-750
 Couplers: TACOMA-750
 Cables: TACOMA-750

| Equipment type | Line # | Part Number | Ae - p1 | UG - p1 | Total - p1 | |
|-------------------|--------------|----------------|------------|---------|------------|----|
| Actives | 1 | BLE 750-SH | 15 | 4 | 19 | |
| | 2 | BLE 750-SH | 0 | 2 | 2 | |
| | 4 | CWS BLE 750-SH | 1 | 0 | 1 | |
| | 13 | MB 750-SH | 7 | 0 | 7 | |
| | 14 | MB 750-SH | 7 | 0 | 7 | |
| | 15 | MB 750-SH | 7 | 1 | 8 | |
| | 16 | MB 750-SH | 2 | 1 | 3 | |
| | 32 | Stargate 2000 | 1 | 0 | 1 | |
| | 42 | BLE100-HSXH-F | 1 | 0 | 1 | |
| | 47 | MB100S-2HSXH-F | 1 | 1 | 2 | |
| | 50 | MB100S-2HSXH-F | 1 | 0 | 1 | |
| | Reserve Gain | 1 | BLE-750 AR | 15 | 4 | 19 |
| | | 2 | BLE-750 AR | 0 | 2 | 2 |
| 4 | | BLE-750 UG | 1 | 0 | 1 | |
| 13 | | MB-750 AR | 7 | 0 | 7 | |
| 14 | | MB-750 AR | 7 | 0 | 7 | |
| 15 | | MB-750 AR | 7 | 1 | 8 | |
| 16 | | MB-750 AR | 2 | 1 | 3 | |
| 32 | | Stargate 2000 | 1 | 0 | 1 | |
| 42 | | | 1 | 0 | 1 | |
| 47 | | | 1 | 1 | 2 | |
| 50 | | | 1 | 0 | 1 | |
| Fwd Pads - Bank 1 | | 0 | JXP- VOID | 1 | 0 | 1 |
| | | 1 | JXP- 0 | 5 | 1 | 6 |
| | 2 | JXP- 1 | 3 | 1 | 4 | |
| | 3 | JXP- 2 | 2 | 1 | 3 | |
| | 4 | JXP- 3 | 5 | 0 | 5 | |
| | 5 | JXP- 4 | 3 | 0 | 3 | |
| | 6 | JXP- 5 | 4 | 2 | 6 | |
| | 7 | JXP- 6 | 1 | 1 | 2 | |
| | 8 | JXP- 7 | 3 | 0 | 3 | |
| | 9 | JXP- 8 | 2 | 2 | 4 | |
| | 10 | JXP- 9 | 6 | 0 | 6 | |
| | 11 | JXP- 10 | 1 | 0 | 1 | |
| | 12 | JXP- 11 | 3 | 0 | 3 | |
| | 13 | JXP- 12 | 2 | 0 | 2 | |
| | 14 | JXP- 13 | 1 | 1 | 2 | |
| 15 | JXP- 14 | 1 | 0 | 1 | | |

| | | | | | |
|-------------------|----|-----------------|----|---|----|
| Ret Pads - Bank 1 | 0 | JXP- VOID | 1 | 0 | 1 |
| | 1 | JXP- 0 | 9 | 0 | 9 |
| | 2 | JXP- 1 | 1 | 0 | 1 |
| | 3 | JXP- 2 | 4 | 0 | 4 |
| | 4 | JXP- 3 | 4 | 1 | 5 |
| | 5 | JXP- 4 | 5 | 0 | 5 |
| | 6 | JXP- 5 | 1 | 0 | 1 |
| | 7 | JXP- 6 | 4 | 0 | 4 |
| | 8 | JXP- 7 | 4 | 2 | 6 |
| | 9 | JXP- 8 | 2 | 2 | 4 |
| | 10 | JXP- 9 | 5 | 0 | 5 |
| | 11 | JXP- 10 | 1 | 1 | 2 |
| | 12 | JXP- 11 | 0 | 1 | 1 |
| | 13 | JXP- 12 | 0 | 1 | 1 |
| | 14 | JXP- 13 | 0 | 1 | 1 |
| | 15 | JXP- 14 | 1 | 0 | 1 |
| | 16 | JXP- 15 | 1 | 0 | 1 |
| Fwd EQs - Bank 1 | 0 | SC-EQ-750- VOID | 1 | 0 | 1 |
| | 6 | SC-EQ-750- SC-5 | 2 | 0 | 2 |
| | 7 | SC-EQ-750- SC-4 | 1 | 0 | 1 |
| | 8 | SC-EQ-750- SC-3 | 1 | 0 | 1 |
| | 9 | SC-EQ-750- SC-2 | 1 | 0 | 1 |
| | 10 | SC-EQ-750- SC-1 | 4 | 0 | 4 |
| | 11 | SC-EQ-750- 0 | 3 | 0 | 3 |
| | 12 | SC-EQ-750- 2 | 6 | 1 | 7 |
| | 13 | SC-EQ-750- 4 | 5 | 2 | 7 |
| | 14 | SC-EQ-750- 6 | 9 | 2 | 11 |
| | 15 | SC-EQ-750- 8 | 3 | 0 | 3 |
| | 16 | SC-EQ-750- 10 | 3 | 2 | 5 |
| | 17 | SC-EQ-750- 12 | 3 | 1 | 4 |
| | 18 | SC-EQ-750- 14 | 1 | 1 | 2 |
| Ret EQs - Bank 1 | 0 | SEE-40- VOID | 1 | 0 | 1 |
| | 1 | SEE-40- 0 | 13 | 1 | 14 |
| | 2 | SEE-40- 2 | 26 | 6 | 32 |
| | 3 | SEE-40- 4 | 3 | 2 | 5 |
| Feeder makers | 1 | | 1 | 0 | 1 |
| Inline EQs | 4 | EX ST SPLICE | 2 | 2 | 4 |
| | 5 | NEW ST SPLICE | 1 | 0 | 1 |
| | 6 | EX BL SPLICE | 0 | 4 | 4 |
| 2-Port Taps | 1 | FFT2-23K | 1 | 0 | 1 |
| | 2 | FFT2-20K | 3 | 1 | 4 |
| | 3 | FFT2-17K | 3 | 2 | 5 |
| | 4 | FFT2-14K | 11 | 2 | 13 |
| | 5 | FFT2-10K | 10 | 6 | 16 |
| | 6 | FFT2-7K | 7 | 3 | 10 |
| | 7 | FFT2-4TK | 14 | 5 | 19 |
| 4-Port Taps | 1 | FFT4-23K | 30 | 1 | 31 |

| | | | | | |
|-------------------|----|--------------------|-------|-------|-------|
| | 2 | FFT4-20K | 34 | 3 | 37 |
| | 3 | FFT4-17K | 38 | 3 | 41 |
| | 4 | FFT4-14K | 23 | 9 | 32 |
| | 5 | FFT4-10K | 28 | 14 | 42 |
| | 6 | FFT4-7TK | 13 | 10 | 23 |
| 8-Port Taps | 1 | FFT8-23K | 1 | 2 | 3 |
| | 2 | FFT8-20K | 6 | 3 | 9 |
| | 3 | FFT8-17K | 11 | 5 | 16 |
| | 4 | FFT8-14K | 13 | 6 | 19 |
| | 5 | FFT8-10TK | 6 | 5 | 11 |
| Couplers | 1 | LPI100 | 4 | 0 | 4 |
| | 2 | LLS102 | 17 | 6 | 23 |
| | 3 | LLS103 | 2 | 2 | 4 |
| | 4 | LDC108 | 22 | 2 | 24 |
| | 5 | LDC112 | 5 | 0 | 5 |
| | 6 | LDC116 | 0 | 1 | 1 |
| | 11 | JUMPER | 49 | 3 | 52 |
| | 12 | MBD-SPLT | 4 | 1 | 5 |
| | 13 | MBD-DC10 | 2 | 1 | 3 |
| Power Supplies | 1 | XM 9015 | 4 | 0 | 4 |
| Miscellaneous | 1 | HTH Conn. | 81 | 22 | 103 |
| | 2 | Splice | 1 | 4 | 5 |
| | 3 | Term | 21 | 26 | 47 |
| | 7 | SBH-1022 | 0 | 80 | 80 |
| | 8 | SBH-1432 | 0 | 9 | 9 |
| General BOM Info. | | Housecount | 874 | 380 | 1254 |
| | | Ports | 1058 | 366 | 1424 |
| | | Non-MDU Housecount | 734 | 224 | 958 |
| | | MDU Housecount | 140 | 156 | 296 |
| | | MDU Tap Ports | 8 | 22 | 30 |
| | | MDU Tap Ports Used | 8 | 13 | 21 |
| | | COM Housecount | 0 | 0 | 0 |
| | | COM Tap Ports | 0 | 0 | 0 |
| | | COM Tap Ports Used | 0 | 0 | 0 |
| | | Drop Sp. Ports | 0 | 0 | 0 |
| | | Non-Design HC | 0 | 0 | 0 |
| | | Trunk Amps | 27 | 3 | 30 |
| | | Line Extenders | 16 | 6 | 22 |
| | | Equalizers | 3 | 6 | 9 |
| | | Taps (2-Port) | 49 | 19 | 68 |
| | | Taps (4-Port) | 166 | 40 | 206 |
| | | Taps (6-Port) | 0 | 0 | 0 |
| | | Taps (8-Port) | 37 | 21 | 58 |
| | | Taps (total) | 252 | 80 | 332 |
| | | 2-Way Couplers | 82 | 14 | 96 |
| | | 3-Way Couplers | 2 | 2 | 4 |
| | | Strand/Trench | 36359 | 15511 | 51870 |

| | | Poles Used | 277 | 0 | 277 |
|------------|----|----------------------|-------|-------|-------|
| Cables | 0 | EX QR715-AR | 36040 | 0 | 36040 |
| | | 100 Series | 12970 | 0 | 12970 |
| | | 400 Series | 176 | 0 | 176 |
| | | Total EX QR715-AR | 49186 | 0 | 49186 |
| | 10 | 400 Series | 140 | 0 | 140 |
| | | Total NW QR715-AR | 140 | 0 | 140 |
| | 20 | EX QR715-AR:IN | 3 | 0 | 3 |
| | | Total EX QR715-AR:IN | 3 | 0 | 3 |
| | 1 | EX QR715-UG | 0 | 12964 | 12964 |
| | | 100 Series | 0 | 2095 | 2095 |
| | | 200 Series | 0 | 911 | 911 |
| | | 400 Series | 0 | 1401 | 1401 |
| | | 500 Series | 0 | 292 | 292 |
| | | Total EX QR715-UG | 0 | 17663 | 17663 |
| | 11 | 400 Series | 0 | 235 | 235 |
| | | Total NW QR715-UG | 0 | 235 | 235 |
| Connectors | 0 | QR 715 P-T | 584 | 0 | 584 |
| | 10 | QR 715 P-T | 2 | 0 | 2 |
| | 20 | QR 715 P-T | 2 | 0 | 2 |
| | 1 | QR 715 P-T | 0 | 178 | 178 |
| | 11 | QR 715 P-T | 0 | 2 | 2 |

Equipment For Network file: SE-22.

Parameters: TACOMA-750
 Actives: TACOMA-750
 Taps: TACOMA-750
 Couplers: TACOMA-750
 Cables: TACOMA-750

| Equipment type | Line # | Part Number | Ae - p1 | UG - p1 | Total - p1 | |
|-------------------|-------------------|----------------|------------|---------|------------|----|
| Actives | 1 | BLE 750-SH | 5 | 7 | 12 | |
| | 2 | BLE 750-SH | 0 | 2 | 2 | |
| | 4 | CWS BLE 750-SH | 0 | 8 | 8 | |
| | 13 | MB 750-SH | 3 | 0 | 3 | |
| | 14 | MB 750-SH | 2 | 1 | 3 | |
| | 15 | MB 750-SH | 0 | 1 | 1 | |
| | 23 | CWS MB 750-SH | 0 | 4 | 4 | |
| | 24 | CWS MB 750-SH | 0 | 5 | 5 | |
| | 25 | CWS MB 750-SH | 0 | 1 | 1 | |
| | 32 | Stargate 2000 | 1 | 0 | 1 | |
| | Reserve Gain | 1 | BLE-750 AR | 5 | 7 | 12 |
| | | 2 | BLE-750 AR | 0 | 2 | 2 |
| 4 | | BLE-750 UG | 0 | 8 | 8 | |
| 13 | | MB-750 AR | 3 | 0 | 3 | |
| 14 | | MB-750 AR | 2 | 1 | 3 | |
| 15 | | MB-750 AR | 0 | 1 | 1 | |
| 23 | | MB-750 UG | 0 | 4 | 4 | |
| 24 | | MB-750 UG | 0 | 5 | 5 | |
| 25 | | MB-750 UG | 0 | 1 | 1 | |
| 32 | | Stargate 2000 | 1 | 0 | 1 | |
| Fwd Pads - Bank 1 | | 1 | JXP- 0 | 2 | 5 | 7 |
| | | 2 | JXP- 1 | 2 | 0 | 2 |
| | 3 | JXP- 2 | 1 | 1 | 2 | |
| | 4 | JXP- 3 | 1 | 2 | 3 | |
| | 6 | JXP- 5 | 0 | 4 | 4 | |
| | 7 | JXP- 6 | 1 | 0 | 1 | |
| | 8 | JXP- 7 | 3 | 4 | 7 | |
| | 9 | JXP- 8 | 1 | 4 | 5 | |
| | 10 | JXP- 9 | 0 | 2 | 2 | |
| | 11 | JXP- 10 | 0 | 2 | 2 | |
| | 12 | JXP- 11 | 0 | 2 | 2 | |
| | 13 | JXP- 12 | 0 | 2 | 2 | |
| | 16 | JXP- 15 | 0 | 1 | 1 | |
| | Ret Pads - Bank 1 | 1 | JXP- 0 | 2 | 1 | 3 |
| | | 2 | JXP- 1 | 0 | 3 | 3 |
| | | 3 | JXP- 2 | 1 | 2 | 3 |
| 4 | | JXP- 3 | 1 | 1 | 2 | |
| 5 | | JXP- 4 | 1 | 2 | 3 | |

| | | | | | |
|------------------|----|-----------------|----|----|----|
| | 6 | JXP- 5 | 0 | 5 | 5 |
| | 7 | JXP- 6 | 2 | 3 | 5 |
| | 8 | JXP- 7 | 1 | 1 | 2 |
| | 9 | JXP- 8 | 0 | 2 | 2 |
| | 10 | JXP- 9 | 1 | 4 | 5 |
| | 13 | JXP- 12 | 1 | 1 | 2 |
| | 14 | JXP- 13 | 0 | 2 | 2 |
| | 16 | JXP- 15 | 1 | 2 | 3 |
| Fwd EQs - Bank 1 | 6 | SC-EQ-750- SC-5 | 1 | 0 | 1 |
| | 8 | SC-EQ-750- SC-3 | 0 | 1 | 1 |
| | 9 | SC-EQ-750- SC-2 | 0 | 2 | 2 |
| | 10 | SC-EQ-750- SC-1 | 0 | 1 | 1 |
| | 11 | SC-EQ-750- 0 | 1 | 0 | 1 |
| | 12 | SC-EQ-750- 2 | 1 | 6 | 7 |
| | 13 | SC-EQ-750- 4 | 1 | 3 | 4 |
| | 14 | SC-EQ-750- 6 | 1 | 9 | 10 |
| | 15 | SC-EQ-750- 8 | 2 | 4 | 6 |
| | 16 | SC-EQ-750- 10 | 0 | 2 | 2 |
| | 17 | SC-EQ-750- 12 | 2 | 0 | 2 |
| | 18 | SC-EQ-750- 14 | 1 | 1 | 2 |
| | 19 | SC-EQ-750- 16 | 1 | 0 | 1 |
| Ret EQs - Bank 1 | 1 | SEE-40- 0 | 2 | 3 | 5 |
| | 2 | SEE-40- 2 | 7 | 25 | 32 |
| | 3 | SEE-40- 4 | 2 | 1 | 3 |
| FeederMakers | 1 | | 1 | 0 | 1 |
| Inline EQs | 2 | | 0 | 2 | 2 |
| | 4 | EX ST SPLICE | 3 | 1 | 4 |
| | 5 | NEW ST SPLICE | 1 | 0 | 1 |
| 2-Port Taps | 3 | FFT2-17K | 0 | 1 | 1 |
| | 4 | FFT2-14K | 2 | 0 | 2 |
| | 5 | FFT2-10K | 3 | 17 | 20 |
| | 6 | FFT2-7K | 2 | 8 | 10 |
| | 7 | FFT2-4TK | 3 | 17 | 20 |
| 4-Port Taps | 1 | FFT4-23K | 4 | 4 | 8 |
| | 2 | FFT4-20K | 4 | 5 | 9 |
| | 3 | FFT4-17K | 9 | 3 | 12 |
| | 4 | FFT4-14K | 6 | 4 | 10 |
| | 5 | FFT4-10K | 10 | 4 | 14 |
| | 6 | FFT4-7TK | 5 | 6 | 11 |
| 8-Port Taps | 1 | FFT8-23K | 1 | 3 | 4 |
| | 2 | FFT8-20K | 4 | 6 | 10 |
| | 3 | FFT8-17K | 0 | 2 | 2 |
| | 4 | FFT8-14K | 2 | 4 | 6 |
| | 5 | FFT8-10TK | 0 | 5 | 5 |
| Couplers | 1 | LPI100 | 4 | 0 | 4 |
| | 2 | LLS102 | 3 | 7 | 10 |
| | 3 | LLS103 | 1 | 4 | 5 |

| | | | | | |
|-------------------|----|--------------------|-------|-------|-------|
| | 4 | LDC108 | 5 | 6 | 11 |
| | 5 | LDC112 | 3 | 1 | 4 |
| | 11 | JUMPER | 63 | 13 | 76 |
| | 12 | MBD-SPLT | 1 | 2 | 3 |
| | 13 | MBD-DC10 | 2 | 2 | 4 |
| Power Supplies | 1 | XM 9015 | 3 | 0 | 3 |
| Miscellaneous | 1 | HTH Conn. | 25 | 40 | 65 |
| | 2 | Splice | 0 | 2 | 2 |
| | 3 | Term | 5 | 22 | 27 |
| | 7 | SBH-1022 | 0 | 77 | 77 |
| | 8 | SBH-1432 | 0 | 33 | 33 |
| General BOM Info. | | Housecount | 187 | 874 | 1061 |
| | | Ports | 228 | 350 | 578 |
| | | Non-MDU Housecount | 141 | 241 | 382 |
| | | MDU Housecount | 46 | 633 | 679 |
| | | MDU Tap Ports | 2 | 70 | 72 |
| | | MDU Tap Ports Used | 2 | 51 | 53 |
| | | COM Housecount | 0 | 0 | 0 |
| | | COM Tap Ports | 0 | 0 | 0 |
| | | COM Tap Ports Used | 0 | 0 | 0 |
| | | Drop Sp. Ports | 0 | 0 | 0 |
| | | Non-Design HC | 0 | 0 | 0 |
| | | Trunk Amps | 6 | 12 | 18 |
| | | Line Extenders | 5 | 17 | 22 |
| | | Equalizers | 4 | 3 | 7 |
| | | Taps (2-Port) | 10 | 43 | 53 |
| | | Taps (4-Port) | 38 | 26 | 64 |
| | | Taps (6-Port) | 0 | 0 | 0 |
| | | Taps (8-Port) | 7 | 20 | 27 |
| | | Taps (total) | 55 | 89 | 144 |
| | | 2-Way Couplers | 28 | 31 | 59 |
| | | 3-Way Couplers | 1 | 4 | 5 |
| | | Strand/Trench | 9907 | 19533 | 29440 |
| | | Poles Used | 71 | 0 | 71 |
| Cables | 0 | EX QR715-AR | 9723 | 0 | 9723 |
| | | 100 Series | 6232 | 0 | 6232 |
| | | 400 Series | 184 | 0 | 184 |
| | | 500 Series | 164 | 0 | 164 |
| | | Total EX QR715-AR | 16303 | 0 | 16303 |
| | 1 | EX QR715-UG | 0 | 8824 | 8824 |
| | | 100 Series | 0 | 669 | 669 |
| | | 400 Series | 0 | 10167 | 10167 |
| | | 500 Series | 0 | 1413 | 1413 |
| | | Total EX QR715-UG | 0 | 21073 | 21073 |
| | 11 | NW QR715-UG | 0 | 290 | 290 |
| | | 100 Series | 0 | 326 | 326 |
| | | 200 Series | 0 | 62 | 62 |

| | | | | | |
|------------|----|-------------------|-----|-----|-----|
| | | 400 Series | 0 | 190 | 190 |
| | | 500 Series | 0 | 6 | 6 |
| | | Total NW QR715-UG | 0 | 874 | 874 |
| Connectors | 0 | QR 715 P-T | 240 | 0 | 240 |
| | 1 | QR 715 P-T | 0 | 202 | 202 |
| | 11 | QR 715 P-T | 0 | 10 | 10 |

Equipment For Network file: SE-23.

Parameters: TACOMA-750
 Actives: TACOMA-750
 Taps: TACOMA-750
 Couplers: TACOMA-750
 Cables: TACOMA-750

| Equipment type | Line # | Part Number | Ae - p1 | UG - p1 | Total - p1 |
|-------------------|--------------|----------------|------------|---------|------------|
| Actives | 1 | BLE 750-SH | 4 | 8 | 12 |
| | 2 | BLE 750-SH | 1 | 2 | 3 |
| | 13 | MB 750-SH | 5 | 1 | 6 |
| | 14 | MB 750-SH | 8 | 0 | 8 |
| | 15 | MB 750-SH | 4 | 3 | 7 |
| | 16 | MB 750-SH | 1 | 1 | 2 |
| | 25 | CWS MB 750-SH | 0 | 2 | 2 |
| | 32 | Stargate 2000 | 1 | 0 | 1 |
| | 49 | MB100S-2HSXH-F | 1 | 1 | 2 |
| | Reserve Gain | 1 | BLE-750 AR | 4 | 8 |
| 2 | | BLE-750 AR | 1 | 2 | 3 |
| 13 | | MB-750 AR | 5 | 1 | 6 |
| 14 | | MB-750 AR | 8 | 0 | 8 |
| 15 | | MB-750 AR | 4 | 3 | 7 |
| 16 | | MB-750 AR | 1 | 1 | 2 |
| 25 | | MB-750 UG | 0 | 2 | 2 |
| 32 | | Stargate 2000 | 1 | 0 | 1 |
| 49 | | | 1 | 1 | 2 |
| Fwd Pads - Bank 1 | | 1 | JXP- 0 | 3 | 2 |
| | 2 | JXP- 1 | 1 | 1 | 2 |
| | 3 | JXP- 2 | 4 | 1 | 5 |
| | 4 | JXP- 3 | 3 | 0 | 3 |
| | 5 | JXP- 4 | 2 | 1 | 3 |
| | 6 | JXP- 5 | 2 | 1 | 3 |
| | 7 | JXP- 6 | 2 | 2 | 4 |
| | 8 | JXP- 7 | 1 | 2 | 3 |
| | 9 | JXP- 8 | 1 | 1 | 2 |
| | 10 | JXP- 9 | 2 | 1 | 3 |
| | 11 | JXP- 10 | 2 | 1 | 3 |
| | 12 | JXP- 11 | 1 | 1 | 2 |
| | 13 | JXP- 12 | 0 | 1 | 1 |
| | 14 | JXP- 13 | 1 | 2 | 3 |
| | 15 | JXP- 14 | 0 | 1 | 1 |
| Ret Pads - Bank 1 | 1 | JXP- 0 | 3 | 3 | 6 |
| | 3 | JXP- 2 | 2 | 0 | 2 |
| | 4 | JXP- 3 | 2 | 2 | 4 |
| | 5 | JXP- 4 | 1 | 0 | 1 |
| | 6 | JXP- 5 | 3 | 1 | 4 |

| | | | | | |
|------------------|----|-----------------|----|----|----|
| | 7 | JXP- 6 | 3 | 1 | 4 |
| | 8 | JXP- 7 | 3 | 0 | 3 |
| | 9 | JXP- 8 | 1 | 5 | 6 |
| | 10 | JXP- 9 | 4 | 3 | 7 |
| | 11 | JXP- 10 | 0 | 3 | 3 |
| | 12 | JXP- 11 | 2 | 0 | 2 |
| | 16 | JXP- 15 | 1 | 0 | 1 |
| Fwd EQs - Bank 1 | 7 | SC-EQ-750- SC-4 | 3 | 0 | 3 |
| | 8 | SC-EQ-750- SC-3 | 0 | 1 | 1 |
| | 9 | SC-EQ-750- SC-2 | 0 | 1 | 1 |
| | 10 | SC-EQ-750- SC-1 | 0 | 1 | 1 |
| | 11 | SC-EQ-750- 0 | 3 | 1 | 4 |
| | 12 | SC-EQ-750- 2 | 2 | 3 | 5 |
| | 13 | SC-EQ-750- 4 | 3 | 1 | 4 |
| | 14 | SC-EQ-750- 6 | 3 | 3 | 6 |
| | 15 | SC-EQ-750- 8 | 4 | 2 | 6 |
| | 16 | SC-EQ-750- 10 | 5 | 3 | 8 |
| | 17 | SC-EQ-750- 12 | 1 | 2 | 3 |
| | 18 | SC-EQ-750- 14 | 1 | 0 | 1 |
| Ret EQs - Bank 1 | 1 | SEE-40- 0 | 4 | 2 | 6 |
| | 2 | SEE-40- 2 | 15 | 15 | 30 |
| | 3 | SEE-40- 4 | 6 | 1 | 7 |
| Feeder makers | 1 | | 1 | 0 | 1 |
| Inline EQs | 4 | EX ST SPLICE | 6 | 2 | 8 |
| | 6 | EX BL SPLICE | 0 | 11 | 11 |
| 2-Port Taps | 1 | FFT2-23K | 0 | 1 | 1 |
| | 2 | FFT2-20K | 2 | 0 | 2 |
| | 3 | FFT2-17K | 0 | 1 | 1 |
| | 4 | FFT2-14K | 1 | 0 | 1 |
| | 5 | FFT2-10K | 4 | 0 | 4 |
| | 6 | FFT2-7K | 1 | 4 | 5 |
| | 7 | FFT2-4TK | 6 | 1 | 7 |
| 4-Port Taps | 1 | FFT4-23K | 13 | 2 | 15 |
| | 2 | FFT4-20K | 29 | 12 | 41 |
| | 3 | FFT4-17K | 27 | 9 | 36 |
| | 4 | FFT4-14K | 19 | 15 | 34 |
| | 5 | FFT4-10K | 22 | 19 | 41 |
| | 6 | FFT4-7TK | 17 | 18 | 35 |
| 8-Port Taps | 1 | FFT8-23K | 3 | 2 | 5 |
| | 2 | FFT8-20K | 3 | 8 | 11 |
| | 3 | FFT8-17K | 5 | 6 | 11 |
| | 4 | FFT8-14K | 3 | 10 | 13 |
| | 5 | FFT8-10TK | 1 | 17 | 18 |
| Couplers | 1 | LPI100 | 4 | 1 | 5 |
| | 2 | LLS102 | 11 | 10 | 21 |
| | 3 | LLS103 | 4 | 1 | 5 |
| | 4 | LDC108 | 12 | 1 | 13 |

| | | | | | |
|-------------------|----|--------------------|-------|-------|-------|
| | 5 | LDC112 | 2 | 1 | 3 |
| | 11 | JUMPER | 37 | 8 | 45 |
| | 12 | MBD-SPLT | 2 | 3 | 5 |
| | 13 | MBD-DC10 | 6 | 1 | 7 |
| Power Supplies | 1 | XM 9015 | 4 | 1 | 5 |
| Miscellaneous | 1 | HTH Conn. | 52 | 32 | 84 |
| | 2 | Splice | 3 | 3 | 6 |
| | 3 | Term | 9 | 21 | 30 |
| | 7 | SBH-1022 | 0 | 128 | 128 |
| | 8 | SBH-1432 | 0 | 20 | 20 |
| | 9 | PS6 | 0 | 1 | 1 |
| General BOM Info. | | Housecount | 408 | 723 | 1131 |
| | | Ports | 656 | 658 | 1314 |
| | | Non-MDU Housecount | 408 | 499 | 907 |
| | | MDU Housecount | 0 | 224 | 224 |
| | | MDU Tap Ports | 0 | 34 | 34 |
| | | MDU Tap Ports Used | 0 | 15 | 15 |
| | | COM Housecount | 0 | 0 | 0 |
| | | COM Tap Ports | 0 | 0 | 0 |
| | | COM Tap Ports Used | 0 | 0 | 0 |
| | | Drop Sp. Ports | 0 | 0 | 0 |
| | | Non-Design HC | 0 | 0 | 0 |
| | | Trunk Amps | 20 | 8 | 28 |
| | | Line Extenders | 5 | 10 | 15 |
| | | Equalizers | 6 | 13 | 19 |
| | | Taps (2-Port) | 14 | 7 | 21 |
| | | Taps (4-Port) | 127 | 75 | 202 |
| | | Taps (6-Port) | 0 | 0 | 0 |
| | | Taps (8-Port) | 15 | 43 | 58 |
| | | Taps (total) | 156 | 125 | 281 |
| | | 2-Way Couplers | 59 | 25 | 84 |
| | | 3-Way Couplers | 4 | 1 | 5 |
| | | Strand/Trench | 24298 | 25262 | 49560 |
| | | Poles Used | 177 | 0 | 177 |
| Cables | 0 | EX QR715-AR | 23910 | 0 | 23910 |
| | | 100 Series | 7010 | 0 | 7010 |
| | | 400 Series | 305 | 0 | 305 |
| | | Total EX QR715-AR | 31225 | 0 | 31225 |
| | 10 | NW QR715-AR | 83 | 0 | 83 |
| | | 100 Series | 145 | 0 | 145 |
| | | Total NW QR715-AR | 228 | 0 | 228 |
| | 1 | EX QR715-UG | 0 | 23560 | 23560 |
| | | 100 Series | 0 | 6759 | 6759 |
| | | 400 Series | 0 | 1612 | 1612 |
| | | 500 Series | 0 | 207 | 207 |
| | | Total EX QR715-UG | 0 | 32138 | 32138 |
| | 11 | NW QR715-UG | 0 | 30 | 30 |

| | | | | | |
|------------|----|-------------------|-----|-----|-----|
| | | 100 Series | 0 | 233 | 233 |
| | | 200 Series | 0 | 60 | 60 |
| | | Total NW QR715-UG | 0 | 323 | 323 |
| Connectors | 0 | QR 715 P-T | 377 | 0 | 377 |
| | 10 | QR 715 P-T | 4 | 0 | 4 |
| | 1 | QR 715 P-T | 0 | 278 | 278 |
| | 11 | QR 715 P-T | 0 | 6 | 6 |

Equipment For Network file: SE-24.

Parameters: TACOMA-750
 Actives: TACOMA-750
 Taps: TACOMA-750
 Couplers: TACOMA-750
 Cables: TACOMA-750

| Equipment type | Line # | Part Number | Ae - p1 | UG - p1 | Total - p1 | |
|-------------------|--------------|----------------|------------|---------|------------|----|
| Actives | 1 | BLE 750-SH | 16 | 1 | 17 | |
| | 2 | BLE 750-SH | 6 | 1 | 7 | |
| | 13 | MB 750-SH | 6 | 0 | 6 | |
| | 14 | MB 750-SH | 9 | 1 | 10 | |
| | 15 | MB 750-SH | 7 | 0 | 7 | |
| | 16 | MB 750-SH | 0 | 1 | 1 | |
| | 26 | CWS MB 750-SH | 0 | 1 | 1 | |
| | 32 | Stargate 2000 | 1 | 0 | 1 | |
| | 42 | BLE100-HSXH-F | 1 | 0 | 1 | |
| | 47 | MB100S-2HSXH-F | 1 | 1 | 2 | |
| | 50 | MB100S-2HSXH-F | 2 | 0 | 2 | |
| | Reserve Gain | 1 | BLE-750 AR | 16 | 1 | 17 |
| | | 2 | BLE-750 AR | 6 | 1 | 7 |
| 13 | | MB-750 AR | 6 | 0 | 6 | |
| 14 | | MB-750 AR | 9 | 1 | 10 | |
| 15 | | MB-750 AR | 7 | 0 | 7 | |
| 16 | | MB-750 AR | 0 | 1 | 1 | |
| 26 | | MB-750 UG | 0 | 1 | 1 | |
| 32 | | Stargate 2000 | 1 | 0 | 1 | |
| 42 | | | 1 | 0 | 1 | |
| 47 | | | 1 | 1 | 2 | |
| Fwd Pads - Bank 1 | 50 | | 2 | 0 | 2 | |
| | 1 | JXP- 0 | 2 | 0 | 2 | |
| | 2 | JXP- 1 | 4 | 1 | 5 | |
| | 3 | JXP- 2 | 4 | 1 | 5 | |
| | 4 | JXP- 3 | 4 | 1 | 5 | |
| | 5 | JXP- 4 | 6 | 0 | 6 | |
| | 6 | JXP- 5 | 6 | 0 | 6 | |
| | 7 | JXP- 6 | 6 | 0 | 6 | |
| | 8 | JXP- 7 | 2 | 0 | 2 | |
| | 9 | JXP- 8 | 5 | 1 | 6 | |
| | 10 | JXP- 9 | 3 | 1 | 4 | |
| | 11 | JXP- 10 | 3 | 1 | 4 | |
| | 12 | JXP- 11 | 2 | 0 | 2 | |
| | 13 | JXP- 12 | 1 | 0 | 1 | |
| 15 | JXP- 14 | 1 | 0 | 1 | | |
| Fwd Pads - Bank 4 | 1 | NODE | 6 | 6 | 12 | |
| Ret Pads - Bank 1 | 1 | JXP- 0 | 4 | 0 | 4 | |

| | | | | | |
|-------------------|----|-----------------|----|----|----|
| | 2 | JXP- 1 | 2 | 0 | 2 |
| | 3 | JXP- 2 | 2 | 0 | 2 |
| | 4 | JXP- 3 | 4 | 0 | 4 |
| | 5 | JXP- 4 | 5 | 1 | 6 |
| | 6 | JXP- 5 | 4 | 0 | 4 |
| | 7 | JXP- 6 | 7 | 2 | 9 |
| | 8 | JXP- 7 | 7 | 2 | 9 |
| | 9 | JXP- 8 | 6 | 0 | 6 |
| | 10 | JXP- 9 | 2 | 0 | 2 |
| | 11 | JXP- 10 | 1 | 1 | 2 |
| | 12 | JXP- 11 | 2 | 0 | 2 |
| | 13 | JXP- 12 | 2 | 0 | 2 |
| | 16 | JXP- 15 | 1 | 0 | 1 |
| Ret Pads - Bank 4 | 1 | NODE | 6 | 6 | 12 |
| Fwd EQs - Bank 1 | 9 | SC-EQ-750- SC-2 | 2 | 1 | 3 |
| | 10 | SC-EQ-750- SC-1 | 2 | 0 | 2 |
| | 11 | SC-EQ-750- 0 | 3 | 0 | 3 |
| | 12 | SC-EQ-750- 2 | 7 | 2 | 9 |
| | 13 | SC-EQ-750- 4 | 6 | 0 | 6 |
| | 14 | SC-EQ-750- 6 | 11 | 0 | 11 |
| | 15 | SC-EQ-750- 8 | 11 | 1 | 12 |
| | 16 | SC-EQ-750- 10 | 4 | 1 | 5 |
| | 17 | SC-EQ-750- 12 | 3 | 1 | 4 |
| Ret EQs - Bank 1 | 1 | SEE-40- 0 | 7 | 0 | 7 |
| | 2 | SEE-40- 2 | 39 | 6 | 45 |
| | 3 | SEE-40- 4 | 3 | 0 | 3 |
| Inline EQs | 2 | | 0 | 1 | 1 |
| | 4 | EX ST SPLICE | 6 | 2 | 8 |
| | 6 | EX BL SPLICE | 0 | 3 | 3 |
| 2-Port Taps | 1 | FFT2-23K | 1 | 0 | 1 |
| | 3 | FFT2-17K | 4 | 1 | 5 |
| | 4 | FFT2-14K | 8 | 0 | 8 |
| | 5 | FFT2-10K | 10 | 2 | 12 |
| | 6 | FFT2-7K | 7 | 1 | 8 |
| | 7 | FFT2-4TK | 10 | 5 | 15 |
| 4-Port Taps | 1 | FFT4-23K | 30 | 2 | 32 |
| | 2 | FFT4-20K | 48 | 4 | 52 |
| | 3 | FFT4-17K | 48 | 7 | 55 |
| | 4 | FFT4-14K | 38 | 10 | 48 |
| | 5 | FFT4-10K | 57 | 14 | 71 |
| | 6 | FFT4-7TK | 27 | 8 | 35 |
| 8-Port Taps | 1 | FFT8-23K | 3 | 1 | 4 |
| | 2 | FFT8-20K | 5 | 0 | 5 |
| | 3 | FFT8-17K | 5 | 3 | 8 |
| | 4 | FFT8-14K | 13 | 4 | 17 |
| | 5 | FFT8-10TK | 6 | 3 | 9 |
| Couplers | 1 | LPI100 | 4 | 0 | 4 |

| | | | | | |
|-------------------|----|--------------------|-------|-------|-------|
| | 2 | LLS102 | 27 | 2 | 29 |
| | 3 | LLS103 | 5 | 0 | 5 |
| | 4 | LDC108 | 18 | 2 | 20 |
| | 5 | LDC112 | 3 | 0 | 3 |
| | 11 | JUMPER | 35 | 4 | 39 |
| | 12 | MBD-SPLT | 3 | 3 | 6 |
| | 13 | MBD-DC10 | 5 | 0 | 5 |
| | 14 | MBD-DC8 | 1 | 0 | 1 |
| Power Supplies | 1 | XM 9015 | 4 | 0 | 4 |
| Miscellaneous | 1 | HTH Conn. | 98 | 12 | 110 |
| | 2 | Splice | 0 | 1 | 1 |
| | 3 | Term | 33 | 15 | 48 |
| | 7 | SBH-1022 | 0 | 68 | 68 |
| | 8 | SBH-1432 | 0 | 7 | 7 |
| General BOM Info. | | Housecount | 906 | 239 | 1145 |
| | | Ports | 1328 | 286 | 1614 |
| | | Non-MDU Housecount | 874 | 207 | 1081 |
| | | MDU Housecount | 32 | 32 | 64 |
| | | MDU Tap Ports | 6 | 8 | 14 |
| | | MDU Tap Ports Used | 4 | 2 | 6 |
| | | COM Housecount | 0 | 0 | 0 |
| | | COM Tap Ports | 0 | 0 | 0 |
| | | COM Tap Ports Used | 0 | 0 | 0 |
| | | Drop Sp. Ports | 0 | 0 | 0 |
| | | Non-Design HC | 0 | 0 | 0 |
| | | Trunk Amps | 27 | 4 | 31 |
| | | Line Extenders | 22 | 2 | 24 |
| | | Equalizers | 6 | 6 | 12 |
| | | Taps (2-Port) | 40 | 9 | 49 |
| | | Taps (4-Port) | 248 | 45 | 293 |
| | | Taps (6-Port) | 0 | 0 | 0 |
| | | Taps (8-Port) | 32 | 11 | 43 |
| | | Taps (total) | 320 | 65 | 385 |
| | | 2-Way Couplers | 90 | 11 | 101 |
| | | 3-Way Couplers | 5 | 0 | 5 |
| | | Strand/Trench | 44472 | 14951 | 59423 |
| | | Poles Used | 354 | 0 | 354 |
| Cables | 0 | EX QR715-AR | 44068 | 0 | 44068 |
| | | 100 Series | 12649 | 0 | 12649 |
| | | 400 Series | 404 | 0 | 404 |
| | | Total EX QR715-AR | 57121 | 0 | 57121 |
| | 1 | EX QR715-UG | 0 | 14114 | 14114 |
| | | 100 Series | 0 | 1990 | 1990 |
| | | 200 Series | 0 | 107 | 107 |
| | | 400 Series | 0 | 730 | 730 |
| | | 500 Series | 0 | 40 | 40 |
| | | Total EX QR715-UG | 0 | 16981 | 16981 |

| | | | | | |
|------------|---|------------|-----|-----|-----|
| Connectors | 0 | QR 715 P-T | 689 | 0 | 689 |
| | 1 | QR 715 P-T | 0 | 138 | 138 |

Equipment For Network file: SE-25.

Parameters: TACOMA-750
 Actives: TACOMA-750
 Taps: TACOMA-750
 Couplers: TACOMA-750
 Cables: TACOMA-750

| Equipment type | Line # | Part Number | Ae - p1 | UG - p1 | Total - p1 | |
|-------------------|--------------|----------------|------------|---------|------------|----|
| Actives | 1 | BLE 750-SH | 15 | 4 | 19 | |
| | 2 | BLE 750-SH | 3 | 1 | 4 | |
| | 13 | MB 750-SH | 7 | 0 | 7 | |
| | 14 | MB 750-SH | 11 | 0 | 11 | |
| | 15 | MB 750-SH | 5 | 0 | 5 | |
| | 16 | MB 750-SH | 1 | 1 | 2 | |
| | 26 | CWS MB 750-SH | 0 | 1 | 1 | |
| | 32 | Stargate 2000 | 1 | 0 | 1 | |
| | 42 | BLE100-HSXH-F | 1 | 0 | 1 | |
| | 43 | BLE100-HSXH-F | 1 | 0 | 1 | |
| | 50 | MB100S-2HSXH-F | 1 | 0 | 1 | |
| | Reserve Gain | 1 | BLE-750 AR | 15 | 4 | 19 |
| | | 2 | BLE-750 AR | 3 | 1 | 4 |
| | | 13 | MB-750 AR | 7 | 0 | 7 |
| 14 | | MB-750 AR | 11 | 0 | 11 | |
| 15 | | MB-750 AR | 5 | 0 | 5 | |
| 16 | | MB-750 AR | 1 | 1 | 2 | |
| 26 | | MB-750 UG | 0 | 1 | 1 | |
| 32 | | Stargate 2000 | 1 | 0 | 1 | |
| 42 | | | 1 | 0 | 1 | |
| 43 | | | 1 | 0 | 1 | |
| 50 | | | 1 | 0 | 1 | |
| Fwd Pads - Bank 1 | 1 | JXP- 0 | 8 | 1 | 9 | |
| | 2 | JXP- 1 | 4 | 0 | 4 | |
| | 3 | JXP- 2 | 4 | 2 | 6 | |
| | 4 | JXP- 3 | 4 | 1 | 5 | |
| | 5 | JXP- 4 | 3 | 0 | 3 | |
| | 6 | JXP- 5 | 8 | 1 | 9 | |
| | 7 | JXP- 6 | 3 | 2 | 5 | |
| | 8 | JXP- 7 | 1 | 0 | 1 | |
| | 9 | JXP- 8 | 2 | 0 | 2 | |
| | 10 | JXP- 9 | 2 | 0 | 2 | |
| | 11 | JXP- 10 | 1 | 0 | 1 | |
| | 12 | JXP- 11 | 5 | 0 | 5 | |
| | 13 | JXP- 12 | 1 | 0 | 1 | |
| Fwd Pads - Bank 4 | 1 | NODE | 4 | 6 | 10 | |
| Ret Pads - Bank 1 | 1 | JXP- 0 | 2 | 0 | 2 | |
| | 2 | JXP- 1 | 2 | 0 | 2 | |

| | | | | | |
|-------------------|----|-----------------|----|----|----|
| | 3 | JXP- 2 | 4 | 0 | 4 |
| | 4 | JXP- 3 | 7 | 0 | 7 |
| | 5 | JXP- 4 | 3 | 0 | 3 |
| | 6 | JXP- 5 | 3 | 1 | 4 |
| | 7 | JXP- 6 | 3 | 1 | 4 |
| | 8 | JXP- 7 | 4 | 1 | 5 |
| | 9 | JXP- 8 | 5 | 0 | 5 |
| | 10 | JXP- 9 | 5 | 2 | 7 |
| | 11 | JXP- 10 | 2 | 2 | 4 |
| | 12 | JXP- 11 | 2 | 0 | 2 |
| | 13 | JXP- 12 | 1 | 0 | 1 |
| | 14 | JXP- 13 | 2 | 0 | 2 |
| | 16 | JXP- 15 | 1 | 0 | 1 |
| Ret Pads - Bank 4 | 1 | NODE | 4 | 6 | 10 |
| Fwd EQs - Bank 1 | 8 | SC-EQ-750- SC-3 | 2 | 0 | 2 |
| | 10 | SC-EQ-750- SC-1 | 3 | 0 | 3 |
| | 11 | SC-EQ-750- 0 | 3 | 0 | 3 |
| | 12 | SC-EQ-750- 2 | 6 | 0 | 6 |
| | 13 | SC-EQ-750- 4 | 6 | 1 | 7 |
| | 14 | SC-EQ-750- 6 | 4 | 0 | 4 |
| | 15 | SC-EQ-750- 8 | 5 | 3 | 8 |
| | 16 | SC-EQ-750- 10 | 2 | 1 | 3 |
| | 17 | SC-EQ-750- 12 | 6 | 0 | 6 |
| | 18 | SC-EQ-750- 14 | 7 | 2 | 9 |
| | 19 | SC-EQ-750- 16 | 1 | 0 | 1 |
| | 20 | SC-EQ-750- 18 | 1 | 0 | 1 |
| Ret EQs - Bank 1 | 1 | SEE-40- 0 | 3 | 0 | 3 |
| | 2 | SEE-40- 2 | 29 | 5 | 34 |
| | 3 | SEE-40- 4 | 11 | 2 | 13 |
| | 4 | SEE-40- 6 | 3 | 0 | 3 |
| Feeder makers | 1 | | 1 | 0 | 1 |
| Inline EQs | 2 | | 0 | 2 | 2 |
| | 4 | EX ST SPLICE | 3 | 2 | 5 |
| | 6 | EX BL SPLICE | 0 | 4 | 4 |
| 2-Port Taps | 2 | FFT2-20K | 2 | 0 | 2 |
| | 3 | FFT2-17K | 6 | 1 | 7 |
| | 4 | FFT2-14K | 15 | 5 | 20 |
| | 5 | FFT2-10K | 9 | 2 | 11 |
| | 6 | FFT2-7K | 3 | 1 | 4 |
| | 7 | FFT2-4TK | 7 | 11 | 18 |
| 4-Port Taps | 1 | FFT4-23K | 22 | 3 | 25 |
| | 2 | FFT4-20K | 34 | 5 | 39 |
| | 3 | FFT4-17K | 38 | 6 | 44 |
| | 4 | FFT4-14K | 28 | 5 | 33 |
| | 5 | FFT4-10K | 39 | 10 | 49 |
| | 6 | FFT4-7TK | 28 | 14 | 42 |
| 8-Port Taps | 2 | FFT8-20K | 5 | 2 | 7 |

| | | | | | |
|-------------------|----|--------------------|-------|-------|-------|
| | 3 | FFT8-17K | 5 | 1 | 6 |
| | 4 | FFT8-14K | 5 | 3 | 8 |
| | 5 | FFT8-10TK | 4 | 4 | 8 |
| Couplers | 1 | LPI100 | 4 | 0 | 4 |
| | 2 | LLS102 | 20 | 3 | 23 |
| | 3 | LLS103 | 5 | 2 | 7 |
| | 4 | LDC108 | 18 | 3 | 21 |
| | 5 | LDC112 | 3 | 1 | 4 |
| | 11 | JUMPER | 51 | 2 | 53 |
| | 12 | MBD-SPLT | 8 | 0 | 8 |
| | 13 | MBD-DC10 | 7 | 1 | 8 |
| | 14 | MBD-DC8 | 2 | 0 | 2 |
| | 20 | APT 3 WAY | 0 | 1 | 1 |
| Power Supplies | 1 | XM 9015 | 4 | 0 | 4 |
| Miscellaneous | 1 | HTH Conn. | 82 | 17 | 99 |
| | 2 | Splice | 2 | 3 | 5 |
| | 3 | Term | 28 | 15 | 43 |
| | 7 | SBH-1022 | 0 | 77 | 77 |
| | 8 | SBH-1432 | 0 | 7 | 7 |
| General BOM Info. | | Housecount | 715 | 363 | 1078 |
| | | Ports | 992 | 292 | 1284 |
| | | Non-MDU Housecount | 623 | 217 | 840 |
| | | MDU Housecount | 92 | 146 | 238 |
| | | MDU Tap Ports | 20 | 22 | 42 |
| | | MDU Tap Ports Used | 7 | 16 | 23 |
| | | COM Housecount | 0 | 0 | 0 |
| | | COM Tap Ports | 0 | 0 | 0 |
| | | COM Tap Ports Used | 0 | 0 | 0 |
| | | Drop Sp. Ports | 0 | 1 | 1 |
| | | Non-Design HC | 0 | 0 | 0 |
| | | Trunk Amps | 28 | 2 | 30 |
| | | Line Extenders | 18 | 5 | 23 |
| | | Equalizers | 3 | 8 | 11 |
| | | Taps (2-Port) | 42 | 20 | 62 |
| | | Taps (4-Port) | 189 | 43 | 232 |
| | | Taps (6-Port) | 0 | 0 | 0 |
| | | Taps (8-Port) | 19 | 10 | 29 |
| | | Taps (total) | 250 | 73 | 323 |
| | | 2-Way Couplers | 91 | 10 | 101 |
| | | 3-Way Couplers | 5 | 2 | 7 |
| | | Strand/Trench | 38964 | 14856 | 53820 |
| | | Poles Used | 284 | 0 | 284 |
| Cables | 0 | EX QR715-AR | 38789 | 0 | 38789 |
| | | 100 Series | 19580 | 0 | 19580 |
| | | 400 Series | 175 | 0 | 175 |
| | | Total EX QR715-AR | 58544 | 0 | 58544 |
| | 10 | 100 Series | 268 | 0 | 268 |

| | | | | | |
|------------|----|-------------------|-----|-------|-------|
| | | Total NW QR715-AR | 268 | 0 | 268 |
| | 1 | EX QR715-UG | 0 | 12111 | 12111 |
| | | 100 Series | 0 | 2539 | 2539 |
| | | 400 Series | 0 | 2617 | 2617 |
| | | 500 Series | 0 | 282 | 282 |
| | | Total EX QR715-UG | 0 | 17549 | 17549 |
| | 11 | 200 Series | 0 | 28 | 28 |
| | | 300 Series | 0 | 292 | 292 |
| | | Total NW QR715-UG | 0 | 320 | 320 |
| | 19 | NW RG6-UG | 0 | 100 | 100 |
| | | Total NW RG6-UG | 0 | 100 | 100 |
| Connectors | 0 | QR 715 P-T | 588 | 0 | 588 |
| | 10 | QR 715 P-T | 4 | 0 | 4 |
| | 1 | QR 715 P-T | 0 | 165 | 165 |
| | 11 | QR 715 P-T | 0 | 2 | 2 |
| | 19 | RG 6 P-T | 0 | 2 | 2 |

Equipment For Network file: SEC-26.

Parameters: TACOMA-870D
 Actives: TACOMA-870D
 Taps: TACOMA-870D
 Couplers: TACOMA-870D
 Cables: TACOMA-870D

| Equipment type | Line # | Part Number | Ae - p1 | UG - p1 | Total - p1 |
|-------------------|--------|----------------|---------|---------|------------|
| Actives | 7 | BLE100-HSXH-F | 21 | 5 | 26 |
| | 8 | BLE100-HSXH-F | 2 | 3 | 5 |
| | 22 | SG4-87SS-SXX | 1 | 0 | 1 |
| | 42 | MB100S-2HSXH-F | 6 | 1 | 7 |
| | 43 | MB100S-2HSXH-F | 6 | 1 | 7 |
| | 44 | MB100S-2HSXH-F | 4 | 2 | 6 |
| | 45 | MB100S-2HSXH-F | 1 | 0 | 1 |
| Reserve Gain | 7 | | 21 | 5 | 26 |
| | 8 | | 2 | 3 | 5 |
| | 22 | SG2-DFBT/* | 1 | 0 | 1 |
| | 42 | | 6 | 1 | 7 |
| | 43 | | 6 | 1 | 7 |
| | 44 | | 4 | 2 | 6 |
| | 45 | | 1 | 0 | 1 |
| Fwd Pads - Bank 1 | 1 | JXP- Z | 4 | 1 | 5 |
| | 2 | JXP- 1B | 2 | 0 | 2 |
| | 3 | JXP- 2B | 3 | 0 | 3 |
| | 4 | JXP- 3B | 2 | 1 | 3 |
| | 5 | JXP- 4B | 2 | 1 | 3 |
| | 6 | JXP- 5B | 3 | 0 | 3 |
| | 7 | JXP- 6B | 3 | 0 | 3 |
| | 8 | JXP- 7B | 4 | 0 | 4 |
| | 9 | JXP- 8B | 2 | 1 | 3 |
| | 10 | JXP- 9B | 3 | 1 | 4 |
| | 11 | JXP- 10B | 2 | 2 | 4 |
| | 12 | JXP- 11B | 1 | 0 | 1 |
| | 13 | JXP- 12B | 4 | 1 | 5 |
| | 14 | JXP- 13B | 3 | 2 | 5 |
| | 15 | JXP- 14B | 2 | 0 | 2 |
| | 16 | JXP- 15B | 0 | 1 | 1 |
| | 17 | JXP- FLAG | 0 | 1 | 1 |
| Fwd Pads - Bank 4 | 1 | | 1 | 0 | 1 |
| Ret Pads - Bank 1 | 3 | JXP- 2B | 1 | 0 | 1 |
| | 4 | JXP- 3B | 0 | 1 | 1 |
| | 5 | JXP- 4B | 0 | 1 | 1 |
| | 6 | JXP- 5B | 4 | 1 | 5 |
| | 7 | JXP- 6B | 2 | 0 | 2 |
| | 8 | JXP- 7B | 8 | 3 | 11 |

| | | | | | | |
|-------------------|----|---------|----------------|----|----|----|
| | 9 | JXP- | 8B | 8 | 0 | 8 |
| | 10 | JXP- | 9B | 7 | 1 | 8 |
| | 11 | JXP- | 10B | 3 | 3 | 6 |
| | 12 | JXP- | 11B | 4 | 1 | 5 |
| | 14 | JXP- | 13B | 2 | 1 | 3 |
| | 16 | JXP- | 15B | 1 | 0 | 1 |
| Ret Pads - Bank 4 | 1 | | | 1 | 0 | 1 |
| Fwd EQs - Bank 1 | 8 | SFE-87- | CS3 | 1 | 0 | 1 |
| | 10 | SFE-87- | CS1 | 1 | 0 | 1 |
| | 11 | SFE-87- | 0 | 2 | 2 | 4 |
| | 12 | SFE-87- | 2 | 1 | 0 | 1 |
| | 13 | SFE-87- | 4 | 4 | 3 | 7 |
| | 14 | SFE-87- | 6 | 9 | 3 | 12 |
| | 15 | SFE-87- | 8 | 3 | 2 | 5 |
| | 16 | SFE-87- | 10 | 2 | 0 | 2 |
| | 17 | SFE-87- | 12 | 2 | 0 | 2 |
| | 18 | SFE-87- | 14 | 3 | 2 | 5 |
| | 19 | SFE-87- | 16 | 1 | 0 | 1 |
| | 20 | SFE-87- | 18 | 5 | 0 | 5 |
| | 22 | SFE-87- | 22 | 3 | 0 | 3 |
| | 23 | SFE-87- | FLAG | 3 | 0 | 3 |
| Fwd EQs - Bank 4 | 0 | | VOID | 1 | 0 | 1 |
| Ret EQs - Bank 1 | 1 | SRE-S- | 0 | 1 | 0 | 1 |
| | 2 | SRE-S- | 2 | 8 | 2 | 10 |
| | 3 | SRE-S- | 4 | 10 | 7 | 17 |
| | 4 | SRE-S- | 6 | 10 | 3 | 13 |
| | 5 | SRE-S- | 8 | 10 | 0 | 10 |
| | 6 | SRE-S- | 10 | 1 | 0 | 1 |
| Ret EQs - Bank 4 | 0 | | VOID | 1 | 0 | 1 |
| Inline EQs | 2 | | IN-LINE SPLICE | 10 | 7 | 17 |
| | 6 | | | 0 | 1 | 1 |
| 2-Port Taps | 3 | FFT2- | 17K | 4 | 0 | 4 |
| | 4 | FFT2- | 14K | 4 | 1 | 5 |
| | 5 | FFT2- | 10K | 8 | 2 | 10 |
| | 6 | FFT2- | 7K | 2 | 1 | 3 |
| | 7 | FFT2- | 4TK | 10 | 2 | 12 |
| 4-Port Taps | 1 | FFT4- | 23K | 12 | 3 | 15 |
| | 2 | FFT4- | 20K | 21 | 5 | 26 |
| | 3 | FFT4- | 17K | 38 | 5 | 43 |
| | 4 | FFT4- | 14K | 29 | 6 | 35 |
| | 5 | FFT4- | 10K | 31 | 13 | 44 |
| | 6 | FFT4- | 7TK | 15 | 5 | 20 |
| 8-Port Taps | 1 | FFT8- | 23K | 2 | 3 | 5 |
| | 2 | FFT8- | 20K | 2 | 5 | 7 |
| | 3 | FFT8- | 17K | 1 | 3 | 4 |
| | 4 | FFT8- | 14K | 5 | 4 | 9 |
| | 5 | FFT8- | 10TK | 0 | 6 | 6 |

| | | | | | | |
|-------------------|-------------------|--------------------|-----------|-------|-------|----|
| Couplers | 1 | LPI100-1000 | 3 | 0 | 3 | |
| | 2 | LLS102-1000 | 39 | 4 | 43 | |
| | 3 | LLS103-1000 | 5 | 1 | 6 | |
| | 4 | LDC108-1000 | 1 | 2 | 3 | |
| | 5 | LDC112-1000 | 0 | 1 | 1 | |
| | 6 | LDC116-1000 | 3 | 0 | 3 | |
| | 11 | MB-JMP | 19 | 5 | 24 | |
| | 12 | MB-SP | 12 | 1 | 13 | |
| | 13 | MB-DC/8 | 0 | 1 | 1 | |
| | 16 | MDU-JMP | 4 | 0 | 4 | |
| | Power Supplies | 1 | XM 9015 | 3 | 0 | 3 |
| | Miscellaneous | 1 | HTH Conn. | 60 | 25 | 85 |
| | | 2 | Splice | 1 | 1 | 2 |
| | | 3 | Term. | 51 | 16 | 67 |
| | | 7 | SBH-1022 | 0 | 62 | 62 |
| | | 8 | SBH- 1432 | 0 | 13 | 13 |
| General BOM Info. | | Housecount | 393 | 256 | 649 | |
| | | Ports | 720 | 328 | 1048 | |
| | | Non-MDU Housecount | 369 | 246 | 615 | |
| | | MDU Housecount | 24 | 10 | 34 | |
| | | MDU Tap Ports | 4 | 0 | 4 | |
| | | MDU Tap Ports Used | 3 | 1 | 4 | |
| | | COM Housecount | 0 | 0 | 0 | |
| | | COM Tap Ports | 0 | 0 | 0 | |
| | | COM Tap Ports Used | 0 | 0 | 0 | |
| | | Drop Sp. Ports | 0 | 0 | 0 | |
| | | Non-Design HC | 0 | 0 | 0 | |
| | | Trunk Amps | 18 | 4 | 22 | |
| | | Line Extenders | 23 | 8 | 31 | |
| | | Equalizers | 10 | 8 | 18 | |
| | | Taps (2-Port) | 28 | 6 | 34 | |
| | | Taps (4-Port) | 146 | 37 | 183 | |
| | | Taps (6-Port) | 0 | 0 | 0 | |
| | | Taps (8-Port) | 10 | 21 | 31 | |
| | | Taps (total) | 184 | 64 | 248 | |
| | | 2-Way Couplers | 77 | 14 | 91 | |
| | | 3-Way Couplers | 5 | 1 | 6 | |
| | | Strand/Trench | 44688 | 12575 | 57263 | |
| | | Poles Used | 265 | 0 | 265 | |
| Cables | 0 | EX QR715-AR | 146 | 0 | 146 | |
| | | 100 Series | 281 | 0 | 281 | |
| | | Total EX QR715-AR | 427 | 0 | 427 | |
| | 10 | NW QR715-AR | 43984 | 0 | 43984 | |
| | | 100 Series | 20686 | 0 | 20686 | |
| | | 300 Series | 1778 | 0 | 1778 | |
| | | 400 Series | 558 | 0 | 558 | |
| | Total NW QR715-AR | 67006 | 0 | 67006 | | |

| | | | | | |
|------------|----|-------------------|-----|-------|-------|
| | 1 | 500 Series | 0 | 879 | 879 |
| | | Total EX QR715-UG | 0 | 879 | 879 |
| | 11 | NW QR715-UG | 0 | 10688 | 10688 |
| | | 100 Series | 0 | 1555 | 1555 |
| | | 200 Series | 0 | 776 | 776 |
| | | 300 Series | 0 | 422 | 422 |
| | | 400 Series | 0 | 1111 | 1111 |
| | | 500 Series | 0 | 110 | 110 |
| | | Total NW QR715-UG | 0 | 14662 | 14662 |
| Connectors | 0 | QR 715 P-T | 15 | 0 | 15 |
| | 10 | QR 715 P-T | 443 | 0 | 443 |
| | 1 | QR 715 P-T | 0 | 12 | 12 |
| | 11 | QR 715 P-T | 0 | 125 | 125 |

Equipment For Network file: SEC-27.

Parameters: TACOMA-870D
 Actives: TACOMA-870D
 Taps: TACOMA-870D
 Couplers: TACOMA-870D
 Cables: TACOMA-870D

| Equipment type | Line # | Part Number | Ae - p1 | UG - p1 | Total - p1 |
|-------------------|--------|----------------|---------|---------|------------|
| Actives | 7 | BLE100-HSXH-F | 3 | 0 | 3 |
| | 22 | SG4-87SS-SXX | 1 | 0 | 1 |
| | 42 | MB100S-2HSXH-F | 3 | 0 | 3 |
| | 43 | MB100S-2HSXH-F | 2 | 0 | 2 |
| Reserve Gain | 7 | | 3 | 0 | 3 |
| | 22 | SG2-DFBT/* | 1 | 0 | 1 |
| | 42 | | 3 | 0 | 3 |
| | 43 | | 2 | 0 | 2 |
| Fwd Pads - Bank 1 | 3 | JXP- 2B | 1 | 0 | 1 |
| | 6 | JXP- 5B | 1 | 0 | 1 |
| | 8 | JXP- 7B | 1 | 0 | 1 |
| | 10 | JXP- 9B | 1 | 0 | 1 |
| | 11 | JXP- 10B | 1 | 0 | 1 |
| | 13 | JXP- 12B | 2 | 0 | 2 |
| | 15 | JXP- 14B | 1 | 0 | 1 |
| Fwd Pads - Bank 4 | 1 | | 1 | 0 | 1 |
| Ret Pads - Bank 1 | 3 | JXP- 2B | 1 | 0 | 1 |
| | 4 | JXP- 3B | 1 | 0 | 1 |
| | 7 | JXP- 6B | 1 | 0 | 1 |
| | 10 | JXP- 9B | 2 | 0 | 2 |
| | 11 | JXP- 10B | 2 | 0 | 2 |
| | 15 | JXP- 14B | 1 | 0 | 1 |
| Ret Pads - Bank 4 | 1 | | 1 | 0 | 1 |
| Fwd EQs - Bank 1 | 12 | SFE-87- 2 | 1 | 0 | 1 |
| | 13 | SFE-87- 4 | 1 | 0 | 1 |
| | 14 | SFE-87- 6 | 2 | 0 | 2 |
| | 18 | SFE-87- 14 | 2 | 0 | 2 |
| | 19 | SFE-87- 16 | 1 | 0 | 1 |
| | 20 | SFE-87- 18 | 1 | 0 | 1 |
| Fwd EQs - Bank 4 | 0 | VOID | 1 | 0 | 1 |
| Ret EQs - Bank 1 | 2 | SRE-S- 2 | 2 | 0 | 2 |
| | 3 | SRE-S- 4 | 2 | 0 | 2 |
| | 4 | SRE-S- 6 | 2 | 0 | 2 |
| | 5 | SRE-S- 8 | 2 | 0 | 2 |
| Ret EQs - Bank 4 | 0 | VOID | 1 | 0 | 1 |
| Feeder makers | 1 | | 0 | 1 | 1 |
| 2-Port Taps | 2 | FFT2-20K | 2 | 0 | 2 |
| | 3 | FFT2-17K | 2 | 0 | 2 |

| | | | | | |
|-------------------|----|--------------------|-------|-----|-------|
| | 4 | FFT2-14K | 4 | 0 | 4 |
| | 5 | FFT2-10K | 7 | 0 | 7 |
| | 6 | FFT2-7K | 4 | 0 | 4 |
| | 7 | FFT2-4TK | 4 | 0 | 4 |
| 4-Port Taps | 1 | FFT4-23K | 1 | 0 | 1 |
| | 2 | FFT4-20K | 4 | 0 | 4 |
| | 3 | FFT4-17K | 8 | 0 | 8 |
| | 4 | FFT4-14K | 7 | 0 | 7 |
| | 5 | FFT4-10K | 6 | 1 | 7 |
| | 6 | FFT4-7TK | 3 | 0 | 3 |
| 8-Port Taps | 5 | FFT8-10TK | 1 | 0 | 1 |
| Couplers | 1 | LPI100-1000 | 1 | 0 | 1 |
| | 2 | LLS102-1000 | 4 | 0 | 4 |
| | 3 | LLS103-1000 | 2 | 0 | 2 |
| | 4 | LDC108-1000 | 2 | 0 | 2 |
| | 5 | LDC112-1000 | 1 | 0 | 1 |
| | 6 | LDC116-1000 | 2 | 0 | 2 |
| | 11 | MB-JMP | 6 | 0 | 6 |
| | 12 | MB-SP | 2 | 0 | 2 |
| Power Supplies | 1 | XM 9015 | 2 | 0 | 2 |
| Miscellaneous | 1 | HTH Conn. | 9 | 0 | 9 |
| | 2 | Splice | 2 | 1 | 3 |
| | 3 | Term. | 12 | 1 | 13 |
| | 7 | SBH-1022 | 0 | 1 | 1 |
| | 8 | SBH- 1432 | 0 | 1 | 1 |
| General BOM Info. | | Housecount | 84 | 1 | 85 |
| | | Ports | 170 | 4 | 174 |
| | | Non-MDU Housecount | 84 | 1 | 85 |
| | | MDU Housecount | 0 | 0 | 0 |
| | | MDU Tap Ports | 0 | 0 | 0 |
| | | MDU Tap Ports Used | 0 | 0 | 0 |
| | | COM Housecount | 0 | 0 | 0 |
| | | COM Tap Ports | 0 | 0 | 0 |
| | | COM Tap Ports Used | 0 | 0 | 0 |
| | | Drop Sp. Ports | 0 | 0 | 0 |
| | | Non-Design HC | 0 | 0 | 0 |
| | | Trunk Amps | 6 | 0 | 6 |
| | | Line Extenders | 3 | 0 | 3 |
| | | Equalizers | 0 | 0 | 0 |
| | | Taps (2-Port) | 23 | 0 | 23 |
| | | Taps (4-Port) | 29 | 1 | 30 |
| | | Taps (6-Port) | 0 | 0 | 0 |
| | | Taps (8-Port) | 1 | 0 | 1 |
| | | Taps (total) | 53 | 1 | 54 |
| | | 2-Way Couplers | 18 | 0 | 18 |
| | | 3-Way Couplers | 2 | 0 | 2 |
| | | Strand/Trench | 12876 | 208 | 13084 |

| | | | | | |
|------------|----|-------------------|-------|-----|-------|
| | | Poles Used | 79 | 0 | 79 |
| Cables | 0 | EX QR715-AR | 295 | 0 | 295 |
| | | Total EX QR715-AR | 295 | 0 | 295 |
| | 10 | NW QR715-AR | 12581 | 0 | 12581 |
| | | 100 Series | 2963 | 0 | 2963 |
| | | 300 Series | 881 | 0 | 881 |
| | | Total NW QR715-AR | 16425 | 0 | 16425 |
| | 11 | 400 Series | 0 | 208 | 208 |
| | | 500 Series | 0 | 25 | 25 |
| | | Total NW QR715-UG | 0 | 233 | 233 |
| Connectors | 0 | QR 715 P-T | 5 | 0 | 5 |
| | 10 | QR 715 P-T | 125 | 0 | 125 |
| | 11 | QR 715 P-T | 0 | 3 | 3 |

Equipment For Network file: SEC-28.

Parameters: TACOMA-870D
 Actives: TACOMA-870D
 Taps: TACOMA-870D
 Couplers: TACOMA-870D
 Cables: TACOMA-870D

| Equipment type | Line # | Part Number | Ae - p1 | UG - p1 | Total - p1 | |
|-------------------|-------------------|----------------|---------|---------|------------|---|
| Actives | 7 | BLE100-HSXH-F | 15 | 2 | 17 | |
| | 8 | BLE100-HSXH-F | 0 | 1 | 1 | |
| | 14 | MBS/XGAX | 1 | 0 | 1 | |
| | 22 | SG4-87SS-SXX | 1 | 0 | 1 | |
| | 35 | MB87S/XGAX-LXX | 1 | 0 | 1 | |
| | 42 | MB100S-2HSXH-F | 5 | 0 | 5 | |
| | 43 | MB100S-2HSXH-F | 5 | 1 | 6 | |
| | 44 | MB100S-2HSXH-F | 6 | 0 | 6 | |
| | 45 | MB100S-2HSXH-F | 1 | 0 | 1 | |
| Reserve Gain | 7 | | 15 | 2 | 17 | |
| | 8 | | 0 | 1 | 1 | |
| | 14 | | 1 | 0 | 1 | |
| | 22 | SG2-DFBT/* | 1 | 0 | 1 | |
| | 35 | | 1 | 0 | 1 | |
| | 42 | | 5 | 0 | 5 | |
| | 43 | | 5 | 1 | 6 | |
| | 44 | | 6 | 0 | 6 | |
| | 45 | | 1 | 0 | 1 | |
| Fwd Pads - Bank 1 | 2 | JXP- 1B | 1 | 0 | 1 | |
| | 3 | JXP- 2B | 4 | 0 | 4 | |
| | 4 | JXP- 3B | 2 | 0 | 2 | |
| | 5 | JXP- 4B | 3 | 0 | 3 | |
| | 7 | JXP- 6B | 1 | 0 | 1 | |
| | 8 | JXP- 7B | 1 | 1 | 2 | |
| | 9 | JXP- 8B | 5 | 1 | 6 | |
| | 10 | JXP- 9B | 1 | 1 | 2 | |
| | 11 | JXP- 10B | 5 | 0 | 5 | |
| | 12 | JXP- 11B | 2 | 0 | 2 | |
| | 13 | JXP- 12B | 0 | 1 | 1 | |
| | 14 | JXP- 13B | 1 | 0 | 1 | |
| | 15 | JXP- 14B | 4 | 0 | 4 | |
| | 16 | JXP- 15B | 4 | 0 | 4 | |
| | Fwd Pads - Bank 4 | 1 | | 1 | 0 | 1 |
| | Ret Pads - Bank 1 | 3 | JXP- 2B | 1 | 0 | 1 |
| 4 | | JXP- 3B | 3 | 0 | 3 | |
| 5 | | JXP- 4B | 3 | 0 | 3 | |
| 6 | | JXP- 5B | 4 | 0 | 4 | |
| 7 | | JXP- 6B | 9 | 0 | 9 | |

| | | | | | | |
|-------------------|----|---------|----------------|----|---|----|
| | 8 | JXP- | 7B | 2 | 2 | 4 |
| | 9 | JXP- | 8B | 2 | 0 | 2 |
| | 10 | JXP- | 9B | 6 | 1 | 7 |
| | 11 | JXP- | 10B | 3 | 1 | 4 |
| | 16 | JXP- | 15B | 1 | 0 | 1 |
| Ret Pads - Bank 4 | 1 | | | 1 | 0 | 1 |
| Fwd EQs - Bank 1 | 8 | SFE-87- | CS3 | 1 | 0 | 1 |
| | 10 | SFE-87- | CS1 | 4 | 0 | 4 |
| | 11 | SFE-87- | 0 | 2 | 0 | 2 |
| | 12 | SFE-87- | 2 | 5 | 1 | 6 |
| | 13 | SFE-87- | 4 | 5 | 1 | 6 |
| | 14 | SFE-87- | 6 | 0 | 1 | 1 |
| | 15 | SFE-87- | 8 | 2 | 0 | 2 |
| | 16 | SFE-87- | 10 | 4 | 1 | 5 |
| | 17 | SFE-87- | 12 | 1 | 0 | 1 |
| | 18 | SFE-87- | 14 | 1 | 0 | 1 |
| | 19 | SFE-87- | 16 | 2 | 0 | 2 |
| | 20 | SFE-87- | 18 | 3 | 0 | 3 |
| | 21 | SFE-87- | 20 | 3 | 0 | 3 |
| | 22 | SFE-87- | 22 | 1 | 0 | 1 |
| Fwd EQs - Bank 4 | 0 | | VOID | 1 | 0 | 1 |
| Ret EQs - Bank 1 | 1 | SRE-S- | 0 | 3 | 0 | 3 |
| | 2 | SRE-S- | 2 | 7 | 1 | 8 |
| | 3 | SRE-S- | 4 | 9 | 2 | 11 |
| | 4 | SRE-S- | 6 | 6 | 1 | 7 |
| | 5 | SRE-S- | 8 | 9 | 0 | 9 |
| Ret EQs - Bank 4 | 0 | | VOID | 1 | 0 | 1 |
| Inline EQs | 2 | | IN-LINE SPLICE | 5 | 5 | 10 |
| 2-Port Taps | 3 | FFT2- | 17K | 2 | 1 | 3 |
| | 4 | FFT2- | 14K | 1 | 0 | 1 |
| | 5 | FFT2- | 10K | 8 | 3 | 11 |
| | 6 | FFT2- | 7K | 1 | 2 | 3 |
| | 7 | FFT2- | 4TK | 10 | 4 | 14 |
| 4-Port Taps | 1 | FFT4- | 23K | 11 | 0 | 11 |
| | 2 | FFT4- | 20K | 28 | 2 | 30 |
| | 3 | FFT4- | 17K | 32 | 3 | 35 |
| | 4 | FFT4- | 14K | 36 | 2 | 38 |
| | 5 | FFT4- | 10K | 37 | 9 | 46 |
| | 6 | FFT4- | 7TK | 17 | 3 | 20 |
| 8-Port Taps | 2 | FFT8- | 20K | 1 | 0 | 1 |
| | 3 | FFT8- | 17K | 1 | 0 | 1 |
| | 5 | FFT8- | 10TK | 2 | 3 | 5 |
| Couplers | 1 | LPI100- | 1000 | 3 | 1 | 4 |
| | 2 | LLS102- | 1000 | 25 | 6 | 31 |
| | 3 | LLS103- | 1000 | 6 | 0 | 6 |
| | 4 | LDC108- | 1000 | 8 | 0 | 8 |
| | 5 | LDC112- | 1000 | 2 | 0 | 2 |

| | | | | | |
|-------------------|----|--------------------|-------|------|-------|
| | 6 | LDC116-1000 | 4 | 0 | 4 |
| | 11 | MB-JMP | 22 | 1 | 23 |
| | 12 | MB-SP | 8 | 1 | 9 |
| | 13 | MB-DC/8 | 1 | 0 | 1 |
| | 14 | MB-DC/10 | 1 | 0 | 1 |
| Power Supplies | 1 | XM 9015 | 4 | 0 | 4 |
| Miscellaneous | 1 | HTH Conn. | 61 | 11 | 72 |
| | 2 | Splice | 0 | 2 | 2 |
| | 3 | Term. | 43 | 10 | 53 |
| | 7 | SBH-1022 | 0 | 38 | 38 |
| | 8 | SBH- 1432 | 0 | 4 | 4 |
| General BOM Info. | | Housecount | 417 | 109 | 526 |
| | | Ports | 720 | 120 | 840 |
| | | Non-MDU Housecount | 417 | 109 | 526 |
| | | MDU Housecount | 0 | 0 | 0 |
| | | MDU Tap Ports | 0 | 0 | 0 |
| | | MDU Tap Ports Used | 0 | 0 | 0 |
| | | COM Housecount | 0 | 0 | 0 |
| | | COM Tap Ports | 0 | 0 | 0 |
| | | COM Tap Ports Used | 0 | 0 | 0 |
| | | Drop Sp. Ports | 0 | 0 | 0 |
| | | Non-Design HC | 0 | 0 | 0 |
| | | Trunk Amps | 20 | 1 | 21 |
| | | Line Extenders | 15 | 3 | 18 |
| | | Equalizers | 5 | 5 | 10 |
| | | Taps (2-Port) | 22 | 10 | 32 |
| | | Taps (4-Port) | 161 | 19 | 180 |
| | | Taps (6-Port) | 0 | 0 | 0 |
| | | Taps (8-Port) | 4 | 3 | 7 |
| | | Taps (total) | 187 | 32 | 219 |
| | | 2-Way Couplers | 74 | 9 | 83 |
| | | 3-Way Couplers | 6 | 0 | 6 |
| | | Strand/Trench | 44530 | 6905 | 51435 |
| | | Poles Used | 255 | 0 | 255 |
| Cables | 0 | EX QR715-AR | 44375 | 0 | 44375 |
| | | 100 Series | 16893 | 0 | 16893 |
| | | 400 Series | 155 | 0 | 155 |
| | | Total EX QR715-AR | 61423 | 0 | 61423 |
| | 1 | EX QR715-UG | 0 | 5884 | 5884 |
| | | 100 Series | 0 | 1132 | 1132 |
| | | 400 Series | 0 | 1021 | 1021 |
| | | 500 Series | 0 | 30 | 30 |
| | | Total EX QR715-UG | 0 | 8067 | 8067 |
| Connectors | 0 | QR 715 P-T | 435 | 0 | 435 |
| | 1 | QR 715 P-T | 0 | 81 | 81 |

Equipment For Network file: SEC-29.

Parameters: TACOMA-870D
 Actives: TACOMA-870D
 Taps: TACOMA-870D
 Couplers: TACOMA-870D
 Cables: TACOMA-870D

| Equipment type | Line # | Part Number | Ae - p1 | UG - p1 | Total - p1 |
|-------------------|--------|----------------|---------|---------|------------|
| Actives | 5 | BLE87S/HAX-LXX | 1 | 0 | 1 |
| | 7 | BLE100-HSXH-F | 21 | 2 | 23 |
| | 8 | BLE100-HSXH-F | 4 | 0 | 4 |
| | 22 | SG4-87SS-SXX | 1 | 0 | 1 |
| | 42 | MB100S-2HSXH-F | 3 | 0 | 3 |
| | 43 | MB100S-2HSXH-F | 5 | 0 | 5 |
| | 44 | MB100S-2HSXH-F | 2 | 0 | 2 |
| | 45 | MB100S-2HSXH-F | 1 | 0 | 1 |
| Reserve Gain | 5 | RA-KIT/L | 1 | 0 | 1 |
| | 7 | | 21 | 2 | 23 |
| | 8 | | 4 | 0 | 4 |
| | 22 | SG2-DFBT/* | 1 | 0 | 1 |
| | 42 | | 3 | 0 | 3 |
| | 43 | | 5 | 0 | 5 |
| | 44 | | 2 | 0 | 2 |
| Fwd Pads - Bank 1 | 45 | | 1 | 0 | 1 |
| | 2 | JXP- 1B | 1 | 0 | 1 |
| | 3 | JXP- 2B | 3 | 0 | 3 |
| | 5 | JXP- 4B | 6 | 0 | 6 |
| | 6 | JXP- 5B | 2 | 0 | 2 |
| | 7 | JXP- 6B | 5 | 0 | 5 |
| | 8 | JXP- 7B | 2 | 0 | 2 |
| | 9 | JXP- 8B | 4 | 1 | 5 |
| | 10 | JXP- 9B | 2 | 0 | 2 |
| | 11 | JXP- 10B | 5 | 0 | 5 |
| | 12 | JXP- 11B | 1 | 0 | 1 |
| | 14 | JXP- 13B | 2 | 1 | 3 |
| | 15 | JXP- 14B | 3 | 0 | 3 |
| | 17 | JXP- FLAG | 1 | 0 | 1 |
| Fwd Pads - Bank 4 | 1 | | 1 | 0 | 1 |
| Ret Pads - Bank 1 | 3 | JXP- 2B | 1 | 0 | 1 |
| | 4 | JXP- 3B | 1 | 0 | 1 |
| | 5 | JXP- 4B | 3 | 0 | 3 |
| | 6 | JXP- 5B | 4 | 0 | 4 |
| | 7 | JXP- 6B | 2 | 0 | 2 |
| | 8 | JXP- 7B | 8 | 0 | 8 |
| | 9 | JXP- 8B | 7 | 0 | 7 |
| | 10 | JXP- 9B | 1 | 0 | 1 |

| | | | | | | |
|-------------------|----|---------|----------------|----|---|----|
| | 11 | JXP- | 10B | 3 | 0 | 3 |
| | 12 | JXP- | 11B | 1 | 1 | 2 |
| | 13 | JXP- | 12B | 2 | 1 | 3 |
| | 14 | JXP- | 13B | 4 | 0 | 4 |
| Ret Pads - Bank 4 | 1 | | | 1 | 0 | 1 |
| Fwd EQs - Bank 1 | 9 | SFE-87- | CS2 | 2 | 0 | 2 |
| | 10 | SFE-87- | CS1 | 2 | 0 | 2 |
| | 11 | SFE-87- | 0 | 6 | 0 | 6 |
| | 13 | SFE-87- | 4 | 3 | 1 | 4 |
| | 14 | SFE-87- | 6 | 3 | 0 | 3 |
| | 15 | SFE-87- | 8 | 7 | 1 | 8 |
| | 16 | SFE-87- | 10 | 3 | 0 | 3 |
| | 17 | SFE-87- | 12 | 1 | 0 | 1 |
| | 19 | SFE-87- | 16 | 2 | 0 | 2 |
| | 20 | SFE-87- | 18 | 3 | 0 | 3 |
| | 21 | SFE-87- | 20 | 1 | 0 | 1 |
| | 22 | SFE-87- | 22 | 2 | 0 | 2 |
| | 23 | SFE-87- | FLAG | 2 | 0 | 2 |
| Fwd EQs - Bank 4 | 0 | | VOID | 1 | 0 | 1 |
| Ret EQs - Bank 1 | 1 | SRE-S- | 0 | 3 | 0 | 3 |
| | 2 | SRE-S- | 2 | 5 | 0 | 5 |
| | 3 | SRE-S- | 4 | 17 | 2 | 19 |
| | 4 | SRE-S- | 6 | 2 | 0 | 2 |
| | 5 | SRE-S- | 8 | 10 | 0 | 10 |
| Ret EQs - Bank 4 | 0 | | VOID | 1 | 0 | 1 |
| Inline EQs | 2 | | IN-LINE SPLICE | 2 | 3 | 5 |
| | 3 | | | 0 | 1 | 1 |
| 2-Port Taps | 2 | FFT2- | 20K | 1 | 0 | 1 |
| | 3 | FFT2- | 17K | 1 | 1 | 2 |
| | 4 | FFT2- | 14K | 5 | 1 | 6 |
| | 5 | FFT2- | 10K | 9 | 0 | 9 |
| | 6 | FFT2- | 7K | 1 | 1 | 2 |
| | 7 | FFT2- | 4TK | 11 | 1 | 12 |
| 4-Port Taps | 1 | FFT4- | 23K | 10 | 1 | 11 |
| | 2 | FFT4- | 20K | 16 | 1 | 17 |
| | 3 | FFT4- | 17K | 32 | 0 | 32 |
| | 4 | FFT4- | 14K | 32 | 6 | 38 |
| | 5 | FFT4- | 10K | 32 | 1 | 33 |
| | 6 | FFT4- | 7TK | 22 | 6 | 28 |
| 8-Port Taps | 3 | FFT8- | 17K | 1 | 0 | 1 |
| | 4 | FFT8- | 14K | 2 | 0 | 2 |
| | 5 | FFT8- | 10TK | 2 | 0 | 2 |
| Couplers | 1 | LPI100- | 1000 | 3 | 0 | 3 |
| | 2 | LLS102- | 1000 | 41 | 1 | 42 |
| | 3 | LLS103- | 1000 | 5 | 0 | 5 |
| | 4 | LDC108- | 1000 | 7 | 0 | 7 |
| | 6 | LDC116- | 1000 | 3 | 0 | 3 |

| | | | | | |
|-------------------|----|--------------------|-------|------|-------|
| | 11 | MB-JMP | 15 | 0 | 15 |
| | 12 | MB-SP | 7 | 0 | 7 |
| | 13 | MB-DC/8 | 2 | 0 | 2 |
| Power Supplies | 1 | XM 9015 | 3 | 0 | 3 |
| Miscellaneous | 1 | HTH Conn. | 79 | 6 | 85 |
| | 2 | Splice | 1 | 0 | 1 |
| | 3 | Term. | 42 | 3 | 45 |
| | 7 | SBH-1022 | 0 | 22 | 22 |
| | 8 | SBH- 1432 | 0 | 2 | 2 |
| General BOM Info. | | Housecount | 357 | 41 | 398 |
| | | Ports | 672 | 68 | 740 |
| | | Non-MDU Housecount | 357 | 41 | 398 |
| | | MDU Housecount | 0 | 0 | 0 |
| | | MDU Tap Ports | 0 | 0 | 0 |
| | | MDU Tap Ports Used | 0 | 0 | 0 |
| | | COM Housecount | 0 | 0 | 0 |
| | | COM Tap Ports | 0 | 0 | 0 |
| | | COM Tap Ports Used | 0 | 0 | 0 |
| | | Drop Sp. Ports | 0 | 0 | 0 |
| | | Non-Design HC | 0 | 0 | 0 |
| | | Trunk Amps | 12 | 0 | 12 |
| | | Line Extenders | 26 | 2 | 28 |
| | | Equalizers | 2 | 4 | 6 |
| | | Taps (2-Port) | 28 | 4 | 32 |
| | | Taps (4-Port) | 144 | 15 | 159 |
| | | Taps (6-Port) | 0 | 0 | 0 |
| | | Taps (8-Port) | 5 | 0 | 5 |
| | | Taps (total) | 177 | 19 | 196 |
| | | 2-Way Couplers | 78 | 1 | 79 |
| | | 3-Way Couplers | 5 | 0 | 5 |
| | | Strand/Trench | 40528 | 5776 | 46304 |
| | | Poles Used | 238 | 0 | 238 |
| Cables | 0 | EX QR715-AR | 39735 | 0 | 39735 |
| | | 100 Series | 15233 | 0 | 15233 |
| | | Total EX QR715-AR | 54968 | 0 | 54968 |
| | 10 | 300 Series | 4225 | 0 | 4225 |
| | | 400 Series | 793 | 0 | 793 |
| | | 500 Series | 271 | 0 | 271 |
| | | Total NW QR715-AR | 5289 | 0 | 5289 |
| | 1 | EX QR715-UG | 0 | 5405 | 5405 |
| | | 100 Series | 0 | 357 | 357 |
| | | Total EX QR715-UG | 0 | 5762 | 5762 |
| | 11 | 400 Series | 0 | 371 | 371 |
| | | Total NW QR715-UG | 0 | 371 | 371 |
| Connectors | 0 | QR 715 P-T | 357 | 0 | 357 |
| | 10 | QR 715 P-T | 44 | 0 | 44 |
| | 1 | QR 715 P-T | 0 | 38 | 38 |

11

QR 715 P-T

0

4

4

Equipment For Network file: SEC-30.

Parameters: TACOMA-870D
 Actives: TACOMA-870D
 Taps: TACOMA-870D
 Couplers: TACOMA-870D
 Cables: TACOMA-870D

| Equipment type | Line # | Part Number | Ae - p1 | UG - p1 | Total - p1 | |
|-------------------|-------------------|----------------|---------|---------|------------|---|
| Actives | 7 | BLE100-HSXH-F | 23 | 5 | 28 | |
| | 8 | BLE100-HSXH-F | 1 | 0 | 1 | |
| | 22 | SG4-87SS-SXX | 1 | 0 | 1 | |
| | 42 | MB100S-2HSXH-F | 8 | 0 | 8 | |
| | 43 | MB100S-2HSXH-F | 10 | 1 | 11 | |
| | 44 | MB100S-2HSXH-F | 3 | 1 | 4 | |
| | 45 | MB100S-2HSXH-F | 0 | 1 | 1 | |
| Reserve Gain | 7 | | 23 | 5 | 28 | |
| | 8 | | 1 | 0 | 1 | |
| | 22 | SG2-DFBT/* | 1 | 0 | 1 | |
| | 42 | | 8 | 0 | 8 | |
| | 43 | | 10 | 1 | 11 | |
| | 44 | | 3 | 1 | 4 | |
| | 45 | | 0 | 1 | 1 | |
| Fwd Pads - Bank 1 | 2 | JXP- 1B | 2 | 0 | 2 | |
| | 4 | JXP- 3B | 4 | 1 | 5 | |
| | 5 | JXP- 4B | 2 | 1 | 3 | |
| | 6 | JXP- 5B | 1 | 1 | 2 | |
| | 7 | JXP- 6B | 3 | 0 | 3 | |
| | 8 | JXP- 7B | 2 | 1 | 3 | |
| | 9 | JXP- 8B | 7 | 0 | 7 | |
| | 10 | JXP- 9B | 2 | 2 | 4 | |
| | 11 | JXP- 10B | 6 | 0 | 6 | |
| | 12 | JXP- 11B | 5 | 0 | 5 | |
| | 13 | JXP- 12B | 5 | 1 | 6 | |
| | 15 | JXP- 14B | 2 | 1 | 3 | |
| | 16 | JXP- 15B | 3 | 0 | 3 | |
| | 17 | JXP- FLAG | 1 | 0 | 1 | |
| | Fwd Pads - Bank 4 | 1 | | 2 | 0 | 2 |
| | Ret Pads - Bank 1 | 3 | JXP- 2B | 2 | 0 | 2 |
| | | 4 | JXP- 3B | 1 | 0 | 1 |
| 6 | | JXP- 5B | 2 | 0 | 2 | |
| 7 | | JXP- 6B | 7 | 0 | 7 | |
| 8 | | JXP- 7B | 4 | 0 | 4 | |
| 9 | | JXP- 8B | 12 | 2 | 14 | |
| 10 | | JXP- 9B | 7 | 4 | 11 | |
| 11 | | JXP- 10B | 4 | 0 | 4 | |
| 12 | | JXP- 11B | 1 | 0 | 1 | |

| | | | | | | |
|-------------------|----|---------|----------------|----|----|----|
| | 13 | JXP- | 12B | 2 | 2 | 4 |
| | 14 | JXP- | 13B | 2 | 0 | 2 |
| | 15 | JXP- | 14B | 1 | 0 | 1 |
| Ret Pads - Bank 4 | 1 | | | 2 | 0 | 2 |
| Fwd EQs - Bank 1 | 8 | SFE-87- | CS3 | 1 | 0 | 1 |
| | 9 | SFE-87- | CS2 | 1 | 0 | 1 |
| | 10 | SFE-87- | CS1 | 2 | 0 | 2 |
| | 11 | SFE-87- | 0 | 4 | 1 | 5 |
| | 12 | SFE-87- | 2 | 3 | 0 | 3 |
| | 13 | SFE-87- | 4 | 7 | 2 | 9 |
| | 14 | SFE-87- | 6 | 6 | 0 | 6 |
| | 15 | SFE-87- | 8 | 4 | 1 | 5 |
| | 16 | SFE-87- | 10 | 4 | 1 | 5 |
| | 17 | SFE-87- | 12 | 4 | 1 | 5 |
| | 18 | SFE-87- | 14 | 1 | 0 | 1 |
| | 19 | SFE-87- | 16 | 2 | 1 | 3 |
| | 20 | SFE-87- | 18 | 5 | 1 | 6 |
| | 21 | SFE-87- | 20 | 1 | 0 | 1 |
| Fwd EQs - Bank 4 | 0 | | VOID | 1 | 0 | 1 |
| Ret EQs - Bank 1 | 1 | SRE-S- | 0 | 1 | 0 | 1 |
| | 2 | SRE-S- | 2 | 9 | 1 | 10 |
| | 3 | SRE-S- | 4 | 17 | 2 | 19 |
| | 4 | SRE-S- | 6 | 11 | 5 | 16 |
| | 5 | SRE-S- | 8 | 7 | 0 | 7 |
| Ret EQs - Bank 4 | 0 | | VOID | 1 | 0 | 1 |
| Inline EQs | 2 | | IN-LINE SPLICE | 2 | 13 | 15 |
| 2-Port Taps | 2 | | FFT2-20K | 5 | 0 | 5 |
| | 3 | | FFT2-17K | 4 | 1 | 5 |
| | 4 | | FFT2-14K | 4 | 0 | 4 |
| | 5 | | FFT2-10K | 6 | 2 | 8 |
| | 6 | | FFT2-7K | 3 | 1 | 4 |
| | 7 | | FFT2-4TK | 7 | 1 | 8 |
| 4-Port Taps | 1 | | FFT4-23K | 15 | 2 | 17 |
| | 2 | | FFT4-20K | 21 | 4 | 25 |
| | 3 | | FFT4-17K | 43 | 10 | 53 |
| | 4 | | FFT4-14K | 43 | 5 | 48 |
| | 5 | | FFT4-10K | 45 | 7 | 52 |
| | 6 | | FFT4-7TK | 25 | 6 | 31 |
| 8-Port Taps | 1 | | FFT8-23K | 2 | 0 | 2 |
| | 2 | | FFT8-20K | 0 | 4 | 4 |
| | 3 | | FFT8-17K | 2 | 1 | 3 |
| | 4 | | FFT8-14K | 5 | 6 | 11 |
| | 5 | | FFT8-10TK | 3 | 6 | 9 |
| Couplers | 1 | | LPI100-1000 | 4 | 0 | 4 |
| | 2 | | LLS102-1000 | 56 | 5 | 61 |
| | 3 | | LLS103-1000 | 6 | 0 | 6 |
| | 4 | | LDC108-1000 | 3 | 1 | 4 |

| | | | | | |
|-------------------|----|--------------------|-------|-------|-------|
| | 6 | LDC116-1000 | 4 | 0 | 4 |
| | 11 | MB-JMP | 24 | 3 | 27 |
| | 12 | MB-SP | 15 | 1 | 16 |
| Power Supplies | 1 | XM 9015 | 4 | 0 | 4 |
| Miscellaneous | 1 | HTH Conn. | 49 | 8 | 57 |
| | 2 | Splice | 16 | 12 | 28 |
| | 3 | Term. | 62 | 15 | 77 |
| | 7 | SBH-1022 | 0 | 67 | 67 |
| | 8 | SBH- 1432 | 0 | 9 | 9 |
| General BOM Info. | | Housecount | 583 | 208 | 791 |
| | | Ports | 922 | 282 | 1204 |
| | | Non-MDU Housecount | 583 | 208 | 791 |
| | | MDU Housecount | 0 | 0 | 0 |
| | | MDU Tap Ports | 0 | 0 | 0 |
| | | MDU Tap Ports Used | 0 | 0 | 0 |
| | | COM Housecount | 0 | 0 | 0 |
| | | COM Tap Ports | 0 | 0 | 0 |
| | | COM Tap Ports Used | 0 | 0 | 0 |
| | | Drop Sp. Ports | 0 | 0 | 0 |
| | | Non-Design HC | 0 | 0 | 0 |
| | | Trunk Amps | 22 | 3 | 25 |
| | | Line Extenders | 24 | 5 | 29 |
| | | Equalizers | 2 | 13 | 15 |
| | | Taps (2-Port) | 29 | 5 | 34 |
| | | Taps (4-Port) | 192 | 34 | 226 |
| | | Taps (6-Port) | 0 | 0 | 0 |
| | | Taps (8-Port) | 12 | 17 | 29 |
| | | Taps (total) | 233 | 56 | 289 |
| | | 2-Way Couplers | 106 | 10 | 116 |
| | | 3-Way Couplers | 6 | 0 | 6 |
| | | Strand/Trench | 48533 | 13533 | 62066 |
| | | Poles Used | 294 | 0 | 294 |
| Cables | 0 | EX QR715-AR | 48533 | 0 | 48533 |
| | | 100 Series | 24573 | 0 | 24573 |
| | | Total EX QR715-AR | 73106 | 0 | 73106 |
| | 1 | EX QR715-UG | 0 | 13533 | 13533 |
| | | 100 Series | 0 | 4556 | 4556 |
| | | Total EX QR715-UG | 0 | 18089 | 18089 |
| Connectors | 0 | QR 715 P-T | 569 | 0 | 569 |
| | 1 | QR 715 P-T | 0 | 169 | 169 |

Equipment For Network file: SEC-31.

Parameters: TACOMA-870D
 Actives: TACOMA-870D
 Taps: TACOMA-870D
 Couplers: TACOMA-870D
 Cables: TACOMA-870D

| Equipment type | Line # | Part Number | Ae - p1 | UG - p1 | Total - p1 | |
|-------------------|--------------|----------------|----------|---------|------------|----|
| Actives | 4 | BLE87S/HTX-LXX | 29 | 0 | 29 | |
| | 5 | BLE87S/HAX-LXX | 3 | 0 | 3 | |
| | 7 | BLE100-HSXH-F | 1 | 3 | 4 | |
| | 14 | MBS/XGAX | 5 | 0 | 5 | |
| | 15 | MBS/XGAX | 9 | 0 | 9 | |
| | 16 | MBS/XGAX | 5 | 0 | 5 | |
| | 22 | SG4-87SS-SXX | 1 | 0 | 1 | |
| | 33 | MB87S/XGAX-LXX | 1 | 0 | 1 | |
| | 34 | MB87S/XGAX-LXX | 2 | 0 | 2 | |
| | 36 | MB87S/XGAX-LXX | 1 | 0 | 1 | |
| | 42 | MB100S-2HSXH-F | 0 | 1 | 1 | |
| | 43 | MB100S-2HSXH-F | 0 | 1 | 1 | |
| | Reserve Gain | 4 | RA-KIT/L | 29 | 0 | 29 |
| | | 5 | RA-KIT/L | 3 | 0 | 3 |
| 7 | | | 1 | 3 | 4 | |
| 14 | | | 5 | 0 | 5 | |
| 15 | | | 9 | 0 | 9 | |
| 16 | | | 5 | 0 | 5 | |
| 22 | | SG2-DFBT/* | 1 | 0 | 1 | |
| 33 | | | 1 | 0 | 1 | |
| 34 | | | 2 | 0 | 2 | |
| 36 | | | 1 | 0 | 1 | |
| 42 | | | 0 | 1 | 1 | |
| 43 | | | 0 | 1 | 1 | |
| Fwd Pads - Bank 1 | | 1 | JXP- Z | 3 | 0 | 3 |
| | | 2 | JXP- 1B | 1 | 0 | 1 |
| | 3 | JXP- 2B | 3 | 0 | 3 | |
| | 4 | JXP- 3B | 3 | 1 | 4 | |
| | 5 | JXP- 4B | 6 | 0 | 6 | |
| | 6 | JXP- 5B | 1 | 0 | 1 | |
| | 7 | JXP- 6B | 3 | 2 | 5 | |
| | 8 | JXP- 7B | 9 | 0 | 9 | |
| | 9 | JXP- 8B | 4 | 1 | 5 | |
| | 10 | JXP- 9B | 3 | 0 | 3 | |
| | 11 | JXP- 10B | 5 | 0 | 5 | |
| | 12 | JXP- 11B | 5 | 0 | 5 | |
| | 13 | JXP- 12B | 3 | 0 | 3 | |
| | 14 | JXP- 13B | 3 | 0 | 3 | |

| | | | | | | |
|-------------------|----|---------|----------------|----|---|----|
| | 15 | JXP- | 14B | 1 | 1 | 2 |
| | 16 | JXP- | 15B | 3 | 0 | 3 |
| Fwd Pads - Bank 4 | 1 | | | 38 | 8 | 46 |
| Ret Pads - Bank 1 | 1 | JXP- | Z | 3 | 0 | 3 |
| | 2 | JXP- | 1T | 3 | 0 | 3 |
| | 3 | JXP- | 2B | 3 | 0 | 3 |
| | 4 | JXP- | 3B | 5 | 0 | 5 |
| | 5 | JXP- | 4B | 11 | 1 | 12 |
| | 6 | JXP- | 5B | 8 | 1 | 9 |
| | 7 | JXP- | 6B | 6 | 1 | 7 |
| | 8 | JXP- | 7B | 4 | 0 | 4 |
| | 9 | JXP- | 8B | 9 | 0 | 9 |
| | 10 | JXP- | 9B | 2 | 2 | 4 |
| | 11 | JXP- | 10B | 1 | 0 | 1 |
| | 14 | JXP- | 13B | 1 | 0 | 1 |
| Ret Pads - Bank 4 | 1 | | | 37 | 8 | 45 |
| Fwd EQs - Bank 1 | 9 | SFE-87- | CS2 | 1 | 1 | 2 |
| | 10 | SFE-87- | CS1 | 2 | 0 | 2 |
| | 11 | SFE-87- | 0 | 4 | 0 | 4 |
| | 12 | SFE-87- | 2 | 7 | 0 | 7 |
| | 13 | SFE-87- | 4 | 6 | 1 | 7 |
| | 14 | SFE-87- | 6 | 6 | 1 | 7 |
| | 15 | SFE-87- | 8 | 5 | 1 | 6 |
| | 16 | SFE-87- | 10 | 8 | 0 | 8 |
| | 17 | SFE-87- | 12 | 5 | 0 | 5 |
| | 18 | SFE-87- | 14 | 5 | 0 | 5 |
| | 19 | SFE-87- | 16 | 2 | 0 | 2 |
| | 20 | SFE-87- | 18 | 3 | 0 | 3 |
| | 21 | SFE-87- | 20 | 1 | 1 | 2 |
| | 22 | SFE-87- | 22 | 1 | 0 | 1 |
| Fwd EQs - Bank 4 | 0 | | VOID | 1 | 0 | 1 |
| Ret EQs - Bank 1 | 1 | SRE-S- | 0 | 1 | 0 | 1 |
| | 2 | SRE-S- | 2 | 13 | 1 | 14 |
| | 3 | SRE-S- | 4 | 12 | 1 | 13 |
| | 4 | SRE-S- | 6 | 22 | 2 | 24 |
| | 5 | SRE-S- | 8 | 7 | 1 | 8 |
| | 6 | SRE-S- | 10 | 1 | 0 | 1 |
| Ret EQs - Bank 4 | 0 | | VOID | 1 | 0 | 1 |
| Inline EQs | 2 | | IN-LINE SPLICE | 2 | 6 | 8 |
| 2-Port Taps | 2 | | FFT2-20K | 1 | 0 | 1 |
| | 3 | | FFT2-17K | 3 | 0 | 3 |
| | 4 | | FFT2-14K | 3 | 2 | 5 |
| | 5 | | FFT2-10K | 6 | 4 | 10 |
| | 6 | | FFT2-7K | 0 | 1 | 1 |
| | 7 | | FFT2-4TK | 10 | 5 | 15 |
| 4-Port Taps | 1 | | FFT4-23K | 22 | 0 | 22 |
| | 2 | | FFT4-20K | 27 | 1 | 28 |

| | | | | | |
|-------------------|----|--------------------|-------|-------|-------|
| | 3 | FFT4-17K | 44 | 3 | 47 |
| | 4 | FFT4-14K | 49 | 5 | 54 |
| | 5 | FFT4-10K | 49 | 4 | 53 |
| | 6 | FFT4-7TK | 25 | 13 | 38 |
| 8-Port Taps | 2 | FFT8-20K | 3 | 0 | 3 |
| | 3 | FFT8-17K | 1 | 1 | 2 |
| | 4 | FFT8-14K | 1 | 3 | 4 |
| | 5 | FFT8-10TK | 4 | 3 | 7 |
| Couplers | 1 | LPI100-1000 | 4 | 0 | 4 |
| | 2 | LLS102-1000 | 39 | 4 | 43 |
| | 3 | LLS103-1000 | 10 | 2 | 12 |
| | 4 | LDC108-1000 | 13 | 5 | 18 |
| | 5 | LDC112-1000 | 1 | 0 | 1 |
| | 6 | LDC116-1000 | 4 | 0 | 4 |
| | 11 | MB-JMP | 26 | 2 | 28 |
| | 12 | MB-SP | 11 | 1 | 12 |
| | 13 | MB-DC/8 | 5 | 0 | 5 |
| | 15 | MB-DC/12 | 0 | 1 | 1 |
| | 16 | MDU-JMP | 5 | 0 | 5 |
| Power Supplies | 1 | XM 9015 | 4 | 0 | 4 |
| Miscellaneous | 1 | HTH Conn. | 88 | 15 | 103 |
| | 2 | Splice | 0 | 9 | 9 |
| | 3 | Term. | 66 | 11 | 77 |
| | 7 | SBH-1022 | 0 | 49 | 49 |
| | 8 | SBH- 1432 | 0 | 5 | 5 |
| General BOM Info. | | Housecount | 632 | 122 | 754 |
| | | Ports | 982 | 184 | 1166 |
| | | Non-MDU Housecount | 560 | 114 | 674 |
| | | MDU Housecount | 72 | 8 | 80 |
| | | MDU Tap Ports | 4 | 8 | 12 |
| | | MDU Tap Ports Used | 3 | 2 | 5 |
| | | COM Housecount | 0 | 0 | 0 |
| | | COM Tap Ports | 0 | 0 | 0 |
| | | COM Tap Ports Used | 0 | 0 | 0 |
| | | Drop Sp. Ports | 0 | 0 | 0 |
| | | Non-Design HC | 0 | 0 | 0 |
| | | Trunk Amps | 24 | 2 | 26 |
| | | Line Extenders | 33 | 3 | 36 |
| | | Equalizers | 2 | 6 | 8 |
| | | Taps (2-Port) | 23 | 12 | 35 |
| | | Taps (4-Port) | 216 | 26 | 242 |
| | | Taps (6-Port) | 0 | 0 | 0 |
| | | Taps (8-Port) | 9 | 7 | 16 |
| | | Taps (total) | 248 | 45 | 293 |
| | | 2-Way Couplers | 103 | 13 | 116 |
| | | 3-Way Couplers | 10 | 2 | 12 |
| | | Strand/Trench | 54535 | 10889 | 65424 |

| | | | | | |
|------------|----|-------------------|-------|-------|-------|
| | | Poles Used | 327 | 0 | 327 |
| Cables | 0 | EX QR715-AR | 90 | 0 | 90 |
| | | Total EX QR715-AR | 90 | 0 | 90 |
| | 10 | NW QR715-AR | 54445 | 0 | 54445 |
| | | 100 Series | 26193 | 0 | 26193 |
| | | 300 Series | 2112 | 0 | 2112 |
| | | Total NW QR715-AR | 82750 | 0 | 82750 |
| | 74 | 800 Series | 1 | 0 | 1 |
| | | Total | 1 | 0 | 1 |
| | 1 | EX QR715-UG | 0 | 865 | 865 |
| | | 100 Series | 0 | 490 | 490 |
| | | 200 Series | 0 | 15 | 15 |
| | | Total EX QR715-UG | 0 | 1370 | 1370 |
| | 11 | NW QR715-UG | 0 | 8959 | 8959 |
| | | 100 Series | 0 | 537 | 537 |
| | | 200 Series | 0 | 895 | 895 |
| | | 300 Series | 0 | 393 | 393 |
| | | 400 Series | 0 | 155 | 155 |
| | | 500 Series | 0 | 25 | 25 |
| | | Total NW QR715-UG | 0 | 10964 | 10964 |
| Connectors | 0 | QR 715 P-T | 13 | 0 | 13 |
| | 10 | QR 715 P-T | 598 | 0 | 598 |
| | 1 | QR 715 P-T | 0 | 10 | 10 |
| | 11 | QR 715 P-T | 0 | 103 | 103 |

Equipment For Network file: SEC-32.

Parameters: TACOMA-870D
 Actives: TACOMA-870D
 Taps: TACOMA-870D
 Couplers: TACOMA-870D
 Cables: TACOMA-870D

| Equipment type | Line # | Part Number | Ae - p1 | UG - p1 | Total - p1 |
|-------------------|-------------------|----------------|----------|---------|------------|
| Actives | 4 | BLE87S/HTX-LXX | 4 | 0 | 4 |
| | 7 | BLE100-HSXH-F | 19 | 8 | 27 |
| | 8 | BLE100-HSXH-F | 3 | 3 | 6 |
| | 22 | SG4-87SS-SXX | 1 | 0 | 1 |
| | 42 | MB100S-2HSXH-F | 7 | 0 | 7 |
| | 43 | MB100S-2HSXH-F | 7 | 1 | 8 |
| | 44 | MB100S-2HSXH-F | 4 | 0 | 4 |
| | Reserve Gain | 4 | RA-KIT/L | 4 | 0 |
| 7 | | | 19 | 8 | 27 |
| 8 | | | 3 | 3 | 6 |
| 22 | | SG2-DFBT/* | 1 | 0 | 1 |
| 42 | | | 7 | 0 | 7 |
| 43 | | | 7 | 1 | 8 |
| 44 | | | 4 | 0 | 4 |
| Fwd Pads - Bank 1 | 1 | JXP- Z | 0 | 1 | 1 |
| | 2 | JXP- 1B | 2 | 0 | 2 |
| | 3 | JXP- 2B | 3 | 2 | 5 |
| | 4 | JXP- 3B | 2 | 1 | 3 |
| | 5 | JXP- 4B | 3 | 0 | 3 |
| | 6 | JXP- 5B | 4 | 1 | 5 |
| | 7 | JXP- 6B | 4 | 0 | 4 |
| | 8 | JXP- 7B | 4 | 2 | 6 |
| | 9 | JXP- 8B | 5 | 1 | 6 |
| | 10 | JXP- 9B | 5 | 1 | 6 |
| | 11 | JXP- 10B | 2 | 0 | 2 |
| | 12 | JXP- 11B | 1 | 1 | 2 |
| | 13 | JXP- 12B | 2 | 0 | 2 |
| | 14 | JXP- 13B | 3 | 0 | 3 |
| | 15 | JXP- 14B | 4 | 1 | 5 |
| | 17 | JXP- FLAG | 0 | 1 | 1 |
| | Fwd Pads - Bank 4 | 1 | | 1 | 0 |
| Ret Pads - Bank 1 | 2 | JXP- 1T | 1 | 0 | 1 |
| | 3 | JXP- 2B | 2 | 0 | 2 |
| | 4 | JXP- 3B | 2 | 0 | 2 |
| | 6 | JXP- 5B | 1 | 2 | 3 |
| | 7 | JXP- 6B | 7 | 0 | 7 |
| | 8 | JXP- 7B | 4 | 1 | 5 |
| | 9 | JXP- 8B | 5 | 2 | 7 |

| | | | | | | |
|-------------------|----|----------|----------------|----|---|----|
| | 10 | JXP- | 9B | 3 | 2 | 5 |
| | 11 | JXP- | 10B | 4 | 3 | 7 |
| | 12 | JXP- | 11B | 2 | 0 | 2 |
| | 13 | JXP- | 12B | 7 | 0 | 7 |
| | 14 | JXP- | 13B | 4 | 0 | 4 |
| | 15 | JXP- | 14B | 1 | 1 | 2 |
| | 16 | JXP- | 15B | 1 | 0 | 1 |
| | 17 | JXP- | FLAG | 0 | 1 | 1 |
| Ret Pads - Bank 4 | 1 | | | 1 | 0 | 1 |
| Fwd EQs - Bank 1 | 9 | SFE-87- | CS2 | 1 | 1 | 2 |
| | 10 | SFE-87- | CS1 | 1 | 0 | 1 |
| | 11 | SFE-87- | 0 | 1 | 0 | 1 |
| | 12 | SFE-87- | 2 | 4 | 3 | 7 |
| | 13 | SFE-87- | 4 | 8 | 2 | 10 |
| | 14 | SFE-87- | 6 | 5 | 1 | 6 |
| | 15 | SFE-87- | 8 | 3 | 0 | 3 |
| | 16 | SFE-87- | 10 | 6 | 0 | 6 |
| | 17 | SFE-87- | 12 | 4 | 4 | 8 |
| | 18 | SFE-87- | 14 | 1 | 0 | 1 |
| | 19 | SFE-87- | 16 | 1 | 0 | 1 |
| | 20 | SFE-87- | 18 | 1 | 0 | 1 |
| | 21 | SFE-87- | 20 | 2 | 0 | 2 |
| | 22 | SFE-87- | 22 | 2 | 0 | 2 |
| | 23 | SFE-87- | FLAG | 4 | 1 | 5 |
| Fwd EQs - Bank 4 | 0 | | VOID | 1 | 0 | 1 |
| Ret EQs - Bank 1 | 2 | SRE-S- | 2 | 5 | 3 | 8 |
| | 3 | SRE-S- | 4 | 22 | 7 | 29 |
| | 4 | SRE-S- | 6 | 8 | 1 | 9 |
| | 5 | SRE-S- | 8 | 8 | 1 | 9 |
| | 6 | SRE-S- | 10 | 1 | 0 | 1 |
| Ret EQs - Bank 4 | 0 | | VOID | 1 | 0 | 1 |
| Feeder makers | 1 | | | 1 | 0 | 1 |
| Inline EQs | 1 | LS-FEQR- | 862 | 1 | 0 | 1 |
| | 2 | | IN-LINE SPLICE | 0 | 3 | 3 |
| | 3 | | | 0 | 3 | 3 |
| | 6 | | | 0 | 1 | 1 |
| | 7 | | | 2 | 5 | 7 |
| 2-Port Taps | 1 | FFT2- | 23K | 0 | 1 | 1 |
| | 2 | FFT2- | 20K | 1 | 1 | 2 |
| | 4 | FFT2- | 14K | 2 | 1 | 3 |
| | 5 | FFT2- | 10K | 3 | 1 | 4 |
| | 6 | FFT2- | 7K | 2 | 0 | 2 |
| | 7 | FFT2- | 4TK | 8 | 3 | 11 |
| 4-Port Taps | 1 | FFT4- | 23K | 17 | 4 | 21 |
| | 2 | FFT4- | 20K | 29 | 6 | 35 |
| | 3 | FFT4- | 17K | 44 | 4 | 48 |
| | 4 | FFT4- | 14K | 42 | 9 | 51 |

| | | | | | |
|-------------------|----|--------------------|-------|-------|-------|
| | 5 | FFT4-10K | 51 | 8 | 59 |
| | 6 | FFT4-7TK | 19 | 6 | 25 |
| 8-Port Taps | 1 | FFT8-23K | 1 | 0 | 1 |
| | 2 | FFT8-20K | 0 | 1 | 1 |
| | 5 | FFT8-10TK | 1 | 0 | 1 |
| Couplers | 1 | LPI100-1000 | 4 | 0 | 4 |
| | 2 | LLS102-1000 | 16 | 4 | 20 |
| | 3 | LLS103-1000 | 5 | 1 | 6 |
| | 4 | LDC108-1000 | 21 | 5 | 26 |
| | 5 | LDC112-1000 | 1 | 0 | 1 |
| | 6 | LDC116-1000 | 4 | 0 | 4 |
| | 11 | MB-JMP | 21 | 1 | 22 |
| | 12 | MB-SP | 5 | 1 | 6 |
| | 13 | MB-DC/8 | 4 | 0 | 4 |
| Power Supplies | 1 | XM 9015 | 4 | 0 | 4 |
| Miscellaneous | 1 | HTH Conn. | 82 | 18 | 100 |
| | 2 | Splice | 3 | 5 | 8 |
| | 3 | Term. | 50 | 9 | 59 |
| | 7 | SBH-1022 | 0 | 55 | 55 |
| | 8 | SBH- 1432 | 0 | 12 | 12 |
| General BOM Info. | | Housecount | 418 | 72 | 490 |
| | | Ports | 856 | 170 | 1026 |
| | | Non-MDU Housecount | 418 | 72 | 490 |
| | | MDU Housecount | 0 | 0 | 0 |
| | | MDU Tap Ports | 0 | 0 | 0 |
| | | MDU Tap Ports Used | 0 | 0 | 0 |
| | | COM Housecount | 0 | 0 | 0 |
| | | COM Tap Ports | 0 | 0 | 0 |
| | | COM Tap Ports Used | 0 | 0 | 0 |
| | | Drop Sp. Ports | 0 | 0 | 0 |
| | | Non-Design HC | 0 | 0 | 0 |
| | | Trunk Amps | 19 | 1 | 20 |
| | | Line Extenders | 26 | 11 | 37 |
| | | Equalizers | 3 | 12 | 15 |
| | | Taps (2-Port) | 16 | 7 | 23 |
| | | Taps (4-Port) | 202 | 37 | 239 |
| | | Taps (6-Port) | 0 | 0 | 0 |
| | | Taps (8-Port) | 2 | 1 | 3 |
| | | Taps (total) | 220 | 45 | 265 |
| | | 2-Way Couplers | 76 | 11 | 87 |
| | | 3-Way Couplers | 5 | 1 | 6 |
| | | Strand/Trench | 53379 | 14474 | 67853 |
| | | Poles Used | 290 | 0 | 290 |
| Cables | 0 | EX QR715-AR | 149 | 0 | 149 |
| | | 100 Series | 337 | 0 | 337 |
| | | Total EX QR715-AR | 486 | 0 | 486 |
| | 10 | NW QR715-AR | 53230 | 0 | 53230 |

| | | | | | |
|------------|----|-------------------|-------|-------|-------|
| | | 100 Series | 20613 | 0 | 20613 |
| | | Total NW QR715-AR | 73843 | 0 | 73843 |
| | 1 | EX QR715-UG | 0 | 2542 | 2542 |
| | | 100 Series | 0 | 635 | 635 |
| | | Total EX QR715-UG | 0 | 3177 | 3177 |
| | 11 | NW QR715-UG | 0 | 10767 | 10767 |
| | | 100 Series | 0 | 513 | 513 |
| | | 200 Series | 0 | 815 | 815 |
| | | 300 Series | 0 | 246 | 246 |
| | | 400 Series | 0 | 350 | 350 |
| | | Total NW QR715-UG | 0 | 12691 | 12691 |
| Connectors | 0 | QR 715 P-T | 7 | 0 | 7 |
| | 10 | QR 715 P-T | 476 | 0 | 476 |
| | 1 | QR 715 P-T | 0 | 34 | 34 |
| | 11 | QR 715 P-T | 0 | 102 | 102 |

Equipment For Network file: SEC-33.

Parameters: TACOMA-870D
 Actives: TACOMA-870D
 Taps: TACOMA-870D
 Couplers: TACOMA-870D
 Cables: TACOMA-870D

| Equipment type | Line # | Part Number | Ae - p1 | UG - p1 | Total - p1 | |
|-------------------|-------------------|----------------|---------|---------|------------|---|
| Actives | 7 | BLE100-HSXH-F | 4 | 9 | 13 | |
| | 8 | BLE100-HSXH-F | 0 | 3 | 3 | |
| | 9 | BLE100-HSXH-F | 0 | 1 | 1 | |
| | 22 | SG4-87SS-SXX | 1 | 0 | 1 | |
| | 42 | MB100S-2HSXH-F | 3 | 5 | 8 | |
| | 43 | MB100S-2HSXH-F | 5 | 3 | 8 | |
| | 44 | MB100S-2HSXH-F | 3 | 3 | 6 | |
| | 45 | MB100S-2HSXH-F | 0 | 2 | 2 | |
| Reserve Gain | 7 | | 4 | 9 | 13 | |
| | 8 | | 0 | 3 | 3 | |
| | 9 | | 0 | 1 | 1 | |
| | 22 | SG2-DFBT/* | 1 | 0 | 1 | |
| | 42 | | 3 | 5 | 8 | |
| | 43 | | 5 | 3 | 8 | |
| | 44 | | 3 | 3 | 6 | |
| | 45 | | 0 | 2 | 2 | |
| Fwd Pads - Bank 1 | 3 | JXP- 2B | 0 | 2 | 2 | |
| | 4 | JXP- 3B | 2 | 3 | 5 | |
| | 5 | JXP- 4B | 1 | 1 | 2 | |
| | 6 | JXP- 5B | 2 | 5 | 7 | |
| | 7 | JXP- 6B | 1 | 1 | 2 | |
| | 8 | JXP- 7B | 0 | 5 | 5 | |
| | 9 | JXP- 8B | 1 | 2 | 3 | |
| | 10 | JXP- 9B | 2 | 4 | 6 | |
| | 11 | JXP- 10B | 3 | 0 | 3 | |
| | 12 | JXP- 11B | 1 | 1 | 2 | |
| | 13 | JXP- 12B | 1 | 0 | 1 | |
| | 14 | JXP- 13B | 1 | 0 | 1 | |
| | 15 | JXP- 14B | 0 | 1 | 1 | |
| | 16 | JXP- 15B | 0 | 1 | 1 | |
| | Fwd Pads - Bank 4 | 1 | | 1 | 0 | 1 |
| | Ret Pads - Bank 1 | 3 | JXP- 2B | 1 | 4 | 5 |
| 4 | | JXP- 3B | 1 | 5 | 6 | |
| 6 | | JXP- 5B | 5 | 2 | 7 | |
| 7 | | JXP- 6B | 0 | 3 | 3 | |
| 8 | | JXP- 7B | 2 | 1 | 3 | |
| 9 | | JXP- 8B | 1 | 2 | 3 | |
| 10 | | JXP- 9B | 1 | 0 | 1 | |

| | | | | | | |
|-------------------|----|---------|----------------|----|----|----|
| | 11 | JXP- | 10B | 3 | 2 | 5 |
| | 12 | JXP- | 11B | 0 | 2 | 2 |
| | 13 | JXP- | 12B | 0 | 4 | 4 |
| | 14 | JXP- | 13B | 1 | 0 | 1 |
| | 15 | JXP- | 14B | 0 | 1 | 1 |
| Ret Pads - Bank 4 | 1 | | | 1 | 0 | 1 |
| Fwd EQs - Bank 1 | 10 | SFE-87- | CS1 | 0 | 1 | 1 |
| | 11 | SFE-87- | 0 | 0 | 2 | 2 |
| | 13 | SFE-87- | 4 | 4 | 1 | 5 |
| | 14 | SFE-87- | 6 | 1 | 2 | 3 |
| | 15 | SFE-87- | 8 | 1 | 4 | 5 |
| | 16 | SFE-87- | 10 | 3 | 3 | 6 |
| | 17 | SFE-87- | 12 | 3 | 6 | 9 |
| | 18 | SFE-87- | 14 | 0 | 3 | 3 |
| | 19 | SFE-87- | 16 | 0 | 2 | 2 |
| | 20 | SFE-87- | 18 | 0 | 1 | 1 |
| | 21 | SFE-87- | 20 | 1 | 1 | 2 |
| | 22 | SFE-87- | 22 | 1 | 0 | 1 |
| | 23 | SFE-87- | FLAG | 1 | 0 | 1 |
| Fwd EQs - Bank 4 | 0 | | VOID | 1 | 0 | 1 |
| Ret EQs - Bank 1 | 1 | SRE-S- | 0 | 0 | 1 | 1 |
| | 2 | SRE-S- | 2 | 0 | 2 | 2 |
| | 3 | SRE-S- | 4 | 5 | 11 | 16 |
| | 4 | SRE-S- | 6 | 7 | 10 | 17 |
| | 5 | SRE-S- | 8 | 3 | 2 | 5 |
| Ret EQs - Bank 4 | 0 | | VOID | 1 | 0 | 1 |
| Inline EQs | 2 | | IN-LINE SPLICE | 2 | 31 | 33 |
| | 3 | | | 0 | 2 | 2 |
| 2-Port Taps | 2 | FFT2- | 20K | 0 | 1 | 1 |
| | 3 | FFT2- | 17K | 1 | 4 | 5 |
| | 4 | FFT2- | 14K | 0 | 1 | 1 |
| | 5 | FFT2- | 10K | 2 | 3 | 5 |
| | 6 | FFT2- | 7K | 0 | 1 | 1 |
| | 7 | FFT2- | 4TK | 4 | 6 | 10 |
| 4-Port Taps | 1 | FFT4- | 23K | 1 | 9 | 10 |
| | 2 | FFT4- | 20K | 7 | 19 | 26 |
| | 3 | FFT4- | 17K | 8 | 15 | 23 |
| | 4 | FFT4- | 14K | 13 | 14 | 27 |
| | 5 | FFT4- | 10K | 11 | 15 | 26 |
| | 6 | FFT4- | 7TK | 4 | 15 | 19 |
| 8-Port Taps | 1 | FFT8- | 23K | 0 | 3 | 3 |
| | 2 | FFT8- | 20K | 0 | 18 | 18 |
| | 3 | FFT8- | 17K | 0 | 8 | 8 |
| | 4 | FFT8- | 14K | 2 | 20 | 22 |
| | 5 | FFT8- | 10TK | 1 | 14 | 15 |
| Couplers | 1 | LPI100- | 1000 | 3 | 0 | 3 |
| | 2 | LLS102- | 1000 | 14 | 16 | 30 |

| | | | | | |
|-------------------|----|--------------------|-------|-------|-------|
| | 3 | LLS103-1000 | 4 | 0 | 4 |
| | 4 | LDC108-1000 | 5 | 1 | 6 |
| | 5 | LDC112-1000 | 1 | 2 | 3 |
| | 6 | LDC116-1000 | 3 | 0 | 3 |
| | 11 | MB-JMP | 14 | 12 | 26 |
| | 12 | MB-SP | 3 | 3 | 6 |
| | 13 | MB-DC/8 | 1 | 3 | 4 |
| | 16 | MDU-JMP | 9 | 0 | 9 |
| Power Supplies | 1 | XM 9015 | 3 | 0 | 3 |
| Miscellaneous | 1 | HTH Conn. | 27 | 51 | 78 |
| | 2 | Splice | 5 | 6 | 11 |
| | 3 | Term. | 24 | 20 | 44 |
| | 7 | SBH-1022 | 0 | 177 | 177 |
| | 8 | SBH- 1432 | 0 | 28 | 28 |
| General BOM Info. | | Housecount | 357 | 707 | 1064 |
| | | Ports | 214 | 884 | 1098 |
| | | Non-MDU Housecount | 133 | 707 | 840 |
| | | MDU Housecount | 224 | 0 | 224 |
| | | MDU Tap Ports | 0 | 0 | 0 |
| | | MDU Tap Ports Used | 9 | 0 | 9 |
| | | COM Housecount | 0 | 0 | 0 |
| | | COM Tap Ports | 0 | 0 | 0 |
| | | COM Tap Ports Used | 0 | 0 | 0 |
| | | Drop Sp. Ports | 0 | 0 | 0 |
| | | Non-Design HC | 0 | 0 | 0 |
| | | Trunk Amps | 12 | 13 | 25 |
| | | Line Extenders | 4 | 13 | 17 |
| | | Equalizers | 2 | 33 | 35 |
| | | Taps (2-Port) | 7 | 16 | 23 |
| | | Taps (4-Port) | 44 | 87 | 131 |
| | | Taps (6-Port) | 0 | 0 | 0 |
| | | Taps (8-Port) | 3 | 63 | 66 |
| | | Taps (total) | 54 | 166 | 220 |
| | | 2-Way Couplers | 44 | 37 | 81 |
| | | 3-Way Couplers | 4 | 0 | 4 |
| | | Strand/Trench | 18705 | 34593 | 53298 |
| | | Poles Used | 111 | 0 | 111 |
| Cables | 0 | 100 Series | 285 | 0 | 285 |
| | | Total EX QR715-AR | 285 | 0 | 285 |
| | 10 | NW QR715-AR | 18705 | 0 | 18705 |
| | | 100 Series | 8849 | 0 | 8849 |
| | | 300 Series | 978 | 0 | 978 |
| | | Total NW QR715-AR | 28532 | 0 | 28532 |
| | 1 | EX QR715-UG | 0 | 7581 | 7581 |
| | | 100 Series | 0 | 1530 | 1530 |
| | | Total EX QR715-UG | 0 | 9111 | 9111 |
| | 11 | NW QR715-UG | 0 | 24764 | 24764 |

| | | | | | |
|------------|----|-------------------|-----|-------|-------|
| | | 100 Series | 0 | 6150 | 6150 |
| | | 200 Series | 0 | 1894 | 1894 |
| | | 300 Series | 0 | 320 | 320 |
| | | 400 Series | 0 | 354 | 354 |
| | | Total NW QR715-UG | 0 | 33482 | 33482 |
| Connectors | 0 | QR 715 P-T | 21 | 0 | 21 |
| | 10 | QR 715 P-T | 156 | 0 | 156 |
| | 1 | QR 715 P-T | 0 | 95 | 95 |
| | 11 | QR 715 P-T | 0 | 299 | 299 |

Equipment For Network file: SEC-34.

Parameters: TACOMA-870D
 Actives: TACOMA-870D
 Taps: TACOMA-870D
 Couplers: TACOMA-870D
 Cables: TACOMA-870D

| Equipment type | Line # | Part Number | Ae - p1 | UG - p1 | Total - p1 |
|-------------------|-------------------|----------------|---------|---------|------------|
| Actives | 7 | BLE100-HSXH-F | 14 | 7 | 21 |
| | 8 | BLE100-HSXH-F | 2 | 2 | 4 |
| | 9 | BLE100-HSXH-F | 0 | 2 | 2 |
| | 22 | SG4-87SS-SXX | 1 | 0 | 1 |
| | 42 | MB100S-2HSXH-F | 4 | 1 | 5 |
| | 43 | MB100S-2HSXH-F | 2 | 2 | 4 |
| | 44 | MB100S-2HSXH-F | 5 | 1 | 6 |
| | 45 | MB100S-2HSXH-F | 2 | 0 | 2 |
| Reserve Gain | 7 | | 14 | 7 | 21 |
| | 8 | | 2 | 2 | 4 |
| | 9 | | 0 | 2 | 2 |
| | 22 | SG2-DFBT/* | 1 | 0 | 1 |
| | 42 | | 4 | 1 | 5 |
| | 43 | | 2 | 2 | 4 |
| | 44 | | 5 | 1 | 6 |
| | 45 | | 2 | 0 | 2 |
| Fwd Pads - Bank 1 | 2 | JXP- 1B | 2 | 0 | 2 |
| | 3 | JXP- 2B | 1 | 1 | 2 |
| | 4 | JXP- 3B | 3 | 3 | 6 |
| | 5 | JXP- 4B | 1 | 1 | 2 |
| | 6 | JXP- 5B | 2 | 0 | 2 |
| | 7 | JXP- 6B | 2 | 0 | 2 |
| | 8 | JXP- 7B | 3 | 2 | 5 |
| | 9 | JXP- 8B | 1 | 0 | 1 |
| | 10 | JXP- 9B | 5 | 2 | 7 |
| | 11 | JXP- 10B | 2 | 2 | 4 |
| | 12 | JXP- 11B | 2 | 1 | 3 |
| | 13 | JXP- 12B | 1 | 1 | 2 |
| | 14 | JXP- 13B | 1 | 0 | 1 |
| | 15 | JXP- 14B | 2 | 1 | 3 |
| | 16 | JXP- 15B | 1 | 1 | 2 |
| | Fwd Pads - Bank 4 | 1 | | 3 | 4 |
| Ret Pads - Bank 1 | 2 | JXP- 1T | 0 | 1 | 1 |
| | 3 | JXP- 2B | 1 | 0 | 1 |
| | 4 | JXP- 3B | 1 | 1 | 2 |
| | 5 | JXP- 4B | 2 | 2 | 4 |
| | 6 | JXP- 5B | 5 | 2 | 7 |
| | 7 | JXP- 6B | 6 | 0 | 6 |

| | | | | | | |
|-------------------|----|----------|----------------|----|----|----|
| | 8 | JXP- | 7B | 4 | 3 | 7 |
| | 9 | JXP- | 8B | 1 | 1 | 2 |
| | 10 | JXP- | 9B | 1 | 1 | 2 |
| | 11 | JXP- | 10B | 1 | 1 | 2 |
| | 12 | JXP- | 11B | 3 | 1 | 4 |
| | 13 | JXP- | 12B | 1 | 1 | 2 |
| | 14 | JXP- | 13B | 2 | 1 | 3 |
| | 16 | JXP- | 15B | 1 | 0 | 1 |
| Ret Pads - Bank 4 | 1 | | | 3 | 4 | 7 |
| Fwd EQs - Bank 1 | 8 | SFE-87- | CS3 | 2 | 0 | 2 |
| | 9 | SFE-87- | CS2 | 2 | 0 | 2 |
| | 10 | SFE-87- | CS1 | 3 | 1 | 4 |
| | 11 | SFE-87- | 0 | 0 | 1 | 1 |
| | 12 | SFE-87- | 2 | 4 | 3 | 7 |
| | 13 | SFE-87- | 4 | 0 | 3 | 3 |
| | 14 | SFE-87- | 6 | 4 | 1 | 5 |
| | 15 | SFE-87- | 8 | 3 | 3 | 6 |
| | 16 | SFE-87- | 10 | 3 | 0 | 3 |
| | 17 | SFE-87- | 12 | 1 | 0 | 1 |
| | 18 | SFE-87- | 14 | 2 | 1 | 3 |
| | 19 | SFE-87- | 16 | 0 | 1 | 1 |
| | 22 | SFE-87- | 22 | 1 | 1 | 2 |
| | 23 | SFE-87- | FLAG | 4 | 0 | 4 |
| Fwd EQs - Bank 4 | 0 | | VOID | 1 | 0 | 1 |
| Ret EQs - Bank 1 | 1 | SRE-S- | 0 | 3 | 0 | 3 |
| | 2 | SRE-S- | 2 | 4 | 5 | 9 |
| | 3 | SRE-S- | 4 | 11 | 8 | 19 |
| | 4 | SRE-S- | 6 | 6 | 1 | 7 |
| | 5 | SRE-S- | 8 | 4 | 1 | 5 |
| | 6 | SRE-S- | 10 | 1 | 0 | 1 |
| Ret EQs - Bank 4 | 0 | | VOID | 1 | 0 | 1 |
| FeederMakers | 1 | | | 1 | 0 | 1 |
| Inline EQs | 1 | LS-FEQR- | 862 | 1 | 0 | 1 |
| | 2 | | IN-LINE SPLICE | 6 | 13 | 19 |
| | 3 | | | 0 | 2 | 2 |
| | 5 | | | 1 | 1 | 2 |
| 2-Port Taps | 3 | FFT2- | 17K | 0 | 1 | 1 |
| | 4 | FFT2- | 14K | 1 | 2 | 3 |
| | 5 | FFT2- | 10K | 2 | 0 | 2 |
| | 6 | FFT2- | 7K | 0 | 4 | 4 |
| | 7 | FFT2- | 4TK | 8 | 3 | 11 |
| 4-Port Taps | 1 | FFT4- | 23K | 13 | 5 | 18 |
| | 2 | FFT4- | 20K | 17 | 3 | 20 |
| | 3 | FFT4- | 17K | 20 | 9 | 29 |
| | 4 | FFT4- | 14K | 23 | 7 | 30 |
| | 5 | FFT4- | 10K | 33 | 14 | 47 |
| | 6 | FFT4- | 7TK | 14 | 6 | 20 |

| | | | | | |
|-------------------|----|--------------------|-------|-------|-------|
| 8-Port Taps | 1 | FFT8-23K | 3 | 4 | 7 |
| | 2 | FFT8-20K | 1 | 3 | 4 |
| | 3 | FFT8-17K | 1 | 4 | 5 |
| | 4 | FFT8-14K | 2 | 10 | 12 |
| | 5 | FFT8-10TK | 1 | 8 | 9 |
| Couplers | 1 | LPI100-1000 | 1 | 2 | 3 |
| | 2 | LLS102-1000 | 10 | 6 | 16 |
| | 3 | LLS103-1000 | 6 | 5 | 11 |
| | 4 | LDC108-1000 | 16 | 1 | 17 |
| | 5 | LDC112-1000 | 1 | 0 | 1 |
| | 6 | LDC116-1000 | 2 | 1 | 3 |
| | 11 | MB-JMP | 17 | 4 | 21 |
| | 12 | MB-SP | 5 | 0 | 5 |
| | 13 | MB-DC/8 | 2 | 0 | 2 |
| Power Supplies | 1 | XM 9015 | 2 | 1 | 3 |
| Miscellaneous | 1 | HTH Conn. | 55 | 25 | 80 |
| | 2 | Splice | 2 | 3 | 5 |
| | 3 | Term. | 25 | 21 | 46 |
| | 7 | SBH-1022 | 0 | 96 | 96 |
| | 8 | SBH- 1432 | 0 | 16 | 16 |
| | 9 | PS6 | 0 | 1 | 1 |
| General BOM Info. | | Housecount | 310 | 315 | 625 |
| | | Ports | 566 | 428 | 994 |
| | | Non-MDU Housecount | 310 | 315 | 625 |
| | | MDU Housecount | 0 | 0 | 0 |
| | | MDU Tap Ports | 0 | 0 | 0 |
| | | MDU Tap Ports Used | 0 | 0 | 0 |
| | | COM Housecount | 0 | 0 | 0 |
| | | COM Tap Ports | 0 | 0 | 0 |
| | | COM Tap Ports Used | 0 | 0 | 0 |
| | | Drop Sp. Ports | 0 | 0 | 0 |
| | | Non-Design HC | 0 | 0 | 0 |
| | | Trunk Amps | 14 | 4 | 18 |
| | | Line Extenders | 16 | 11 | 27 |
| | | Equalizers | 8 | 16 | 24 |
| | | Taps (2-Port) | 11 | 10 | 21 |
| | | Taps (4-Port) | 120 | 44 | 164 |
| | | Taps (6-Port) | 0 | 0 | 0 |
| | | Taps (8-Port) | 8 | 29 | 37 |
| | | Taps (total) | 139 | 83 | 222 |
| | | 2-Way Couplers | 54 | 14 | 68 |
| | | 3-Way Couplers | 6 | 5 | 11 |
| | | Strand/Trench | 314 | 18795 | 19109 |
| | | Poles Used | 1 | 0 | 1 |
| Cables | 0 | 100 Series | 45554 | 0 | 45554 |
| | | Total EX QR715-AR | 45554 | 0 | 45554 |
| | 10 | 400 Series | 314 | 0 | 314 |

| | | | | | |
|------------|----|-------------------|-----|-------|-------|
| | | Total NW QR715-AR | 314 | 0 | 314 |
| | 1 | EX QR715-UG | 0 | 13416 | 13416 |
| | | 100 Series | 0 | 2573 | 2573 |
| | | 200 Series | 0 | 220 | 220 |
| | | Total EX QR715-UG | 0 | 16209 | 16209 |
| | 11 | 300 Series | 0 | 40 | 40 |
| | | 400 Series | 0 | 5159 | 5159 |
| | | Total NW QR715-UG | 0 | 5199 | 5199 |
| Connectors | 0 | QR 715 P-T | 323 | 0 | 323 |
| | 10 | QR 715 P-T | 2 | 0 | 2 |
| | 1 | QR 715 P-T | 0 | 161 | 161 |
| | 11 | QR 715 P-T | 0 | 54 | 54 |

Equipment For Network file: SEC-35.

Parameters: TACOMA-870D
 Actives: TACOMA-870D
 Taps: TACOMA-870D
 Couplers: TACOMA-870D
 Cables: TACOMA-870D

| Equipment type | Line # | Part Number | Ae - p1 | UG - p1 | Total - p1 | |
|-------------------|-------------------|----------------|----------|---------|------------|----|
| Actives | 4 | BLE87S/HTX-LXX | 8 | 2 | 10 | |
| | 5 | BLE87S/HAX-LXX | 1 | 2 | 3 | |
| | 7 | BLE100-HSXH-F | 1 | 1 | 2 | |
| | 8 | BLE100-HSXH-F | 0 | 1 | 1 | |
| | 22 | SG4-87SS-SXX | 1 | 0 | 1 | |
| | 33 | MB87S/XGAX-LXX | 5 | 0 | 5 | |
| | 34 | MB87S/XGAX-LXX | 6 | 0 | 6 | |
| | 35 | MB87S/XGAX-LXX | 4 | 0 | 4 | |
| | 42 | MB100S-2HSXH-F | 0 | 1 | 1 | |
| | 44 | MB100S-2HSXH-F | 0 | 1 | 1 | |
| | Reserve Gain | 4 | RA-KIT/L | 8 | 2 | 10 |
| | | 5 | RA-KIT/L | 1 | 2 | 3 |
| | | 7 | | 1 | 1 | 2 |
| | | 8 | | 0 | 1 | 1 |
| 22 | | SG2-DFBT/* | 1 | 0 | 1 | |
| 33 | | | 5 | 0 | 5 | |
| 34 | | | 6 | 0 | 6 | |
| 35 | | | 4 | 0 | 4 | |
| 42 | | | 0 | 1 | 1 | |
| 44 | | | 0 | 1 | 1 | |
| Fwd Pads - Bank 1 | 1 | JXP- Z | 2 | 1 | 3 | |
| | 2 | JXP- 1B | 1 | 1 | 2 | |
| | 3 | JXP- 2B | 2 | 1 | 3 | |
| | 4 | JXP- 3B | 1 | 0 | 1 | |
| | 5 | JXP- 4B | 3 | 0 | 3 | |
| | 6 | JXP- 5B | 3 | 0 | 3 | |
| | 7 | JXP- 6B | 3 | 0 | 3 | |
| | 8 | JXP- 7B | 3 | 0 | 3 | |
| | 10 | JXP- 9B | 1 | 0 | 1 | |
| | 11 | JXP- 10B | 3 | 0 | 3 | |
| | 12 | JXP- 11B | 1 | 1 | 2 | |
| | 13 | JXP- 12B | 0 | 2 | 2 | |
| | 14 | JXP- 13B | 1 | 0 | 1 | |
| | 15 | JXP- 14B | 1 | 1 | 2 | |
| | 16 | JXP- 15B | 0 | 1 | 1 | |
| | Fwd Pads - Bank 4 | 1 | | 3 | 0 | 3 |
| Ret Pads - Bank 1 | 1 | JXP- Z | 0 | 1 | 1 | |
| | 3 | JXP- 2B | 3 | 1 | 4 | |

| | | | | | | |
|-------------------|----|---------|----------------|----|---|----|
| | 4 | JXP- | 3B | 6 | 0 | 6 |
| | 5 | JXP- | 4B | 3 | 0 | 3 |
| | 6 | JXP- | 5B | 5 | 1 | 6 |
| | 7 | JXP- | 6B | 3 | 0 | 3 |
| | 8 | JXP- | 7B | 3 | 1 | 4 |
| | 9 | JXP- | 8B | 0 | 1 | 1 |
| | 10 | JXP- | 9B | 2 | 3 | 5 |
| Ret Pads - Bank 4 | 1 | | | 3 | 0 | 3 |
| Fwd EQs - Bank 1 | 10 | SFE-87- | CS1 | 1 | 2 | 3 |
| | 11 | SFE-87- | 0 | 0 | 1 | 1 |
| | 13 | SFE-87- | 4 | 3 | 1 | 4 |
| | 14 | SFE-87- | 6 | 3 | 0 | 3 |
| | 15 | SFE-87- | 8 | 2 | 0 | 2 |
| | 16 | SFE-87- | 10 | 1 | 1 | 2 |
| | 17 | SFE-87- | 12 | 5 | 0 | 5 |
| | 18 | SFE-87- | 14 | 2 | 2 | 4 |
| | 19 | SFE-87- | 16 | 3 | 0 | 3 |
| | 20 | SFE-87- | 18 | 0 | 1 | 1 |
| | 21 | SFE-87- | 20 | 1 | 0 | 1 |
| | 22 | SFE-87- | 22 | 2 | 0 | 2 |
| | 23 | SFE-87- | FLAG | 2 | 0 | 2 |
| Fwd EQs - Bank 4 | 0 | | VOID | 1 | 0 | 1 |
| Ret EQs - Bank 1 | 2 | SRE-S- | 2 | 1 | 1 | 2 |
| | 3 | SRE-S- | 4 | 8 | 4 | 12 |
| | 4 | SRE-S- | 6 | 10 | 3 | 13 |
| | 5 | SRE-S- | 8 | 6 | 0 | 6 |
| Ret EQs - Bank 4 | 0 | | VOID | 1 | 0 | 1 |
| Feeder makers | 1 | | | 1 | 0 | 1 |
| Inline EQs | 2 | | IN-LINE SPLICE | 2 | 4 | 6 |
| | 3 | | | 0 | 2 | 2 |
| | 5 | | | 3 | 1 | 4 |
| 2-Port Taps | 2 | FFT2- | 20K | 1 | 0 | 1 |
| | 3 | FFT2- | 17K | 3 | 1 | 4 |
| | 4 | FFT2- | 14K | 6 | 4 | 10 |
| | 5 | FFT2- | 10K | 3 | 4 | 7 |
| | 6 | FFT2- | 7K | 2 | 2 | 4 |
| | 7 | FFT2- | 4TK | 5 | 6 | 11 |
| 4-Port Taps | 1 | FFT4- | 23K | 7 | 0 | 7 |
| | 2 | FFT4- | 20K | 19 | 0 | 19 |
| | 3 | FFT4- | 17K | 26 | 4 | 30 |
| | 4 | FFT4- | 14K | 16 | 3 | 19 |
| | 5 | FFT4- | 10K | 25 | 3 | 28 |
| | 6 | FFT4- | 7TK | 16 | 1 | 17 |
| 8-Port Taps | 1 | FFT8- | 23K | 0 | 1 | 1 |
| | 2 | FFT8- | 20K | 0 | 1 | 1 |
| | 3 | FFT8- | 17K | 0 | 1 | 1 |
| | 4 | FFT8- | 14K | 0 | 2 | 2 |

| | | | | | |
|-------------------|----|--------------------|-------|------|-------|
| | 5 | FFT8-10TK | 2 | 1 | 3 |
| Couplers | 1 | LPI100-1000 | 2 | 0 | 2 |
| | 2 | LLS102-1000 | 25 | 7 | 32 |
| | 3 | LLS103-1000 | 4 | 2 | 6 |
| | 4 | LDC108-1000 | 2 | 2 | 4 |
| | 5 | LDC112-1000 | 2 | 1 | 3 |
| | 6 | LDC116-1000 | 2 | 0 | 2 |
| | 11 | MB-JMP | 19 | 2 | 21 |
| | 12 | MB-SP | 8 | 0 | 8 |
| | 13 | MB-DC/8 | 1 | 1 | 2 |
| Power Supplies | 1 | XM 9015 | 2 | 0 | 2 |
| Miscellaneous | 1 | HTH Conn. | 44 | 11 | 55 |
| | 2 | Splice | 3 | 4 | 7 |
| | 3 | Term. | 33 | 19 | 52 |
| | 7 | SBH-1022 | 0 | 45 | 45 |
| | 8 | SBH- 1432 | 0 | 8 | 8 |
| General BOM Info. | | Housecount | 239 | 61 | 300 |
| | | Ports | 492 | 126 | 618 |
| | | Non-MDU Housecount | 239 | 61 | 300 |
| | | MDU Housecount | 0 | 0 | 0 |
| | | MDU Tap Ports | 0 | 0 | 0 |
| | | MDU Tap Ports Used | 0 | 0 | 0 |
| | | COM Housecount | 0 | 0 | 0 |
| | | COM Tap Ports | 0 | 0 | 0 |
| | | COM Tap Ports Used | 0 | 0 | 0 |
| | | Drop Sp. Ports | 0 | 0 | 0 |
| | | Non-Design HC | 0 | 0 | 0 |
| | | Trunk Amps | 16 | 2 | 18 |
| | | Line Extenders | 10 | 6 | 16 |
| | | Equalizers | 5 | 7 | 12 |
| | | Taps (2-Port) | 20 | 17 | 37 |
| | | Taps (4-Port) | 109 | 11 | 120 |
| | | Taps (6-Port) | 0 | 0 | 0 |
| | | Taps (8-Port) | 2 | 6 | 8 |
| | | Taps (total) | 131 | 34 | 165 |
| | | 2-Way Couplers | 61 | 13 | 74 |
| | | 3-Way Couplers | 4 | 2 | 6 |
| | | Strand/Trench | 35810 | 8249 | 44059 |
| | | Poles Used | 204 | 0 | 204 |
| Cables | 0 | EX QR715-AR | 35392 | 0 | 35392 |
| | | 100 Series | 11374 | 0 | 11374 |
| | | 400 Series | 330 | 0 | 330 |
| | | Total EX QR715-AR | 47096 | 0 | 47096 |
| | 10 | NW QR715-AR | 88 | 0 | 88 |
| | | Total NW QR715-AR | 88 | 0 | 88 |
| | 1 | EX QR715-UG | 0 | 8219 | 8219 |
| | | 100 Series | 0 | 1546 | 1546 |

| | | | | | |
|------------|----|-------------------|-----|------|------|
| | | Total EX QR715-UG | 0 | 9765 | 9765 |
| | 11 | NW QR715-UG | 0 | 5 | 5 |
| | | 200 Series | 0 | 25 | 25 |
| | | Total NW QR715-UG | 0 | 30 | 30 |
| Connectors | 0 | QR 715 P-T | 321 | 0 | 321 |
| | 10 | QR 715 P-T | 2 | 0 | 2 |
| | 1 | QR 715 P-T | 0 | 105 | 105 |
| | 11 | QR 715 P-T | 0 | 2 | 2 |

Equipment For Network file: SEC-36.

Parameters: TACOMA-870D
 Actives: TACOMA-870D
 Taps: TACOMA-870D
 Couplers: TACOMA-870D
 Cables: TACOMA-870D

| Equipment type | Line # | Part Number | Ae - p1 | UG - p1 | Total - p1 |
|-------------------|--------------|----------------|----------|---------|------------|
| Actives | 4 | BLE87S/HTX-LXX | 28 | 6 | 34 |
| | 7 | BLE100-HSXH-F | 1 | 1 | 2 |
| | 8 | BLE100-HSXH-F | 0 | 1 | 1 |
| | 14 | MBS/XGAX | 5 | 0 | 5 |
| | 15 | MBS/XGAX | 8 | 1 | 9 |
| | 16 | MBS/XGAX | 5 | 0 | 5 |
| | 17 | MBS/XGAX | 2 | 0 | 2 |
| | 22 | SG4-87SS-SXX | 1 | 0 | 1 |
| | 42 | MB100S-2HSXH-F | 1 | 0 | 1 |
| | Reserve Gain | 4 | RA-KIT/L | 28 | 6 |
| 7 | | | 1 | 1 | 2 |
| 8 | | | 0 | 1 | 1 |
| 14 | | | 5 | 0 | 5 |
| 15 | | | 8 | 1 | 9 |
| 16 | | | 5 | 0 | 5 |
| 17 | | | 2 | 0 | 2 |
| 22 | | SG2-DFBT/* | 1 | 0 | 1 |
| 42 | | | 1 | 0 | 1 |
| Fwd Pads - Bank 1 | | 1 | JXP- Z | 1 | 0 |
| | 2 | JXP- 1B | 1 | 0 | 1 |
| | 3 | JXP- 2B | 2 | 0 | 2 |
| | 4 | JXP- 3B | 5 | 0 | 5 |
| | 5 | JXP- 4B | 6 | 0 | 6 |
| | 6 | JXP- 5B | 5 | 1 | 6 |
| | 7 | JXP- 6B | 7 | 1 | 8 |
| | 8 | JXP- 7B | 4 | 0 | 4 |
| | 9 | JXP- 8B | 2 | 1 | 3 |
| | 10 | JXP- 9B | 5 | 0 | 5 |
| | 11 | JXP- 10B | 2 | 1 | 3 |
| | 12 | JXP- 11B | 4 | 0 | 4 |
| | 13 | JXP- 12B | 0 | 2 | 2 |
| | 14 | JXP- 13B | 2 | 0 | 2 |
| | 15 | JXP- 14B | 4 | 0 | 4 |
| | 16 | JXP- 15B | 0 | 3 | 3 |
| Fwd Pads - Bank 4 | 1 | | 25 | 0 | 25 |
| Ret Pads - Bank 1 | 1 | JXP- Z | 2 | 0 | 2 |
| | 3 | JXP- 2B | 3 | 0 | 3 |
| | 4 | JXP- 3B | 6 | 1 | 7 |

| | | | | | | |
|-------------------|----|---------|--------|----|---|----|
| | 5 | JXP- | 4B | 7 | 1 | 8 |
| | 6 | JXP- | 5B | 6 | 2 | 8 |
| | 7 | JXP- | 6B | 10 | 3 | 13 |
| | 8 | JXP- | 7B | 2 | 1 | 3 |
| | 9 | JXP- | 8B | 6 | 1 | 7 |
| | 10 | JXP- | 9B | 5 | 0 | 5 |
| | 11 | JXP- | 10B | 2 | 0 | 2 |
| | 13 | JXP- | 12B | 1 | 0 | 1 |
| Ret Pads - Bank 4 | 1 | | | 25 | 0 | 25 |
| Fwd EQs - Bank 1 | 6 | SFE-87- | CS5 | 0 | 1 | 1 |
| | 7 | SFE-87- | CS4 | 0 | 1 | 1 |
| | 9 | SFE-87- | CS2 | 0 | 2 | 2 |
| | 10 | SFE-87- | CS1 | 2 | 0 | 2 |
| | 11 | SFE-87- | 0 | 2 | 0 | 2 |
| | 12 | SFE-87- | 2 | 3 | 2 | 5 |
| | 13 | SFE-87- | 4 | 5 | 1 | 6 |
| | 14 | SFE-87- | 6 | 7 | 1 | 8 |
| | 15 | SFE-87- | 8 | 7 | 1 | 8 |
| | 16 | SFE-87- | 10 | 7 | 0 | 7 |
| | 17 | SFE-87- | 12 | 4 | 0 | 4 |
| | 18 | SFE-87- | 14 | 2 | 0 | 2 |
| | 19 | SFE-87- | 16 | 2 | 0 | 2 |
| | 20 | SFE-87- | 18 | 5 | 0 | 5 |
| | 21 | SFE-87- | 20 | 4 | 0 | 4 |
| Fwd EQs - Bank 4 | 0 | | VOID | 1 | 0 | 1 |
| Ret EQs - Bank 1 | 1 | SRE-S- | 0 | 0 | 2 | 2 |
| | 2 | SRE-S- | 2 | 8 | 3 | 11 |
| | 3 | SRE-S- | 4 | 17 | 4 | 21 |
| | 4 | SRE-S- | 6 | 12 | 0 | 12 |
| | 5 | SRE-S- | 8 | 13 | 0 | 13 |
| Ret EQs - Bank 4 | 0 | | VOID | 1 | 0 | 1 |
| Inline EQs | 2 | IN-LINE | SPLICE | 2 | 3 | 5 |
| 2-Port Taps | 2 | FFT2- | 20K | 1 | 1 | 2 |
| | 3 | FFT2- | 17K | 2 | 0 | 2 |
| | 4 | FFT2- | 14K | 3 | 0 | 3 |
| | 5 | FFT2- | 10K | 2 | 1 | 3 |
| | 6 | FFT2- | 7K | 3 | 0 | 3 |
| | 7 | FFT2- | 4TK | 7 | 0 | 7 |
| 4-Port Taps | 1 | FFT4- | 23K | 21 | 2 | 23 |
| | 2 | FFT4- | 20K | 28 | 0 | 28 |
| | 3 | FFT4- | 17K | 55 | 4 | 59 |
| | 4 | FFT4- | 14K | 42 | 1 | 43 |
| | 5 | FFT4- | 10K | 41 | 3 | 44 |
| | 6 | FFT4- | 7TK | 20 | 2 | 22 |
| 6-Port Taps | 14 | | | 0 | 1 | 1 |
| 8-Port Taps | 1 | FFT8- | 23K | 1 | 0 | 1 |
| | 2 | FFT8- | 20K | 0 | 1 | 1 |

| | | | | | |
|-------------------|----|--------------------|-------|------|-------|
| | 3 | FFT8-17K | 1 | 3 | 4 |
| | 4 | FFT8-14K | 4 | 10 | 14 |
| | 5 | FFT8-10TK | 0 | 17 | 17 |
| Couplers | 1 | LPI100-1000 | 2 | 0 | 2 |
| | 2 | LLS102-1000 | 25 | 6 | 31 |
| | 3 | LLS103-1000 | 10 | 11 | 21 |
| | 4 | LDC108-1000 | 1 | 1 | 2 |
| | 6 | LDC116-1000 | 5 | 0 | 5 |
| | 11 | MB-JMP | 25 | 1 | 26 |
| | 12 | MB-SP | 15 | 2 | 17 |
| Power Supplies | 16 | MDU-JMP | 29 | 0 | 29 |
| | 1 | XM 9015 | 4 | 0 | 4 |
| Miscellaneous | 1 | HTH Conn. | 69 | 21 | 90 |
| | 2 | Splice | 0 | 2 | 2 |
| | 3 | Term. | 52 | 23 | 75 |
| | 7 | SBH-1022 | 0 | 48 | 48 |
| | 8 | SBH- 1432 | 0 | 10 | 10 |
| General BOM Info. | | Housecount | 459 | 216 | 675 |
| | | Ports | 912 | 306 | 1218 |
| | | Non-MDU Housecount | 459 | 46 | 505 |
| | | MDU Housecount | 0 | 170 | 170 |
| | | MDU Tap Ports | 0 | 224 | 224 |
| | | MDU Tap Ports Used | 0 | 29 | 29 |
| | | COM Housecount | 0 | 0 | 0 |
| | | COM Tap Ports | 0 | 0 | 0 |
| | | COM Tap Ports Used | 0 | 0 | 0 |
| | | Drop Sp. Ports | 0 | 0 | 0 |
| | | Non-Design HC | 0 | 0 | 0 |
| | | Trunk Amps | 22 | 1 | 23 |
| | | Line Extenders | 29 | 8 | 37 |
| | | Equalizers | 2 | 3 | 5 |
| | | Taps (2-Port) | 18 | 2 | 20 |
| | | Taps (4-Port) | 207 | 12 | 219 |
| | | Taps (6-Port) | 0 | 1 | 1 |
| | | Taps (8-Port) | 6 | 31 | 37 |
| | | Taps (total) | 231 | 46 | 277 |
| | | 2-Way Couplers | 73 | 10 | 83 |
| | | 3-Way Couplers | 10 | 11 | 21 |
| | | Strand/Trench | 51700 | 9137 | 60837 |
| | | Poles Used | 311 | 0 | 311 |
| Cables | 0 | EX QR715-AR | 48939 | 0 | 48939 |
| | | 100 Series | 29031 | 0 | 29031 |
| | | Total EX QR715-AR | 77970 | 0 | 77970 |
| | 10 | NW QR715-AR | 2761 | 0 | 2761 |
| | | 100 Series | 2292 | 0 | 2292 |
| | | 300 Series | 164 | 0 | 164 |
| | | Total NW QR715-AR | 5217 | 0 | 5217 |

| | | | | | |
|------------|----|-------------------|-----|------|------|
| | 1 | EX QR715-UG | 0 | 3984 | 3984 |
| | | 100 Series | 0 | 204 | 204 |
| | | 200 Series | 0 | 310 | 310 |
| | | Total EX QR715-UG | 0 | 4498 | 4498 |
| | 11 | NW QR715-UG | 0 | 386 | 386 |
| | | 200 Series | 0 | 72 | 72 |
| | | 400 Series | 0 | 4385 | 4385 |
| | | 500 Series | 0 | 387 | 387 |
| | | Total NW QR715-UG | 0 | 5230 | 5230 |
| Connectors | 0 | QR 715 P-T | 533 | 0 | 533 |
| | 10 | QR 715 P-T | 52 | 0 | 52 |
| | 1 | QR 715 P-T | 0 | 30 | 30 |
| | 11 | QR 715 P-T | 0 | 82 | 82 |

Equipment For Network file: SEC-37.

Parameters: TACOMA-870D
 Actives: TACOMA-870D
 Taps: TACOMA-870D
 Couplers: TACOMA-870D
 Cables: TACOMA-870D

| Equipment type | Line # | Part Number | Ae - p1 | UG - p1 | Total - p1 | |
|-------------------|-------------------|----------------|-------------|---------|------------|---|
| Actives | 4 | BLE87S/HTX-LXX | 20 | 1 | 21 | |
| | 5 | BLE87S/HAX-LXX | 1 | 0 | 1 | |
| | 14 | MBS/XGAX | 4 | 0 | 4 | |
| | 15 | MBS/XGAX | 6 | 0 | 6 | |
| | 16 | MBS/XGAX | 3 | 0 | 3 | |
| | 22 | SG4-87SS-SXX | 1 | 0 | 1 | |
| Reserve Gain | 4 | RA-KIT/L | 20 | 1 | 21 | |
| | 5 | RA-KIT/L | 1 | 0 | 1 | |
| | 14 | | 4 | 0 | 4 | |
| | 15 | | 6 | 0 | 6 | |
| | 16 | | 3 | 0 | 3 | |
| | 22 | SG2-DFBT/* | 1 | 0 | 1 | |
| Fwd Pads - Bank 1 | 2 | JXP- 1B | 2 | 0 | 2 | |
| | 3 | JXP- 2B | 1 | 0 | 1 | |
| | 5 | JXP- 4B | 1 | 0 | 1 | |
| | 6 | JXP- 5B | 2 | 1 | 3 | |
| | 7 | JXP- 6B | 2 | 0 | 2 | |
| | 8 | JXP- 7B | 2 | 0 | 2 | |
| | 9 | JXP- 8B | 2 | 0 | 2 | |
| | 10 | JXP- 9B | 6 | 0 | 6 | |
| | 11 | JXP- 10B | 5 | 0 | 5 | |
| | 12 | JXP- 11B | 5 | 0 | 5 | |
| | 13 | JXP- 12B | 2 | 0 | 2 | |
| | 15 | JXP- 14B | 3 | 0 | 3 | |
| | 16 | JXP- 15B | 1 | 0 | 1 | |
| Fwd Pads - Bank 4 | 1 | | 1 | 0 | 1 | |
| Ret Pads - Bank 1 | 3 | JXP- 2B | 5 | 0 | 5 | |
| | 4 | JXP- 3B | 7 | 0 | 7 | |
| | 5 | JXP- 4B | 3 | 0 | 3 | |
| | 6 | JXP- 5B | 5 | 0 | 5 | |
| | 7 | JXP- 6B | 4 | 0 | 4 | |
| | 8 | JXP- 7B | 2 | 1 | 3 | |
| | 9 | JXP- 8B | 3 | 0 | 3 | |
| | 10 | JXP- 9B | 3 | 0 | 3 | |
| | 12 | JXP- 11B | 2 | 0 | 2 | |
| | Ret Pads - Bank 4 | 1 | | 1 | 0 | 1 |
| | Fwd EQs - Bank 1 | 9 | SFE-87- CS2 | 1 | 0 | 1 |
| | | 11 | SFE-87- 0 | 8 | 0 | 8 |

| | | | | | | |
|-------------------|----|--------------------|----|-----|----|-----|
| | 12 | SFE-87- | 2 | 5 | 0 | 5 |
| | 13 | SFE-87- | 4 | 2 | 0 | 2 |
| | 14 | SFE-87- | 6 | 6 | 0 | 6 |
| | 15 | SFE-87- | 8 | 1 | 0 | 1 |
| | 16 | SFE-87- | 10 | 3 | 0 | 3 |
| | 17 | SFE-87- | 12 | 2 | 1 | 3 |
| | 18 | SFE-87- | 14 | 1 | 0 | 1 |
| | 20 | SFE-87- | 18 | 4 | 0 | 4 |
| | 21 | SFE-87- | 20 | 1 | 0 | 1 |
| Fwd EQs - Bank 4 | 0 | VOID | | 1 | 0 | 1 |
| Ret EQs - Bank 1 | 1 | SRE-S- | 0 | 1 | 0 | 1 |
| | 2 | SRE-S- | 2 | 10 | 0 | 10 |
| | 3 | SRE-S- | 4 | 9 | 0 | 9 |
| | 4 | SRE-S- | 6 | 8 | 1 | 9 |
| | 5 | SRE-S- | 8 | 6 | 0 | 6 |
| Ret EQs - Bank 4 | 0 | VOID | | 1 | 0 | 1 |
| 2-Port Taps | 4 | FFT2-14K | | 1 | 0 | 1 |
| | 5 | FFT2-10K | | 2 | 0 | 2 |
| | 7 | FFT2-4TK | | 7 | 1 | 8 |
| 4-Port Taps | 1 | FFT4-23K | | 11 | 0 | 11 |
| | 2 | FFT4-20K | | 17 | 1 | 18 |
| | 3 | FFT4-17K | | 45 | 3 | 48 |
| | 4 | FFT4-14K | | 38 | 1 | 39 |
| | 5 | FFT4-10K | | 44 | 2 | 46 |
| | 6 | FFT4-7TK | | 9 | 1 | 10 |
| 8-Port Taps | 4 | FFT8-14K | | 1 | 0 | 1 |
| Couplers | 1 | LPI100-1000 | | 4 | 0 | 4 |
| | 2 | LLS102-1000 | | 20 | 1 | 21 |
| | 3 | LLS103-1000 | | 10 | 0 | 10 |
| | 6 | LDC116-1000 | | 4 | 0 | 4 |
| | 11 | MB-JMP | | 16 | 0 | 16 |
| | 12 | MB-SP | | 9 | 0 | 9 |
| Power Supplies | 1 | XM 9015 | | 4 | 0 | 4 |
| Miscellaneous | 1 | HTH Conn. | | 56 | 3 | 59 |
| | 2 | Splice | | 1 | 2 | 3 |
| | 3 | Term. | | 47 | 5 | 52 |
| | 7 | SBH-1022 | | 0 | 9 | 9 |
| | 8 | SBH- 1432 | | 0 | 1 | 1 |
| General BOM Info. | | Housecount | | 315 | 15 | 330 |
| | | Ports | | 684 | 34 | 718 |
| | | Non-MDU Housecount | | 315 | 15 | 330 |
| | | MDU Housecount | | 0 | 0 | 0 |
| | | MDU Tap Ports | | 0 | 0 | 0 |
| | | MDU Tap Ports Used | | 0 | 0 | 0 |
| | | COM Housecount | | 0 | 0 | 0 |
| | | COM Tap Ports | | 0 | 0 | 0 |
| | | COM Tap Ports Used | | 0 | 0 | 0 |

| | | | | | |
|------------|----|-------------------|-------|------|-------|
| | | Drop Sp. Ports | 0 | 0 | 0 |
| | | Non-Design HC | 0 | 0 | 0 |
| | | Trunk Amps | 14 | 0 | 14 |
| | | Line Extenders | 21 | 1 | 22 |
| | | Equalizers | 0 | 0 | 0 |
| | | Taps (2-Port) | 10 | 1 | 11 |
| | | Taps (4-Port) | 164 | 8 | 172 |
| | | Taps (6-Port) | 0 | 0 | 0 |
| | | Taps (8-Port) | 1 | 0 | 1 |
| | | Taps (total) | 175 | 9 | 184 |
| | | 2-Way Couplers | 53 | 1 | 54 |
| | | 3-Way Couplers | 10 | 0 | 10 |
| | | Strand/Trench | 38882 | 3252 | 42134 |
| | | Poles Used | 237 | 0 | 237 |
| Cables | 0 | EX QR715-AR | 7038 | 0 | 7038 |
| | | 100 Series | 998 | 0 | 998 |
| | | Total EX QR715-AR | 8036 | 0 | 8036 |
| | 10 | NW QR715-AR | 31844 | 0 | 31844 |
| | | 100 Series | 15683 | 0 | 15683 |
| | | Total NW QR715-AR | 47527 | 0 | 47527 |
| | 11 | NW QR715-UG | 0 | 2992 | 2992 |
| | | 200 Series | 0 | 260 | 260 |
| | | Total NW QR715-UG | 0 | 3252 | 3252 |
| Connectors | 0 | QR 715 P-T | 69 | 0 | 69 |
| | 10 | QR 715 P-T | 326 | 0 | 326 |
| | 11 | QR 715 P-T | 0 | 18 | 18 |

Equipment For Network file: SEC-38.

Parameters: TACOMA-870D
 Actives: TACOMA-870D
 Taps: TACOMA-870D
 Couplers: TACOMA-870D
 Cables: TACOMA-870D

| Equipment type | Line # | Part Number | Ae - p1 | UG - p1 | Total - p1 | |
|-------------------|-------------------|----------------|---------|---------|------------|---|
| Actives | 7 | BLE100-HSXH-F | 11 | 10 | 21 | |
| | 8 | BLE100-HSXH-F | 0 | 2 | 2 | |
| | 22 | SG4-87SS-SXX | 1 | 0 | 1 | |
| | 42 | MB100S-2HSXH-F | 6 | 1 | 7 | |
| | 43 | MB100S-2HSXH-F | 3 | 4 | 7 | |
| | 44 | MB100S-2HSXH-F | 2 | 0 | 2 | |
| | 45 | MB100S-2HSXH-F | 1 | 0 | 1 | |
| Reserve Gain | 7 | | 11 | 10 | 21 | |
| | 8 | | 0 | 2 | 2 | |
| | 22 | SG2-DFBT/* | 1 | 0 | 1 | |
| | 42 | | 6 | 1 | 7 | |
| | 43 | | 3 | 4 | 7 | |
| | 44 | | 2 | 0 | 2 | |
| | 45 | | 1 | 0 | 1 | |
| Fwd Pads - Bank 1 | 2 | JXP- 1B | 2 | 0 | 2 | |
| | 3 | JXP- 2B | 3 | 2 | 5 | |
| | 4 | JXP- 3B | 2 | 0 | 2 | |
| | 6 | JXP- 5B | 2 | 0 | 2 | |
| | 7 | JXP- 6B | 0 | 1 | 1 | |
| | 8 | JXP- 7B | 0 | 3 | 3 | |
| | 9 | JXP- 8B | 2 | 0 | 2 | |
| | 10 | JXP- 9B | 2 | 3 | 5 | |
| | 11 | JXP- 10B | 2 | 2 | 4 | |
| | 12 | JXP- 11B | 1 | 2 | 3 | |
| | 13 | JXP- 12B | 6 | 2 | 8 | |
| | 14 | JXP- 13B | 1 | 2 | 3 | |
| | Fwd Pads - Bank 4 | 1 | | 1 | 0 | 1 |
| | Ret Pads - Bank 1 | 3 | JXP- 2B | 1 | 0 | 1 |
| 4 | | JXP- 3B | 1 | 0 | 1 | |
| 5 | | JXP- 4B | 1 | 0 | 1 | |
| 6 | | JXP- 5B | 0 | 1 | 1 | |
| 7 | | JXP- 6B | 5 | 2 | 7 | |
| 8 | | JXP- 7B | 4 | 1 | 5 | |
| 9 | | JXP- 8B | 0 | 1 | 1 | |
| 10 | | JXP- 9B | 2 | 3 | 5 | |
| 11 | | JXP- 10B | 4 | 4 | 8 | |
| 12 | | JXP- 11B | 2 | 0 | 2 | |
| 13 | | JXP- 12B | 2 | 1 | 3 | |

| | | | | | | |
|-------------------|----|---------|----------------|----|----|----|
| | 14 | JXP- | 13B | 1 | 3 | 4 |
| | 15 | JXP- | 14B | 0 | 1 | 1 |
| Ret Pads - Bank 4 | 1 | | | 1 | 0 | 1 |
| Fwd EQs - Bank 1 | 11 | SFE-87- | 0 | 4 | 0 | 4 |
| | 12 | SFE-87- | 2 | 2 | 1 | 3 |
| | 13 | SFE-87- | 4 | 3 | 3 | 6 |
| | 14 | SFE-87- | 6 | 2 | 5 | 7 |
| | 15 | SFE-87- | 8 | 0 | 2 | 2 |
| | 16 | SFE-87- | 10 | 0 | 3 | 3 |
| | 17 | SFE-87- | 12 | 2 | 1 | 3 |
| | 18 | SFE-87- | 14 | 2 | 0 | 2 |
| | 19 | SFE-87- | 16 | 1 | 1 | 2 |
| | 20 | SFE-87- | 18 | 1 | 1 | 2 |
| | 21 | SFE-87- | 20 | 3 | 0 | 3 |
| | 22 | SFE-87- | 22 | 3 | 0 | 3 |
| Fwd EQs - Bank 4 | 0 | | VOID | 1 | 0 | 1 |
| Ret EQs - Bank 1 | 1 | SRE-S- | 0 | 2 | 0 | 2 |
| | 2 | SRE-S- | 2 | 3 | 1 | 4 |
| | 3 | SRE-S- | 4 | 6 | 10 | 16 |
| | 4 | SRE-S- | 6 | 3 | 4 | 7 |
| | 5 | SRE-S- | 8 | 9 | 2 | 11 |
| Ret EQs - Bank 4 | 0 | | VOID | 1 | 0 | 1 |
| Inline EQs | 2 | | IN-LINE SPLICE | 4 | 9 | 13 |
| 2-Port Taps | 4 | | FFT2-14K | 0 | 1 | 1 |
| | 5 | | FFT2-10K | 1 | 0 | 1 |
| | 6 | | FFT2-7K | 0 | 1 | 1 |
| | 7 | | FFT2-4TK | 4 | 2 | 6 |
| 4-Port Taps | 1 | | FFT4-23K | 10 | 3 | 13 |
| | 2 | | FFT4-20K | 8 | 9 | 17 |
| | 3 | | FFT4-17K | 24 | 13 | 37 |
| | 4 | | FFT4-14K | 21 | 8 | 29 |
| | 5 | | FFT4-10K | 25 | 10 | 35 |
| | 6 | | FFT4-7TK | 9 | 5 | 14 |
| 8-Port Taps | 1 | | FFT8-23K | 0 | 6 | 6 |
| | 2 | | FFT8-20K | 0 | 4 | 4 |
| | 3 | | FFT8-17K | 0 | 3 | 3 |
| | 4 | | FFT8-14K | 3 | 8 | 11 |
| | 5 | | FFT8-10TK | 2 | 3 | 5 |
| Couplers | 1 | | LPI100-1000 | 4 | 0 | 4 |
| | 2 | | LLS102-1000 | 13 | 9 | 22 |
| | 3 | | LLS103-1000 | 6 | 1 | 7 |
| | 4 | | LDC108-1000 | 4 | 1 | 5 |
| | 5 | | LDC112-1000 | 0 | 1 | 1 |
| | 6 | | LDC116-1000 | 4 | 0 | 4 |
| | 11 | | MB-JMP | 14 | 5 | 19 |
| | 12 | | MB-SP | 9 | 3 | 12 |
| Power Supplies | 1 | | XM 9015 | 4 | 0 | 4 |

| | | | | | |
|-------------------|-------------------|--------------------|-------|-------|-------|
| Miscellaneous | 1 | HTH Conn. | 32 | 25 | 57 |
| | 2 | Splice | 6 | 4 | 10 |
| | 3 | Term. | 30 | 23 | 53 |
| | 7 | SBH-1022 | 0 | 76 | 76 |
| | 8 | SBH- 1432 | 0 | 19 | 19 |
| General BOM Info. | | Housecount | 246 | 308 | 554 |
| | | Ports | 438 | 392 | 830 |
| | | Non-MDU Housecount | 246 | 308 | 554 |
| | | MDU Housecount | 0 | 0 | 0 |
| | | MDU Tap Ports | 0 | 0 | 0 |
| | | MDU Tap Ports Used | 0 | 0 | 0 |
| | | COM Housecount | 0 | 0 | 0 |
| | | COM Tap Ports | 0 | 0 | 0 |
| | | COM Tap Ports Used | 0 | 0 | 0 |
| | | Drop Sp. Ports | 0 | 0 | 0 |
| | | Non-Design HC | 0 | 0 | 0 |
| | | Trunk Amps | 13 | 5 | 18 |
| | | Line Extenders | 11 | 12 | 23 |
| | | Equalizers | 4 | 9 | 13 |
| | | Taps (2-Port) | 5 | 4 | 9 |
| | | Taps (4-Port) | 97 | 48 | 145 |
| | | Taps (6-Port) | 0 | 0 | 0 |
| | | Taps (8-Port) | 5 | 24 | 29 |
| | | Taps (total) | 107 | 76 | 183 |
| | | 2-Way Couplers | 48 | 19 | 67 |
| | | 3-Way Couplers | 6 | 1 | 7 |
| | | Strand/Trench | 21491 | 17518 | 39009 |
| | | Poles Used | 135 | 0 | 135 |
| Cables | 0 | EX QR715-AR | 21395 | 0 | 21395 |
| | | 100 Series | 17986 | 0 | 17986 |
| | | 400 Series | 96 | 0 | 96 |
| | | Total EX QR715-AR | 39477 | 0 | 39477 |
| | 1 | EX QR715-UG | 0 | 16659 | 16659 |
| | | 100 Series | 0 | 2944 | 2944 |
| | | 400 Series | 0 | 859 | 859 |
| | | 500 Series | 0 | 10 | 10 |
| | Total EX QR715-UG | 0 | 20472 | 20472 | |
| Connectors | 0 | QR 715 P-T | 270 | 0 | 270 |
| | 1 | QR 715 P-T | 0 | 183 | 183 |

Equipment For Network file: SEC-39.

Parameters: TACOMA-870D
 Actives: TACOMA-870D
 Taps: TACOMA-870D
 Couplers: TACOMA-870D
 Cables: TACOMA-870D

| Equipment type | Line # | Part Number | Ae - p1 | UG - p1 | Total - p1 |
|-------------------|----------|----------------|---------|---------|------------|
| Actives | 7 | BLE100-HSXH-F | 5 | 11 | 16 |
| | 8 | BLE100-HSXH-F | 1 | 1 | 2 |
| | 9 | BLE100-HSXH-F | 0 | 1 | 1 |
| | 22 | SG4-87SS-SXX | 1 | 0 | 1 |
| | 42 | MB100S-2HSXH-F | 6 | 1 | 7 |
| | 43 | MB100S-2HSXH-F | 5 | 6 | 11 |
| | 44 | MB100S-2HSXH-F | 2 | 3 | 5 |
| | 45 | MB100S-2HSXH-F | 0 | 2 | 2 |
| Reserve Gain | 7 | | 5 | 11 | 16 |
| | 8 | | 1 | 1 | 2 |
| | 9 | | 0 | 1 | 1 |
| | 22 | SG2-DFBT/* | 1 | 0 | 1 |
| | 42 | | 6 | 1 | 7 |
| | 43 | | 5 | 6 | 11 |
| | 44 | | 2 | 3 | 5 |
| Fwd Pads - Bank 1 | 45 | | 0 | 2 | 2 |
| | 1 | JXP- Z | 0 | 1 | 1 |
| | 2 | JXP- 1B | 0 | 1 | 1 |
| | 3 | JXP- 2B | 1 | 3 | 4 |
| | 4 | JXP- 3B | 4 | 0 | 4 |
| | 5 | JXP- 4B | 2 | 2 | 4 |
| | 6 | JXP- 5B | 2 | 1 | 3 |
| | 7 | JXP- 6B | 1 | 1 | 2 |
| | 8 | JXP- 7B | 0 | 2 | 2 |
| | 9 | JXP- 8B | 1 | 1 | 2 |
| | 10 | JXP- 9B | 2 | 2 | 4 |
| | 11 | JXP- 10B | 3 | 2 | 5 |
| | 12 | JXP- 11B | 0 | 2 | 2 |
| | 13 | JXP- 12B | 0 | 2 | 2 |
| | 14 | JXP- 13B | 1 | 2 | 3 |
| | 15 | JXP- 14B | 1 | 1 | 2 |
| 16 | JXP- 15B | 1 | 2 | 3 | |
| Fwd Pads - Bank 4 | 1 | | 1 | 0 | 1 |
| Ret Pads - Bank 1 | 2 | JXP- 1T | 0 | 1 | 1 |
| | 3 | JXP- 2B | 0 | 1 | 1 |
| | 5 | JXP- 4B | 1 | 0 | 1 |
| | 6 | JXP- 5B | 2 | 0 | 2 |
| | 7 | JXP- 6B | 0 | 3 | 3 |

| | | | | | | |
|-------------------|----|---------|----------------|----|----|----|
| | 8 | JXP- | 7B | 3 | 2 | 5 |
| | 9 | JXP- | 8B | 3 | 4 | 7 |
| | 10 | JXP- | 9B | 6 | 4 | 10 |
| | 11 | JXP- | 10B | 2 | 5 | 7 |
| | 12 | JXP- | 11B | 0 | 2 | 2 |
| | 13 | JXP- | 12B | 1 | 1 | 2 |
| | 14 | JXP- | 13B | 1 | 2 | 3 |
| Ret Pads - Bank 4 | 1 | | | 1 | 0 | 1 |
| Fwd EQs - Bank 1 | 9 | SFE-87- | CS2 | 1 | 0 | 1 |
| | 12 | SFE-87- | 2 | 0 | 2 | 2 |
| | 13 | SFE-87- | 4 | 3 | 9 | 12 |
| | 14 | SFE-87- | 6 | 1 | 2 | 3 |
| | 15 | SFE-87- | 8 | 3 | 1 | 4 |
| | 16 | SFE-87- | 10 | 1 | 2 | 3 |
| | 17 | SFE-87- | 12 | 0 | 1 | 1 |
| | 18 | SFE-87- | 14 | 0 | 4 | 4 |
| | 19 | SFE-87- | 16 | 3 | 0 | 3 |
| | 20 | SFE-87- | 18 | 4 | 3 | 7 |
| | 21 | SFE-87- | 20 | 2 | 1 | 3 |
| | 23 | SFE-87- | FLAG | 1 | 0 | 1 |
| Fwd EQs - Bank 4 | 0 | | VOID | 1 | 0 | 1 |
| Ret EQs - Bank 1 | 2 | SRE-S- | 2 | 2 | 6 | 8 |
| | 3 | SRE-S- | 4 | 6 | 9 | 15 |
| | 4 | SRE-S- | 6 | 4 | 6 | 10 |
| | 5 | SRE-S- | 8 | 7 | 4 | 11 |
| Ret EQs - Bank 4 | 0 | | VOID | 1 | 0 | 1 |
| Inline EQs | 2 | | IN-LINE SPLICE | 6 | 19 | 25 |
| 2-Port Taps | 2 | | FFT2-20K | 2 | 4 | 6 |
| | 3 | | FFT2-17K | 3 | 0 | 3 |
| | 4 | | FFT2-14K | 4 | 4 | 8 |
| | 5 | | FFT2-10K | 3 | 3 | 6 |
| | 6 | | FFT2-7K | 1 | 4 | 5 |
| | 7 | | FFT2-4TK | 4 | 6 | 10 |
| 4-Port Taps | 1 | | FFT4-23K | 7 | 3 | 10 |
| | 2 | | FFT4-20K | 6 | 8 | 14 |
| | 3 | | FFT4-17K | 20 | 18 | 38 |
| | 4 | | FFT4-14K | 17 | 16 | 33 |
| | 5 | | FFT4-10K | 15 | 11 | 26 |
| | 6 | | FFT4-7TK | 5 | 8 | 13 |
| 8-Port Taps | 1 | | FFT8-23K | 0 | 5 | 5 |
| | 2 | | FFT8-20K | 0 | 11 | 11 |
| | 3 | | FFT8-17K | 0 | 11 | 11 |
| | 4 | | FFT8-14K | 0 | 11 | 11 |
| | 5 | | FFT8-10TK | 3 | 16 | 19 |
| Couplers | 1 | | LPI100-1000 | 2 | 2 | 4 |
| | 2 | | LLS102-1000 | 18 | 15 | 33 |
| | 3 | | LLS103-1000 | 6 | 2 | 8 |

| | | | | | |
|-------------------|----|--------------------|-------|-------|-------|
| | 4 | LDC108-1000 | 3 | 2 | 5 |
| | 5 | LDC112-1000 | 0 | 1 | 1 |
| | 6 | LDC116-1000 | 2 | 2 | 4 |
| | 11 | MB-JMP | 16 | 12 | 28 |
| | 12 | MB-SP | 7 | 7 | 14 |
| Power Supplies | 1 | XM 9015 | 2 | 2 | 4 |
| Miscellaneous | 1 | HTH Conn. | 26 | 34 | 60 |
| | 2 | Splice | 8 | 4 | 12 |
| | 3 | Term. | 29 | 30 | 59 |
| | 7 | SBH-1022 | 0 | 150 | 150 |
| | 8 | SBH- 1432 | 0 | 30 | 30 |
| | 9 | PS6 | 0 | 6 | 6 |
| General BOM Info. | | Housecount | 236 | 546 | 782 |
| | | Ports | 338 | 730 | 1068 |
| | | Non-MDU Housecount | 236 | 546 | 782 |
| | | MDU Housecount | 0 | 0 | 0 |
| | | MDU Tap Ports | 0 | 0 | 0 |
| | | MDU Tap Ports Used | 0 | 0 | 0 |
| | | COM Housecount | 0 | 0 | 0 |
| | | COM Tap Ports | 0 | 0 | 0 |
| | | COM Tap Ports Used | 0 | 0 | 0 |
| | | Drop Sp. Ports | 0 | 0 | 0 |
| | | Non-Design HC | 0 | 0 | 0 |
| | | Trunk Amps | 14 | 12 | 26 |
| | | Line Extenders | 6 | 13 | 19 |
| | | Equalizers | 6 | 19 | 25 |
| | | Taps (2-Port) | 17 | 21 | 38 |
| | | Taps (4-Port) | 70 | 64 | 134 |
| | | Taps (6-Port) | 0 | 0 | 0 |
| | | Taps (8-Port) | 3 | 54 | 57 |
| | | Taps (total) | 90 | 139 | 229 |
| | | 2-Way Couplers | 48 | 41 | 89 |
| | | 3-Way Couplers | 6 | 2 | 8 |
| | | Strand/Trench | 23071 | 32199 | 55270 |
| | | Poles Used | 143 | 0 | 143 |
| Cables | 0 | 100 Series | 113 | 0 | 113 |
| | | Total EX QR715-AR | 113 | 0 | 113 |
| | 10 | NW QR715-AR | 22861 | 0 | 22861 |
| | | 100 Series | 13887 | 0 | 13887 |
| | | 200 Series | 100 | 0 | 100 |
| | | 300 Series | 148 | 0 | 148 |
| | | 400 Series | 110 | 0 | 110 |
| | | Total NW QR715-AR | 37106 | 0 | 37106 |
| | 1 | EX QR715-UG | 0 | 1115 | 1115 |
| | | 100 Series | 0 | 80 | 80 |
| | | Total EX QR715-UG | 0 | 1195 | 1195 |
| | 11 | NW QR715-UG | 0 | 27734 | 27734 |

| | | | | | |
|------------|----|-------------------|-----|-------|-------|
| | | 100 Series | 0 | 5396 | 5396 |
| | | 200 Series | 0 | 2297 | 2297 |
| | | 300 Series | 0 | 915 | 915 |
| | | 400 Series | 0 | 1053 | 1053 |
| | | 500 Series | 0 | 80 | 80 |
| | | Total NW QR715-UG | 0 | 37475 | 37475 |
| Connectors | 0 | QR 715 P-T | 3 | 0 | 3 |
| | 10 | QR 715 P-T | 228 | 0 | 228 |
| | 1 | QR 715 P-T | 0 | 9 | 9 |
| | 11 | QR 715 P-T | 0 | 331 | 331 |

Equipment For Network file: SEC-40.

Parameters: TACOMA-870D
 Actives: TACOMA-870D
 Taps: TACOMA-870D
 Couplers: TACOMA-870D
 Cables: TACOMA-870D

| Equipment type | Line # | Part Number | Ae - p1 | UG - p1 | Total - p1 |
|-------------------|--------------|----------------|----------|---------|------------|
| Actives | 4 | BLE87S/HTX-LXX | 10 | 0 | 10 |
| | 14 | MBS/XGAX | 2 | 0 | 2 |
| | 15 | MBS/XGAX | 1 | 0 | 1 |
| | 22 | SG4-87SS-SXX | 1 | 0 | 1 |
| | 33 | MB87S/XGAX-LXX | 3 | 0 | 3 |
| | 34 | MB87S/XGAX-LXX | 1 | 0 | 1 |
| | Reserve Gain | 4 | RA-KIT/L | 10 | 0 |
| 14 | | | 2 | 0 | 2 |
| 15 | | | 1 | 0 | 1 |
| 22 | | SG2-DFBT/* | 1 | 0 | 1 |
| 33 | | | 3 | 0 | 3 |
| 34 | | | 1 | 0 | 1 |
| Fwd Pads - Bank 1 | 2 | JXP- 1B | 1 | 0 | 1 |
| | 3 | JXP- 2B | 1 | 0 | 1 |
| | 4 | JXP- 3B | 1 | 0 | 1 |
| | 6 | JXP- 5B | 2 | 0 | 2 |
| | 9 | JXP- 8B | 6 | 0 | 6 |
| | 10 | JXP- 9B | 1 | 0 | 1 |
| | 11 | JXP- 10B | 1 | 0 | 1 |
| | 12 | JXP- 11B | 1 | 0 | 1 |
| | 14 | JXP- 13B | 2 | 0 | 2 |
| | 15 | JXP- 14B | 1 | 0 | 1 |
| Fwd Pads - Bank 4 | 1 | | 1 | 0 | 1 |
| Ret Pads - Bank 1 | 3 | JXP- 2B | 1 | 0 | 1 |
| | 4 | JXP- 3B | 4 | 0 | 4 |
| | 5 | JXP- 4B | 3 | 0 | 3 |
| | 6 | JXP- 5B | 3 | 0 | 3 |
| | 7 | JXP- 6B | 2 | 0 | 2 |
| | 8 | JXP- 7B | 3 | 0 | 3 |
| | 11 | JXP- 10B | 1 | 0 | 1 |
| Ret Pads - Bank 4 | 1 | | 1 | 0 | 1 |
| Fwd EQs - Bank 1 | 12 | SFE-87- 2 | 3 | 0 | 3 |
| | 13 | SFE-87- 4 | 4 | 0 | 4 |
| | 14 | SFE-87- 6 | 1 | 0 | 1 |
| | 15 | SFE-87- 8 | 3 | 0 | 3 |
| | 16 | SFE-87- 10 | 1 | 0 | 1 |
| | 17 | SFE-87- 12 | 2 | 0 | 2 |
| | 19 | SFE-87- 16 | 1 | 0 | 1 |

| | | | | | | |
|-------------------|----|--------------------|----|-----|----|-----|
| | 20 | SFE-87- | 18 | 1 | 0 | 1 |
| | 21 | SFE-87- | 20 | 1 | 0 | 1 |
| Fwd EQs - Bank 4 | 0 | VOID | | 1 | 0 | 1 |
| Ret EQs - Bank 1 | 2 | SRE-S- | 2 | 3 | 0 | 3 |
| | 3 | SRE-S- | 4 | 7 | 0 | 7 |
| | 4 | SRE-S- | 6 | 4 | 0 | 4 |
| | 5 | SRE-S- | 8 | 3 | 0 | 3 |
| Ret EQs - Bank 4 | 0 | VOID | | 1 | 0 | 1 |
| 2-Port Taps | 3 | FFT2-17K | | 2 | 0 | 2 |
| | 4 | FFT2-14K | | 6 | 0 | 6 |
| | 5 | FFT2-10K | | 7 | 0 | 7 |
| | 6 | FFT2-7K | | 3 | 0 | 3 |
| | 7 | FFT2-4TK | | 5 | 1 | 6 |
| 4-Port Taps | 1 | FFT4-23K | | 4 | 0 | 4 |
| | 2 | FFT4-20K | | 11 | 0 | 11 |
| | 3 | FFT4-17K | | 15 | 0 | 15 |
| | 4 | FFT4-14K | | 20 | 0 | 20 |
| | 5 | FFT4-10K | | 22 | 2 | 24 |
| | 6 | FFT4-7TK | | 13 | 3 | 16 |
| 8-Port Taps | 3 | FFT8-17K | | 1 | 1 | 2 |
| | 4 | FFT8-14K | | 0 | 1 | 1 |
| | 5 | FFT8-10TK | | 2 | 0 | 2 |
| Couplers | 1 | LPI100-1000 | | 2 | 0 | 2 |
| | 2 | LLS102-1000 | | 10 | 0 | 10 |
| | 3 | LLS103-1000 | | 5 | 0 | 5 |
| | 4 | LDC108-1000 | | 5 | 0 | 5 |
| | 5 | LDC112-1000 | | 3 | 0 | 3 |
| | 6 | LDC116-1000 | | 2 | 0 | 2 |
| | 11 | MB-JMP | | 10 | 0 | 10 |
| | 12 | MB-SP | | 5 | 0 | 5 |
| | 16 | MDU-JMP | | 1 | 0 | 1 |
| Power Supplies | 1 | XM 9015 | | 2 | 0 | 2 |
| Miscellaneous | 1 | HTH Conn. | | 22 | 0 | 22 |
| | 2 | Splice | | 2 | 2 | 4 |
| | 3 | Term. | | 21 | 1 | 22 |
| | 7 | SBH-1022 | | 0 | 8 | 8 |
| General BOM Info. | | Housecount | | 230 | 27 | 257 |
| | | Ports | | 410 | 38 | 448 |
| | | Non-MDU Housecount | | 220 | 27 | 247 |
| | | MDU Housecount | | 10 | 0 | 10 |
| | | MDU Tap Ports | | 4 | 0 | 4 |
| | | MDU Tap Ports Used | | 1 | 0 | 1 |
| | | COM Housecount | | 0 | 0 | 0 |
| | | COM Tap Ports | | 0 | 0 | 0 |
| | | COM Tap Ports Used | | 0 | 0 | 0 |
| | | Drop Sp. Ports | | 0 | 0 | 0 |
| | | Non-Design HC | | 0 | 0 | 0 |

| | | | | | |
|------------|----|-------------------|-------|------|-------|
| | | Trunk Amps | 8 | 0 | 8 |
| | | Line Extenders | 10 | 0 | 10 |
| | | Equalizers | 0 | 0 | 0 |
| | | Taps (2-Port) | 23 | 1 | 24 |
| | | Taps (4-Port) | 85 | 5 | 90 |
| | | Taps (6-Port) | 0 | 0 | 0 |
| | | Taps (8-Port) | 3 | 2 | 5 |
| | | Taps (total) | 111 | 8 | 119 |
| | | 2-Way Couplers | 37 | 0 | 37 |
| | | 3-Way Couplers | 5 | 0 | 5 |
| | | Strand/Trench | 20447 | 2322 | 22769 |
| | | Poles Used | 136 | 0 | 136 |
| Cables | 10 | NW QR715-AR | 20447 | 0 | 20447 |
| | | 100 Series | 6874 | 0 | 6874 |
| | | 300 Series | 413 | 0 | 413 |
| | | Total NW QR715-AR | 27734 | 0 | 27734 |
| | 1 | EX QR715-UG | 0 | 380 | 380 |
| | | 100 Series | 0 | 30 | 30 |
| | | Total EX QR715-UG | 0 | 410 | 410 |
| | 11 | NW QR715-UG | 0 | 1177 | 1177 |
| | | 200 Series | 0 | 120 | 120 |
| | | 400 Series | 0 | 645 | 645 |
| | | Total NW QR715-UG | 0 | 1942 | 1942 |
| Connectors | 0 | QR 715 P-T | 3 | 0 | 3 |
| | 10 | QR 715 P-T | 256 | 0 | 256 |
| | 1 | QR 715 P-T | 0 | 3 | 3 |
| | 11 | QR 715 P-T | 0 | 15 | 15 |

Equipment For Network file: SEC-41.

Parameters: TACOMA-870D
 Actives: TACOMA-870D
 Taps: TACOMA-870D
 Couplers: TACOMA-870D
 Cables: TACOMA-870D

| Equipment type | Line # | Part Number | Ae - p1 | UG - p1 | Total - p1 | |
|-------------------|-------------------|----------------|---------|---------|------------|---|
| Actives | 4 | BLE87S/HTX-LXX | 23 | 1 | 24 | |
| | 16 | MBS/XGAX | 1 | 0 | 1 | |
| | 22 | SG4-87SS-SXX | 1 | 0 | 1 | |
| | 33 | MB87S/XGAX-LXX | 5 | 0 | 5 | |
| | 34 | MB87S/XGAX-LXX | 7 | 0 | 7 | |
| | 35 | MB87S/XGAX-LXX | 3 | 0 | 3 | |
| Reserve Gain | 4 | RA-KIT/L | 23 | 1 | 24 | |
| | 16 | | 1 | 0 | 1 | |
| | 22 | SG2-DFBT/* | 1 | 0 | 1 | |
| | 33 | | 5 | 0 | 5 | |
| | 34 | | 7 | 0 | 7 | |
| | 35 | | 3 | 0 | 3 | |
| Fwd Pads - Bank 1 | 1 | JXP- Z | 1 | 0 | 1 | |
| | 2 | JXP- 1B | 1 | 0 | 1 | |
| | 3 | JXP- 2B | 2 | 0 | 2 | |
| | 4 | JXP- 3B | 1 | 0 | 1 | |
| | 5 | JXP- 4B | 3 | 0 | 3 | |
| | 6 | JXP- 5B | 2 | 0 | 2 | |
| | 8 | JXP- 7B | 4 | 0 | 4 | |
| | 9 | JXP- 8B | 4 | 0 | 4 | |
| | 10 | JXP- 9B | 4 | 0 | 4 | |
| | 11 | JXP- 10B | 2 | 1 | 3 | |
| | 12 | JXP- 11B | 7 | 0 | 7 | |
| | 13 | JXP- 12B | 2 | 0 | 2 | |
| | 14 | JXP- 13B | 1 | 0 | 1 | |
| | 15 | JXP- 14B | 4 | 0 | 4 | |
| | 16 | JXP- 15B | 1 | 0 | 1 | |
| | Fwd Pads - Bank 4 | 1 | | 1 | 0 | 1 |
| Ret Pads - Bank 1 | 3 | JXP- 2B | 4 | 0 | 4 | |
| | 4 | JXP- 3B | 9 | 0 | 9 | |
| | 5 | JXP- 4B | 9 | 0 | 9 | |
| | 6 | JXP- 5B | 7 | 0 | 7 | |
| | 7 | JXP- 6B | 6 | 1 | 7 | |
| | 8 | JXP- 7B | 1 | 0 | 1 | |
| | 9 | JXP- 8B | 1 | 0 | 1 | |
| | 10 | JXP- 9B | 1 | 0 | 1 | |
| | 11 | JXP- 10B | 1 | 0 | 1 | |
| | Ret Pads - Bank 4 | 1 | | 1 | 0 | 1 |

| | | | | | | |
|------------------|----|---------|--------|----|---|----|
| Fwd EQs - Bank 1 | 8 | SFE-87- | CS3 | 2 | 0 | 2 |
| | 10 | SFE-87- | CS1 | 4 | 0 | 4 |
| | 11 | SFE-87- | 0 | 1 | 0 | 1 |
| | 12 | SFE-87- | 2 | 5 | 0 | 5 |
| | 13 | SFE-87- | 4 | 7 | 1 | 8 |
| | 14 | SFE-87- | 6 | 3 | 0 | 3 |
| | 15 | SFE-87- | 8 | 4 | 0 | 4 |
| | 16 | SFE-87- | 10 | 4 | 0 | 4 |
| | 17 | SFE-87- | 12 | 2 | 0 | 2 |
| | 18 | SFE-87- | 14 | 1 | 0 | 1 |
| | 19 | SFE-87- | 16 | 1 | 0 | 1 |
| | 20 | SFE-87- | 18 | 1 | 0 | 1 |
| | 21 | SFE-87- | 20 | 1 | 0 | 1 |
| | 23 | SFE-87- | FLAG | 3 | 0 | 3 |
| Fwd EQs - Bank 4 | 0 | | VOID | 1 | 0 | 1 |
| Ret EQs - Bank 1 | 2 | SRE-S- | 2 | 8 | 1 | 9 |
| | 3 | SRE-S- | 4 | 15 | 0 | 15 |
| | 4 | SRE-S- | 6 | 10 | 0 | 10 |
| | 5 | SRE-S- | 8 | 6 | 0 | 6 |
| Ret EQs - Bank 4 | 0 | | VOID | 1 | 0 | 1 |
| 2-Port Taps | 3 | FFT2- | 17K | 1 | 0 | 1 |
| | 4 | FFT2- | 14K | 1 | 0 | 1 |
| | 5 | FFT2- | 10K | 4 | 0 | 4 |
| | 7 | FFT2- | 4TK | 3 | 1 | 4 |
| 4-Port Taps | 1 | FFT4- | 23K | 14 | 2 | 16 |
| | 2 | FFT4- | 20K | 14 | 1 | 15 |
| | 3 | FFT4- | 17K | 44 | 4 | 48 |
| | 4 | FFT4- | 14K | 35 | 2 | 37 |
| | 5 | FFT4- | 10K | 41 | 3 | 44 |
| | 6 | FFT4- | 7TK | 21 | 0 | 21 |
| 8-Port Taps | 1 | FFT8- | 23K | 2 | 1 | 3 |
| | 2 | FFT8- | 20K | 3 | 1 | 4 |
| | 3 | FFT8- | 17K | 4 | 0 | 4 |
| | 4 | FFT8- | 14K | 8 | 0 | 8 |
| | 5 | FFT8- | 10TK | 6 | 1 | 7 |
| Couplers | 1 | LPI100- | 1000 | 3 | 0 | 3 |
| | 2 | LLS102- | 1000 | 37 | 1 | 38 |
| | 3 | LLS103- | 1000 | 11 | 0 | 11 |
| | 5 | LDC112- | 1000 | 1 | 0 | 1 |
| | 6 | LDC116- | 1000 | 3 | 0 | 3 |
| | 11 | MB- | JMP | 19 | 0 | 19 |
| | 12 | MB- | SP | 12 | 0 | 12 |
| | 16 | MDU- | JMP | 7 | 0 | 7 |
| Power Supplies | 1 | XM | 9015 | 3 | 0 | 3 |
| Miscellaneous | 1 | HTH | Conn. | 81 | 5 | 86 |
| | 2 | | Splice | 1 | 2 | 3 |
| | 3 | | Term. | 55 | 8 | 63 |

| | | | | | |
|-------------------|----|--------------------|-------|------|-------|
| | 7 | SBH-1022 | 0 | 13 | 13 |
| | 8 | SBH- 1432 | 0 | 1 | 1 |
| General BOM Info. | | Housecount | 527 | 157 | 684 |
| | | Ports | 878 | 74 | 952 |
| | | Non-MDU Housecount | 503 | 137 | 640 |
| | | MDU Housecount | 24 | 20 | 44 |
| | | MDU Tap Ports | 18 | 4 | 22 |
| | | MDU Tap Ports Used | 6 | 1 | 7 |
| | | COM Housecount | 0 | 0 | 0 |
| | | COM Tap Ports | 0 | 0 | 0 |
| | | COM Tap Ports Used | 0 | 0 | 0 |
| | | Drop Sp. Ports | 0 | 0 | 0 |
| | | Non-Design HC | 0 | 0 | 0 |
| | | Trunk Amps | 17 | 0 | 17 |
| | | Line Extenders | 23 | 1 | 24 |
| | | Equalizers | 0 | 0 | 0 |
| | | Taps (2-Port) | 9 | 1 | 10 |
| | | Taps (4-Port) | 169 | 12 | 181 |
| | | Taps (6-Port) | 0 | 0 | 0 |
| | | Taps (8-Port) | 23 | 3 | 26 |
| | | Taps (total) | 201 | 16 | 217 |
| | | 2-Way Couplers | 75 | 1 | 76 |
| | | 3-Way Couplers | 11 | 0 | 11 |
| | | Strand/Trench | 36972 | 2119 | 39091 |
| | | Poles Used | 255 | 0 | 255 |
| Cables | 0 | EX QR715-AR | 459 | 0 | 459 |
| | | Total EX QR715-AR | 459 | 0 | 459 |
| | 10 | NW QR715-AR | 36513 | 0 | 36513 |
| | | 100 Series | 15415 | 0 | 15415 |
| | | Total NW QR715-AR | 51928 | 0 | 51928 |
| | 1 | 100 Series | 0 | 30 | 30 |
| | | Total EX QR715-UG | 0 | 30 | 30 |
| | 11 | NW QR715-UG | 0 | 1949 | 1949 |
| | | 200 Series | 0 | 170 | 170 |
| | | Total NW QR715-UG | 0 | 2119 | 2119 |
| Connectors | 0 | QR 715 P-T | 21 | 0 | 21 |
| | 10 | QR 715 P-T | 433 | 0 | 433 |
| | 1 | QR 715 P-T | 0 | 4 | 4 |
| | 11 | QR 715 P-T | 0 | 24 | 24 |

Equipment For Network file: SEC-42.

Parameters: TACOMA-870D
 Actives: TACOMA-870D
 Taps: TACOMA-870D
 Couplers: TACOMA-870D
 Cables: TACOMA-870D

| Equipment type | Line # | Part Number | Ae - p1 | UG - p1 | Total - p1 |
|-------------------|--------|----------------|---------|---------|------------|
| Actives | 4 | BLE87S/HTX-LXX | 33 | 3 | 36 |
| | 5 | BLE87S/HAX-LXX | 3 | 0 | 3 |
| | 14 | MBS/XGAX | 10 | 0 | 10 |
| | 15 | MBS/XGAX | 6 | 1 | 7 |
| | 16 | MBS/XGAX | 1 | 0 | 1 |
| | 22 | SG4-87SS-SXX | 1 | 0 | 1 |
| Reserve Gain | 4 | RA-KIT/L | 33 | 3 | 36 |
| | 5 | RA-KIT/L | 3 | 0 | 3 |
| | 14 | | 10 | 0 | 10 |
| | 15 | | 6 | 1 | 7 |
| | 16 | | 1 | 0 | 1 |
| | 22 | SG2-DFBT/* | 1 | 0 | 1 |
| Fwd Pads - Bank 1 | 1 | JXP- Z | 1 | 0 | 1 |
| | 2 | JXP- 1B | 1 | 0 | 1 |
| | 3 | JXP- 2B | 1 | 0 | 1 |
| | 4 | JXP- 3B | 3 | 1 | 4 |
| | 5 | JXP- 4B | 2 | 0 | 2 |
| | 6 | JXP- 5B | 3 | 0 | 3 |
| | 7 | JXP- 6B | 1 | 0 | 1 |
| | 8 | JXP- 7B | 6 | 0 | 6 |
| | 9 | JXP- 8B | 4 | 0 | 4 |
| | 10 | JXP- 9B | 7 | 0 | 7 |
| | 11 | JXP- 10B | 6 | 0 | 6 |
| | 12 | JXP- 11B | 5 | 1 | 6 |
| | 13 | JXP- 12B | 5 | 0 | 5 |
| | 14 | JXP- 13B | 5 | 1 | 6 |
| | 15 | JXP- 14B | 2 | 1 | 3 |
| | 16 | JXP- 15B | 1 | 0 | 1 |
| Fwd Pads - Bank 4 | 1 | | 1 | 0 | 1 |
| Ret Pads - Bank 1 | 3 | JXP- 2B | 4 | 0 | 4 |
| | 4 | JXP- 3B | 12 | 1 | 13 |
| | 5 | JXP- 4B | 5 | 0 | 5 |
| | 6 | JXP- 5B | 12 | 0 | 12 |
| | 7 | JXP- 6B | 12 | 1 | 13 |
| | 8 | JXP- 7B | 1 | 0 | 1 |
| | 9 | JXP- 8B | 4 | 1 | 5 |
| | 10 | JXP- 9B | 2 | 0 | 2 |
| | 11 | JXP- 10B | 1 | 0 | 1 |

| | | | | | | |
|-------------------|----|---------|----------------|----|----|-----|
| | 12 | JXP- | 11B | 0 | 1 | 1 |
| Ret Pads - Bank 4 | 1 | | | 1 | 0 | 1 |
| Fwd EQs - Bank 1 | 10 | SFE-87- | CS1 | 1 | 0 | 1 |
| | 11 | SFE-87- | 0 | 2 | 0 | 2 |
| | 12 | SFE-87- | 2 | 15 | 1 | 16 |
| | 13 | SFE-87- | 4 | 12 | 0 | 12 |
| | 14 | SFE-87- | 6 | 7 | 2 | 9 |
| | 15 | SFE-87- | 8 | 2 | 0 | 2 |
| | 16 | SFE-87- | 10 | 3 | 0 | 3 |
| | 17 | SFE-87- | 12 | 5 | 1 | 6 |
| | 18 | SFE-87- | 14 | 2 | 0 | 2 |
| | 19 | SFE-87- | 16 | 2 | 0 | 2 |
| | 20 | SFE-87- | 18 | 2 | 0 | 2 |
| Fwd EQs - Bank 4 | 0 | | VOID | 1 | 0 | 1 |
| Ret EQs - Bank 1 | 1 | SRE-S- | 0 | 1 | 0 | 1 |
| | 2 | SRE-S- | 2 | 14 | 2 | 16 |
| | 3 | SRE-S- | 4 | 21 | 1 | 22 |
| | 4 | SRE-S- | 6 | 12 | 1 | 13 |
| | 5 | SRE-S- | 8 | 5 | 0 | 5 |
| Ret EQs - Bank 4 | 0 | | VOID | 1 | 0 | 1 |
| Inline EQs | 2 | | IN-LINE SPLICE | 1 | 2 | 3 |
| 2-Port Taps | 3 | | FFT2-17K | 1 | 0 | 1 |
| | 5 | | FFT2-10K | 1 | 0 | 1 |
| | 7 | | FFT2-4TK | 4 | 0 | 4 |
| 4-Port Taps | 1 | | FFT4-23K | 24 | 1 | 25 |
| | 2 | | FFT4-20K | 26 | 3 | 29 |
| | 3 | | FFT4-17K | 52 | 7 | 59 |
| | 4 | | FFT4-14K | 55 | 2 | 57 |
| | 5 | | FFT4-10K | 53 | 2 | 55 |
| | 6 | | FFT4-7TK | 16 | 1 | 17 |
| 8-Port Taps | 1 | | FFT8-23K | 8 | 1 | 9 |
| | 2 | | FFT8-20K | 7 | 5 | 12 |
| | 3 | | FFT8-17K | 4 | 1 | 5 |
| | 4 | | FFT8-14K | 5 | 4 | 9 |
| | 5 | | FFT8-10TK | 2 | 3 | 5 |
| Couplers | 1 | | LPI100-1000 | 4 | 0 | 4 |
| | 2 | | LLS102-1000 | 48 | 1 | 49 |
| | 3 | | LLS103-1000 | 9 | 0 | 9 |
| | 4 | | LDC108-1000 | 1 | 0 | 1 |
| | 6 | | LDC116-1000 | 4 | 0 | 4 |
| | 11 | | MB-JMP | 21 | 1 | 22 |
| | 12 | | MB-SP | 11 | 0 | 11 |
| | 16 | | MDU-JMP | 8 | 0 | 8 |
| Power Supplies | 1 | | XM 9015 | 4 | 0 | 4 |
| Miscellaneous | 1 | | HTH Conn. | 97 | 5 | 102 |
| | 2 | | Splice | 0 | 1 | 1 |
| | 3 | | Term. | 66 | 14 | 80 |

| | | | | | |
|-------------------|----|--------------------|-------|------|-------|
| | 7 | SBH-1022 | 0 | 28 | 28 |
| | 8 | SBH- 1432 | 0 | 4 | 4 |
| General BOM Info. | | Housecount | 717 | 271 | 988 |
| | | Ports | 1124 | 176 | 1300 |
| | | Non-MDU Housecount | 693 | 181 | 874 |
| | | MDU Housecount | 24 | 90 | 114 |
| | | MDU Tap Ports | 12 | 0 | 12 |
| | | MDU Tap Ports Used | 4 | 4 | 8 |
| | | COM Housecount | 0 | 0 | 0 |
| | | COM Tap Ports | 0 | 0 | 0 |
| | | COM Tap Ports Used | 0 | 0 | 0 |
| | | Drop Sp. Ports | 0 | 0 | 0 |
| | | Non-Design HC | 0 | 0 | 0 |
| | | Trunk Amps | 18 | 1 | 19 |
| | | Line Extenders | 36 | 3 | 39 |
| | | Equalizers | 1 | 2 | 3 |
| | | Taps (2-Port) | 6 | 0 | 6 |
| | | Taps (4-Port) | 226 | 16 | 242 |
| | | Taps (6-Port) | 0 | 0 | 0 |
| | | Taps (8-Port) | 26 | 14 | 40 |
| | | Taps (total) | 258 | 30 | 288 |
| | | 2-Way Couplers | 89 | 2 | 91 |
| | | 3-Way Couplers | 9 | 0 | 9 |
| | | Strand/Trench | 44727 | 6584 | 51311 |
| | | Poles Used | 310 | 0 | 310 |
| Cables | 0 | EX QR715-AR | 41523 | 0 | 41523 |
| | | 100 Series | 16861 | 0 | 16861 |
| | | Total EX QR715-AR | 58384 | 0 | 58384 |
| | 10 | NW QR715-AR | 2741 | 0 | 2741 |
| | | 100 Series | 1509 | 0 | 1509 |
| | | 400 Series | 463 | 0 | 463 |
| | | Total NW QR715-AR | 4713 | 0 | 4713 |
| | 1 | EX QR715-UG | 0 | 5709 | 5709 |
| | | 200 Series | 0 | 550 | 550 |
| | | Total EX QR715-UG | 0 | 6259 | 6259 |
| | 11 | 400 Series | 0 | 325 | 325 |
| | | 500 Series | 0 | 30 | 30 |
| | | Total NW QR715-UG | 0 | 355 | 355 |
| Connectors | 0 | QR 715 P-T | 533 | 0 | 533 |
| | 10 | QR 715 P-T | 57 | 0 | 57 |
| | 1 | QR 715 P-T | 0 | 62 | 62 |
| | 11 | QR 715 P-T | 0 | 2 | 2 |

Equipment For Network file: SEC-43.

Parameters: TACOMA-870D
 Actives: TACOMA-870D
 Taps: TACOMA-870D
 Couplers: TACOMA-870D
 Cables: TACOMA-870D

| Equipment type | Line # | Part Number | Ae - p1 | UG - p1 | Total - p1 |
|-------------------|--------------|----------------|----------|---------|------------|
| Actives | 4 | BLE87S/HTX-LXX | 29 | 3 | 32 |
| | 5 | BLE87S/HAX-LXX | 2 | 0 | 2 |
| | 14 | MBS/XGAX | 8 | 0 | 8 |
| | 15 | MBS/XGAX | 6 | 0 | 6 |
| | 16 | MBS/XGAX | 2 | 0 | 2 |
| | 17 | MBS/XGAX | 1 | 0 | 1 |
| | 18 | MBS/XGAX CWS | 1 | 0 | 1 |
| | 22 | SG4-87SS-SXX | 1 | 0 | 1 |
| | 34 | MB87S/XGAX-LXX | 1 | 0 | 1 |
| | Reserve Gain | 4 | RA-KIT/L | 29 | 3 |
| 5 | | RA-KIT/L | 2 | 0 | 2 |
| 14 | | | 8 | 0 | 8 |
| 15 | | | 6 | 0 | 6 |
| 16 | | | 2 | 0 | 2 |
| 17 | | | 1 | 0 | 1 |
| 18 | | | 1 | 0 | 1 |
| 22 | | SG2-DFBT/* | 1 | 0 | 1 |
| 34 | | | 1 | 0 | 1 |
| Fwd Pads - Bank 1 | | 2 | JXP- 1B | 1 | 0 |
| | 3 | JXP- 2B | 2 | 0 | 2 |
| | 4 | JXP- 3B | 4 | 0 | 4 |
| | 6 | JXP- 5B | 5 | 1 | 6 |
| | 7 | JXP- 6B | 1 | 0 | 1 |
| | 8 | JXP- 7B | 3 | 0 | 3 |
| | 9 | JXP- 8B | 6 | 0 | 6 |
| | 10 | JXP- 9B | 3 | 1 | 4 |
| | 11 | JXP- 10B | 5 | 1 | 6 |
| | 12 | JXP- 11B | 8 | 0 | 8 |
| | 13 | JXP- 12B | 4 | 0 | 4 |
| | 14 | JXP- 13B | 4 | 0 | 4 |
| | 15 | JXP- 14B | 3 | 0 | 3 |
| 17 | JXP- FLAG | 1 | 0 | 1 | |
| Fwd Pads - Bank 4 | 1 | | 1 | 0 | 1 |
| Ret Pads - Bank 1 | 2 | JXP- 1T | 1 | 1 | 2 |
| | 3 | JXP- 2B | 11 | 0 | 11 |
| | 4 | JXP- 3B | 9 | 0 | 9 |
| | 5 | JXP- 4B | 9 | 0 | 9 |
| | 6 | JXP- 5B | 9 | 2 | 11 |

| | | | | | | |
|-------------------|----|---------|--------|----|---|----|
| | 7 | JXP- | 6B | 6 | 0 | 6 |
| | 8 | JXP- | 7B | 3 | 0 | 3 |
| | 10 | JXP- | 9B | 1 | 0 | 1 |
| | 12 | JXP- | 11B | 1 | 0 | 1 |
| Ret Pads - Bank 4 | 1 | | | 1 | 0 | 1 |
| Fwd EQs - Bank 1 | 7 | SFE-87- | CS4 | 1 | 0 | 1 |
| | 8 | SFE-87- | CS3 | 1 | 0 | 1 |
| | 9 | SFE-87- | CS2 | 1 | 1 | 2 |
| | 10 | SFE-87- | CS1 | 3 | 0 | 3 |
| | 11 | SFE-87- | 0 | 4 | 0 | 4 |
| | 12 | SFE-87- | 2 | 12 | 1 | 13 |
| | 13 | SFE-87- | 4 | 5 | 0 | 5 |
| | 14 | SFE-87- | 6 | 7 | 0 | 7 |
| | 15 | SFE-87- | 8 | 4 | 0 | 4 |
| | 16 | SFE-87- | 10 | 3 | 1 | 4 |
| | 17 | SFE-87- | 12 | 4 | 0 | 4 |
| | 18 | SFE-87- | 14 | 2 | 0 | 2 |
| | 19 | SFE-87- | 16 | 3 | 0 | 3 |
| Fwd EQs - Bank 4 | 0 | | VOID | 1 | 0 | 1 |
| Ret EQs - Bank 1 | 1 | SRE-S- | 0 | 3 | 1 | 4 |
| | 2 | SRE-S- | 2 | 15 | 1 | 16 |
| | 3 | SRE-S- | 4 | 13 | 0 | 13 |
| | 4 | SRE-S- | 6 | 14 | 1 | 15 |
| | 5 | SRE-S- | 8 | 5 | 0 | 5 |
| Ret EQs - Bank 4 | 0 | | VOID | 1 | 0 | 1 |
| Inline EQs | 2 | IN-LINE | SPLICE | 1 | 0 | 1 |
| 2-Port Taps | 2 | FFT2- | 20K | 1 | 0 | 1 |
| | 3 | FFT2- | 17K | 2 | 0 | 2 |
| | 4 | FFT2- | 14K | 2 | 0 | 2 |
| | 5 | FFT2- | 10K | 6 | 0 | 6 |
| | 6 | FFT2- | 7K | 2 | 1 | 3 |
| | 7 | FFT2- | 4TK | 9 | 1 | 10 |
| 4-Port Taps | 1 | FFT4- | 23K | 22 | 2 | 24 |
| | 2 | FFT4- | 20K | 25 | 4 | 29 |
| | 3 | FFT4- | 17K | 53 | 5 | 58 |
| | 4 | FFT4- | 14K | 39 | 3 | 42 |
| | 5 | FFT4- | 10K | 39 | 4 | 43 |
| | 6 | FFT4- | 7TK | 25 | 3 | 28 |
| 8-Port Taps | 1 | FFT8- | 23K | 1 | 0 | 1 |
| | 2 | FFT8- | 20K | 7 | 0 | 7 |
| | 3 | FFT8- | 17K | 11 | 0 | 11 |
| | 4 | FFT8- | 14K | 13 | 2 | 15 |
| | 5 | FFT8- | 10TK | 12 | 0 | 12 |
| Couplers | 1 | LPI100- | 1000 | 3 | 1 | 4 |
| | 2 | LLS102- | 1000 | 42 | 1 | 43 |
| | 3 | LLS103- | 1000 | 16 | 0 | 16 |
| | 4 | LDC108- | 1000 | 1 | 0 | 1 |

| | | | | | |
|-------------------|----|--------------------|-------|------|-------|
| | 6 | LDC116-1000 | 4 | 0 | 4 |
| | 11 | MB-JMP | 21 | 0 | 21 |
| | 12 | MB-SP | 14 | 0 | 14 |
| | 15 | MB-DC/12 | 1 | 0 | 1 |
| | 16 | MDU-JMP | 27 | 0 | 27 |
| Power Supplies | 1 | XM 9015 | 3 | 0 | 3 |
| | 2 | XM 9015 CWS | 1 | 0 | 1 |
| Miscellaneous | 1 | HTH Conn. | 97 | 8 | 105 |
| | 2 | Splice | 0 | 1 | 1 |
| | 3 | Term. | 52 | 14 | 66 |
| | 7 | SBH-1022 | 0 | 24 | 24 |
| | 8 | SBH- 1432 | 0 | 3 | 3 |
| General BOM Info. | | Housecount | 835 | 536 | 1371 |
| | | Ports | 1208 | 104 | 1312 |
| | | Non-MDU Housecount | 786 | 69 | 855 |
| | | MDU Housecount | 49 | 467 | 516 |
| | | MDU Tap Ports | 24 | 16 | 40 |
| | | MDU Tap Ports Used | 9 | 18 | 27 |
| | | COM Housecount | 0 | 0 | 0 |
| | | COM Tap Ports | 0 | 0 | 0 |
| | | COM Tap Ports Used | 0 | 0 | 0 |
| | | Drop Sp. Ports | 0 | 0 | 0 |
| | | Non-Design HC | 0 | 0 | 0 |
| | | Trunk Amps | 20 | 0 | 20 |
| | | Line Extenders | 31 | 3 | 34 |
| | | Equalizers | 1 | 0 | 1 |
| | | Taps (2-Port) | 22 | 2 | 24 |
| | | Taps (4-Port) | 203 | 21 | 224 |
| | | Taps (6-Port) | 0 | 0 | 0 |
| | | Taps (8-Port) | 44 | 2 | 46 |
| | | Taps (total) | 269 | 25 | 294 |
| | | 2-Way Couplers | 86 | 2 | 88 |
| | | 3-Way Couplers | 16 | 0 | 16 |
| | | Strand/Trench | 45619 | 3870 | 49489 |
| | | Poles Used | 314 | 0 | 314 |
| Cables | 10 | NW QR715-AR | 45619 | 0 | 45619 |
| | | 100 Series | 18783 | 0 | 18783 |
| | | 300 Series | 131 | 0 | 131 |
| | | Total NW QR715-AR | 64533 | 0 | 64533 |
| | 11 | NW QR715-UG | 0 | 2502 | 2502 |
| | | 200 Series | 0 | 313 | 313 |
| | | 400 Series | 0 | 1055 | 1055 |
| | | Total NW QR715-UG | 0 | 3870 | 3870 |
| Connectors | 0 | QR 715 P-T | 55 | 0 | 55 |
| | 10 | QR 715 P-T | 592 | 0 | 592 |
| | 11 | QR 715 P-T | 0 | 44 | 44 |

Equipment For Network file: SEC-44.

Parameters: TACOMA-870D
 Actives: TACOMA-870D
 Taps: TACOMA-870D
 Couplers: TACOMA-870D
 Cables: TACOMA-870D

| Equipment type | Line # | Part Number | Ae - p1 | UG - p1 | Total - p1 |
|-------------------|-------------------|----------------|----------|---------|------------|
| Actives | 4 | BLE87S/HTX-LXX | 25 | 8 | 33 |
| | 5 | BLE87S/HAX-LXX | 3 | 1 | 4 |
| | 7 | BLE100-HSXH-F | 2 | 1 | 3 |
| | 14 | MBS/XGAX | 7 | 0 | 7 |
| | 15 | MBS/XGAX | 10 | 0 | 10 |
| | 16 | MBS/XGAX | 4 | 1 | 5 |
| | 17 | MBS/XGAX | 3 | 0 | 3 |
| | 22 | SG4-87SS-SXX | 1 | 0 | 1 |
| | 43 | MB100S-2HSXH-F | 1 | 0 | 1 |
| | Reserve Gain | 4 | RA-KIT/L | 25 | 8 |
| 5 | | RA-KIT/L | 3 | 1 | 4 |
| 7 | | | 2 | 1 | 3 |
| 14 | | | 7 | 0 | 7 |
| 15 | | | 10 | 0 | 10 |
| 16 | | | 4 | 1 | 5 |
| 17 | | | 3 | 0 | 3 |
| 22 | | SG2-DFBT/* | 1 | 0 | 1 |
| 43 | | | 1 | 0 | 1 |
| Fwd Pads - Bank 1 | | 1 | JXP- Z | 6 | 0 |
| | 2 | JXP- 1B | 3 | 1 | 4 |
| | 3 | JXP- 2B | 4 | 2 | 6 |
| | 4 | JXP- 3B | 4 | 0 | 4 |
| | 5 | JXP- 4B | 4 | 1 | 5 |
| | 6 | JXP- 5B | 2 | 0 | 2 |
| | 7 | JXP- 6B | 4 | 0 | 4 |
| | 8 | JXP- 7B | 1 | 1 | 2 |
| | 9 | JXP- 8B | 4 | 0 | 4 |
| | 10 | JXP- 9B | 7 | 2 | 9 |
| | 11 | JXP- 10B | 1 | 1 | 2 |
| | 12 | JXP- 11B | 6 | 0 | 6 |
| | 13 | JXP- 12B | 5 | 0 | 5 |
| | 15 | JXP- 14B | 3 | 1 | 4 |
| | 16 | JXP- 15B | 1 | 2 | 3 |
| | Fwd Pads - Bank 4 | 1 | | 9 | 4 |
| Ret Pads - Bank 1 | 2 | JXP- 1T | 1 | 2 | 3 |
| | 3 | JXP- 2B | 12 | 1 | 13 |
| | 4 | JXP- 3B | 9 | 1 | 10 |
| | 5 | JXP- 4B | 6 | 3 | 9 |

| | | | | | | |
|-------------------|----|---------|----------------|----|----|----|
| | 6 | JXP- | 5B | 6 | 0 | 6 |
| | 7 | JXP- | 6B | 4 | 1 | 5 |
| | 8 | JXP- | 7B | 5 | 1 | 6 |
| | 9 | JXP- | 8B | 6 | 2 | 8 |
| | 10 | JXP- | 9B | 3 | 0 | 3 |
| | 11 | JXP- | 10B | 3 | 0 | 3 |
| Ret Pads - Bank 4 | 1 | | | 9 | 4 | 13 |
| Fwd EQs - Bank 1 | 9 | SFE-87- | CS2 | 2 | 0 | 2 |
| | 10 | SFE-87- | CS1 | 2 | 2 | 4 |
| | 11 | SFE-87- | 0 | 1 | 1 | 2 |
| | 12 | SFE-87- | 2 | 5 | 1 | 6 |
| | 13 | SFE-87- | 4 | 7 | 1 | 8 |
| | 14 | SFE-87- | 6 | 4 | 2 | 6 |
| | 15 | SFE-87- | 8 | 10 | 1 | 11 |
| | 16 | SFE-87- | 10 | 4 | 1 | 5 |
| | 17 | SFE-87- | 12 | 3 | 2 | 5 |
| | 18 | SFE-87- | 14 | 6 | 0 | 6 |
| | 19 | SFE-87- | 16 | 5 | 0 | 5 |
| | 20 | SFE-87- | 18 | 4 | 0 | 4 |
| | 21 | SFE-87- | 20 | 2 | 0 | 2 |
| Fwd EQs - Bank 4 | 0 | | VOID | 1 | 0 | 1 |
| Ret EQs - Bank 1 | 1 | SRE-S- | 0 | 1 | 2 | 3 |
| | 2 | SRE-S- | 2 | 12 | 2 | 14 |
| | 3 | SRE-S- | 4 | 16 | 3 | 19 |
| | 4 | SRE-S- | 6 | 11 | 4 | 15 |
| | 5 | SRE-S- | 8 | 15 | 0 | 15 |
| Ret EQs - Bank 4 | 0 | | VOID | 1 | 0 | 1 |
| Inline EQs | 2 | | IN-LINE SPLICE | 3 | 5 | 8 |
| 2-Port Taps | 2 | FFT2- | 20K | 1 | 0 | 1 |
| | 3 | FFT2- | 17K | 0 | 1 | 1 |
| | 4 | FFT2- | 14K | 2 | 1 | 3 |
| | 5 | FFT2- | 10K | 5 | 0 | 5 |
| | 6 | FFT2- | 7K | 2 | 0 | 2 |
| | 7 | FFT2- | 4TK | 8 | 3 | 11 |
| 4-Port Taps | 1 | FFT4- | 23K | 17 | 2 | 19 |
| | 2 | FFT4- | 20K | 26 | 4 | 30 |
| | 3 | FFT4- | 17K | 53 | 5 | 58 |
| | 4 | FFT4- | 14K | 43 | 5 | 48 |
| | 5 | FFT4- | 10K | 43 | 10 | 53 |
| | 6 | FFT4- | 7TK | 30 | 5 | 35 |
| 8-Port Taps | 1 | FFT8- | 23K | 2 | 2 | 4 |
| | 2 | FFT8- | 20K | 5 | 3 | 8 |
| | 3 | FFT8- | 17K | 9 | 3 | 12 |
| | 4 | FFT8- | 14K | 6 | 11 | 17 |
| | 5 | FFT8- | 10TK | 9 | 7 | 16 |
| Couplers | 1 | LPI100- | 1000 | 4 | 0 | 4 |
| | 2 | LLS102- | 1000 | 53 | 8 | 61 |

| | | | | | |
|-------------------|----|--------------------|-------|-------|-------|
| | 3 | LLS103-1000 | 10 | 2 | 12 |
| | 4 | LDC108-1000 | 2 | 1 | 3 |
| | 6 | LDC116-1000 | 4 | 0 | 4 |
| | 11 | MB-JMP | 26 | 1 | 27 |
| | 12 | MB-SP | 14 | 0 | 14 |
| | 16 | MDU-JMP | 22 | 0 | 22 |
| Power Supplies | 1 | XM 9015 | 4 | 0 | 4 |
| Miscellaneous | 1 | HTH Conn. | 99 | 22 | 121 |
| | 2 | Splice | 1 | 5 | 6 |
| | 3 | Term. | 55 | 17 | 72 |
| | 7 | SBH-1022 | 0 | 60 | 60 |
| | 8 | SBH- 1432 | 0 | 13 | 13 |
| General BOM Info. | | Housecount | 696 | 327 | 1023 |
| | | Ports | 1132 | 342 | 1474 |
| | | Non-MDU Housecount | 616 | 153 | 769 |
| | | MDU Housecount | 80 | 174 | 254 |
| | | MDU Tap Ports | 46 | 102 | 148 |
| | | MDU Tap Ports Used | 8 | 14 | 22 |
| | | COM Housecount | 0 | 0 | 0 |
| | | COM Tap Ports | 0 | 0 | 0 |
| | | COM Tap Ports Used | 0 | 0 | 0 |
| | | Drop Sp. Ports | 0 | 0 | 0 |
| | | Non-Design HC | 0 | 0 | 0 |
| | | Trunk Amps | 26 | 1 | 27 |
| | | Line Extenders | 30 | 10 | 40 |
| | | Equalizers | 3 | 5 | 8 |
| | | Taps (2-Port) | 18 | 5 | 23 |
| | | Taps (4-Port) | 212 | 31 | 243 |
| | | Taps (6-Port) | 0 | 0 | 0 |
| | | Taps (8-Port) | 31 | 26 | 57 |
| | | Taps (total) | 261 | 62 | 323 |
| | | 2-Way Couplers | 103 | 10 | 113 |
| | | 3-Way Couplers | 10 | 2 | 12 |
| | | Strand/Trench | 52639 | 11432 | 64071 |
| | | Poles Used | 327 | 0 | 327 |
| Cables | 0 | EX QR715-AR | 52638 | 0 | 52638 |
| | | 100 Series | 26934 | 0 | 26934 |
| | | Total EX QR715-AR | 79572 | 0 | 79572 |
| | 10 | 400 Series | 1 | 0 | 1 |
| | | Total NW QR715-AR | 1 | 0 | 1 |
| | 1 | EX QR715-UG | 0 | 11432 | 11432 |
| | | 100 Series | 0 | 3118 | 3118 |
| | | Total EX QR715-UG | 0 | 14550 | 14550 |
| | 11 | 100 Series | 0 | 270 | 270 |
| | | Total NW QR715-UG | 0 | 270 | 270 |
| Connectors | 0 | QR 715 P-T | 646 | 0 | 646 |
| | 10 | QR 715 P-T | 1 | 0 | 1 |

| | | | | |
|----|------------|---|-----|-----|
| 1 | QR 715 P-T | 0 | 140 | 140 |
| 11 | QR 715 P-T | 0 | 2 | 2 |

Equipment For Network file: SEC-45.

Parameters: TACOMA-870D
 Actives: TACOMA-870D
 Taps: TACOMA-870D
 Couplers: TACOMA-870D
 Cables: TACOMA-870D

| Equipment type | Line # | Part Number | Ae - p1 | UG - p1 | Total - p1 | |
|-------------------|--------------|----------------|----------|---------|------------|----|
| Actives | 4 | BLE87S/HTX-LXX | 20 | 4 | 24 | |
| | 5 | BLE87S/HAX-LXX | 0 | 1 | 1 | |
| | 7 | BLE100-HSXH-F | 0 | 3 | 3 | |
| | 10 | BLE87S/HXX-CWS | 0 | 1 | 1 | |
| | 14 | MBS/XGAX | 7 | 0 | 7 | |
| | 15 | MBS/XGAX | 7 | 1 | 8 | |
| | 16 | MBS/XGAX | 5 | 1 | 6 | |
| | 17 | MBS/XGAX | 1 | 0 | 1 | |
| | 22 | SG4-87SS-SXX | 1 | 0 | 1 | |
| | 34 | MB87S/XGAX-LXX | 0 | 2 | 2 | |
| | Reserve Gain | 4 | RA-KIT/L | 20 | 4 | 24 |
| | | 5 | RA-KIT/L | 0 | 1 | 1 |
| | | 7 | | 0 | 3 | 3 |
| 10 | | RA-KIT/L | 0 | 1 | 1 | |
| 14 | | | 7 | 0 | 7 | |
| 15 | | | 7 | 1 | 8 | |
| 16 | | | 5 | 1 | 6 | |
| 17 | | | 1 | 0 | 1 | |
| 22 | | SG2-DFBT/* | 1 | 0 | 1 | |
| 34 | | | 0 | 2 | 2 | |
| Fwd Pads - Bank 1 | 1 | JXP- Z | 1 | 0 | 1 | |
| | 2 | JXP- 1B | 2 | 1 | 3 | |
| | 3 | JXP- 2B | 4 | 1 | 5 | |
| | 4 | JXP- 3B | 1 | 1 | 2 | |
| | 5 | JXP- 4B | 3 | 2 | 5 | |
| | 6 | JXP- 5B | 2 | 0 | 2 | |
| | 7 | JXP- 6B | 3 | 0 | 3 | |
| | 8 | JXP- 7B | 1 | 0 | 1 | |
| | 9 | JXP- 8B | 7 | 2 | 9 | |
| | 10 | JXP- 9B | 3 | 3 | 6 | |
| | 11 | JXP- 10B | 2 | 0 | 2 | |
| | 12 | JXP- 11B | 6 | 1 | 7 | |
| | 13 | JXP- 12B | 1 | 0 | 1 | |
| | 14 | JXP- 13B | 3 | 1 | 4 | |
| | 15 | JXP- 14B | 0 | 1 | 1 | |
| | 16 | JXP- 15B | 1 | 0 | 1 | |
| Fwd Pads - Bank 4 | 1 | | 1 | 0 | 1 | |
| Ret Pads - Bank 1 | 1 | JXP- Z | 2 | 1 | 3 | |

| | | | | | | |
|-------------------|----|---------|----------------|----|----|----|
| | 2 | JXP- | 1T | 1 | 1 | 2 |
| | 3 | JXP- | 2B | 3 | 3 | 6 |
| | 4 | JXP- | 3B | 7 | 0 | 7 |
| | 5 | JXP- | 4B | 4 | 1 | 5 |
| | 6 | JXP- | 5B | 8 | 2 | 10 |
| | 7 | JXP- | 6B | 6 | 3 | 9 |
| | 8 | JXP- | 7B | 2 | 1 | 3 |
| | 9 | JXP- | 8B | 4 | 1 | 5 |
| | 10 | JXP- | 9B | 1 | 0 | 1 |
| | 11 | JXP- | 10B | 2 | 0 | 2 |
| Ret Pads - Bank 4 | 1 | | | 1 | 0 | 1 |
| Fwd EQs - Bank 1 | 6 | SFE-87- | CS5 | 1 | 0 | 1 |
| | 9 | SFE-87- | CS2 | 1 | 1 | 2 |
| | 10 | SFE-87- | CS1 | 1 | 2 | 3 |
| | 11 | SFE-87- | 0 | 3 | 2 | 5 |
| | 12 | SFE-87- | 2 | 3 | 0 | 3 |
| | 13 | SFE-87- | 4 | 6 | 0 | 6 |
| | 14 | SFE-87- | 6 | 4 | 2 | 6 |
| | 15 | SFE-87- | 8 | 3 | 1 | 4 |
| | 16 | SFE-87- | 10 | 3 | 2 | 5 |
| | 17 | SFE-87- | 12 | 4 | 0 | 4 |
| | 18 | SFE-87- | 14 | 3 | 0 | 3 |
| | 19 | SFE-87- | 16 | 4 | 0 | 4 |
| | 20 | SFE-87- | 18 | 2 | 2 | 4 |
| | 21 | SFE-87- | 20 | 0 | 1 | 1 |
| | 22 | SFE-87- | 22 | 2 | 0 | 2 |
| Fwd EQs - Bank 4 | 0 | | VOID | 1 | 0 | 1 |
| Ret EQs - Bank 1 | 1 | SRE-S- | 0 | 3 | 0 | 3 |
| | 2 | SRE-S- | 2 | 8 | 6 | 14 |
| | 3 | SRE-S- | 4 | 9 | 2 | 11 |
| | 4 | SRE-S- | 6 | 8 | 3 | 11 |
| | 5 | SRE-S- | 8 | 11 | 2 | 13 |
| | 6 | SRE-S- | 10 | 1 | 0 | 1 |
| Ret EQs - Bank 4 | 0 | | VOID | 1 | 0 | 1 |
| Inline EQs | 2 | | IN-LINE SPLICE | 9 | 13 | 22 |
| | 4 | | | 0 | 1 | 1 |
| 2-Port Taps | 2 | FFT2- | 20K | 1 | 1 | 2 |
| | 3 | FFT2- | 17K | 4 | 0 | 4 |
| | 4 | FFT2- | 14K | 4 | 0 | 4 |
| | 5 | FFT2- | 10K | 6 | 1 | 7 |
| | 6 | FFT2- | 7K | 1 | 1 | 2 |
| | 7 | FFT2- | 4TK | 7 | 3 | 10 |
| 4-Port Taps | 1 | FFT4- | 23K | 16 | 3 | 19 |
| | 2 | FFT4- | 20K | 22 | 6 | 28 |
| | 3 | FFT4- | 17K | 53 | 11 | 64 |
| | 4 | FFT4- | 14K | 38 | 16 | 54 |
| | 5 | FFT4- | 10K | 29 | 14 | 43 |

| | | | | | |
|-------------------|----|--------------------|-------|-------|-------|
| | 6 | FFT4-7TK | 22 | 10 | 32 |
| 8-Port Taps | 1 | FFT8-23K | 3 | 0 | 3 |
| | 2 | FFT8-20K | 5 | 1 | 6 |
| | 3 | FFT8-17K | 4 | 1 | 5 |
| | 4 | FFT8-14K | 5 | 5 | 10 |
| | 5 | FFT8-10TK | 1 | 3 | 4 |
| Couplers | 1 | LPI100-1000 | 4 | 0 | 4 |
| | 2 | LLS102-1000 | 30 | 10 | 40 |
| | 3 | LLS103-1000 | 5 | 0 | 5 |
| | 4 | LDC108-1000 | 3 | 4 | 7 |
| | 5 | LDC112-1000 | 2 | 0 | 2 |
| | 6 | LDC116-1000 | 4 | 0 | 4 |
| | 11 | MB-JMP | 24 | 4 | 28 |
| | 12 | MB-SP | 13 | 4 | 17 |
| | 13 | MB-DC/8 | 1 | 0 | 1 |
| | 16 | MDU-JMP | 3 | 0 | 3 |
| Power Supplies | 1 | XM 9015 | 4 | 0 | 4 |
| Miscellaneous | 1 | HTH Conn. | 68 | 26 | 94 |
| | 2 | Splice | 2 | 3 | 5 |
| | 3 | Term. | 42 | 24 | 66 |
| | 7 | SBH-1022 | 0 | 89 | 89 |
| | 8 | SBH- 1432 | 0 | 14 | 14 |
| General BOM Info. | | Housecount | 526 | 241 | 767 |
| | | Ports | 910 | 332 | 1242 |
| | | Non-MDU Housecount | 518 | 221 | 739 |
| | | MDU Housecount | 8 | 20 | 28 |
| | | MDU Tap Ports | 2 | 8 | 10 |
| | | MDU Tap Ports Used | 1 | 2 | 3 |
| | | COM Housecount | 0 | 0 | 0 |
| | | COM Tap Ports | 0 | 0 | 0 |
| | | COM Tap Ports Used | 0 | 0 | 0 |
| | | Drop Sp. Ports | 0 | 0 | 0 |
| | | Non-Design HC | 0 | 0 | 0 |
| | | Trunk Amps | 21 | 4 | 25 |
| | | Line Extenders | 20 | 9 | 29 |
| | | Equalizers | 9 | 14 | 23 |
| | | Taps (2-Port) | 23 | 6 | 29 |
| | | Taps (4-Port) | 180 | 60 | 240 |
| | | Taps (6-Port) | 0 | 0 | 0 |
| | | Taps (8-Port) | 18 | 10 | 28 |
| | | Taps (total) | 221 | 76 | 297 |
| | | 2-Way Couplers | 81 | 22 | 103 |
| | | 3-Way Couplers | 5 | 0 | 5 |
| | | Strand/Trench | 44260 | 16291 | 60551 |
| | | Poles Used | 287 | 0 | 287 |
| Cables | 0 | EX QR715-AR | 35925 | 0 | 35925 |
| | | 100 Series | 20282 | 0 | 20282 |

| | | | | | |
|------------|----|-------------------|-------|-------|-------|
| | | Total EX QR715-AR | 56207 | 0 | 56207 |
| | 10 | NW QR715-AR | 8335 | 0 | 8335 |
| | | 100 Series | 3882 | 0 | 3882 |
| | | Total NW QR715-AR | 12217 | 0 | 12217 |
| | 1 | EX QR715-UG | 0 | 13353 | 13353 |
| | | 100 Series | 0 | 2295 | 2295 |
| | | 200 Series | 0 | 1125 | 1125 |
| | | Total EX QR715-UG | 0 | 16773 | 16773 |
| | 11 | NW QR715-UG | 0 | 1160 | 1160 |
| | | 100 Series | 0 | 614 | 614 |
| | | 200 Series | 0 | 225 | 225 |
| | | 400 Series | 0 | 428 | 428 |
| | | 500 Series | 0 | 60 | 60 |
| | | Total NW QR715-UG | 0 | 2487 | 2487 |
| Connectors | 0 | QR 715 P-T | 424 | 0 | 424 |
| | 10 | QR 715 P-T | 100 | 0 | 100 |
| | 1 | QR 715 P-T | 0 | 156 | 156 |
| | 11 | QR 715 P-T | 0 | 30 | 30 |

Equipment For Network file: SEC-46.

Parameters: TACOMA-870D
 Actives: TACOMA-870D
 Taps: TACOMA-870D
 Couplers: TACOMA-870D
 Cables: TACOMA-870D

| Equipment type | Line # | Part Number | Ae - p1 | UG - p1 | Total - p1 |
|-------------------|--------|----------------|---------|---------|------------|
| Actives | 7 | BLE100-HSXH-F | 3 | 0 | 3 |
| | 8 | BLE100-HSXH-F | 1 | 0 | 1 |
| | 22 | SG4-87SS-SXX | 1 | 0 | 1 |
| | 42 | MB100S-2HSXH-F | 4 | 0 | 4 |
| | 43 | MB100S-2HSXH-F | 1 | 0 | 1 |
| Reserve Gain | 7 | | 3 | 0 | 3 |
| | 8 | | 1 | 0 | 1 |
| | 22 | SG2-DFBT/* | 1 | 0 | 1 |
| | 42 | | 4 | 0 | 4 |
| | 43 | | 1 | 0 | 1 |
| Fwd Pads - Bank 1 | 2 | JXP- 1B | 1 | 0 | 1 |
| | 4 | JXP- 3B | 2 | 0 | 2 |
| | 7 | JXP- 6B | 2 | 0 | 2 |
| | 9 | JXP- 8B | 1 | 0 | 1 |
| | 11 | JXP- 10B | 1 | 0 | 1 |
| | 12 | JXP- 11B | 2 | 0 | 2 |
| Fwd Pads - Bank 4 | 1 | | 1 | 0 | 1 |
| Ret Pads - Bank 1 | 1 | JXP- Z | 1 | 0 | 1 |
| | 5 | JXP- 4B | 1 | 0 | 1 |
| | 9 | JXP- 8B | 1 | 0 | 1 |
| | 10 | JXP- 9B | 1 | 0 | 1 |
| | 11 | JXP- 10B | 2 | 0 | 2 |
| | 14 | JXP- 13B | 1 | 0 | 1 |
| | 15 | JXP- 14B | 2 | 0 | 2 |
| | 1 | | 1 | 0 | 1 |
| Fwd EQs - Bank 1 | 13 | SFE-87- 4 | 1 | 0 | 1 |
| | 14 | SFE-87- 6 | 1 | 0 | 1 |
| | 15 | SFE-87- 8 | 1 | 0 | 1 |
| | 17 | SFE-87- 12 | 1 | 0 | 1 |
| | 19 | SFE-87- 16 | 2 | 0 | 2 |
| | 20 | SFE-87- 18 | 1 | 0 | 1 |
| | 21 | SFE-87- 20 | 2 | 0 | 2 |
| Fwd EQs - Bank 4 | 0 | VOID | 1 | 0 | 1 |
| Ret EQs - Bank 1 | 2 | SRE-S- 2 | 1 | 0 | 1 |
| | 3 | SRE-S- 4 | 3 | 0 | 3 |
| | 4 | SRE-S- 6 | 3 | 0 | 3 |
| | 5 | SRE-S- 8 | 2 | 0 | 2 |
| | 0 | VOID | 1 | 0 | 1 |
| Ret EQs - Bank 4 | 0 | VOID | 1 | 0 | 1 |

| | | | | | |
|-------------------|----|--------------------|-----|----|-----|
| FeederMakers | 1 | | 1 | 0 | 1 |
| Inline EQs | 2 | IN-LINE SPLICE | 3 | 1 | 4 |
| | 3 | | 0 | 2 | 2 |
| | 6 | | 1 | 0 | 1 |
| 2-Port Taps | 2 | FFT2-20K | 5 | 0 | 5 |
| | 3 | FFT2-17K | 6 | 0 | 6 |
| | 4 | FFT2-14K | 10 | 0 | 10 |
| | 5 | FFT2-10K | 13 | 1 | 14 |
| | 6 | FFT2-7K | 7 | 0 | 7 |
| | 7 | FFT2-4TK | 3 | 2 | 5 |
| 4-Port Taps | 2 | FFT4-20K | 2 | 0 | 2 |
| | 3 | FFT4-17K | 2 | 0 | 2 |
| | 4 | FFT4-14K | 1 | 0 | 1 |
| | 5 | FFT4-10K | 1 | 1 | 2 |
| | 6 | FFT4-7TK | 1 | 1 | 2 |
| Couplers | 1 | LPI100-1000 | 1 | 1 | 2 |
| | 2 | LLS102-1000 | 6 | 0 | 6 |
| | 3 | LLS103-1000 | 2 | 1 | 3 |
| | 4 | LDC108-1000 | 2 | 0 | 2 |
| | 6 | LDC116-1000 | 2 | 0 | 2 |
| | 11 | MB-JMP | 9 | 0 | 9 |
| | 12 | MB-SP | 1 | 0 | 1 |
| Power Supplies | 1 | XM 9015 | 2 | 0 | 2 |
| Miscellaneous | 1 | HTH Conn. | 8 | 0 | 8 |
| | 2 | Splice | 4 | 7 | 11 |
| | 3 | Term. | 19 | 1 | 20 |
| | 7 | SBH-1022 | 0 | 11 | 11 |
| General BOM Info. | | Housecount | 83 | 11 | 94 |
| | | Ports | 116 | 14 | 130 |
| | | Non-MDU Housecount | 83 | 11 | 94 |
| | | MDU Housecount | 0 | 0 | 0 |
| | | MDU Tap Ports | 0 | 0 | 0 |
| | | MDU Tap Ports Used | 0 | 0 | 0 |
| | | COM Housecount | 0 | 0 | 0 |
| | | COM Tap Ports | 0 | 0 | 0 |
| | | COM Tap Ports Used | 0 | 0 | 0 |
| | | Drop Sp. Ports | 0 | 0 | 0 |
| | | Non-Design HC | 0 | 0 | 0 |
| | | Trunk Amps | 6 | 0 | 6 |
| | | Line Extenders | 4 | 0 | 4 |
| | | Equalizers | 4 | 3 | 7 |
| | | Taps (2-Port) | 44 | 3 | 47 |
| | | Taps (4-Port) | 7 | 2 | 9 |
| | | Taps (6-Port) | 0 | 0 | 0 |
| | | Taps (8-Port) | 0 | 0 | 0 |
| | | Taps (total) | 51 | 5 | 56 |
| | | 2-Way Couplers | 21 | 1 | 22 |

| | | | | | |
|------------|---|-------------------|-------|------|-------|
| | | 3-Way Couplers | 2 | 1 | 3 |
| | | Strand/Trench | 13529 | 1794 | 15323 |
| | | Poles Used | 79 | 0 | 79 |
| Cables | 0 | EX QR715-AR | 13529 | 0 | 13529 |
| | | 100 Series | 6028 | 0 | 6028 |
| | | Total EX QR715-AR | 19557 | 0 | 19557 |
| | 1 | EX QR715-UG | 0 | 1794 | 1794 |
| | | 100 Series | 0 | 381 | 381 |
| | | Total EX QR715-UG | 0 | 2175 | 2175 |
| Connectors | 0 | QR 715 P-T | 134 | 0 | 134 |
| | 1 | QR 715 P-T | 0 | 30 | 30 |

Equipment For Network file: SW-01.

Parameters: TACOMA-750
 Actives: TACOMA-750
 Taps: TACOMA-750
 Couplers: TACOMA-750
 Cables: TACOMA-750

| Equipment type | Line # | Part Number | Ae - p1 | UG - p1 | Total - p1 | |
|-------------------|-------------------|----------------|------------|---------|------------|----|
| Actives | 1 | BLE 750-SH | 14 | 1 | 15 | |
| | 2 | BLE 750-SH | 12 | 3 | 15 | |
| | 4 | CWS BLE 750-SH | 1 | 1 | 2 | |
| | 5 | CWS BLE 750-SH | 0 | 2 | 2 | |
| | 13 | MB 750-SH | 7 | 0 | 7 | |
| | 14 | MB 750-SH | 9 | 1 | 10 | |
| | 15 | MB 750-SH | 6 | 1 | 7 | |
| | 16 | MB 750-SH | 2 | 1 | 3 | |
| | 26 | CWS MB 750-SH | 0 | 2 | 2 | |
| | 32 | Stargate 2000 | 1 | 0 | 1 | |
| | 42 | BLE100-HSXH-F | 3 | 0 | 3 | |
| | 43 | BLE100-HSXH-F | 0 | 1 | 1 | |
| | Reserve Gain | 1 | BLE-750 AR | 14 | 1 | 15 |
| | | 2 | BLE-750 AR | 12 | 3 | 15 |
| 4 | | BLE-750 UG | 1 | 1 | 2 | |
| 5 | | BLE-750 UG | 0 | 2 | 2 | |
| 13 | | MB-750 AR | 7 | 0 | 7 | |
| 14 | | MB-750 AR | 9 | 1 | 10 | |
| 15 | | MB-750 AR | 6 | 1 | 7 | |
| 16 | | MB-750 AR | 2 | 1 | 3 | |
| 26 | | MB-750 UG | 0 | 2 | 2 | |
| 32 | | Stargate 2000 | 1 | 0 | 1 | |
| 42 | | | 3 | 0 | 3 | |
| 43 | | | 0 | 1 | 1 | |
| Fwd Pads - Bank 1 | | 1 | JXP- 0 | 10 | 2 | 12 |
| | | 2 | JXP- 1 | 5 | 2 | 7 |
| | 3 | JXP- 2 | 5 | 2 | 7 | |
| | 4 | JXP- 3 | 8 | 0 | 8 | |
| | 5 | JXP- 4 | 4 | 1 | 5 | |
| | 6 | JXP- 5 | 6 | 1 | 7 | |
| | 7 | JXP- 6 | 1 | 0 | 1 | |
| | 8 | JXP- 7 | 5 | 0 | 5 | |
| | 9 | JXP- 8 | 7 | 2 | 9 | |
| | 10 | JXP- 9 | 1 | 1 | 2 | |
| | 11 | JXP- 10 | 1 | 0 | 1 | |
| | 12 | JXP- 11 | 1 | 1 | 2 | |
| | 14 | JXP- 13 | 1 | 1 | 2 | |
| | Ret Pads - Bank 1 | 1 | JXP- 0 | 5 | 0 | 5 |

| | | | | | |
|------------------|----|-----------------|----|---|----|
| | 2 | JXP- 1 | 3 | 0 | 3 |
| | 3 | JXP- 2 | 1 | 1 | 2 |
| | 4 | JXP- 3 | 8 | 0 | 8 |
| | 5 | JXP- 4 | 3 | 2 | 5 |
| | 6 | JXP- 5 | 2 | 1 | 3 |
| | 7 | JXP- 6 | 7 | 2 | 9 |
| | 8 | JXP- 7 | 5 | 2 | 7 |
| | 9 | JXP- 8 | 1 | 0 | 1 |
| | 10 | JXP- 9 | 5 | 3 | 8 |
| | 11 | JXP- 10 | 8 | 0 | 8 |
| | 12 | JXP- 11 | 2 | 1 | 3 |
| | 13 | JXP- 12 | 2 | 1 | 3 |
| | 14 | JXP- 13 | 1 | 0 | 1 |
| | 15 | JXP- 14 | 1 | 0 | 1 |
| | 16 | JXP- 15 | 1 | 0 | 1 |
| Fwd EQs - Bank 1 | 8 | SC-EQ-750- SC-3 | 1 | 0 | 1 |
| | 9 | SC-EQ-750- SC-2 | 1 | 0 | 1 |
| | 10 | SC-EQ-750- SC-1 | 0 | 1 | 1 |
| | 11 | SC-EQ-750- 0 | 1 | 2 | 3 |
| | 12 | SC-EQ-750- 2 | 8 | 1 | 9 |
| | 13 | SC-EQ-750- 4 | 3 | 0 | 3 |
| | 14 | SC-EQ-750- 6 | 15 | 1 | 16 |
| | 15 | SC-EQ-750- 8 | 12 | 3 | 15 |
| | 16 | SC-EQ-750- 10 | 3 | 2 | 5 |
| | 17 | SC-EQ-750- 12 | 3 | 2 | 5 |
| | 18 | SC-EQ-750- 14 | 5 | 0 | 5 |
| | 19 | SC-EQ-750- 16 | 2 | 1 | 3 |
| | 20 | SC-EQ-750- 18 | 1 | 0 | 1 |
| Ret EQs - Bank 1 | 1 | SEE-40- 0 | 5 | 3 | 8 |
| | 2 | SEE-40- 2 | 34 | 7 | 41 |
| | 3 | SEE-40- 4 | 14 | 3 | 17 |
| | 4 | SEE-40- 6 | 2 | 0 | 2 |
| Feeder makers | 1 | | 1 | 0 | 1 |
| Inline EQs | 3 | | 1 | 2 | 3 |
| | 4 | EX ST SPLICE | 2 | 4 | 6 |
| | 5 | NEW ST SPLICE | 3 | 1 | 4 |
| | 6 | EX BL SPLICE | 1 | 1 | 2 |
| | 7 | NEW BL SPLICE | 1 | 0 | 1 |
| | 8 | | 1 | 0 | 1 |
| | 10 | MNX-A-4 FILTER | 3 | 0 | 3 |
| 2-Port Taps | 2 | FFT2-20K | 3 | 1 | 4 |
| | 3 | FFT2-17K | 9 | 2 | 11 |
| | 4 | FFT2-14K | 14 | 4 | 18 |
| | 5 | FFT2-10K | 21 | 3 | 24 |
| | 6 | FFT2-7K | 14 | 3 | 17 |
| | 7 | FFT2-4TK | 18 | 6 | 24 |
| 4-Port Taps | 1 | FFT4-23K | 17 | 2 | 19 |

| | | | | | |
|-------------------|----|--------------------|------|-----|------|
| | 2 | FFT4-20K | 20 | 0 | 20 |
| | 3 | FFT4-17K | 32 | 1 | 33 |
| | 4 | FFT4-14K | 29 | 2 | 31 |
| | 5 | FFT4-10K | 34 | 4 | 38 |
| | 6 | FFT4-7TK | 32 | 11 | 43 |
| 8-Port Taps | 1 | FFT8-23K | 1 | 0 | 1 |
| | 2 | FFT8-20K | 6 | 0 | 6 |
| | 3 | FFT8-17K | 5 | 2 | 7 |
| | 4 | FFT8-14K | 14 | 1 | 15 |
| | 5 | FFT8-10TK | 8 | 3 | 11 |
| Couplers | 1 | LPI100 | 6 | 0 | 6 |
| | 2 | LLS102 | 26 | 6 | 32 |
| | 3 | LLS103 | 7 | 2 | 9 |
| | 4 | LDC108 | 18 | 2 | 20 |
| | 5 | LDC112 | 8 | 0 | 8 |
| | 6 | LDC116 | 0 | 1 | 1 |
| | 11 | JUMPER | 47 | 4 | 51 |
| | 12 | MBD-SPLT | 10 | 0 | 10 |
| | 13 | MBD-DC10 | 2 | 3 | 5 |
| | 14 | MBD-DC8 | 1 | 0 | 1 |
| Power Supplies | 1 | XM 9015 | 6 | 0 | 6 |
| Miscellaneous | 1 | HTH Conn. | 101 | 17 | 118 |
| | 2 | Splice | 3 | 2 | 5 |
| | 3 | Term | 28 | 22 | 50 |
| | 7 | SBH-1022 | 0 | 53 | 53 |
| | 8 | SBH-1432 | 0 | 14 | 14 |
| General BOM Info. | | Housecount | 778 | 263 | 1041 |
| | | Ports | 1086 | 166 | 1252 |
| | | Non-MDU Housecount | 698 | 56 | 754 |
| | | MDU Housecount | 80 | 207 | 287 |
| | | MDU Tap Ports | 16 | 22 | 38 |
| | | MDU Tap Ports Used | 4 | 15 | 19 |
| | | COM Housecount | 0 | 0 | 0 |
| | | COM Tap Ports | 0 | 0 | 0 |
| | | COM Tap Ports Used | 0 | 0 | 0 |
| | | Drop Sp. Ports | 0 | 0 | 0 |
| | | Non-Design HC | 0 | 0 | 0 |
| | | Trunk Amps | 28 | 6 | 34 |
| | | Line Extenders | 27 | 7 | 34 |
| | | Equalizers | 12 | 8 | 20 |
| | | Taps (2-Port) | 79 | 19 | 98 |
| | | Taps (4-Port) | 164 | 20 | 184 |
| | | Taps (6-Port) | 0 | 0 | 0 |
| | | Taps (8-Port) | 34 | 6 | 40 |
| | | Taps (total) | 277 | 45 | 322 |
| | | 2-Way Couplers | 99 | 16 | 115 |
| | | 3-Way Couplers | 7 | 2 | 9 |

| | | Strand/Trench | 57278 | 13742 | 71020 |
|------------|----|-------------------|-------|-------|-------|
| | | Poles Used | 420 | 0 | 420 |
| Cables | 0 | EX QR715-AR | 56695 | 0 | 56695 |
| | | 100 Series | 21940 | 0 | 21940 |
| | | 400 Series | 494 | 0 | 494 |
| | | Total EX QR715-AR | 79129 | 0 | 79129 |
| | 10 | NW QR715-AR | 89 | 0 | 89 |
| | | Total NW QR715-AR | 89 | 0 | 89 |
| | 1 | EX QR715-UG | 0 | 8699 | 8699 |
| | | 100 Series | 0 | 1328 | 1328 |
| | | 400 Series | 0 | 3770 | 3770 |
| | | 500 Series | 0 | 558 | 558 |
| | | Total EX QR715-UG | 0 | 14355 | 14355 |
| | 11 | NW QR715-UG | 0 | 763 | 763 |
| | | 100 Series | 0 | 34 | 34 |
| | | 200 Series | 0 | 65 | 65 |
| | | 400 Series | 0 | 445 | 445 |
| | | 500 Series | 0 | 18 | 18 |
| | | Total NW QR715-UG | 0 | 1325 | 1325 |
| Connectors | 0 | QR 715 P-T | 666 | 0 | 666 |
| | 10 | QR 715 P-T | 2 | 0 | 2 |
| | 1 | QR 715 P-T | 0 | 127 | 127 |
| | 11 | QR 715 P-T | 0 | 11 | 11 |

Equipment For Network file: SW-02.

Parameters: TACOMA-750
 Actives: TACOMA-750
 Taps: TACOMA-750
 Couplers: TACOMA-750
 Cables: TACOMA-750

| Equipment type | Line # | Part Number | Ae - p1 | UG - p1 | Total - p1 |
|-------------------|--------------|----------------|------------|---------|------------|
| Actives | 1 | BLE 750-SH | 10 | 1 | 11 |
| | 2 | BLE 750-SH | 4 | 1 | 5 |
| | 13 | MB 750-SH | 7 | 0 | 7 |
| | 14 | MB 750-SH | 1 | 1 | 2 |
| | 15 | MB 750-SH | 0 | 2 | 2 |
| | 32 | Stargate 2000 | 1 | 0 | 1 |
| | 42 | BLE100-HSXH-F | 1 | 0 | 1 |
| | 44 | BLE100-HSXH-F | 0 | 1 | 1 |
| | 48 | MB100S-2HSXH-F | 1 | 1 | 2 |
| | Reserve Gain | 1 | BLE-750 AR | 10 | 1 |
| 2 | | BLE-750 AR | 4 | 1 | 5 |
| 13 | | MB-750 AR | 7 | 0 | 7 |
| 14 | | MB-750 AR | 1 | 1 | 2 |
| 15 | | MB-750 AR | 0 | 2 | 2 |
| 32 | | Stargate 2000 | 1 | 0 | 1 |
| 42 | | | 1 | 0 | 1 |
| 44 | | | 0 | 1 | 1 |
| 48 | | | 1 | 1 | 2 |
| Fwd Pads - Bank 1 | | 1 | JXP- 0 | 5 | 2 |
| | 2 | JXP- 1 | 1 | 0 | 1 |
| | 3 | JXP- 2 | 2 | 0 | 2 |
| | 4 | JXP- 3 | 3 | 0 | 3 |
| | 5 | JXP- 4 | 1 | 0 | 1 |
| | 6 | JXP- 5 | 3 | 0 | 3 |
| | 7 | JXP- 6 | 2 | 1 | 3 |
| | 8 | JXP- 7 | 1 | 0 | 1 |
| | 9 | JXP- 8 | 3 | 1 | 4 |
| | 10 | JXP- 9 | 1 | 1 | 2 |
| | 11 | JXP- 10 | 2 | 0 | 2 |
| | 12 | JXP- 11 | 1 | 0 | 1 |
| 16 | JXP- 15 | 0 | 2 | 2 | |
| Fwd Pads - Bank 4 | 1 | NODE | 0 | 6 | 6 |
| Ret Pads - Bank 1 | 1 | JXP- 0 | 4 | 1 | 5 |
| | 2 | JXP- 1 | 1 | 0 | 1 |
| | 3 | JXP- 2 | 1 | 0 | 1 |
| | 4 | JXP- 3 | 1 | 0 | 1 |
| | 5 | JXP- 4 | 5 | 0 | 5 |
| | 6 | JXP- 5 | 5 | 1 | 6 |

| | | | | | |
|-------------------|----|-----------------|----|----|----|
| | 7 | JXP- 6 | 3 | 0 | 3 |
| | 9 | JXP- 8 | 2 | 3 | 5 |
| | 11 | JXP- 10 | 2 | 0 | 2 |
| | 15 | JXP- 14 | 0 | 1 | 1 |
| | 16 | JXP- 15 | 1 | 1 | 2 |
| Ret Pads - Bank 4 | 1 | NODE | 0 | 6 | 6 |
| Fwd EQs - Bank 1 | 7 | SC-EQ-750- SC-4 | 2 | 0 | 2 |
| | 10 | SC-EQ-750- SC-1 | 1 | 0 | 1 |
| | 11 | SC-EQ-750- 0 | 2 | 1 | 3 |
| | 12 | SC-EQ-750- 2 | 3 | 1 | 4 |
| | 13 | SC-EQ-750- 4 | 2 | 3 | 5 |
| | 14 | SC-EQ-750- 6 | 6 | 1 | 7 |
| | 15 | SC-EQ-750- 8 | 5 | 0 | 5 |
| | 16 | SC-EQ-750- 10 | 3 | 1 | 4 |
| | 20 | SC-EQ-750- 18 | 1 | 0 | 1 |
| Ret EQs - Bank 1 | 1 | SEE-40- 0 | 5 | 1 | 6 |
| | 2 | SEE-40- 2 | 18 | 6 | 24 |
| | 3 | SEE-40- 4 | 1 | 0 | 1 |
| | 4 | SEE-40- 6 | 1 | 0 | 1 |
| Feeder makers | 1 | | 1 | 0 | 1 |
| Inline EQs | 3 | | 1 | 0 | 1 |
| | 4 | EX ST SPLICE | 1 | 0 | 1 |
| | 5 | NEW ST SPLICE | 2 | 0 | 2 |
| 2-Port Taps | 3 | FFT2-17K | 2 | 0 | 2 |
| | 4 | FFT2-14K | 1 | 0 | 1 |
| | 5 | FFT2-10K | 6 | 6 | 12 |
| | 6 | FFT2-7K | 7 | 3 | 10 |
| | 7 | FFT2-4TK | 6 | 10 | 16 |
| 4-Port Taps | 1 | FFT4-23K | 10 | 0 | 10 |
| | 2 | FFT4-20K | 16 | 1 | 17 |
| | 3 | FFT4-17K | 20 | 0 | 20 |
| | 4 | FFT4-14K | 14 | 3 | 17 |
| | 5 | FFT4-10K | 17 | 0 | 17 |
| | 6 | FFT4-7TK | 12 | 5 | 17 |
| 8-Port Taps | 1 | FFT8-23K | 5 | 0 | 5 |
| | 2 | FFT8-20K | 6 | 0 | 6 |
| | 3 | FFT8-17K | 7 | 0 | 7 |
| | 4 | FFT8-14K | 9 | 0 | 9 |
| | 5 | FFT8-10TK | 11 | 0 | 11 |
| Couplers | 1 | LPI100 | 4 | 0 | 4 |
| | 2 | LLS102 | 12 | 2 | 14 |
| | 3 | LLS103 | 4 | 0 | 4 |
| | 4 | LDC108 | 11 | 2 | 13 |
| | 5 | LDC112 | 1 | 0 | 1 |
| | 6 | LDC116 | 1 | 0 | 1 |
| | 11 | JUMPER | 35 | 4 | 39 |
| | 12 | MBD-SPLT | 4 | 0 | 4 |

| | | | | | |
|-------------------|----|--------------------|-------|------|-------|
| | 13 | MBD-DC10 | 0 | 2 | 2 |
| Power Supplies | 1 | XM 9015 | 4 | 0 | 4 |
| Miscellaneous | 1 | HTH Conn. | 59 | 10 | 69 |
| | 2 | Splice | 0 | 3 | 3 |
| | 3 | Term | 12 | 3 | 15 |
| | 7 | SBH-1022 | 0 | 25 | 25 |
| | 8 | SBH-1432 | 0 | 8 | 8 |
| General BOM Info. | | Housecount | 521 | 177 | 698 |
| | | Ports | 704 | 74 | 778 |
| | | Non-MDU Housecount | 499 | 29 | 528 |
| | | MDU Housecount | 22 | 148 | 170 |
| | | MDU Tap Ports | 10 | 40 | 50 |
| | | MDU Tap Ports Used | 4 | 18 | 22 |
| | | COM Housecount | 0 | 0 | 0 |
| | | COM Tap Ports | 0 | 0 | 0 |
| | | COM Tap Ports Used | 0 | 0 | 0 |
| | | Drop Sp. Ports | 0 | 0 | 0 |
| | | Non-Design HC | 0 | 0 | 0 |
| | | Trunk Amps | 11 | 5 | 16 |
| | | Line Extenders | 14 | 2 | 16 |
| | | Equalizers | 4 | 0 | 4 |
| | | Taps (2-Port) | 22 | 19 | 41 |
| | | Taps (4-Port) | 89 | 9 | 98 |
| | | Taps (6-Port) | 0 | 0 | 0 |
| | | Taps (8-Port) | 38 | 0 | 38 |
| | | Taps (total) | 149 | 28 | 177 |
| | | 2-Way Couplers | 46 | 10 | 56 |
| | | 3-Way Couplers | 4 | 0 | 4 |
| | | Strand/Trench | 20491 | 5124 | 25615 |
| | | Poles Used | 158 | 0 | 158 |
| Cables | 0 | EX QR715-AR | 20313 | 0 | 20313 |
| | | 100 Series | 7891 | 0 | 7891 |
| | | 400 Series | 178 | 0 | 178 |
| | | Total EX QR715-AR | 28382 | 0 | 28382 |
| | 1 | EX QR715-UG | 0 | 5124 | 5124 |
| | | 100 Series | 0 | 1732 | 1732 |
| | | Total EX QR715-UG | 0 | 6856 | 6856 |
| Connectors | 0 | QR 715 P-T | 361 | 0 | 361 |
| | 1 | QR 715 P-T | 0 | 58 | 58 |

Equipment For Network file: SW-03.

Parameters: TACOMA-750
 Actives: TACOMA-750
 Taps: TACOMA-750
 Couplers: TACOMA-750
 Cables: TACOMA-750

| Equipment type | Line # | Part Number | Ae - p1 | UG - p1 | Total - p1 | |
|-------------------|-------------------|----------------|------------|---------|------------|---|
| Actives | 1 | BLE 750-SH | 4 | 1 | 5 | |
| | 4 | CWS BLE 750-SH | 0 | 2 | 2 | |
| | 5 | CWS BLE 750-SH | 0 | 4 | 4 | |
| | 13 | MB 750-SH | 3 | 0 | 3 | |
| | 14 | MB 750-SH | 1 | 0 | 1 | |
| | 23 | CWS MB 750-SH | 0 | 3 | 3 | |
| | 24 | CWS MB 750-SH | 0 | 3 | 3 | |
| | 25 | CWS MB 750-SH | 0 | 3 | 3 | |
| | 32 | Stargate 2000 | 0 | 1 | 1 | |
| | 42 | BLE100-HSXH-F | 1 | 0 | 1 | |
| | 43 | BLE100-HSXH-F | 0 | 1 | 1 | |
| | Reserve Gain | 1 | BLE-750 AR | 4 | 1 | 5 |
| | | 4 | BLE-750 UG | 0 | 2 | 2 |
| | | 5 | BLE-750 UG | 0 | 4 | 4 |
| 13 | | MB-750 AR | 3 | 0 | 3 | |
| 14 | | MB-750 AR | 1 | 0 | 1 | |
| 23 | | MB-750 UG | 0 | 3 | 3 | |
| 24 | | MB-750 UG | 0 | 3 | 3 | |
| 25 | | MB-750 UG | 0 | 3 | 3 | |
| 32 | | Stargate 2000 | 0 | 1 | 1 | |
| 42 | | | 1 | 0 | 1 | |
| 43 | | | 0 | 1 | 1 | |
| Fwd Pads - Bank 1 | 1 | JXP- 0 | 3 | 2 | 5 | |
| | 2 | JXP- 1 | 0 | 1 | 1 | |
| | 3 | JXP- 2 | 0 | 3 | 3 | |
| | 4 | JXP- 3 | 0 | 1 | 1 | |
| | 5 | JXP- 4 | 3 | 1 | 4 | |
| | 7 | JXP- 6 | 0 | 2 | 2 | |
| | 8 | JXP- 7 | 1 | 4 | 5 | |
| | 9 | JXP- 8 | 1 | 1 | 2 | |
| | 12 | JXP- 11 | 0 | 1 | 1 | |
| | 13 | JXP- 12 | 1 | 1 | 2 | |
| | 14 | JXP- 13 | 0 | 1 | 1 | |
| | Ret Pads - Bank 1 | 1 | JXP- 0 | 2 | 1 | 3 |
| | | 2 | JXP- 1 | 2 | 0 | 2 |
| | | 3 | JXP- 2 | 1 | 1 | 2 |
| 4 | | JXP- 3 | 1 | 5 | 6 | |
| 5 | | JXP- 4 | 1 | 1 | 2 | |

| | | | | | |
|------------------|----|-----------------|----|----|----|
| | 7 | JXP- 6 | 0 | 2 | 2 |
| | 8 | JXP- 7 | 0 | 1 | 1 |
| | 10 | JXP- 9 | 0 | 3 | 3 |
| | 11 | JXP- 10 | 1 | 1 | 2 |
| | 13 | JXP- 12 | 1 | 0 | 1 |
| | 14 | JXP- 13 | 0 | 2 | 2 |
| | 16 | JXP- 15 | 0 | 1 | 1 |
| Fwd EQs - Bank 1 | 8 | SC-EQ-750- SC-3 | 0 | 2 | 2 |
| | 10 | SC-EQ-750- SC-1 | 0 | 1 | 1 |
| | 11 | SC-EQ-750- 0 | 0 | 2 | 2 |
| | 12 | SC-EQ-750- 2 | 1 | 4 | 5 |
| | 13 | SC-EQ-750- 4 | 1 | 2 | 3 |
| | 14 | SC-EQ-750- 6 | 3 | 2 | 5 |
| | 16 | SC-EQ-750- 10 | 0 | 1 | 1 |
| | 17 | SC-EQ-750- 12 | 1 | 2 | 3 |
| | 18 | SC-EQ-750- 14 | 2 | 0 | 2 |
| | 19 | SC-EQ-750- 16 | 1 | 2 | 3 |
| Ret EQs - Bank 1 | 1 | SEE-40- 0 | 1 | 1 | 2 |
| | 2 | SEE-40- 2 | 5 | 11 | 16 |
| | 3 | SEE-40- 4 | 2 | 5 | 7 |
| | 4 | SEE-40- 6 | 1 | 1 | 2 |
| Feeder makers | 1 | | 0 | 1 | 1 |
| Inline EQs | 3 | | 0 | 1 | 1 |
| | 5 | NEW ST SPLICE | 1 | 0 | 1 |
| | 6 | EX BL SPLICE | 0 | 3 | 3 |
| 2-Port Taps | 2 | FFT2-20K | 0 | 1 | 1 |
| | 4 | FFT2-14K | 0 | 3 | 3 |
| | 5 | FFT2-10K | 1 | 12 | 13 |
| | 6 | FFT2-7K | 1 | 6 | 7 |
| | 7 | FFT2-4TK | 1 | 10 | 11 |
| 4-Port Taps | 1 | FFT4-23K | 0 | 2 | 2 |
| | 3 | FFT4-17K | 2 | 1 | 3 |
| | 5 | FFT4-10K | 5 | 1 | 6 |
| | 6 | FFT4-7TK | 3 | 5 | 8 |
| Couplers | 1 | LPI100 | 1 | 2 | 3 |
| | 2 | LLS102 | 4 | 8 | 12 |
| | 3 | LLS103 | 1 | 2 | 3 |
| | 4 | LDC108 | 2 | 4 | 6 |
| | 5 | LDC112 | 1 | 1 | 2 |
| | 11 | JUMPER | 44 | 13 | 57 |
| | 12 | MBD-SPLT | 1 | 2 | 3 |
| | 13 | MBD-DC10 | 2 | 2 | 4 |
| Power Supplies | 1 | XM 9015 | 2 | 0 | 2 |
| | 2 | XM 9015 CWS | 0 | 1 | 1 |
| Miscellaneous | 1 | HTH Conn. | 7 | 20 | 27 |
| | 2 | Splice | 4 | 2 | 6 |
| | 3 | Term | 5 | 22 | 27 |

| | | | | | |
|-------------------|----|--------------------|-------|-------|-------|
| | 7 | SBH-1022 | 0 | 46 | 46 |
| | 8 | SBH-1432 | 0 | 25 | 25 |
| | 9 | PS6 | 0 | 2 | 2 |
| General BOM Info. | | Housecount | 26 | 594 | 620 |
| | | Ports | 46 | 100 | 146 |
| | | Non-MDU Housecount | 16 | 17 | 33 |
| | | MDU Housecount | 10 | 577 | 587 |
| | | MDU Tap Ports | 2 | 48 | 50 |
| | | MDU Tap Ports Used | 1 | 39 | 40 |
| | | COM Housecount | 0 | 0 | 0 |
| | | COM Tap Ports | 0 | 0 | 0 |
| | | COM Tap Ports Used | 0 | 0 | 0 |
| | | Drop Sp. Ports | 0 | 0 | 0 |
| | | Non-Design HC | 0 | 0 | 0 |
| | | Trunk Amps | 5 | 11 | 16 |
| | | Line Extenders | 4 | 7 | 11 |
| | | Equalizers | 1 | 4 | 5 |
| | | Taps (2-Port) | 3 | 32 | 35 |
| | | Taps (4-Port) | 10 | 9 | 19 |
| | | Taps (6-Port) | 0 | 0 | 0 |
| | | Taps (8-Port) | 0 | 0 | 0 |
| | | Taps (total) | 13 | 41 | 54 |
| | | 2-Way Couplers | 15 | 32 | 47 |
| | | 3-Way Couplers | 1 | 2 | 3 |
| | | Strand/Trench | 9859 | 13237 | 23096 |
| | | Poles Used | 56 | 0 | 56 |
| Cables | 0 | EX QR715-AR | 9554 | 0 | 9554 |
| | | 100 Series | 3143 | 0 | 3143 |
| | | Total EX QR715-AR | 12697 | 0 | 12697 |
| | 4 | 400 Series | 305 | 0 | 305 |
| | | Total EX QR320 AR | 305 | 0 | 305 |
| | 1 | EX QR715-UG | 0 | 4219 | 4219 |
| | | 100 Series | 0 | 2623 | 2623 |
| | | 400 Series | 0 | 8126 | 8126 |
| | | 500 Series | 0 | 1612 | 1612 |
| | | Total EX QR715-UG | 0 | 16580 | 16580 |
| | 11 | NW QR715-UG | 0 | 822 | 822 |
| | | 200 Series | 0 | 70 | 70 |
| | | Total NW QR715-UG | 0 | 892 | 892 |
| Connectors | 0 | QR 715 P-T | 136 | 0 | 136 |
| | 4 | | 2 | 0 | 2 |
| | 1 | QR 715 P-T | 0 | 132 | 132 |
| | 11 | QR 715 P-T | 0 | 6 | 6 |

Equipment For Network file: SW-04.

Parameters: TACOMA-750
 Actives: TACOMA-750
 Taps: TACOMA-750
 Couplers: TACOMA-750
 Cables: TACOMA-750

| Equipment type | Line # | Part Number | Ae - p1 | UG - p1 | Total - p1 | |
|-------------------|--------------|----------------|------------|---------|------------|---|
| Actives | 1 | BLE 750-SH | 4 | 5 | 9 | |
| | 2 | BLE 750-SH | 1 | 0 | 1 | |
| | 4 | CWS BLE 750-SH | 0 | 7 | 7 | |
| | 5 | CWS BLE 750-SH | 0 | 2 | 2 | |
| | 13 | MB 750-SH | 5 | 0 | 5 | |
| | 14 | MB 750-SH | 6 | 0 | 6 | |
| | 24 | CWS MB 750-SH | 0 | 2 | 2 | |
| | 25 | CWS MB 750-SH | 0 | 3 | 3 | |
| | 32 | Stargate 2000 | 1 | 0 | 1 | |
| | 47 | MB100S-2HSXH-F | 1 | 1 | 2 | |
| | 49 | MB100S-2HSXH-F | 1 | 0 | 1 | |
| | Reserve Gain | 1 | BLE-750 AR | 4 | 5 | 9 |
| | | 2 | BLE-750 AR | 1 | 0 | 1 |
| | | 4 | BLE-750 UG | 0 | 7 | 7 |
| 5 | | BLE-750 UG | 0 | 2 | 2 | |
| 13 | | MB-750 AR | 5 | 0 | 5 | |
| 14 | | MB-750 AR | 6 | 0 | 6 | |
| 24 | | MB-750 UG | 0 | 2 | 2 | |
| 25 | | MB-750 UG | 0 | 3 | 3 | |
| 32 | | Stargate 2000 | 1 | 0 | 1 | |
| 47 | | | 1 | 1 | 2 | |
| 49 | | | 1 | 0 | 1 | |
| Fwd Pads - Bank 1 | 1 | JXP- 0 | 2 | 1 | 3 | |
| | 2 | JXP- 1 | 0 | 2 | 2 | |
| | 3 | JXP- 2 | 2 | 2 | 4 | |
| | 4 | JXP- 3 | 0 | 1 | 1 | |
| | 5 | JXP- 4 | 1 | 0 | 1 | |
| | 6 | JXP- 5 | 1 | 2 | 3 | |
| | 7 | JXP- 6 | 0 | 2 | 2 | |
| | 8 | JXP- 7 | 3 | 3 | 6 | |
| | 9 | JXP- 8 | 3 | 2 | 5 | |
| | 10 | JXP- 9 | 2 | 1 | 3 | |
| | 11 | JXP- 10 | 4 | 1 | 5 | |
| | 12 | JXP- 11 | 1 | 0 | 1 | |
| | 13 | JXP- 12 | 0 | 1 | 1 | |
| | 14 | JXP- 13 | 0 | 1 | 1 | |
| | 15 | JXP- 14 | 0 | 1 | 1 | |
| Ret Pads - Bank 1 | 1 | JXP- 0 | 2 | 0 | 2 | |

| | | | | | |
|------------------|----|-----------------|----|----|----|
| | 2 | JXP- 1 | 1 | 0 | 1 |
| | 3 | JXP- 2 | 0 | 2 | 2 |
| | 4 | JXP- 3 | 2 | 1 | 3 |
| | 5 | JXP- 4 | 2 | 0 | 2 |
| | 6 | JXP- 5 | 1 | 2 | 3 |
| | 7 | JXP- 6 | 3 | 2 | 5 |
| | 8 | JXP- 7 | 0 | 1 | 1 |
| | 9 | JXP- 8 | 1 | 2 | 3 |
| | 10 | JXP- 9 | 1 | 5 | 6 |
| | 11 | JXP- 10 | 3 | 1 | 4 |
| | 12 | JXP- 11 | 1 | 3 | 4 |
| | 13 | JXP- 12 | 1 | 1 | 2 |
| | 16 | JXP- 15 | 1 | 0 | 1 |
| Fwd EQs - Bank 1 | 4 | SC-EQ-750- SC-7 | 0 | 1 | 1 |
| | 6 | SC-EQ-750- SC-5 | 0 | 1 | 1 |
| | 8 | SC-EQ-750- SC-3 | 2 | 0 | 2 |
| | 9 | SC-EQ-750- SC-2 | 1 | 0 | 1 |
| | 10 | SC-EQ-750- SC-1 | 1 | 0 | 1 |
| | 11 | SC-EQ-750- 0 | 1 | 1 | 2 |
| | 12 | SC-EQ-750- 2 | 0 | 3 | 3 |
| | 13 | SC-EQ-750- 4 | 5 | 3 | 8 |
| | 14 | SC-EQ-750- 6 | 4 | 3 | 7 |
| | 15 | SC-EQ-750- 8 | 2 | 4 | 6 |
| | 16 | SC-EQ-750- 10 | 0 | 2 | 2 |
| | 17 | SC-EQ-750- 12 | 1 | 1 | 2 |
| | 18 | SC-EQ-750- 14 | 2 | 0 | 2 |
| | 19 | SC-EQ-750- 16 | 0 | 1 | 1 |
| Ret EQs - Bank 1 | 1 | SEE-40- 0 | 1 | 4 | 5 |
| | 2 | SEE-40- 2 | 14 | 13 | 27 |
| | 3 | SEE-40- 4 | 4 | 3 | 7 |
| FeederMakers | 1 | | 1 | 0 | 1 |
| Inline EQs | 4 | EX ST SPLICE | 5 | 0 | 5 |
| | 5 | NEW ST SPLICE | 4 | 1 | 5 |
| | 6 | EX BL SPLICE | 1 | 1 | 2 |
| | 7 | NEW BL SPLICE | 0 | 1 | 1 |
| 2-Port Taps | 2 | FFT2-20K | 1 | 0 | 1 |
| | 3 | FFT2-17K | 0 | 1 | 1 |
| | 4 | FFT2-14K | 4 | 4 | 8 |
| | 5 | FFT2-10K | 3 | 13 | 16 |
| | 6 | FFT2-7K | 2 | 9 | 11 |
| | 7 | FFT2-4TK | 2 | 12 | 14 |
| 4-Port Taps | 1 | FFT4-23K | 4 | 3 | 7 |
| | 2 | FFT4-20K | 5 | 2 | 7 |
| | 3 | FFT4-17K | 6 | 5 | 11 |
| | 4 | FFT4-14K | 9 | 3 | 12 |
| | 5 | FFT4-10K | 8 | 16 | 24 |
| | 6 | FFT4-7TK | 4 | 12 | 16 |

| | | | | | |
|-------------------|----|--------------------|-------|-------|-------|
| 8-Port Taps | 1 | FFT8-23K | 1 | 0 | 1 |
| | 2 | FFT8-20K | 2 | 0 | 2 |
| | 3 | FFT8-17K | 2 | 1 | 3 |
| | 4 | FFT8-14K | 2 | 2 | 4 |
| | 5 | FFT8-10TK | 0 | 6 | 6 |
| Couplers | 1 | LPI100 | 3 | 0 | 3 |
| | 2 | LLS102 | 3 | 7 | 10 |
| | 3 | LLS103 | 4 | 2 | 6 |
| | 4 | LDC108 | 4 | 1 | 5 |
| | 5 | LDC112 | 8 | 1 | 9 |
| | 11 | JUMPER | 64 | 6 | 70 |
| | 12 | MBD-SPLT | 4 | 1 | 5 |
| | 13 | MBD-DC10 | 1 | 0 | 1 |
| Power Supplies | 1 | XM 9015 | 3 | 0 | 3 |
| Miscellaneous | 1 | HTH Conn. | 34 | 27 | 61 |
| | 2 | Splice | 1 | 0 | 1 |
| | 3 | Term | 7 | 19 | 26 |
| | 7 | SBH-1022 | 0 | 80 | 80 |
| | 8 | SBH-1432 | 0 | 23 | 23 |
| General BOM Info. | | Housecount | 126 | 761 | 887 |
| | | Ports | 224 | 314 | 538 |
| | | Non-MDU Housecount | 126 | 163 | 289 |
| | | MDU Housecount | 0 | 598 | 598 |
| | | MDU Tap Ports | 0 | 92 | 92 |
| | | MDU Tap Ports Used | 0 | 47 | 47 |
| | | COM Housecount | 0 | 0 | 0 |
| | | COM Tap Ports | 0 | 0 | 0 |
| | | COM Tap Ports Used | 0 | 0 | 0 |
| | | Drop Sp. Ports | 0 | 0 | 0 |
| | | Non-Design HC | 0 | 0 | 0 |
| | | Trunk Amps | 14 | 6 | 20 |
| | | Line Extenders | 5 | 14 | 19 |
| | | Equalizers | 10 | 3 | 13 |
| | | Taps (2-Port) | 12 | 39 | 51 |
| | | Taps (4-Port) | 36 | 41 | 77 |
| | | Taps (6-Port) | 0 | 0 | 0 |
| | | Taps (8-Port) | 7 | 9 | 16 |
| | | Taps (total) | 55 | 89 | 144 |
| | | 2-Way Couplers | 40 | 16 | 56 |
| | | 3-Way Couplers | 4 | 2 | 6 |
| | | Strand/Trench | 18927 | 19413 | 38340 |
| | | Poles Used | 111 | 0 | 111 |
| Cables | 0 | EX QR715-AR | 18294 | 0 | 18294 |
| | | 100 Series | 6390 | 0 | 6390 |
| | | 400 Series | 633 | 0 | 633 |
| | | Total EX QR715-AR | 25317 | 0 | 25317 |
| | 1 | EX QR715-UG | 0 | 8552 | 8552 |

| | | | | | |
|------------|---|-------------------|-----|-------|-------|
| | | 100 Series | 0 | 1174 | 1174 |
| | | 200 Series | 0 | 50 | 50 |
| | | 400 Series | 0 | 10811 | 10811 |
| | | 500 Series | 0 | 2413 | 2413 |
| | | Total EX QR715-UG | 0 | 23000 | 23000 |
| Connectors | 0 | QR 715 P-T | 243 | 0 | 243 |
| | 1 | QR 715 P-T | 0 | 197 | 197 |

Equipment For Network file: SW-05.

Parameters: TACOMA-750
 Actives: TACOMA-750
 Taps: TACOMA-750
 Couplers: TACOMA-750
 Cables: TACOMA-750

| Equipment type | Line # | Part Number | Ae - p1 | UG - p1 | Total - p1 | |
|-------------------|--------------|----------------|------------|---------|------------|----|
| Actives | 1 | BLE 750-SH | 5 | 6 | 11 | |
| | 2 | BLE 750-SH | 3 | 3 | 6 | |
| | 5 | CWS BLE 750-SH | 0 | 1 | 1 | |
| | 13 | MB 750-SH | 4 | 2 | 6 | |
| | 14 | MB 750-SH | 3 | 2 | 5 | |
| | 15 | MB 750-SH | 0 | 2 | 2 | |
| | 23 | CWS MB 750-SH | 0 | 2 | 2 | |
| | 24 | CWS MB 750-SH | 0 | 3 | 3 | |
| | 25 | CWS MB 750-SH | 0 | 1 | 1 | |
| | 26 | CWS MB 750-SH | 0 | 1 | 1 | |
| | 32 | Stargate 2000 | 1 | 0 | 1 | |
| | Reserve Gain | 1 | BLE-750 AR | 5 | 6 | 11 |
| | | 2 | BLE-750 AR | 3 | 3 | 6 |
| 5 | | BLE-750 UG | 0 | 1 | 1 | |
| 13 | | MB-750 AR | 4 | 2 | 6 | |
| 14 | | MB-750 AR | 3 | 2 | 5 | |
| 15 | | MB-750 AR | 0 | 2 | 2 | |
| 23 | | MB-750 UG | 0 | 2 | 2 | |
| 24 | | MB-750 UG | 0 | 3 | 3 | |
| 25 | | MB-750 UG | 0 | 1 | 1 | |
| 26 | | MB-750 UG | 0 | 1 | 1 | |
| 32 | | Stargate 2000 | 1 | 0 | 1 | |
| Fwd Pads - Bank 1 | 1 | JXP- 0 | 1 | 7 | 8 | |
| | 2 | JXP- 1 | 2 | 1 | 3 | |
| | 3 | JXP- 2 | 2 | 2 | 4 | |
| | 4 | JXP- 3 | 3 | 3 | 6 | |
| | 5 | JXP- 4 | 1 | 1 | 2 | |
| | 6 | JXP- 5 | 2 | 1 | 3 | |
| | 7 | JXP- 6 | 1 | 2 | 3 | |
| | 8 | JXP- 7 | 2 | 2 | 4 | |
| | 9 | JXP- 8 | 2 | 3 | 5 | |
| | 16 | JXP- 15 | 0 | 1 | 1 | |
| Ret Pads - Bank 1 | 1 | JXP- 0 | 2 | 2 | 4 | |
| | 2 | JXP- 1 | 1 | 2 | 3 | |
| | 3 | JXP- 2 | 1 | 2 | 3 | |
| | 4 | JXP- 3 | 1 | 2 | 3 | |
| | 5 | JXP- 4 | 0 | 2 | 2 | |
| | 6 | JXP- 5 | 2 | 2 | 4 | |

| | | | | | |
|------------------|----|-----------------|----|----|----|
| | 7 | JXP- 6 | 0 | 4 | 4 |
| | 8 | JXP- 7 | 1 | 0 | 1 |
| | 9 | JXP- 8 | 1 | 2 | 3 |
| | 10 | JXP- 9 | 3 | 1 | 4 |
| | 11 | JXP- 10 | 1 | 2 | 3 |
| | 12 | JXP- 11 | 1 | 1 | 2 |
| | 15 | JXP- 14 | 1 | 1 | 2 |
| | 16 | JXP- 15 | 1 | 0 | 1 |
| Fwd EQs - Bank 1 | 7 | SC-EQ-750- SC-4 | 0 | 2 | 2 |
| | 8 | SC-EQ-750- SC-3 | 0 | 1 | 1 |
| | 9 | SC-EQ-750- SC-2 | 0 | 1 | 1 |
| | 11 | SC-EQ-750- 0 | 1 | 0 | 1 |
| | 12 | SC-EQ-750- 2 | 0 | 1 | 1 |
| | 13 | SC-EQ-750- 4 | 4 | 2 | 6 |
| | 14 | SC-EQ-750- 6 | 2 | 1 | 3 |
| | 15 | SC-EQ-750- 8 | 2 | 5 | 7 |
| | 16 | SC-EQ-750- 10 | 4 | 4 | 8 |
| | 17 | SC-EQ-750- 12 | 3 | 3 | 6 |
| | 18 | SC-EQ-750- 14 | 0 | 2 | 2 |
| | 20 | SC-EQ-750- 18 | 0 | 1 | 1 |
| Ret EQs - Bank 1 | 1 | SEE-40- 0 | 2 | 1 | 3 |
| | 2 | SEE-40- 2 | 12 | 15 | 27 |
| | 3 | SEE-40- 4 | 2 | 5 | 7 |
| | 4 | SEE-40- 6 | 0 | 2 | 2 |
| Feeder makers | 1 | | 1 | 0 | 1 |
| Inline EQs | 2 | | 2 | 0 | 2 |
| | 4 | EX ST SPLICE | 2 | 22 | 24 |
| 2-Port Taps | 2 | FFT2-20K | 1 | 0 | 1 |
| | 3 | FFT2-17K | 1 | 0 | 1 |
| | 4 | FFT2-14K | 3 | 3 | 6 |
| | 5 | FFT2-10K | 6 | 3 | 9 |
| | 6 | FFT2-7K | 3 | 6 | 9 |
| | 7 | FFT2-4TK | 7 | 15 | 22 |
| 4-Port Taps | 1 | FFT4-23K | 9 | 2 | 11 |
| | 2 | FFT4-20K | 14 | 6 | 20 |
| | 3 | FFT4-17K | 14 | 10 | 24 |
| | 4 | FFT4-14K | 12 | 9 | 21 |
| | 5 | FFT4-10K | 13 | 16 | 29 |
| | 6 | FFT4-7TK | 9 | 11 | 20 |
| 8-Port Taps | 1 | FFT8-23K | 1 | 7 | 8 |
| | 2 | FFT8-20K | 2 | 4 | 6 |
| | 3 | FFT8-17K | 3 | 1 | 4 |
| | 4 | FFT8-14K | 0 | 3 | 3 |
| | 5 | FFT8-10TK | 4 | 7 | 11 |
| Couplers | 1 | LPI100 | 3 | 1 | 4 |
| | 2 | LLS102 | 8 | 9 | 17 |
| | 3 | LLS103 | 2 | 3 | 5 |

| | | | | | |
|-------------------|----|--------------------|-------|-------|-------|
| | 4 | LDC108 | 4 | 7 | 11 |
| | 5 | LDC112 | 3 | 2 | 5 |
| | 11 | JUMPER | 45 | 13 | 58 |
| | 12 | MBD-SPLT | 1 | 4 | 5 |
| | 13 | MBD-DC10 | 1 | 1 | 2 |
| | 14 | MBD-DC8 | 1 | 0 | 1 |
| Power Supplies | 1 | XM 9015 | 3 | 0 | 3 |
| | 2 | XM 9015 CWS | 0 | 1 | 1 |
| Miscellaneous | 1 | HTH Conn. | 36 | 37 | 73 |
| | 2 | Splice | 0 | 3 | 3 |
| | 3 | Term | 5 | 16 | 21 |
| | 7 | SBH-1022 | 0 | 125 | 125 |
| | 8 | SBH-1432 | 0 | 24 | 24 |
| | 9 | PS6 | 0 | 2 | 2 |
| General BOM Info. | | Housecount | 310 | 817 | 1127 |
| | | Ports | 406 | 446 | 852 |
| | | Non-MDU Housecount | 294 | 309 | 603 |
| | | MDU Housecount | 16 | 508 | 524 |
| | | MDU Tap Ports | 2 | 44 | 46 |
| | | MDU Tap Ports Used | 2 | 32 | 34 |
| | | COM Housecount | 0 | 0 | 0 |
| | | COM Tap Ports | 0 | 0 | 0 |
| | | COM Tap Ports Used | 0 | 0 | 0 |
| | | Drop Sp. Ports | 0 | 0 | 0 |
| | | Non-Design HC | 0 | 0 | 0 |
| | | Trunk Amps | 8 | 13 | 21 |
| | | Line Extenders | 8 | 10 | 18 |
| | | Equalizers | 4 | 22 | 26 |
| | | Taps (2-Port) | 21 | 27 | 48 |
| | | Taps (4-Port) | 71 | 54 | 125 |
| | | Taps (6-Port) | 0 | 0 | 0 |
| | | Taps (8-Port) | 10 | 22 | 32 |
| | | Taps (total) | 102 | 103 | 205 |
| | | 2-Way Couplers | 32 | 37 | 69 |
| | | 3-Way Couplers | 2 | 3 | 5 |
| | | Strand/Trench | 16988 | 21361 | 38349 |
| | | Poles Used | 131 | 0 | 131 |
| Cables | 0 | EX QR715-AR | 16988 | 0 | 16988 |
| | | 100 Series | 5091 | 0 | 5091 |
| | | Total EX QR715-AR | 22079 | 0 | 22079 |
| | 1 | EX QR715-UG | 0 | 16968 | 16968 |
| | | 100 Series | 0 | 6956 | 6956 |
| | | 400 Series | 0 | 4393 | 4393 |
| | | 500 Series | 0 | 977 | 977 |
| | | Total EX QR715-UG | 0 | 29294 | 29294 |
| Connectors | 0 | QR 715 P-T | 291 | 0 | 291 |
| | 1 | QR 715 P-T | 0 | 270 | 270 |

Equipment For Network file: SW-06.

Parameters: TACOMA-750
 Actives: TACOMA-750
 Taps: TACOMA-750
 Couplers: TACOMA-750
 Cables: TACOMA-750

| Equipment type | Line # | Part Number | Ae - p1 | UG - p1 | Total - p1 | |
|-------------------|--------------|----------------|------------|---------|------------|----|
| Actives | 1 | BLE 750-SH | 10 | 8 | 18 | |
| | 2 | BLE 750-SH | 2 | 0 | 2 | |
| | 4 | CWS BLE 750-SH | 1 | 0 | 1 | |
| | 5 | CWS BLE 750-SH | 1 | 0 | 1 | |
| | 13 | MB 750-SH | 8 | 1 | 9 | |
| | 14 | MB 750-SH | 10 | 0 | 10 | |
| | 15 | MB 750-SH | 4 | 2 | 6 | |
| | 16 | MB 750-SH | 1 | 1 | 2 | |
| | 24 | CWS MB 750-SH | 1 | 0 | 1 | |
| | 25 | CWS MB 750-SH | 2 | 0 | 2 | |
| | 32 | Stargate 2000 | 1 | 0 | 1 | |
| | 42 | BLE100-HSXH-F | 1 | 0 | 1 | |
| | 47 | MB100S-2HSXH-F | 2 | 2 | 4 | |
| | 48 | MB100S-2HSXH-F | 0 | 1 | 1 | |
| | 49 | MB100S-2HSXH-F | 0 | 1 | 1 | |
| | Reserve Gain | 1 | BLE-750 AR | 10 | 8 | 18 |
| | | 2 | BLE-750 AR | 2 | 0 | 2 |
| | | 4 | BLE-750 UG | 1 | 0 | 1 |
| | | 5 | BLE-750 UG | 1 | 0 | 1 |
| 13 | | MB-750 AR | 8 | 1 | 9 | |
| 14 | | MB-750 AR | 10 | 0 | 10 | |
| 15 | | MB-750 AR | 4 | 2 | 6 | |
| 16 | | MB-750 AR | 1 | 1 | 2 | |
| 24 | | MB-750 UG | 1 | 0 | 1 | |
| 25 | | MB-750 UG | 2 | 0 | 2 | |
| 32 | | Stargate 2000 | 1 | 0 | 1 | |
| 42 | | | 1 | 0 | 1 | |
| 47 | | | 2 | 2 | 4 | |
| 48 | | 0 | 1 | 1 | | |
| 49 | | 0 | 1 | 1 | | |
| Fwd Pads - Bank 1 | 1 | JXP- 0 | 7 | 3 | 10 | |
| | 2 | JXP- 1 | 2 | 1 | 3 | |
| | 3 | JXP- 2 | 4 | 1 | 5 | |
| | 4 | JXP- 3 | 6 | 3 | 9 | |
| | 5 | JXP- 4 | 6 | 0 | 6 | |
| | 6 | JXP- 5 | 3 | 2 | 5 | |
| | 8 | JXP- 7 | 6 | 2 | 8 | |
| | 9 | JXP- 8 | 0 | 1 | 1 | |

| | | | | | |
|-------------------|----|-----------------|----|----|----|
| | 10 | JXP- 9 | 6 | 0 | 6 |
| | 11 | JXP- 10 | 1 | 2 | 3 |
| | 12 | JXP- 11 | 2 | 1 | 3 |
| | 16 | JXP- 15 | 1 | 0 | 1 |
| Fwd Pads - Bank 4 | 1 | NODE | 0 | 4 | 4 |
| Ret Pads - Bank 1 | 1 | JXP- 0 | 3 | 0 | 3 |
| | 2 | JXP- 1 | 0 | 1 | 1 |
| | 3 | JXP- 2 | 5 | 0 | 5 |
| | 4 | JXP- 3 | 2 | 2 | 4 |
| | 5 | JXP- 4 | 5 | 0 | 5 |
| | 6 | JXP- 5 | 9 | 3 | 12 |
| | 7 | JXP- 6 | 2 | 2 | 4 |
| | 8 | JXP- 7 | 0 | 2 | 2 |
| | 9 | JXP- 8 | 3 | 3 | 6 |
| | 10 | JXP- 9 | 6 | 1 | 7 |
| | 11 | JXP- 10 | 4 | 0 | 4 |
| | 12 | JXP- 11 | 2 | 0 | 2 |
| | 13 | JXP- 12 | 0 | 2 | 2 |
| | 16 | JXP- 15 | 3 | 0 | 3 |
| Ret Pads - Bank 4 | 1 | NODE | 0 | 4 | 4 |
| Fwd EQs - Bank 1 | 7 | SC-EQ-750- SC-4 | 0 | 2 | 2 |
| | 8 | SC-EQ-750- SC-3 | 1 | 0 | 1 |
| | 9 | SC-EQ-750- SC-2 | 1 | 0 | 1 |
| | 10 | SC-EQ-750- SC-1 | 1 | 0 | 1 |
| | 11 | SC-EQ-750- 0 | 2 | 1 | 3 |
| | 12 | SC-EQ-750- 2 | 7 | 1 | 8 |
| | 13 | SC-EQ-750- 4 | 5 | 3 | 8 |
| | 14 | SC-EQ-750- 6 | 7 | 1 | 8 |
| | 15 | SC-EQ-750- 8 | 5 | 1 | 6 |
| | 16 | SC-EQ-750- 10 | 8 | 3 | 11 |
| | 17 | SC-EQ-750- 12 | 3 | 3 | 6 |
| | 18 | SC-EQ-750- 14 | 2 | 0 | 2 |
| | 19 | SC-EQ-750- 16 | 2 | 1 | 3 |
| Ret EQs - Bank 1 | 1 | SEE-40- 0 | 8 | 1 | 9 |
| | 2 | SEE-40- 2 | 23 | 10 | 33 |
| | 3 | SEE-40- 4 | 11 | 5 | 16 |
| | 4 | SEE-40- 6 | 2 | 0 | 2 |
| Feeder-makers | 1 | | 1 | 0 | 1 |
| Inline EQs | 2 | | 1 | 0 | 1 |
| | 3 | | 0 | 3 | 3 |
| | 4 | EX ST SPLICE | 0 | 1 | 1 |
| | 5 | NEW ST SPLICE | 2 | 6 | 8 |
| | 6 | EX BL SPLICE | 0 | 1 | 1 |
| | 8 | | 3 | 1 | 4 |
| 2-Port Taps | 1 | FFT2-23K | 1 | 0 | 1 |
| | 2 | FFT2-20K | 1 | 3 | 4 |
| | 3 | FFT2-17K | 2 | 4 | 6 |

| | | | | | |
|-------------------|----|--------------------|------|-----|------|
| | 4 | FFT2-14K | 4 | 3 | 7 |
| | 5 | FFT2-10K | 11 | 2 | 13 |
| | 6 | FFT2-7K | 4 | 3 | 7 |
| | 7 | FFT2-4TK | 13 | 3 | 16 |
| 4-Port Taps | 1 | FFT4-23K | 22 | 3 | 25 |
| | 2 | FFT4-20K | 28 | 6 | 34 |
| | 3 | FFT4-17K | 29 | 7 | 36 |
| | 4 | FFT4-14K | 47 | 7 | 54 |
| | 5 | FFT4-10K | 48 | 8 | 56 |
| | 6 | FFT4-7TK | 18 | 6 | 24 |
| 8-Port Taps | 1 | FFT8-23K | 4 | 4 | 8 |
| | 2 | FFT8-20K | 11 | 4 | 15 |
| | 3 | FFT8-17K | 6 | 9 | 15 |
| | 4 | FFT8-14K | 8 | 7 | 15 |
| | 5 | FFT8-10TK | 10 | 17 | 27 |
| Couplers | 1 | LPI100 | 4 | 0 | 4 |
| | 2 | LLS102 | 14 | 8 | 22 |
| | 3 | LLS103 | 7 | 4 | 11 |
| | 4 | LDC108 | 11 | 7 | 18 |
| | 5 | LDC112 | 7 | 0 | 7 |
| | 11 | JUMPER | 39 | 8 | 47 |
| | 12 | MBD-SPLT | 3 | 1 | 4 |
| | 13 | MBD-DC10 | 4 | 0 | 4 |
| | 14 | MBD-DC8 | 1 | 0 | 1 |
| Power Supplies | 1 | XM 9015 | 4 | 0 | 4 |
| Miscellaneous | 1 | HTH Conn. | 69 | 28 | 97 |
| | 2 | Splice | 2 | 1 | 3 |
| | 3 | Term | 28 | 21 | 49 |
| | 7 | SBH-1022 | 0 | 103 | 103 |
| | 8 | SBH-1432 | 0 | 17 | 17 |
| General BOM Info. | | Housecount | 810 | 257 | 1067 |
| | | Ports | 1152 | 512 | 1664 |
| | | Non-MDU Housecount | 788 | 186 | 974 |
| | | MDU Housecount | 22 | 71 | 93 |
| | | MDU Tap Ports | 6 | 54 | 60 |
| | | MDU Tap Ports Used | 2 | 7 | 9 |
| | | COM Housecount | 0 | 0 | 0 |
| | | COM Tap Ports | 0 | 0 | 0 |
| | | COM Tap Ports Used | 0 | 0 | 0 |
| | | Drop Sp. Ports | 0 | 0 | 0 |
| | | Non-Design HC | 0 | 0 | 0 |
| | | Trunk Amps | 30 | 8 | 38 |
| | | Line Extenders | 14 | 8 | 22 |
| | | Equalizers | 6 | 12 | 18 |
| | | Taps (2-Port) | 36 | 18 | 54 |
| | | Taps (4-Port) | 192 | 37 | 229 |
| | | Taps (6-Port) | 0 | 0 | 0 |

| | | | | | |
|------------|----|-------------------|-------|-------|-------|
| | | Taps (8-Port) | 39 | 41 | 80 |
| | | Taps (total) | 267 | 96 | 363 |
| | | 2-Way Couplers | 74 | 24 | 98 |
| | | 3-Way Couplers | 7 | 4 | 11 |
| | | Strand/Trench | 49529 | 21086 | 70615 |
| | | Poles Used | 363 | 0 | 363 |
| Cables | 0 | EX QR715-AR | 49529 | 0 | 49529 |
| | | 100 Series | 14306 | 0 | 14306 |
| | | Total EX QR715-AR | 63835 | 0 | 63835 |
| | 10 | 300 Series | 566 | 0 | 566 |
| | | Total NW QR715-AR | 566 | 0 | 566 |
| | 1 | EX QR715-UG | 0 | 20491 | 20491 |
| | | 100 Series | 0 | 2968 | 2968 |
| | | 400 Series | 0 | 595 | 595 |
| | | 500 Series | 0 | 74 | 74 |
| | | Total EX QR715-UG | 0 | 24128 | 24128 |
| Connectors | 0 | QR 715 P-T | 603 | 0 | 603 |
| | 10 | QR 715 P-T | 6 | 0 | 6 |
| | 1 | QR 715 P-T | 0 | 234 | 234 |

Equipment For Network file: SW-07.

Parameters: TACOMA-750
 Actives: TACOMA-750
 Taps: TACOMA-750
 Couplers: TACOMA-750
 Cables: TACOMA-750

| Equipment type | Line # | Part Number | Ae - p1 | UG - p1 | Total - p1 | |
|-------------------|--------------|----------------|------------|---------|------------|---|
| Actives | 1 | BLE 750-SH | 6 | 3 | 9 | |
| | 2 | BLE 750-SH | 4 | 2 | 6 | |
| | 4 | CWS BLE 750-SH | 0 | 4 | 4 | |
| | 5 | CWS BLE 750-SH | 0 | 2 | 2 | |
| | 13 | MB 750-SH | 9 | 2 | 11 | |
| | 14 | MB 750-SH | 7 | 6 | 13 | |
| | 15 | MB 750-SH | 3 | 0 | 3 | |
| | 25 | CWS MB 750-SH | 0 | 1 | 1 | |
| | 32 | Stargate 2000 | 1 | 0 | 1 | |
| | 42 | BLE100-HSXH-F | 2 | 1 | 3 | |
| | 43 | BLE100-HSXH-F | 2 | 0 | 2 | |
| | 47 | MB100S-2HSXH-F | 2 | 0 | 2 | |
| | 48 | MB100S-2HSXH-F | 1 | 0 | 1 | |
| | Reserve Gain | 1 | BLE-750 AR | 6 | 3 | 9 |
| | | 2 | BLE-750 AR | 4 | 2 | 6 |
| 4 | | BLE-750 UG | 0 | 4 | 4 | |
| 5 | | BLE-750 UG | 0 | 2 | 2 | |
| 13 | | MB-750 AR | 9 | 2 | 11 | |
| 14 | | MB-750 AR | 7 | 6 | 13 | |
| 15 | | MB-750 AR | 3 | 0 | 3 | |
| 25 | | MB-750 UG | 0 | 1 | 1 | |
| 32 | | Stargate 2000 | 1 | 0 | 1 | |
| 42 | | | 2 | 1 | 3 | |
| 43 | | | 2 | 0 | 2 | |
| 47 | | | 2 | 0 | 2 | |
| 48 | | | 1 | 0 | 1 | |
| Fwd Pads - Bank 1 | | 1 | JXP- 0 | 3 | 2 | 5 |
| | | 2 | JXP- 1 | 0 | 1 | 1 |
| | 3 | JXP- 2 | 3 | 4 | 7 | |
| | 4 | JXP- 3 | 2 | 0 | 2 | |
| | 5 | JXP- 4 | 3 | 2 | 5 | |
| | 6 | JXP- 5 | 1 | 2 | 3 | |
| | 7 | JXP- 6 | 6 | 1 | 7 | |
| | 8 | JXP- 7 | 1 | 2 | 3 | |
| | 9 | JXP- 8 | 3 | 0 | 3 | |
| | 10 | JXP- 9 | 4 | 0 | 4 | |
| | 11 | JXP- 10 | 2 | 1 | 3 | |
| | 12 | JXP- 11 | 1 | 2 | 3 | |

| | | | | | |
|-------------------|----|-----------------|----|----|----|
| | 13 | JXP- 12 | 2 | 0 | 2 |
| | 14 | JXP- 13 | 4 | 1 | 5 |
| | 15 | JXP- 14 | 1 | 1 | 2 |
| | 16 | JXP- 15 | 1 | 2 | 3 |
| Fwd Pads - Bank 4 | 1 | NODE | 2 | 0 | 2 |
| Ret Pads - Bank 1 | 1 | JXP- 0 | 3 | 0 | 3 |
| | 2 | JXP- 1 | 2 | 2 | 4 |
| | 3 | JXP- 2 | 2 | 0 | 2 |
| | 4 | JXP- 3 | 1 | 0 | 1 |
| | 5 | JXP- 4 | 7 | 3 | 10 |
| | 6 | JXP- 5 | 5 | 2 | 7 |
| | 7 | JXP- 6 | 3 | 2 | 5 |
| | 8 | JXP- 7 | 5 | 2 | 7 |
| | 9 | JXP- 8 | 1 | 0 | 1 |
| | 10 | JXP- 9 | 0 | 2 | 2 |
| | 11 | JXP- 10 | 3 | 2 | 5 |
| | 12 | JXP- 11 | 1 | 2 | 3 |
| | 13 | JXP- 12 | 2 | 1 | 3 |
| | 14 | JXP- 13 | 1 | 0 | 1 |
| | 15 | JXP- 14 | 0 | 1 | 1 |
| | 16 | JXP- 15 | 1 | 2 | 3 |
| Ret Pads - Bank 4 | 1 | NODE | 2 | 0 | 2 |
| Fwd EQs - Bank 1 | 5 | SC-EQ-750- SC-6 | 1 | 0 | 1 |
| | 6 | SC-EQ-750- SC-5 | 0 | 3 | 3 |
| | 7 | SC-EQ-750- SC-4 | 1 | 1 | 2 |
| | 9 | SC-EQ-750- SC-2 | 0 | 1 | 1 |
| | 10 | SC-EQ-750- SC-1 | 2 | 0 | 2 |
| | 11 | SC-EQ-750- 0 | 3 | 0 | 3 |
| | 12 | SC-EQ-750- 2 | 7 | 3 | 10 |
| | 13 | SC-EQ-750- 4 | 9 | 4 | 13 |
| | 14 | SC-EQ-750- 6 | 6 | 1 | 7 |
| | 15 | SC-EQ-750- 8 | 3 | 3 | 6 |
| | 16 | SC-EQ-750- 10 | 3 | 3 | 6 |
| | 17 | SC-EQ-750- 12 | 2 | 0 | 2 |
| | 18 | SC-EQ-750- 14 | 0 | 1 | 1 |
| | 19 | SC-EQ-750- 16 | 0 | 1 | 1 |
| Ret EQs - Bank 1 | 1 | SEE-40- 0 | 8 | 4 | 12 |
| | 2 | SEE-40- 2 | 24 | 13 | 37 |
| | 3 | SEE-40- 4 | 5 | 4 | 9 |
| Feeder makers | 1 | | 1 | 0 | 1 |
| Inline EQs | 2 | | 7 | 9 | 16 |
| | 3 | | 0 | 1 | 1 |
| | 4 | EX ST SPLICE | 2 | 0 | 2 |
| | 5 | NEW ST SPLICE | 4 | 0 | 4 |
| | 7 | NEW BL SPLICE | 10 | 1 | 11 |
| | 9 | | 0 | 2 | 2 |
| 2-Port Taps | 2 | FFT2-20K | 1 | 0 | 1 |

| | | | | | |
|-------------------|----|--------------------|-----|-----|------|
| | 3 | FFT2-17K | 2 | 1 | 3 |
| | 4 | FFT2-14K | 7 | 2 | 9 |
| | 5 | FFT2-10K | 10 | 5 | 15 |
| | 6 | FFT2-7K | 15 | 12 | 27 |
| | 7 | FFT2-4TK | 14 | 6 | 20 |
| 4-Port Taps | 1 | FFT4-23K | 8 | 2 | 10 |
| | 2 | FFT4-20K | 14 | 3 | 17 |
| | 3 | FFT4-17K | 13 | 3 | 16 |
| | 4 | FFT4-14K | 12 | 2 | 14 |
| | 5 | FFT4-10K | 20 | 10 | 30 |
| | 6 | FFT4-7TK | 10 | 16 | 26 |
| 8-Port Taps | 1 | FFT8-23K | 2 | 0 | 2 |
| | 2 | FFT8-20K | 5 | 2 | 7 |
| | 3 | FFT8-17K | 5 | 10 | 15 |
| | 4 | FFT8-14K | 6 | 6 | 12 |
| | 5 | FFT8-10TK | 6 | 20 | 26 |
| Couplers | 1 | LPI100 | 3 | 0 | 3 |
| | 2 | LLS102 | 22 | 5 | 27 |
| | 3 | LLS103 | 9 | 3 | 12 |
| | 4 | LDC108 | 15 | 5 | 20 |
| | 5 | LDC112 | 9 | 0 | 9 |
| | 6 | LDC116 | 2 | 0 | 2 |
| | 11 | JUMPER | 78 | 8 | 86 |
| | 12 | MBD-SPLT | 4 | 2 | 6 |
| | 13 | MBD-DC10 | 6 | 0 | 6 |
| | 14 | MBD-DC8 | 1 | 0 | 1 |
| | 15 | MBD-DC12 | 0 | 1 | 1 |
| Power Supplies | 1 | XM 9015 | 3 | 0 | 3 |
| Miscellaneous | 1 | HTH Conn. | 81 | 27 | 108 |
| | 2 | Splice | 2 | 5 | 7 |
| | 3 | Term | 18 | 40 | 58 |
| | 7 | SBH-1022 | 0 | 106 | 106 |
| | 8 | SBH-1432 | 0 | 21 | 21 |
| General BOM Info. | | Housecount | 648 | 997 | 1645 |
| | | Ports | 598 | 500 | 1098 |
| | | Non-MDU Housecount | 482 | 496 | 978 |
| | | MDU Housecount | 166 | 501 | 667 |
| | | MDU Tap Ports | 40 | 62 | 102 |
| | | MDU Tap Ports Used | 22 | 32 | 54 |
| | | COM Housecount | 0 | 0 | 0 |
| | | COM Tap Ports | 0 | 0 | 0 |
| | | COM Tap Ports Used | 0 | 0 | 0 |
| | | Drop Sp. Ports | 0 | 0 | 0 |
| | | Non-Design HC | 0 | 0 | 0 |
| | | Trunk Amps | 27 | 10 | 37 |
| | | Line Extenders | 10 | 11 | 21 |
| | | Equalizers | 23 | 13 | 36 |

| | | | | | |
|------------|----|-------------------|-------|-------|-------|
| | | Taps (2-Port) | 49 | 26 | 75 |
| | | Taps (4-Port) | 77 | 36 | 113 |
| | | Taps (6-Port) | 0 | 0 | 0 |
| | | Taps (8-Port) | 24 | 38 | 62 |
| | | Taps (total) | 150 | 100 | 250 |
| | | 2-Way Couplers | 86 | 21 | 107 |
| | | 3-Way Couplers | 9 | 3 | 12 |
| | | Strand/Trench | 29502 | 20587 | 50089 |
| | | Poles Used | 202 | 0 | 202 |
| Cables | 0 | EX QR715-AR | 28702 | 0 | 28702 |
| | | 100 Series | 11042 | 0 | 11042 |
| | | 500 Series | 214 | 0 | 214 |
| | | Total EX QR715-AR | 39958 | 0 | 39958 |
| | 14 | NW QR320 AR | 800 | 0 | 800 |
| | | Total NW QR320 AR | 800 | 0 | 800 |
| | 1 | EX QR715-UG | 0 | 15079 | 15079 |
| | | 100 Series | 0 | 2124 | 2124 |
| | | 200 Series | 0 | 45 | 45 |
| | | 400 Series | 0 | 3481 | 3481 |
| | | 500 Series | 0 | 704 | 704 |
| | | Total EX QR715-UG | 0 | 21433 | 21433 |
| | 5 | EX QR320 UG | 0 | 550 | 550 |
| | | Total EX QR320 UG | 0 | 550 | 550 |
| | 7 | EX RG11-UG | 0 | 120 | 120 |
| | | Total EX RG11-UG | 0 | 120 | 120 |
| | 11 | NW QR715-UG | 0 | 74 | 74 |
| | | 200 Series | 0 | 3 | 3 |
| | | 400 Series | 0 | 1035 | 1035 |
| | | 500 Series | 0 | 56 | 56 |
| | | Total NW QR715-UG | 0 | 1168 | 1168 |
| | 15 | NW QR320 UG | 0 | 200 | 200 |
| | | Total NW QR320 UG | 0 | 200 | 200 |
| Connectors | 0 | QR 715 P-T | 481 | 0 | 481 |
| | 14 | | 8 | 0 | 8 |
| | 1 | QR 715 P-T | 0 | 248 | 248 |
| | 5 | | 0 | 2 | 2 |
| | 7 | RG 11 P-T | 0 | 2 | 2 |
| | 11 | QR 715 P-T | 0 | 9 | 9 |
| | 15 | | 0 | 2 | 2 |

Equipment For Network file: SW-08.

Parameters: TACOMA-750
 Actives: TACOMA-750
 Taps: TACOMA-750
 Couplers: TACOMA-750
 Cables: TACOMA-750

| Equipment type | Line # | Part Number | Ae - p1 | UG - p1 | Total - p1 |
|-------------------|-------------------|----------------|------------|---------|------------|
| Actives | 1 | BLE 750-SH | 20 | 0 | 20 |
| | 2 | BLE 750-SH | 4 | 0 | 4 |
| | 5 | CWS BLE 750-SH | 0 | 2 | 2 |
| | 13 | MB 750-SH | 6 | 0 | 6 |
| | 14 | MB 750-SH | 8 | 0 | 8 |
| | 15 | MB 750-SH | 4 | 1 | 5 |
| | 16 | MB 750-SH | 3 | 0 | 3 |
| | 32 | Stargate 2000 | 1 | 0 | 1 |
| | 42 | BLE100-HSXH-F | 1 | 1 | 2 |
| | Reserve Gain | 1 | BLE-750 AR | 20 | 0 |
| 2 | | BLE-750 AR | 4 | 0 | 4 |
| 5 | | BLE-750 UG | 0 | 2 | 2 |
| 13 | | MB-750 AR | 6 | 0 | 6 |
| 14 | | MB-750 AR | 8 | 0 | 8 |
| 15 | | MB-750 AR | 4 | 1 | 5 |
| 16 | | MB-750 AR | 3 | 0 | 3 |
| 32 | | Stargate 2000 | 1 | 0 | 1 |
| 42 | | | 1 | 1 | 2 |
| Fwd Pads - Bank 1 | | 1 | JXP- 0 | 5 | 0 |
| | 2 | JXP- 1 | 2 | 2 | 4 |
| | 3 | JXP- 2 | 1 | 0 | 1 |
| | 4 | JXP- 3 | 5 | 0 | 5 |
| | 5 | JXP- 4 | 6 | 0 | 6 |
| | 6 | JXP- 5 | 7 | 0 | 7 |
| | 7 | JXP- 6 | 6 | 0 | 6 |
| | 8 | JXP- 7 | 1 | 1 | 2 |
| | 9 | JXP- 8 | 5 | 0 | 5 |
| | 10 | JXP- 9 | 3 | 1 | 4 |
| | 11 | JXP- 10 | 3 | 0 | 3 |
| | 12 | JXP- 11 | 1 | 0 | 1 |
| | 13 | JXP- 12 | 1 | 0 | 1 |
| | 15 | JXP- 14 | 1 | 0 | 1 |
| | Ret Pads - Bank 1 | 1 | JXP- 0 | 5 | 0 |
| 2 | | JXP- 1 | 1 | 0 | 1 |
| 3 | | JXP- 2 | 5 | 0 | 5 |
| 4 | | JXP- 3 | 5 | 0 | 5 |
| 5 | | JXP- 4 | 3 | 1 | 4 |
| 6 | | JXP- 5 | 7 | 1 | 8 |

| | | | | | |
|------------------|----|-----------------|----|---|----|
| | 7 | JXP- 6 | 3 | 0 | 3 |
| | 8 | JXP- 7 | 4 | 0 | 4 |
| | 9 | JXP- 8 | 3 | 0 | 3 |
| | 10 | JXP- 9 | 1 | 1 | 2 |
| | 11 | JXP- 10 | 3 | 0 | 3 |
| | 12 | JXP- 11 | 6 | 0 | 6 |
| | 13 | JXP- 12 | 0 | 1 | 1 |
| | 16 | JXP- 15 | 1 | 0 | 1 |
| Fwd EQs - Bank 1 | 8 | SC-EQ-750- SC-3 | 2 | 0 | 2 |
| | 9 | SC-EQ-750- SC-2 | 3 | 0 | 3 |
| | 10 | SC-EQ-750- SC-1 | 1 | 0 | 1 |
| | 11 | SC-EQ-750- 0 | 3 | 0 | 3 |
| | 12 | SC-EQ-750- 2 | 4 | 1 | 5 |
| | 13 | SC-EQ-750- 4 | 7 | 0 | 7 |
| | 14 | SC-EQ-750- 6 | 7 | 1 | 8 |
| | 15 | SC-EQ-750- 8 | 10 | 1 | 11 |
| | 16 | SC-EQ-750- 10 | 9 | 0 | 9 |
| | 17 | SC-EQ-750- 12 | 0 | 1 | 1 |
| | 19 | SC-EQ-750- 16 | 1 | 0 | 1 |
| Ret EQs - Bank 1 | 1 | SEE-40- 0 | 7 | 2 | 9 |
| | 2 | SEE-40- 2 | 34 | 1 | 35 |
| | 3 | SEE-40- 4 | 6 | 1 | 7 |
| Feeder makers | 1 | | 1 | 0 | 1 |
| Inline EQs | 2 | | 1 | 1 | 2 |
| | 3 | | 1 | 0 | 1 |
| | 4 | EX ST SPLICE | 1 | 0 | 1 |
| | 5 | NEW ST SPLICE | 2 | 0 | 2 |
| 2-Port Taps | 2 | FFT2-20K | 1 | 0 | 1 |
| | 3 | FFT2-17K | 4 | 0 | 4 |
| | 4 | FFT2-14K | 10 | 2 | 12 |
| | 5 | FFT2-10K | 13 | 2 | 15 |
| | 6 | FFT2-7K | 8 | 1 | 9 |
| | 7 | FFT2-4TK | 11 | 3 | 14 |
| 4-Port Taps | 1 | FFT4-23K | 24 | 1 | 25 |
| | 2 | FFT4-20K | 41 | 0 | 41 |
| | 3 | FFT4-17K | 39 | 2 | 41 |
| | 4 | FFT4-14K | 42 | 0 | 42 |
| | 5 | FFT4-10K | 48 | 2 | 50 |
| | 6 | FFT4-7TK | 35 | 3 | 38 |
| 8-Port Taps | 1 | FFT8-23K | 6 | 0 | 6 |
| | 2 | FFT8-20K | 10 | 0 | 10 |
| | 3 | FFT8-17K | 16 | 0 | 16 |
| | 4 | FFT8-14K | 15 | 0 | 15 |
| | 5 | FFT8-10TK | 12 | 0 | 12 |
| Couplers | 1 | LPI100 | 4 | 0 | 4 |
| | 2 | LLS102 | 21 | 1 | 22 |
| | 3 | LLS103 | 8 | 0 | 8 |

| | | | | | |
|-------------------|----|--------------------|-------|------|-------|
| | 4 | LDC108 | 11 | 0 | 11 |
| | 5 | LDC112 | 10 | 0 | 10 |
| | 11 | JUMPER | 30 | 1 | 31 |
| | 12 | MBD-SPLT | 2 | 0 | 2 |
| | 13 | MBD-DC10 | 5 | 0 | 5 |
| | 14 | MBD-DC8 | 1 | 0 | 1 |
| Power Supplies | 1 | XM 9015 | 4 | 0 | 4 |
| Miscellaneous | 1 | HTH Conn. | 89 | 4 | 93 |
| | 3 | Term | 21 | 8 | 29 |
| | 7 | SBH-1022 | 0 | 16 | 16 |
| | 8 | SBH-1432 | 0 | 2 | 2 |
| General BOM Info. | | Housecount | 1036 | 133 | 1169 |
| | | Ports | 1482 | 48 | 1530 |
| | | Non-MDU Housecount | 1026 | 55 | 1081 |
| | | MDU Housecount | 10 | 78 | 88 |
| | | MDU Tap Ports | 2 | 4 | 6 |
| | | MDU Tap Ports Used | 2 | 3 | 5 |
| | | COM Housecount | 0 | 0 | 0 |
| | | COM Tap Ports | 0 | 0 | 0 |
| | | COM Tap Ports Used | 0 | 0 | 0 |
| | | Drop Sp. Ports | 0 | 0 | 0 |
| | | Non-Design HC | 0 | 0 | 0 |
| | | Trunk Amps | 23 | 2 | 25 |
| | | Line Extenders | 24 | 2 | 26 |
| | | Equalizers | 5 | 1 | 6 |
| | | Taps (2-Port) | 47 | 8 | 55 |
| | | Taps (4-Port) | 229 | 8 | 237 |
| | | Taps (6-Port) | 0 | 0 | 0 |
| | | Taps (8-Port) | 59 | 0 | 59 |
| | | Taps (total) | 335 | 16 | 351 |
| | | 2-Way Couplers | 79 | 2 | 81 |
| | | 3-Way Couplers | 8 | 0 | 8 |
| | | Strand/Trench | 49380 | 3603 | 52983 |
| | | Poles Used | 388 | 0 | 388 |
| Cables | 0 | EX QR715-AR | 49380 | 0 | 49380 |
| | | 100 Series | 13303 | 0 | 13303 |
| | | Total EX QR715-AR | 62683 | 0 | 62683 |
| | 1 | EX QR715-UG | 0 | 3038 | 3038 |
| | | 100 Series | 0 | 328 | 328 |
| | | 400 Series | 0 | 565 | 565 |
| | | 500 Series | 0 | 140 | 140 |
| | | Total EX QR715-UG | 0 | 4071 | 4071 |
| Connectors | 0 | QR 715 P-T | 722 | 0 | 722 |
| | 1 | QR 715 P-T | 0 | 40 | 40 |

Equipment For Network file: SW-09.

Parameters: TACOMA-750
 Actives: TACOMA-750
 Taps: TACOMA-750
 Couplers: TACOMA-750
 Cables: TACOMA-750

| Equipment type | Line # | Part Number | Ae - p1 | UG - p1 | Total - p1 |
|-------------------|--------------|----------------|------------|---------|------------|
| Actives | 1 | BLE 750-SH | 14 | 0 | 14 |
| | 4 | CWS BLE 750-SH | 1 | 0 | 1 |
| | 13 | MB 750-SH | 9 | 0 | 9 |
| | 14 | MB 750-SH | 9 | 0 | 9 |
| | 15 | MB 750-SH | 9 | 0 | 9 |
| | 16 | MB 750-SH | 2 | 0 | 2 |
| | 24 | CWS MB 750-SH | 0 | 1 | 1 |
| | 32 | Stargate 2000 | 1 | 0 | 1 |
| | 50 | MB100S-2HSXH-F | 1 | 0 | 1 |
| | Reserve Gain | 1 | BLE-750 AR | 14 | 0 |
| 4 | | BLE-750 UG | 1 | 0 | 1 |
| 13 | | MB-750 AR | 9 | 0 | 9 |
| 14 | | MB-750 AR | 9 | 0 | 9 |
| 15 | | MB-750 AR | 9 | 0 | 9 |
| 16 | | MB-750 AR | 2 | 0 | 2 |
| 24 | | MB-750 UG | 0 | 1 | 1 |
| 32 | | Stargate 2000 | 1 | 0 | 1 |
| 50 | | | 1 | 0 | 1 |
| Fwd Pads - Bank 1 | | 1 | JXP- 0 | 5 | 0 |
| | 2 | JXP- 1 | 2 | 0 | 2 |
| | 3 | JXP- 2 | 3 | 0 | 3 |
| | 4 | JXP- 3 | 3 | 0 | 3 |
| | 5 | JXP- 4 | 5 | 0 | 5 |
| | 6 | JXP- 5 | 5 | 0 | 5 |
| | 7 | JXP- 6 | 1 | 0 | 1 |
| | 8 | JXP- 7 | 2 | 0 | 2 |
| | 9 | JXP- 8 | 5 | 0 | 5 |
| | 10 | JXP- 9 | 4 | 1 | 5 |
| | 11 | JXP- 10 | 4 | 0 | 4 |
| | 12 | JXP- 11 | 5 | 0 | 5 |
| | 13 | JXP- 12 | 1 | 0 | 1 |
| | 14 | JXP- 13 | 1 | 0 | 1 |
| Fwd Pads - Bank 4 | 1 | NODE | 9 | 8 | 17 |
| Ret Pads - Bank 1 | 1 | JXP- 0 | 4 | 0 | 4 |
| | 2 | JXP- 1 | 1 | 0 | 1 |
| | 3 | JXP- 2 | 7 | 0 | 7 |
| | 4 | JXP- 3 | 3 | 0 | 3 |
| | 5 | JXP- 4 | 6 | 0 | 6 |

| | | | | | |
|-------------------|----|-----------------|----|---|----|
| | 6 | JXP- 5 | 2 | 0 | 2 |
| | 7 | JXP- 6 | 6 | 0 | 6 |
| | 8 | JXP- 7 | 2 | 0 | 2 |
| | 9 | JXP- 8 | 4 | 1 | 5 |
| | 10 | JXP- 9 | 6 | 0 | 6 |
| | 11 | JXP- 10 | 2 | 0 | 2 |
| | 12 | JXP- 11 | 1 | 0 | 1 |
| | 13 | JXP- 12 | 1 | 0 | 1 |
| | 16 | JXP- 15 | 1 | 0 | 1 |
| Ret Pads - Bank 4 | 1 | NODE | 9 | 8 | 17 |
| Fwd EQs - Bank 1 | 8 | SC-EQ-750- SC-3 | 1 | 0 | 1 |
| | 10 | SC-EQ-750- SC-1 | 3 | 0 | 3 |
| | 11 | SC-EQ-750- 0 | 6 | 0 | 6 |
| | 12 | SC-EQ-750- 2 | 8 | 0 | 8 |
| | 13 | SC-EQ-750- 4 | 9 | 1 | 10 |
| | 14 | SC-EQ-750- 6 | 4 | 0 | 4 |
| | 15 | SC-EQ-750- 8 | 7 | 0 | 7 |
| | 16 | SC-EQ-750- 10 | 1 | 0 | 1 |
| | 17 | SC-EQ-750- 12 | 6 | 0 | 6 |
| | 18 | SC-EQ-750- 14 | 1 | 0 | 1 |
| Ret EQs - Bank 1 | 1 | SEE-40- 0 | 5 | 0 | 5 |
| | 2 | SEE-40- 2 | 32 | 1 | 33 |
| | 3 | SEE-40- 4 | 9 | 0 | 9 |
| FeederMakers | 1 | | 1 | 0 | 1 |
| Inline EQs | 2 | | 2 | 0 | 2 |
| | 4 | EX ST SPLICE | 1 | 0 | 1 |
| | 5 | NEW ST SPLICE | 1 | 0 | 1 |
| | 6 | EX BL SPLICE | 1 | 3 | 4 |
| 2-Port Taps | 2 | FFT2-20K | 1 | 0 | 1 |
| | 3 | FFT2-17K | 8 | 1 | 9 |
| | 4 | FFT2-14K | 10 | 1 | 11 |
| | 5 | FFT2-10K | 21 | 4 | 25 |
| | 6 | FFT2-7K | 13 | 0 | 13 |
| | 7 | FFT2-4TK | 17 | 6 | 23 |
| 4-Port Taps | 1 | FFT4-23K | 22 | 0 | 22 |
| | 2 | FFT4-20K | 32 | 0 | 32 |
| | 3 | FFT4-17K | 35 | 1 | 36 |
| | 4 | FFT4-14K | 42 | 1 | 43 |
| | 5 | FFT4-10K | 51 | 1 | 52 |
| | 6 | FFT4-7TK | 24 | 4 | 28 |
| 8-Port Taps | 1 | FFT8-23K | 6 | 0 | 6 |
| | 2 | FFT8-20K | 10 | 0 | 10 |
| | 3 | FFT8-17K | 16 | 1 | 17 |
| | 4 | FFT8-14K | 8 | 2 | 10 |
| | 5 | FFT8-10TK | 14 | 2 | 16 |
| Couplers | 1 | LPI100 | 4 | 0 | 4 |
| | 2 | LLS102 | 20 | 1 | 21 |

| | | | | | |
|-------------------|----|--------------------|-------|------|-------|
| | 3 | LLS103 | 8 | 0 | 8 |
| | 4 | LDC108 | 14 | 0 | 14 |
| | 5 | LDC112 | 7 | 0 | 7 |
| | 11 | JUMPER | 60 | 1 | 61 |
| | 12 | MBD-SPLT | 10 | 0 | 10 |
| | 13 | MBD-DC10 | 8 | 0 | 8 |
| Power Supplies | 1 | XM 9015 | 4 | 0 | 4 |
| Miscellaneous | 1 | HTH Conn. | 94 | 3 | 97 |
| | 2 | Splice | 1 | 5 | 6 |
| | 3 | Term | 34 | 10 | 44 |
| | 7 | SBH-1022 | 0 | 26 | 26 |
| | 8 | SBH-1432 | 0 | 1 | 1 |
| General BOM Info. | | Housecount | 1132 | 88 | 1220 |
| | | Ports | 1396 | 92 | 1488 |
| | | Non-MDU Housecount | 892 | 67 | 959 |
| | | MDU Housecount | 240 | 21 | 261 |
| | | MDU Tap Ports | 34 | 0 | 34 |
| | | MDU Tap Ports Used | 23 | 3 | 26 |
| | | COM Housecount | 0 | 0 | 0 |
| | | COM Tap Ports | 0 | 0 | 0 |
| | | COM Tap Ports Used | 0 | 0 | 0 |
| | | Drop Sp. Ports | 0 | 0 | 0 |
| | | Non-Design HC | 0 | 0 | 0 |
| | | Trunk Amps | 31 | 1 | 32 |
| | | Line Extenders | 15 | 0 | 15 |
| | | Equalizers | 5 | 3 | 8 |
| | | Taps (2-Port) | 70 | 12 | 82 |
| | | Taps (4-Port) | 206 | 7 | 213 |
| | | Taps (6-Port) | 0 | 0 | 0 |
| | | Taps (8-Port) | 54 | 5 | 59 |
| | | Taps (total) | 330 | 24 | 354 |
| | | 2-Way Couplers | 97 | 2 | 99 |
| | | 3-Way Couplers | 8 | 0 | 8 |
| | | Strand/Trench | 51045 | 5778 | 56823 |
| | | Poles Used | 414 | 0 | 414 |
| Cables | 0 | EX QR715-AR | 49811 | 0 | 49811 |
| | | 100 Series | 14042 | 0 | 14042 |
| | | 400 Series | 819 | 0 | 819 |
| | | Total EX QR715-AR | 64672 | 0 | 64672 |
| | 10 | NW QR715-AR | 385 | 0 | 385 |
| | | 100 Series | 263 | 0 | 263 |
| | | 200 Series | 30 | 0 | 30 |
| | | Total NW QR715-AR | 678 | 0 | 678 |
| | 1 | EX QR715-UG | 0 | 1550 | 1550 |
| | | 100 Series | 0 | 170 | 170 |
| | | 400 Series | 0 | 3499 | 3499 |
| | | 500 Series | 0 | 671 | 671 |

| | | | | | |
|------------|----|-------------------|-----|------|------|
| | | Total EX QR715-UG | 0 | 5890 | 5890 |
| | 11 | NW QR715-UG | 0 | 600 | 600 |
| | | 100 Series | 0 | 110 | 110 |
| | | 200 Series | 0 | 129 | 129 |
| | | 500 Series | 0 | 28 | 28 |
| | | Total NW QR715-UG | 0 | 867 | 867 |
| Connectors | 0 | QR 715 P-T | 732 | 0 | 732 |
| | 10 | QR 715 P-T | 14 | 0 | 14 |
| | 1 | QR 715 P-T | 0 | 44 | 44 |
| | 11 | QR 715 P-T | 0 | 19 | 19 |

Equipment For Network file: SW-10.

Parameters: TACOMA-750
 Actives: TACOMA-750
 Taps: TACOMA-750
 Couplers: TACOMA-750
 Cables: TACOMA-750

| Equipment type | Line # | Part Number | Ae - p1 | UG - p1 | Total - p1 | |
|-------------------|-------------------|---------------|------------|---------|------------|----|
| Actives | 1 | BLE 750-SH | 18 | 0 | 18 | |
| | 2 | BLE 750-SH | 5 | 1 | 6 | |
| | 13 | MB 750-SH | 8 | 0 | 8 | |
| | 14 | MB 750-SH | 12 | 0 | 12 | |
| | 15 | MB 750-SH | 7 | 0 | 7 | |
| | 16 | MB 750-SH | 1 | 0 | 1 | |
| | 24 | CWS MB 750-SH | 0 | 1 | 1 | |
| | 32 | Stargate 2000 | 1 | 0 | 1 | |
| | 42 | BLE100-HSXH-F | 1 | 0 | 1 | |
| | 43 | BLE100-HSXH-F | 1 | 0 | 1 | |
| | Reserve Gain | 1 | BLE-750 AR | 18 | 0 | 18 |
| | | 2 | BLE-750 AR | 5 | 1 | 6 |
| | | 13 | MB-750 AR | 8 | 0 | 8 |
| 14 | | MB-750 AR | 12 | 0 | 12 | |
| 15 | | MB-750 AR | 7 | 0 | 7 | |
| 16 | | MB-750 AR | 1 | 0 | 1 | |
| 24 | | MB-750 UG | 0 | 1 | 1 | |
| 32 | | Stargate 2000 | 1 | 0 | 1 | |
| 42 | | | 1 | 0 | 1 | |
| 43 | | | 1 | 0 | 1 | |
| Fwd Pads - Bank 1 | 1 | JXP- 0 | 5 | 0 | 5 | |
| | 2 | JXP- 1 | 5 | 1 | 6 | |
| | 3 | JXP- 2 | 6 | 0 | 6 | |
| | 4 | JXP- 3 | 2 | 0 | 2 | |
| | 5 | JXP- 4 | 2 | 0 | 2 | |
| | 6 | JXP- 5 | 8 | 0 | 8 | |
| | 7 | JXP- 6 | 4 | 0 | 4 | |
| | 9 | JXP- 8 | 7 | 1 | 8 | |
| | 10 | JXP- 9 | 9 | 0 | 9 | |
| | 11 | JXP- 10 | 2 | 0 | 2 | |
| | 13 | JXP- 12 | 2 | 0 | 2 | |
| | 14 | JXP- 13 | 1 | 0 | 1 | |
| | 15 | JXP- 14 | 1 | 0 | 1 | |
| | Fwd Pads - Bank 4 | 1 | NODE | 1 | 1 | 2 |
| | Ret Pads - Bank 1 | 1 | JXP- 0 | 4 | 0 | 4 |
| 2 | | JXP- 1 | 3 | 0 | 3 | |
| 3 | | JXP- 2 | 1 | 1 | 2 | |
| 4 | | JXP- 3 | 4 | 0 | 4 | |

| | | | | | |
|-------------------|----|-----------------|----|---|----|
| | 5 | JXP- 4 | 2 | 1 | 3 |
| | 6 | JXP- 5 | 4 | 0 | 4 |
| | 7 | JXP- 6 | 3 | 0 | 3 |
| | 8 | JXP- 7 | 6 | 0 | 6 |
| | 9 | JXP- 8 | 7 | 0 | 7 |
| | 10 | JXP- 9 | 6 | 0 | 6 |
| | 11 | JXP- 10 | 7 | 0 | 7 |
| | 12 | JXP- 11 | 3 | 0 | 3 |
| | 13 | JXP- 12 | 2 | 0 | 2 |
| | 14 | JXP- 13 | 1 | 0 | 1 |
| | 16 | JXP- 15 | 1 | 0 | 1 |
| Ret Pads - Bank 4 | 1 | NODE | 1 | 1 | 2 |
| Fwd EQs - Bank 1 | 8 | SC-EQ-750- SC-3 | 2 | 0 | 2 |
| | 10 | SC-EQ-750- SC-1 | 2 | 0 | 2 |
| | 11 | SC-EQ-750- 0 | 2 | 1 | 3 |
| | 12 | SC-EQ-750- 2 | 11 | 0 | 11 |
| | 13 | SC-EQ-750- 4 | 4 | 1 | 5 |
| | 14 | SC-EQ-750- 6 | 11 | 0 | 11 |
| | 15 | SC-EQ-750- 8 | 6 | 0 | 6 |
| | 16 | SC-EQ-750- 10 | 5 | 0 | 5 |
| | 17 | SC-EQ-750- 12 | 8 | 0 | 8 |
| | 18 | SC-EQ-750- 14 | 1 | 0 | 1 |
| | 19 | SC-EQ-750- 16 | 2 | 0 | 2 |
| Ret EQs - Bank 1 | 1 | SEE-40- 0 | 5 | 1 | 6 |
| | 2 | SEE-40- 2 | 39 | 1 | 40 |
| | 3 | SEE-40- 4 | 9 | 0 | 9 |
| | 4 | SEE-40- 6 | 1 | 0 | 1 |
| Feeder makers | 1 | | 1 | 0 | 1 |
| Inline EQs | 4 | EX ST SPLICE | 0 | 2 | 2 |
| | 5 | NEW ST SPLICE | 1 | 0 | 1 |
| | 6 | EX BL SPLICE | 0 | 1 | 1 |
| 2-Port Taps | 2 | FFT2-20K | 1 | 1 | 2 |
| | 3 | FFT2-17K | 4 | 1 | 5 |
| | 4 | FFT2-14K | 5 | 0 | 5 |
| | 5 | FFT2-10K | 16 | 5 | 21 |
| | 6 | FFT2-7K | 5 | 0 | 5 |
| | 7 | FFT2-4TK | 15 | 6 | 21 |
| 4-Port Taps | 1 | FFT4-23K | 20 | 0 | 20 |
| | 2 | FFT4-20K | 41 | 1 | 42 |
| | 3 | FFT4-17K | 50 | 2 | 52 |
| | 4 | FFT4-14K | 41 | 2 | 43 |
| | 5 | FFT4-10K | 45 | 3 | 48 |
| | 6 | FFT4-7TK | 37 | 6 | 43 |
| 8-Port Taps | 1 | FFT8-23K | 13 | 0 | 13 |
| | 2 | FFT8-20K | 12 | 0 | 12 |
| | 3 | FFT8-17K | 13 | 1 | 14 |
| | 4 | FFT8-14K | 10 | 2 | 12 |

| | | | | | |
|-------------------|----|--------------------|-------|------|-------|
| | 5 | FFT8-10TK | 12 | 2 | 14 |
| Couplers | 1 | LPI100 | 4 | 0 | 4 |
| | 2 | LLS102 | 22 | 0 | 22 |
| | 3 | LLS103 | 7 | 0 | 7 |
| | 4 | LDC108 | 15 | 2 | 17 |
| | 5 | LDC112 | 4 | 0 | 4 |
| | 11 | JUMPER | 38 | 2 | 40 |
| | 12 | MBD-SPLT | 7 | 0 | 7 |
| | 13 | MBD-DC10 | 4 | 0 | 4 |
| | 15 | MBD-DC12 | 1 | 0 | 1 |
| Power Supplies | 1 | XM 9015 | 4 | 0 | 4 |
| Miscellaneous | 1 | HTH Conn. | 90 | 5 | 95 |
| | 2 | Splice | 0 | 2 | 2 |
| | 3 | Term | 20 | 4 | 24 |
| | 7 | SBH-1022 | 0 | 34 | 34 |
| | 8 | SBH-1432 | 0 | 2 | 2 |
| General BOM Info. | | Housecount | 981 | 131 | 1112 |
| | | Ports | 1508 | 122 | 1630 |
| | | Non-MDU Housecount | 975 | 88 | 1063 |
| | | MDU Housecount | 6 | 43 | 49 |
| | | MDU Tap Ports | 6 | 8 | 14 |
| | | MDU Tap Ports Used | 2 | 5 | 7 |
| | | COM Housecount | 0 | 0 | 0 |
| | | COM Tap Ports | 0 | 0 | 0 |
| | | COM Tap Ports Used | 0 | 0 | 0 |
| | | Drop Sp. Ports | 0 | 0 | 0 |
| | | Non-Design HC | 0 | 0 | 0 |
| | | Trunk Amps | 31 | 1 | 32 |
| | | Line Extenders | 23 | 1 | 24 |
| | | Equalizers | 1 | 3 | 4 |
| | | Taps (2-Port) | 46 | 13 | 59 |
| | | Taps (4-Port) | 234 | 14 | 248 |
| | | Taps (6-Port) | 0 | 0 | 0 |
| | | Taps (8-Port) | 60 | 5 | 65 |
| | | Taps (total) | 340 | 32 | 372 |
| | | 2-Way Couplers | 89 | 3 | 92 |
| | | 3-Way Couplers | 7 | 0 | 7 |
| | | Strand/Trench | 58751 | 6973 | 65724 |
| | | Poles Used | 434 | 0 | 434 |
| Cables | 0 | EX QR715-AR | 58751 | 0 | 58751 |
| | | 100 Series | 15201 | 0 | 15201 |
| | | Total EX QR715-AR | 73952 | 0 | 73952 |
| | 1 | EX QR715-UG | 0 | 4418 | 4418 |
| | | 100 Series | 0 | 701 | 701 |
| | | 400 Series | 0 | 1825 | 1825 |
| | | 500 Series | 0 | 170 | 170 |
| | | Total EX QR715-UG | 0 | 7114 | 7114 |

| | | | | | |
|------------|----|-------------------|-----|-----|-----|
| | 5 | EX QR320 UG | 0 | 390 | 390 |
| | | 100 Series | 0 | 8 | 8 |
| | | Total EX QR320 UG | 0 | 398 | 398 |
| | 17 | NW RG11-UG | 0 | 340 | 340 |
| | | Total NW RG11-UG | 0 | 340 | 340 |
| Connectors | 0 | QR 715 P-T | 737 | 0 | 737 |
| | 1 | QR 715 P-T | 0 | 67 | 67 |
| | 5 | | 0 | 2 | 2 |
| | 17 | RG 11 P-T | 0 | 2 | 2 |

Equipment For Network file: SW-11.

Parameters: TACOMA-750
 Actives: TACOMA-750
 Taps: TACOMA-750
 Couplers: TACOMA-750
 Cables: TACOMA-750

| Equipment type | Line # | Part Number | Ae - p1 | UG - p1 | Total - p1 | |
|-------------------|--------------|----------------|------------|---------|------------|----|
| Actives | 1 | BLE 750-SH | 12 | 0 | 12 | |
| | 4 | CWS BLE 750-SH | 0 | 1 | 1 | |
| | 5 | CWS BLE 750-SH | 0 | 1 | 1 | |
| | 13 | MB 750-SH | 5 | 0 | 5 | |
| | 14 | MB 750-SH | 6 | 0 | 6 | |
| | 15 | MB 750-SH | 4 | 1 | 5 | |
| | 16 | MB 750-SH | 0 | 2 | 2 | |
| | 23 | CWS MB 750-SH | 0 | 1 | 1 | |
| | 24 | CWS MB 750-SH | 0 | 1 | 1 | |
| | 25 | CWS MB 750-SH | 0 | 2 | 2 | |
| | 26 | CWS MB 750-SH | 0 | 1 | 1 | |
| | 32 | Stargate 2000 | 1 | 0 | 1 | |
| | 42 | BLE100-HSXH-F | 0 | 1 | 1 | |
| | Reserve Gain | 1 | BLE-750 AR | 12 | 0 | 12 |
| | | 4 | BLE-750 UG | 0 | 1 | 1 |
| 5 | | BLE-750 UG | 0 | 1 | 1 | |
| 13 | | MB-750 AR | 5 | 0 | 5 | |
| 14 | | MB-750 AR | 6 | 0 | 6 | |
| 15 | | MB-750 AR | 4 | 1 | 5 | |
| 16 | | MB-750 AR | 0 | 2 | 2 | |
| 23 | | MB-750 UG | 0 | 1 | 1 | |
| 24 | | MB-750 UG | 0 | 1 | 1 | |
| 25 | | MB-750 UG | 0 | 2 | 2 | |
| 26 | | MB-750 UG | 0 | 1 | 1 | |
| 32 | | Stargate 2000 | 1 | 0 | 1 | |
| 42 | | | 0 | 1 | 1 | |
| Fwd Pads - Bank 1 | | 1 | JXP- 0 | 4 | 0 | 4 |
| | | 2 | JXP- 1 | 1 | 0 | 1 |
| | 3 | JXP- 2 | 0 | 2 | 2 | |
| | 4 | JXP- 3 | 2 | 2 | 4 | |
| | 5 | JXP- 4 | 2 | 0 | 2 | |
| | 6 | JXP- 5 | 3 | 0 | 3 | |
| | 7 | JXP- 6 | 4 | 0 | 4 | |
| | 8 | JXP- 7 | 2 | 2 | 4 | |
| | 9 | JXP- 8 | 2 | 0 | 2 | |
| | 10 | JXP- 9 | 4 | 1 | 5 | |
| | 11 | JXP- 10 | 1 | 2 | 3 | |
| | 12 | JXP- 11 | 2 | 0 | 2 | |

| | | | | | |
|-------------------|----|-----------------|----|----|----|
| | 13 | JXP- 12 | 0 | 1 | 1 |
| | 16 | JXP- 15 | 1 | 1 | 2 |
| Ret Pads - Bank 1 | 1 | JXP- 0 | 3 | 0 | 3 |
| | 2 | JXP- 1 | 1 | 0 | 1 |
| | 3 | JXP- 2 | 1 | 0 | 1 |
| | 4 | JXP- 3 | 3 | 2 | 5 |
| | 5 | JXP- 4 | 2 | 1 | 3 |
| | 6 | JXP- 5 | 5 | 0 | 5 |
| | 7 | JXP- 6 | 4 | 3 | 7 |
| | 8 | JXP- 7 | 2 | 1 | 3 |
| | 9 | JXP- 8 | 2 | 0 | 2 |
| | 10 | JXP- 9 | 1 | 0 | 1 |
| | 12 | JXP- 11 | 1 | 1 | 2 |
| | 13 | JXP- 12 | 1 | 1 | 2 |
| | 14 | JXP- 13 | 1 | 2 | 3 |
| | 16 | JXP- 15 | 1 | 0 | 1 |
| Fwd EQs - Bank 1 | 6 | SC-EQ-750- SC-5 | 1 | 0 | 1 |
| | 7 | SC-EQ-750- SC-4 | 1 | 0 | 1 |
| | 8 | SC-EQ-750- SC-3 | 1 | 0 | 1 |
| | 9 | SC-EQ-750- SC-2 | 0 | 2 | 2 |
| | 10 | SC-EQ-750- SC-1 | 1 | 1 | 2 |
| | 11 | SC-EQ-750- 0 | 3 | 0 | 3 |
| | 12 | SC-EQ-750- 2 | 4 | 1 | 5 |
| | 13 | SC-EQ-750- 4 | 2 | 2 | 4 |
| | 14 | SC-EQ-750- 6 | 4 | 2 | 6 |
| | 15 | SC-EQ-750- 8 | 6 | 1 | 7 |
| | 16 | SC-EQ-750- 10 | 3 | 2 | 5 |
| | 18 | SC-EQ-750- 14 | 2 | 0 | 2 |
| Ret EQs - Bank 1 | 1 | SEE-40- 0 | 4 | 0 | 4 |
| | 2 | SEE-40- 2 | 20 | 8 | 28 |
| | 3 | SEE-40- 4 | 3 | 3 | 6 |
| | 4 | SEE-40- 6 | 1 | 0 | 1 |
| FeederMakers | 1 | | 1 | 0 | 1 |
| Inline EQs | 4 | EX ST SPLICE | 5 | 1 | 6 |
| | 5 | NEW ST SPLICE | 1 | 1 | 2 |
| | 6 | EX BL SPLICE | 1 | 3 | 4 |
| 2-Port Taps | 2 | FFT2-20K | 1 | 0 | 1 |
| | 3 | FFT2-17K | 2 | 0 | 2 |
| | 4 | FFT2-14K | 4 | 3 | 7 |
| | 5 | FFT2-10K | 5 | 3 | 8 |
| | 6 | FFT2-7K | 3 | 2 | 5 |
| | 7 | FFT2-4TK | 7 | 10 | 17 |
| 4-Port Taps | 1 | FFT4-23K | 18 | 1 | 19 |
| | 2 | FFT4-20K | 25 | 1 | 26 |
| | 3 | FFT4-17K | 27 | 1 | 28 |
| | 4 | FFT4-14K | 28 | 2 | 30 |
| | 5 | FFT4-10K | 22 | 2 | 24 |

| | | | | | |
|-------------------|----|--------------------|-------|-------|-------|
| | 6 | FFT4-7TK | 17 | 8 | 25 |
| 8-Port Taps | 1 | FFT8-23K | 3 | 0 | 3 |
| | 2 | FFT8-20K | 6 | 0 | 6 |
| | 3 | FFT8-17K | 8 | 0 | 8 |
| | 4 | FFT8-14K | 4 | 0 | 4 |
| | 5 | FFT8-10TK | 8 | 1 | 9 |
| Couplers | 1 | LPI100 | 3 | 0 | 3 |
| | 2 | LLS102 | 6 | 3 | 9 |
| | 3 | LLS103 | 6 | 2 | 8 |
| | 4 | LDC108 | 5 | 2 | 7 |
| | 5 | LDC112 | 5 | 2 | 7 |
| | 11 | JUMPER | 43 | 8 | 51 |
| | 12 | MBD-SPLT | 1 | 1 | 2 |
| | 13 | MBD-DC10 | 2 | 2 | 4 |
| | 14 | MBD-DC8 | 2 | 0 | 2 |
| Power Supplies | 1 | XM 9015 | 3 | 0 | 3 |
| Miscellaneous | 1 | HTH Conn. | 51 | 12 | 63 |
| | 2 | Splice | 0 | 1 | 1 |
| | 3 | Term | 9 | 13 | 22 |
| | 7 | SBH-1022 | 0 | 41 | 41 |
| | 8 | SBH-1432 | 0 | 11 | 11 |
| General BOM Info. | | Housecount | 626 | 480 | 1106 |
| | | Ports | 824 | 104 | 928 |
| | | Non-MDU Housecount | 604 | 47 | 651 |
| | | MDU Housecount | 22 | 433 | 455 |
| | | MDU Tap Ports | 4 | 32 | 36 |
| | | MDU Tap Ports Used | 3 | 21 | 24 |
| | | COM Housecount | 0 | 0 | 0 |
| | | COM Tap Ports | 0 | 0 | 0 |
| | | COM Tap Ports Used | 0 | 0 | 0 |
| | | Drop Sp. Ports | 0 | 0 | 0 |
| | | Non-Design HC | 0 | 0 | 0 |
| | | Trunk Amps | 16 | 9 | 25 |
| | | Line Extenders | 12 | 2 | 14 |
| | | Equalizers | 7 | 5 | 12 |
| | | Taps (2-Port) | 22 | 18 | 40 |
| | | Taps (4-Port) | 137 | 15 | 152 |
| | | Taps (6-Port) | 0 | 0 | 0 |
| | | Taps (8-Port) | 29 | 1 | 30 |
| | | Taps (total) | 188 | 34 | 222 |
| | | 2-Way Couplers | 43 | 18 | 61 |
| | | 3-Way Couplers | 6 | 2 | 8 |
| | | Strand/Trench | 27972 | 10781 | 38753 |
| | | Poles Used | 210 | 0 | 210 |
| Cables | 0 | EX QR715-AR | 27972 | 0 | 27972 |
| | | 100 Series | 8911 | 0 | 8911 |
| | | 500 Series | 252 | 0 | 252 |

| | | | | | |
|------------|---|-------------------|-------|-------|-------|
| | | Total EX QR715-AR | 37135 | 0 | 37135 |
| | 1 | EX QR715-UG | 0 | 4721 | 4721 |
| | | 100 Series | 0 | 1932 | 1932 |
| | | 400 Series | 0 | 6060 | 6060 |
| | | 500 Series | 0 | 1728 | 1728 |
| | | Total EX QR715-UG | 0 | 14441 | 14441 |
| Connectors | 0 | QR 715 P-T | 449 | 0 | 449 |
| | 1 | QR 715 P-T | 0 | 98 | 98 |

Equipment For Network file: SW-41.

Parameters: TACOMA-750
 Actives: TACOMA-750
 Taps: TACOMA-750
 Couplers: TACOMA-750
 Cables: TACOMA-750

| Equipment type | Line # | Part Number | Ae - p1 | UG - p1 | Total - p1 |
|-------------------|--------|-----------------|---------|---------|------------|
| Actives | 13 | MB 750-SH | 0 | 1 | 1 |
| | 14 | MB 750-SH | 0 | 2 | 2 |
| | 32 | Stargate 2000 | 0 | 1 | 1 |
| | 42 | BLE100-HSXH-F | 0 | 2 | 2 |
| Reserve Gain | 13 | MB-750 AR | 0 | 1 | 1 |
| | 14 | MB-750 AR | 0 | 2 | 2 |
| | 32 | Stargate 2000 | 0 | 1 | 1 |
| | 42 | | 0 | 2 | 2 |
| Fwd Pads - Bank 1 | 1 | JXP- 0 | 0 | 2 | 2 |
| | 4 | JXP- 3 | 0 | 1 | 1 |
| | 7 | JXP- 6 | 0 | 1 | 1 |
| | 9 | JXP- 8 | 0 | 1 | 1 |
| | 14 | JXP- 13 | 0 | 1 | 1 |
| Ret Pads - Bank 1 | 1 | JXP- 0 | 0 | 1 | 1 |
| | 2 | JXP- 1 | 0 | 2 | 2 |
| | 3 | JXP- 2 | 0 | 1 | 1 |
| | 8 | JXP- 7 | 0 | 1 | 1 |
| | 16 | JXP- 15 | 0 | 1 | 1 |
| Fwd EQs - Bank 1 | 9 | SC-EQ-750- SC-2 | 0 | 1 | 1 |
| | 11 | SC-EQ-750- 0 | 0 | 1 | 1 |
| | 12 | SC-EQ-750- 2 | 0 | 1 | 1 |
| | 13 | SC-EQ-750- 4 | 0 | 1 | 1 |
| | 14 | SC-EQ-750- 6 | 0 | 1 | 1 |
| | 21 | SC-EQ-750- 20 | 0 | 1 | 1 |
| Ret EQs - Bank 1 | 1 | SEE-40- 0 | 0 | 2 | 2 |
| | 2 | SEE-40- 2 | 0 | 3 | 3 |
| | 4 | SEE-40- 6 | 0 | 1 | 1 |
| Feeder makers | 1 | | 0 | 1 | 1 |
| Inline EQs | 2 | | 0 | 3 | 3 |
| | 4 | EX ST SPLICE | 0 | 1 | 1 |
| | 10 | MNX-A-4 FILTER | 0 | 1 | 1 |
| 2-Port Taps | 1 | FFT2-23K | 0 | 2 | 2 |
| | 2 | FFT2-20K | 0 | 2 | 2 |
| | 3 | FFT2-17K | 0 | 1 | 1 |
| | 4 | FFT2-14K | 0 | 1 | 1 |
| | 5 | FFT2-10K | 0 | 3 | 3 |
| | 6 | FFT2-7K | 0 | 2 | 2 |
| | 7 | FFT2-4TK | 0 | 2 | 2 |

| | | | | | |
|-------------------|------------|--------------------|----|------|------|
| 4-Port Taps | 2 | FFT4-20K | 0 | 1 | 1 |
| | 4 | FFT4-14K | 1 | 5 | 6 |
| | 5 | FFT4-10K | 0 | 2 | 2 |
| | 6 | FFT4-7TK | 0 | 4 | 4 |
| 8-Port Taps | 1 | FFT8-23K | 0 | 1 | 1 |
| | 2 | FFT8-20K | 0 | 1 | 1 |
| | 3 | FFT8-17K | 0 | 2 | 2 |
| | 4 | FFT8-14K | 0 | 4 | 4 |
| | 5 | FFT8-10TK | 0 | 4 | 4 |
| Couplers | 1 | LPI100 | 0 | 1 | 1 |
| | 2 | LLS102 | 0 | 2 | 2 |
| | 4 | LDC108 | 0 | 4 | 4 |
| | 5 | LDC112 | 0 | 1 | 1 |
| | 6 | LDC116 | 0 | 1 | 1 |
| | 11 | JUMPER | 0 | 6 | 6 |
| | 12 | MBD-SPLT | 0 | 2 | 2 |
| Power Supplies | 1 | XM 9015 | 0 | 1 | 1 |
| Miscellaneous | 1 | HTH Conn. | 0 | 19 | 19 |
| | 2 | Splice | 0 | 1 | 1 |
| | 3 | Term | 1 | 6 | 7 |
| | 7 | SBH-1022 | 0 | 35 | 35 |
| | 8 | SBH-1432 | 0 | 6 | 6 |
| | 9 | PS6 | 0 | 4 | 4 |
| General BOM Info. | | Housecount | 4 | 15 | 19 |
| | | Ports | 4 | 170 | 174 |
| | | Non-MDU Housecount | 4 | 15 | 19 |
| | | MDU Housecount | 0 | 0 | 0 |
| | | MDU Tap Ports | 0 | 0 | 0 |
| | | MDU Tap Ports Used | 0 | 0 | 0 |
| | | COM Housecount | 0 | 0 | 0 |
| | | COM Tap Ports | 0 | 0 | 0 |
| | | COM Tap Ports Used | 0 | 0 | 0 |
| | | Drop Sp. Ports | 0 | 0 | 0 |
| | | Non-Design HC | 0 | 0 | 0 |
| | | Trunk Amps | 0 | 6 | 6 |
| | | Line Extenders | 0 | 0 | 0 |
| | | Equalizers | 0 | 5 | 5 |
| | | Taps (2-Port) | 0 | 13 | 13 |
| | | Taps (4-Port) | 1 | 12 | 13 |
| | | Taps (6-Port) | 0 | 0 | 0 |
| | | Taps (8-Port) | 0 | 12 | 12 |
| | | Taps (total) | 1 | 37 | 38 |
| | | 2-Way Couplers | 0 | 17 | 17 |
| | | 3-Way Couplers | 0 | 0 | 0 |
| | | Strand/Trench | 20 | 5347 | 5367 |
| | Poles Used | 1 | 0 | 1 | |
| Cables | 10 | NW QR715-AR | 20 | 0 | 20 |

| | | | | | |
|------------|----|--------------------|----|------|------|
| | | Total NW QR715-AR | 20 | 0 | 20 |
| | 1 | EX QR715-UG | 0 | 607 | 607 |
| | | 200 Series | 0 | 9 | 9 |
| | | Total EX QR715-UG | 0 | 616 | 616 |
| | 3 | EX P3-500 UG | 0 | 2326 | 2326 |
| | | 100 Series | 0 | 187 | 187 |
| | | 200 Series | 0 | 36 | 36 |
| | | Total EX P3-500 UG | 0 | 2549 | 2549 |
| | 5 | EX QR320 UG | 0 | 1097 | 1097 |
| | | 200 Series | 0 | 30 | 30 |
| | | Total EX QR320 UG | 0 | 1127 | 1127 |
| | 11 | NW QR715-UG | 0 | 1102 | 1102 |
| | | 100 Series | 0 | 92 | 92 |
| | | Total NW QR715-UG | 0 | 1194 | 1194 |
| | 17 | NW RG11-UG | 0 | 140 | 140 |
| | | Total NW RG11-UG | 0 | 140 | 140 |
| Connectors | 0 | QR 715 P-T | 1 | 0 | 1 |
| | 10 | QR 715 P-T | 2 | 0 | 2 |
| | 1 | QR 715 P-T | 0 | 4 | 4 |
| | 3 | | 0 | 46 | 46 |
| | 5 | | 0 | 12 | 12 |
| | 11 | QR 715 P-T | 0 | 14 | 14 |
| | 17 | RG 11 P-T | 0 | 2 | 2 |

Equipment For Network file: SWF-27.

Parameters: TACOMA-750
 Actives: TACOMA-750
 Taps: TACOMA-750
 Couplers: TACOMA-750
 Cables: TACOMA-750

| Equipment type | Line # | Part Number | Ae - p1 | UG - p1 | Total - p1 |
|-------------------|-------------------|----------------|------------|---------|------------|
| Actives | 1 | BLE 750-SH | 11 | 0 | 11 |
| | 4 | CWS BLE 750-SH | 0 | 1 | 1 |
| | 5 | CWS BLE 750-SH | 0 | 1 | 1 |
| | 13 | MB 750-SH | 8 | 0 | 8 |
| | 14 | MB 750-SH | 10 | 0 | 10 |
| | 15 | MB 750-SH | 0 | 1 | 1 |
| | 32 | Stargate 2000 | 1 | 0 | 1 |
| | 42 | BLE100-HSXH-F | 1 | 1 | 2 |
| | 47 | MB100S-2HSXH-F | 0 | 1 | 1 |
| | 49 | MB100S-2HSXH-F | 0 | 1 | 1 |
| | Reserve Gain | 1 | BLE-750 AR | 11 | 0 |
| 4 | | BLE-750 UG | 0 | 1 | 1 |
| 5 | | BLE-750 UG | 0 | 1 | 1 |
| 13 | | MB-750 AR | 8 | 0 | 8 |
| 14 | | MB-750 AR | 10 | 0 | 10 |
| 15 | | MB-750 AR | 0 | 1 | 1 |
| 32 | | Stargate 2000 | 1 | 0 | 1 |
| 42 | | | 1 | 1 | 2 |
| 47 | | | 0 | 1 | 1 |
| 49 | | | 0 | 1 | 1 |
| Fwd Pads - Bank 1 | | 1 | JXP- 0 | 3 | 0 |
| | 2 | JXP- 1 | 3 | 0 | 3 |
| | 3 | JXP- 2 | 3 | 0 | 3 |
| | 4 | JXP- 3 | 2 | 1 | 3 |
| | 5 | JXP- 4 | 4 | 1 | 5 |
| | 6 | JXP- 5 | 1 | 1 | 2 |
| | 7 | JXP- 6 | 2 | 0 | 2 |
| | 8 | JXP- 7 | 4 | 0 | 4 |
| | 9 | JXP- 8 | 2 | 1 | 3 |
| | 10 | JXP- 9 | 1 | 0 | 1 |
| | 11 | JXP- 10 | 1 | 0 | 1 |
| | 12 | JXP- 11 | 1 | 0 | 1 |
| | 14 | JXP- 13 | 1 | 1 | 2 |
| | 15 | JXP- 14 | 3 | 1 | 4 |
| | Fwd Pads - Bank 4 | 1 | NODE | 13 | 2 |
| Ret Pads - Bank 1 | 1 | JXP- 0 | 2 | 0 | 2 |
| | 2 | JXP- 1 | 5 | 0 | 5 |
| | 3 | JXP- 2 | 2 | 0 | 2 |

| | | | | | |
|-------------------|----|-----------------|----|---|----|
| | 4 | JXP- 3 | 6 | 0 | 6 |
| | 5 | JXP- 4 | 5 | 2 | 7 |
| | 7 | JXP- 6 | 3 | 0 | 3 |
| | 9 | JXP- 8 | 2 | 1 | 3 |
| | 10 | JXP- 9 | 3 | 0 | 3 |
| | 11 | JXP- 10 | 1 | 0 | 1 |
| | 12 | JXP- 11 | 0 | 1 | 1 |
| | 13 | JXP- 12 | 1 | 1 | 2 |
| | 14 | JXP- 13 | 0 | 1 | 1 |
| | 16 | JXP- 15 | 1 | 0 | 1 |
| Ret Pads - Bank 4 | 1 | NODE | 13 | 2 | 15 |
| Fwd EQs - Bank 1 | 5 | SC-EQ-750- SC-6 | 1 | 0 | 1 |
| | 7 | SC-EQ-750- SC-4 | 1 | 0 | 1 |
| | 8 | SC-EQ-750- SC-3 | 1 | 0 | 1 |
| | 10 | SC-EQ-750- SC-1 | 1 | 0 | 1 |
| | 11 | SC-EQ-750- 0 | 3 | 2 | 5 |
| | 12 | SC-EQ-750- 2 | 4 | 0 | 4 |
| | 13 | SC-EQ-750- 4 | 6 | 0 | 6 |
| | 14 | SC-EQ-750- 6 | 4 | 2 | 6 |
| | 15 | SC-EQ-750- 8 | 5 | 0 | 5 |
| | 16 | SC-EQ-750- 10 | 1 | 2 | 3 |
| | 17 | SC-EQ-750- 12 | 2 | 0 | 2 |
| | 18 | SC-EQ-750- 14 | 1 | 0 | 1 |
| | 19 | SC-EQ-750- 16 | 1 | 0 | 1 |
| Ret EQs - Bank 1 | 1 | SEE-40- 0 | 4 | 0 | 4 |
| | 2 | SEE-40- 2 | 23 | 4 | 27 |
| | 3 | SEE-40- 4 | 3 | 2 | 5 |
| | 4 | SEE-40- 6 | 1 | 0 | 1 |
| FeederMakers | 1 | | 1 | 0 | 1 |
| Inline EQs | 5 | NEW ST SPLICE | 2 | 1 | 3 |
| | 6 | EX BL SPLICE | 1 | 0 | 1 |
| | 7 | NEW BL SPLICE | 0 | 1 | 1 |
| 2-Port Taps | 1 | FFT2-23K | 1 | 0 | 1 |
| | 2 | FFT2-20K | 0 | 1 | 1 |
| | 3 | FFT2-17K | 0 | 1 | 1 |
| | 4 | FFT2-14K | 2 | 1 | 3 |
| | 5 | FFT2-10K | 4 | 3 | 7 |
| | 6 | FFT2-7K | 2 | 5 | 7 |
| | 7 | FFT2-4TK | 8 | 4 | 12 |
| 4-Port Taps | 1 | FFT4-23K | 18 | 2 | 20 |
| | 2 | FFT4-20K | 20 | 3 | 23 |
| | 3 | FFT4-17K | 32 | 1 | 33 |
| | 4 | FFT4-14K | 34 | 4 | 38 |
| | 5 | FFT4-10K | 41 | 6 | 47 |
| | 6 | FFT4-7TK | 34 | 4 | 38 |
| 8-Port Taps | 1 | FFT8-23K | 2 | 0 | 2 |
| | 2 | FFT8-20K | 6 | 0 | 6 |

| | | | | | |
|-------------------|----|--------------------|-------|------|-------|
| | 3 | FFT8-17K | 5 | 2 | 7 |
| | 4 | FFT8-14K | 10 | 0 | 10 |
| | 5 | FFT8-10TK | 8 | 4 | 12 |
| Couplers | 1 | LPI100 | 4 | 0 | 4 |
| | 2 | LLS102 | 12 | 1 | 13 |
| | 3 | LLS103 | 7 | 0 | 7 |
| | 4 | LDC108 | 13 | 2 | 15 |
| | 5 | LDC112 | 6 | 1 | 7 |
| | 6 | LDC116 | 4 | 0 | 4 |
| | 11 | JUMPER | 30 | 3 | 33 |
| | 12 | MBD-SPLT | 2 | 0 | 2 |
| | 13 | MBD-DC10 | 6 | 0 | 6 |
| Power Supplies | 1 | XM 9015 | 4 | 0 | 4 |
| Miscellaneous | 1 | HTH Conn. | 67 | 10 | 77 |
| | 2 | Splice | 1 | 1 | 2 |
| | 3 | Term | 19 | 5 | 24 |
| | 7 | SBH-1022 | 0 | 41 | 41 |
| | 8 | SBH-1432 | 0 | 6 | 6 |
| General BOM Info. | | Housecount | 659 | 173 | 832 |
| | | Ports | 998 | 158 | 1156 |
| | | Non-MDU Housecount | 655 | 73 | 728 |
| | | MDU Housecount | 4 | 100 | 104 |
| | | MDU Tap Ports | 2 | 16 | 18 |
| | | MDU Tap Ports Used | 1 | 8 | 9 |
| | | COM Housecount | 0 | 0 | 0 |
| | | COM Tap Ports | 0 | 0 | 0 |
| | | COM Tap Ports Used | 0 | 0 | 0 |
| | | Drop Sp. Ports | 0 | 0 | 0 |
| | | Non-Design HC | 0 | 0 | 0 |
| | | Trunk Amps | 20 | 4 | 24 |
| | | Line Extenders | 11 | 2 | 13 |
| | | Equalizers | 3 | 2 | 5 |
| | | Taps (2-Port) | 17 | 15 | 32 |
| | | Taps (4-Port) | 179 | 20 | 199 |
| | | Taps (6-Port) | 0 | 0 | 0 |
| | | Taps (8-Port) | 31 | 6 | 37 |
| | | Taps (total) | 227 | 41 | 268 |
| | | 2-Way Couplers | 68 | 7 | 75 |
| | | 3-Way Couplers | 7 | 0 | 7 |
| | | Strand/Trench | 31554 | 6675 | 38229 |
| | | Poles Used | 258 | 0 | 258 |
| Cables | 0 | EX QR715-AR | 3358 | 0 | 3358 |
| | | 100 Series | 2571 | 0 | 2571 |
| | | Total EX QR715-AR | 5929 | 0 | 5929 |
| | 10 | NW QR715-AR | 28171 | 0 | 28171 |
| | | 100 Series | 9898 | 0 | 9898 |
| | | 200 Series | 25 | 0 | 25 |

| | | | | | |
|------------|----|-------------------|-------|------|-------|
| | | 300 Series | 1029 | 0 | 1029 |
| | | Total NW QR715-AR | 39123 | 0 | 39123 |
| | 1 | EX QR715-UG | 0 | 240 | 240 |
| | | 100 Series | 0 | 1073 | 1073 |
| | | Total EX QR715-UG | 0 | 1313 | 1313 |
| | 11 | NW QR715-UG | 0 | 2743 | 2743 |
| | | 100 Series | 0 | 487 | 487 |
| | | 200 Series | 0 | 45 | 45 |
| | | 400 Series | 0 | 3647 | 3647 |
| | | 500 Series | 0 | 1831 | 1831 |
| | | Total NW QR715-UG | 0 | 8753 | 8753 |
| Connectors | 0 | QR 715 P-T | 61 | 0 | 61 |
| | 10 | QR 715 P-T | 448 | 0 | 448 |
| | 1 | QR 715 P-T | 0 | 20 | 20 |
| | 11 | QR 715 P-T | 0 | 66 | 66 |

Equipment For Network file: SWF-28.

Parameters: TACOMA-750
 Actives: TACOMA-750
 Taps: TACOMA-750
 Couplers: TACOMA-750
 Cables: TACOMA-750

| Equipment type | Line # | Part Number | Ae - p1 | UG - p1 | Total - p1 |
|-------------------|--------|----------------|---------|---------|------------|
| Actives | 1 | BLE 750-SH | 16 | 3 | 19 |
| | 2 | BLE 750-SH | 1 | 2 | 3 |
| | 13 | MB 750-SH | 6 | 0 | 6 |
| | 14 | MB 750-SH | 9 | 1 | 10 |
| | 15 | MB 750-SH | 5 | 0 | 5 |
| | 16 | MB 750-SH | 1 | 3 | 4 |
| | 32 | Stargate 2000 | 1 | 0 | 1 |
| | 50 | MB100S-2HSXH-F | 1 | 0 | 1 |
| Reserve Gain | 1 | BLE-750 AR | 16 | 3 | 19 |
| | 2 | BLE-750 AR | 1 | 2 | 3 |
| | 13 | MB-750 AR | 6 | 0 | 6 |
| | 14 | MB-750 AR | 9 | 1 | 10 |
| | 15 | MB-750 AR | 5 | 0 | 5 |
| | 16 | MB-750 AR | 1 | 3 | 4 |
| | 32 | Stargate 2000 | 1 | 0 | 1 |
| | 50 | | 1 | 0 | 1 |
| Fwd Pads - Bank 1 | 1 | JXP- 0 | 6 | 4 | 10 |
| | 2 | JXP- 1 | 6 | 1 | 7 |
| | 3 | JXP- 2 | 5 | 2 | 7 |
| | 4 | JXP- 3 | 3 | 1 | 4 |
| | 5 | JXP- 4 | 10 | 1 | 11 |
| | 6 | JXP- 5 | 3 | 0 | 3 |
| | 7 | JXP- 6 | 4 | 0 | 4 |
| | 9 | JXP- 8 | 1 | 0 | 1 |
| | 10 | JXP- 9 | 1 | 0 | 1 |
| | 15 | JXP- 14 | 1 | 0 | 1 |
| Ret Pads - Bank 1 | 1 | JXP- 0 | 3 | 0 | 3 |
| | 2 | JXP- 1 | 3 | 0 | 3 |
| | 3 | JXP- 2 | 4 | 0 | 4 |
| | 4 | JXP- 3 | 6 | 0 | 6 |
| | 5 | JXP- 4 | 6 | 0 | 6 |
| | 6 | JXP- 5 | 2 | 0 | 2 |
| | 7 | JXP- 6 | 2 | 2 | 4 |
| | 8 | JXP- 7 | 5 | 1 | 6 |
| | 9 | JXP- 8 | 1 | 1 | 2 |
| | 10 | JXP- 9 | 2 | 2 | 4 |
| | 11 | JXP- 10 | 2 | 1 | 3 |
| | 12 | JXP- 11 | 2 | 1 | 3 |

| | | | | | |
|------------------|----|-----------------|----|----|----|
| | 13 | JXP- 12 | 1 | 1 | 2 |
| | 16 | JXP- 15 | 1 | 0 | 1 |
| Fwd EQs - Bank 1 | 8 | SC-EQ-750- SC-3 | 1 | 0 | 1 |
| | 11 | SC-EQ-750- 0 | 2 | 0 | 2 |
| | 12 | SC-EQ-750- 2 | 6 | 0 | 6 |
| | 13 | SC-EQ-750- 4 | 6 | 0 | 6 |
| | 14 | SC-EQ-750- 6 | 7 | 0 | 7 |
| | 15 | SC-EQ-750- 8 | 6 | 1 | 7 |
| | 16 | SC-EQ-750- 10 | 4 | 2 | 6 |
| | 17 | SC-EQ-750- 12 | 2 | 3 | 5 |
| | 18 | SC-EQ-750- 14 | 4 | 2 | 6 |
| | 19 | SC-EQ-750- 16 | 2 | 1 | 3 |
| Ret EQs - Bank 1 | 1 | SEE-40- 0 | 6 | 0 | 6 |
| | 2 | SEE-40- 2 | 22 | 4 | 26 |
| | 3 | SEE-40- 4 | 9 | 4 | 13 |
| | 4 | SEE-40- 6 | 3 | 1 | 4 |
| Feeder-makers | 1 | | 1 | 0 | 1 |
| Inline EQs | 2 | | 9 | 2 | 11 |
| | 3 | | 0 | 12 | 12 |
| 2-Port Taps | 2 | FFT2-20K | 1 | 0 | 1 |
| | 3 | FFT2-17K | 3 | 0 | 3 |
| | 4 | FFT2-14K | 3 | 0 | 3 |
| | 5 | FFT2-10K | 4 | 2 | 6 |
| | 6 | FFT2-7K | 7 | 0 | 7 |
| | 7 | FFT2-4TK | 12 | 2 | 14 |
| 4-Port Taps | 1 | FFT4-23K | 14 | 1 | 15 |
| | 2 | FFT4-20K | 39 | 2 | 41 |
| | 3 | FFT4-17K | 34 | 5 | 39 |
| | 4 | FFT4-14K | 41 | 10 | 51 |
| | 5 | FFT4-10K | 57 | 9 | 66 |
| | 6 | FFT4-7TK | 51 | 10 | 61 |
| 8-Port Taps | 1 | FFT8-23K | 1 | 1 | 2 |
| | 2 | FFT8-20K | 0 | 1 | 1 |
| | 3 | FFT8-17K | 0 | 2 | 2 |
| | 4 | FFT8-14K | 3 | 6 | 9 |
| | 5 | FFT8-10TK | 6 | 6 | 12 |
| Couplers | 1 | LPI100 | 2 | 2 | 4 |
| | 2 | LLS102 | 25 | 2 | 27 |
| | 3 | LLS103 | 3 | 2 | 5 |
| | 4 | LDC108 | 23 | 3 | 26 |
| | 5 | LDC112 | 4 | 0 | 4 |
| | 6 | LDC116 | 3 | 1 | 4 |
| | 11 | JUMPER | 25 | 4 | 29 |
| | 12 | MBD-SPLT | 3 | 3 | 6 |
| | 13 | MBD-DC10 | 8 | 1 | 9 |
| Power Supplies | 1 | XM 9015 | 3 | 1 | 4 |
| Miscellaneous | 1 | HTH Conn. | 77 | 16 | 93 |

| | | | | | |
|-------------------|---|--------------------|-------|-------|-------|
| | 2 | Splice | 0 | 1 | 1 |
| | 3 | Term | 19 | 10 | 29 |
| | 7 | SBH-1022 | 0 | 71 | 71 |
| | 8 | SBH-1432 | 0 | 10 | 10 |
| | 9 | PS6 | 0 | 3 | 3 |
| General BOM Info. | | Housecount | 738 | 206 | 944 |
| | | Ports | 1084 | 284 | 1368 |
| | | Non-MDU Housecount | 738 | 206 | 944 |
| | | MDU Housecount | 0 | 0 | 0 |
| | | MDU Tap Ports | 0 | 0 | 0 |
| | | MDU Tap Ports Used | 0 | 0 | 0 |
| | | COM Housecount | 0 | 0 | 0 |
| | | COM Tap Ports | 0 | 0 | 0 |
| | | COM Tap Ports Used | 0 | 0 | 0 |
| | | Drop Sp. Ports | 0 | 0 | 0 |
| | | Non-Design HC | 0 | 0 | 0 |
| | | Trunk Amps | 23 | 4 | 27 |
| | | Line Extenders | 17 | 5 | 22 |
| | | Equalizers | 9 | 14 | 23 |
| | | Taps (2-Port) | 30 | 4 | 34 |
| | | Taps (4-Port) | 236 | 37 | 273 |
| | | Taps (6-Port) | 0 | 0 | 0 |
| | | Taps (8-Port) | 10 | 16 | 26 |
| | | Taps (total) | 276 | 57 | 333 |
| | | 2-Way Couplers | 93 | 16 | 109 |
| | | 3-Way Couplers | 3 | 2 | 5 |
| | | Strand/Trench | 46786 | 14245 | 61031 |
| | | Poles Used | 340 | 0 | 340 |
| Cables | 0 | EX QR715-AR | 46786 | 0 | 46786 |
| | | 100 Series | 24287 | 0 | 24287 |
| | | Total EX QR715-AR | 71073 | 0 | 71073 |
| | 1 | EX QR715-UG | 0 | 14245 | 14245 |
| | | 100 Series | 0 | 6070 | 6070 |
| | | Total EX QR715-UG | 0 | 20315 | 20315 |
| Connectors | 0 | QR 715 P-T | 623 | 0 | 623 |
| | 1 | QR 715 P-T | 0 | 150 | 150 |

Equipment For Network file: SWF-29.

Parameters: TACOMA-750
 Actives: TACOMA-750
 Taps: TACOMA-750
 Couplers: TACOMA-750
 Cables: TACOMA-750

| Equipment type | Line # | Part Number | Ae - p1 | UG - p1 | Total - p1 |
|-------------------|--------------|-----------------|------------|---------|------------|
| Actives | 1 | BLE 750-SH | 7 | 9 | 16 |
| | 2 | BLE 750-SH | 0 | 2 | 2 |
| | 13 | MB 750-SH | 2 | 4 | 6 |
| | 14 | MB 750-SH | 2 | 9 | 11 |
| | 16 | MB 750-SH | 0 | 1 | 1 |
| | 32 | Stargate 2000 | 1 | 0 | 1 |
| | Reserve Gain | 1 | BLE-750 AR | 7 | 9 |
| 2 | | BLE-750 AR | 0 | 2 | 2 |
| 13 | | MB-750 AR | 2 | 4 | 6 |
| 14 | | MB-750 AR | 2 | 9 | 11 |
| 16 | | MB-750 AR | 0 | 1 | 1 |
| 32 | | Stargate 2000 | 1 | 0 | 1 |
| Fwd Pads - Bank 1 | | 1 | JXP- 0 | 2 | 4 |
| | 2 | JXP- 1 | 1 | 4 | 5 |
| | 3 | JXP- 2 | 1 | 3 | 4 |
| | 5 | JXP- 4 | 2 | 4 | 6 |
| | 6 | JXP- 5 | 2 | 2 | 4 |
| | 7 | JXP- 6 | 1 | 1 | 2 |
| | 8 | JXP- 7 | 0 | 2 | 2 |
| | 10 | JXP- 9 | 1 | 2 | 3 |
| | 11 | JXP- 10 | 1 | 1 | 2 |
| | 14 | JXP- 13 | 1 | 1 | 2 |
| | 16 | JXP- 15 | 0 | 1 | 1 |
| Ret Pads - Bank 1 | 1 | JXP- 0 | 1 | 2 | 3 |
| | 2 | JXP- 1 | 2 | 0 | 2 |
| | 3 | JXP- 2 | 0 | 1 | 1 |
| | 4 | JXP- 3 | 1 | 2 | 3 |
| | 5 | JXP- 4 | 1 | 3 | 4 |
| | 6 | JXP- 5 | 1 | 4 | 5 |
| | 7 | JXP- 6 | 2 | 1 | 3 |
| | 8 | JXP- 7 | 0 | 3 | 3 |
| | 9 | JXP- 8 | 0 | 3 | 3 |
| | 10 | JXP- 9 | 2 | 1 | 3 |
| | 11 | JXP- 10 | 0 | 4 | 4 |
| Fwd EQs - Bank 1 | 12 | JXP- 11 | 1 | 0 | 1 |
| | 16 | JXP- 15 | 1 | 1 | 2 |
| | 7 | SC-EQ-750- SC-4 | 0 | 1 | 1 |
| | 10 | SC-EQ-750- SC-1 | 0 | 1 | 1 |

| | | | | | | |
|------------------|----|------------|----|----|-----|-----|
| | 11 | SC-EQ-750- | 0 | 1 | 1 | 2 |
| | 12 | SC-EQ-750- | 2 | 2 | 1 | 3 |
| | 13 | SC-EQ-750- | 4 | 2 | 5 | 7 |
| | 14 | SC-EQ-750- | 6 | 2 | 1 | 3 |
| | 15 | SC-EQ-750- | 8 | 1 | 3 | 4 |
| | 16 | SC-EQ-750- | 10 | 1 | 6 | 7 |
| | 17 | SC-EQ-750- | 12 | 3 | 4 | 7 |
| | 18 | SC-EQ-750- | 14 | 0 | 2 | 2 |
| Ret EQs - Bank 1 | 1 | SEE-40- | 0 | 0 | 1 | 1 |
| | 2 | SEE-40- | 2 | 10 | 16 | 26 |
| | 3 | SEE-40- | 4 | 2 | 8 | 10 |
| Feeder makers | 1 | | | 1 | 0 | 1 |
| Inline EQs | 2 | | | 3 | 0 | 3 |
| | 3 | | | 2 | 19 | 21 |
| 2-Port Taps | 2 | FFT2-20K | | 1 | 0 | 1 |
| | 3 | FFT2-17K | | 0 | 2 | 2 |
| | 4 | FFT2-14K | | 0 | 3 | 3 |
| | 5 | FFT2-10K | | 1 | 8 | 9 |
| | 6 | FFT2-7K | | 0 | 3 | 3 |
| | 7 | FFT2-4TK | | 2 | 13 | 15 |
| 4-Port Taps | 1 | FFT4-23K | | 2 | 4 | 6 |
| | 2 | FFT4-20K | | 11 | 12 | 23 |
| | 3 | FFT4-17K | | 10 | 7 | 17 |
| | 4 | FFT4-14K | | 7 | 9 | 16 |
| | 5 | FFT4-10K | | 9 | 15 | 24 |
| | 6 | FFT4-7TK | | 9 | 18 | 27 |
| 8-Port Taps | 1 | FFT8-23K | | 2 | 2 | 4 |
| | 2 | FFT8-20K | | 0 | 3 | 3 |
| | 3 | FFT8-17K | | 0 | 11 | 11 |
| | 4 | FFT8-14K | | 1 | 11 | 12 |
| | 5 | FFT8-10TK | | 0 | 8 | 8 |
| Couplers | 1 | LPI100 | | 1 | 3 | 4 |
| | 2 | LLS102 | | 9 | 10 | 19 |
| | 3 | LLS103 | | 0 | 1 | 1 |
| | 4 | LDC108 | | 6 | 8 | 14 |
| | 5 | LDC112 | | 4 | 2 | 6 |
| | 6 | LDC116 | | 3 | 1 | 4 |
| | 11 | JUMPER | | 37 | 14 | 51 |
| | 12 | MBD-SPLT | | 0 | 4 | 4 |
| | 13 | MBD-DC10 | | 0 | 3 | 3 |
| Power Supplies | 1 | XM 9015 | | 1 | 3 | 4 |
| Miscellaneous | 1 | HTH Conn. | | 25 | 49 | 74 |
| | 2 | Splice | | 0 | 2 | 2 |
| | 3 | Term | | 7 | 17 | 24 |
| | 7 | SBH-1022 | | 0 | 139 | 139 |
| | 8 | SBH-1432 | | 0 | 28 | 28 |
| | 9 | PS6 | | 0 | 4 | 4 |

General BOM Info.

| | | | | | |
|------------|----|--------------------|-------|-------|-------|
| | | Housecount | 163 | 689 | 852 |
| | | Ports | 224 | 598 | 822 |
| | | Non-MDU Housecount | 163 | 414 | 577 |
| | | MDU Housecount | 0 | 275 | 275 |
| | | MDU Tap Ports | 0 | 74 | 74 |
| | | MDU Tap Ports Used | 0 | 30 | 30 |
| | | COM Housecount | 0 | 0 | 0 |
| | | COM Tap Ports | 0 | 0 | 0 |
| | | COM Tap Ports Used | 0 | 0 | 0 |
| | | Drop Sp. Ports | 0 | 0 | 0 |
| | | Non-Design HC | 0 | 0 | 0 |
| | | Trunk Amps | 5 | 14 | 19 |
| | | Line Extenders | 7 | 11 | 18 |
| | | Equalizers | 5 | 19 | 24 |
| | | Taps (2-Port) | 4 | 29 | 33 |
| | | Taps (4-Port) | 48 | 65 | 113 |
| | | Taps (6-Port) | 0 | 0 | 0 |
| | | Taps (8-Port) | 3 | 35 | 38 |
| | | Taps (total) | 55 | 129 | 184 |
| | | 2-Way Couplers | 30 | 45 | 75 |
| | | 3-Way Couplers | 0 | 1 | 1 |
| | | Strand/Trench | 12878 | 23952 | 36830 |
| | | Poles Used | 80 | 0 | 80 |
| Cables | 0 | EX QR715-AR | 12878 | 0 | 12878 |
| | | 100 Series | 5470 | 0 | 5470 |
| | | Total EX QR715-AR | 18348 | 0 | 18348 |
| | 1 | EX QR715-UG | 0 | 23952 | 23952 |
| | | 100 Series | 0 | 6367 | 6367 |
| | | 500 Series | 0 | 136 | 136 |
| | | Total EX QR715-UG | 0 | 30455 | 30455 |
| | 11 | 500 Series | 0 | 5 | 5 |
| | | Total NW QR715-UG | 0 | 5 | 5 |
| Connectors | 0 | QR 715 P-T | 203 | 0 | 203 |
| | 1 | QR 715 P-T | 0 | 304 | 304 |
| | 11 | QR 715 P-T | 0 | 2 | 2 |

Equipment For Network file: SWL-30.

Parameters: TACOMA-870D
 Actives: TACOMA-870D
 Taps: TACOMA-870D
 Couplers: TACOMA-870D
 Cables: TACOMA-870D

| Equipment type | Line # | Part Number | Ae - p1 | UG - p1 | Total - p1 |
|-------------------|-------------------|----------------|----------|---------|------------|
| Actives | 4 | BLE87S/HTX-LXX | 0 | 18 | 18 |
| | 5 | BLE87S/HAX-LXX | 0 | 1 | 1 |
| | 22 | SG4-87SS-SXX | 0 | 1 | 1 |
| | 33 | MB87S/XGAX-LXX | 0 | 11 | 11 |
| | 34 | MB87S/XGAX-LXX | 0 | 13 | 13 |
| | 35 | MB87S/XGAX-LXX | 0 | 3 | 3 |
| | Reserve Gain | 4 | RA-KIT/L | 0 | 18 |
| 5 | | RA-KIT/L | 0 | 1 | 1 |
| 22 | | SG2-DFBT/* | 0 | 1 | 1 |
| 33 | | | 0 | 11 | 11 |
| 34 | | | 0 | 13 | 13 |
| 35 | | | 0 | 3 | 3 |
| Fwd Pads - Bank 1 | 1 | JXP- Z | 0 | 7 | 7 |
| | 2 | JXP- 1B | 0 | 2 | 2 |
| | 3 | JXP- 2B | 0 | 4 | 4 |
| | 4 | JXP- 3B | 0 | 3 | 3 |
| | 5 | JXP- 4B | 0 | 6 | 6 |
| | 6 | JXP- 5B | 0 | 3 | 3 |
| | 7 | JXP- 6B | 0 | 3 | 3 |
| | 8 | JXP- 7B | 0 | 3 | 3 |
| | 10 | JXP- 9B | 0 | 6 | 6 |
| | 11 | JXP- 10B | 0 | 2 | 2 |
| | 12 | JXP- 11B | 0 | 1 | 1 |
| | 13 | JXP- 12B | 0 | 2 | 2 |
| | 14 | JXP- 13B | 0 | 1 | 1 |
| | 15 | JXP- 14B | 0 | 1 | 1 |
| | 16 | JXP- 15B | 0 | 2 | 2 |
| | Fwd Pads - Bank 4 | 1 | | 0 | 1 |
| Ret Pads - Bank 1 | 1 | JXP- Z | 0 | 6 | 6 |
| | 2 | JXP- 1T | 0 | 7 | 7 |
| | 3 | JXP- 2B | 0 | 7 | 7 |
| | 4 | JXP- 3B | 0 | 7 | 7 |
| | 5 | JXP- 4B | 0 | 5 | 5 |
| | 6 | JXP- 5B | 0 | 8 | 8 |
| | 7 | JXP- 6B | 0 | 4 | 4 |
| | 8 | JXP- 7B | 0 | 1 | 1 |
| | 10 | JXP- 9B | 0 | 1 | 1 |
| | Ret Pads - Bank 4 | 1 | | 0 | 1 |

| | | | | | |
|------------------|----|----------------|---|----|----|
| Fwd EQs - Bank 1 | 7 | SFE-87- CS4 | 0 | 2 | 2 |
| | 8 | SFE-87- CS3 | 0 | 1 | 1 |
| | 9 | SFE-87- CS2 | 0 | 1 | 1 |
| | 10 | SFE-87- CS1 | 0 | 2 | 2 |
| | 11 | SFE-87- 0 | 0 | 1 | 1 |
| | 12 | SFE-87- 2 | 0 | 1 | 1 |
| | 13 | SFE-87- 4 | 0 | 3 | 3 |
| | 14 | SFE-87- 6 | 0 | 3 | 3 |
| | 15 | SFE-87- 8 | 0 | 4 | 4 |
| | 16 | SFE-87- 10 | 0 | 5 | 5 |
| | 17 | SFE-87- 12 | 0 | 6 | 6 |
| | 18 | SFE-87- 14 | 0 | 5 | 5 |
| | 19 | SFE-87- 16 | 0 | 3 | 3 |
| | 20 | SFE-87- 18 | 0 | 4 | 4 |
| | 21 | SFE-87- 20 | 0 | 2 | 2 |
| | 23 | SFE-87- FLAG | 0 | 3 | 3 |
| Fwd EQs - Bank 4 | 0 | VOID | 0 | 1 | 1 |
| Ret EQs - Bank 1 | 1 | SRE-S- 0 | 0 | 1 | 1 |
| | 2 | SRE-S- 2 | 0 | 4 | 4 |
| | 3 | SRE-S- 4 | 0 | 19 | 19 |
| | 4 | SRE-S- 6 | 0 | 17 | 17 |
| | 5 | SRE-S- 8 | 0 | 5 | 5 |
| Ret EQs - Bank 4 | 0 | VOID | 0 | 1 | 1 |
| Feeder makers | 1 | | 0 | 1 | 1 |
| Inline EQs | 2 | IN-LINE SPLICE | 0 | 29 | 29 |
| 2-Port Taps | 2 | FFT2-20K | 0 | 4 | 4 |
| | 3 | FFT2-17K | 0 | 2 | 2 |
| | 4 | FFT2-14K | 0 | 6 | 6 |
| | 5 | FFT2-10K | 0 | 4 | 4 |
| | 6 | FFT2-7K | 0 | 1 | 1 |
| | 7 | FFT2-4TK | 0 | 6 | 6 |
| 4-Port Taps | 1 | FFT4-23K | 0 | 15 | 15 |
| | 2 | FFT4-20K | 0 | 27 | 27 |
| | 3 | FFT4-17K | 0 | 25 | 25 |
| | 4 | FFT4-14K | 0 | 23 | 23 |
| | 5 | FFT4-10K | 0 | 41 | 41 |
| | 6 | FFT4-7TK | 0 | 27 | 27 |
| 8-Port Taps | 1 | FFT8-23K | 0 | 8 | 8 |
| | 2 | FFT8-20K | 0 | 16 | 16 |
| | 3 | FFT8-17K | 0 | 15 | 15 |
| | 4 | FFT8-14K | 0 | 18 | 18 |
| | 5 | FFT8-10TK | 0 | 28 | 28 |
| Couplers | 1 | LPI100-1000 | 0 | 4 | 4 |
| | 2 | LLS102-1000 | 0 | 24 | 24 |
| | 3 | LLS103-1000 | 0 | 4 | 4 |
| | 4 | LDC108-1000 | 0 | 8 | 8 |
| | 5 | LDC112-1000 | 0 | 8 | 8 |

| | | | | | |
|-------------------|----|--------------------|---|-------|-------|
| | 6 | LDC116-1000 | 0 | 4 | 4 |
| | 11 | MB-JMP | 2 | 30 | 32 |
| | 12 | MB-SP | 0 | 7 | 7 |
| | 13 | MB-DC/8 | 0 | 4 | 4 |
| | 14 | MB-DC/10 | 0 | 4 | 4 |
| | 15 | MB-DC/12 | 0 | 2 | 2 |
| Power Supplies | 1 | XM 9015 | 0 | 4 | 4 |
| Miscellaneous | 1 | HTH Conn. | 0 | 92 | 92 |
| | 3 | Term. | 0 | 38 | 38 |
| | 7 | SBH-1022 | 0 | 289 | 289 |
| | 8 | SBH- 1432 | 0 | 55 | 55 |
| | 9 | PS6 | 0 | 8 | 8 |
| General BOM Info. | | Housecount | 0 | 1048 | 1048 |
| | | Ports | 0 | 1358 | 1358 |
| | | Non-MDU Housecount | 0 | 1040 | 1040 |
| | | MDU Housecount | 0 | 8 | 8 |
| | | MDU Tap Ports | 0 | 6 | 6 |
| | | MDU Tap Ports Used | 0 | 2 | 2 |
| | | COM Housecount | 0 | 0 | 0 |
| | | COM Tap Ports | 0 | 0 | 0 |
| | | COM Tap Ports Used | 0 | 0 | 0 |
| | | Drop Sp. Ports | 0 | 0 | 0 |
| | | Non-Design HC | 0 | 0 | 0 |
| | | Trunk Amps | 0 | 28 | 28 |
| | | Line Extenders | 0 | 19 | 19 |
| | | Equalizers | 0 | 29 | 29 |
| | | Taps (2-Port) | 0 | 23 | 23 |
| | | Taps (4-Port) | 0 | 158 | 158 |
| | | Taps (6-Port) | 0 | 0 | 0 |
| | | Taps (8-Port) | 0 | 85 | 85 |
| | | Taps (total) | 0 | 266 | 266 |
| | | 2-Way Couplers | 0 | 95 | 95 |
| | | 3-Way Couplers | 0 | 4 | 4 |
| | | Strand/Trench | 0 | 59001 | 59001 |
| | | Poles Used | 0 | 0 | 0 |
| Cables | 1 | EX QR715-UG | 0 | 59001 | 59001 |
| | | 100 Series | 0 | 22504 | 22504 |
| | | Total EX QR715-UG | 0 | 81505 | 81505 |
| Connectors | 0 | QR 715 P-T | 5 | 0 | 5 |
| | 1 | QR 715 P-T | 0 | 623 | 623 |

Equipment For Network file: SWL-31.

Parameters: TACOMA-870D
 Actives: TACOMA-870D
 Taps: TACOMA-870D
 Couplers: TACOMA-870D
 Cables: TACOMA-870D

| Equipment type | Line # | Part Number | Ae - p1 | UG - p1 | Total - p1 |
|-------------------|--------|----------------|---------|---------|------------|
| Actives | 4 | BLE87S/HTX-LXX | 4 | 7 | 11 |
| | 5 | BLE87S/HAX-LXX | 0 | 1 | 1 |
| | 7 | BLE100-HSXH-F | 0 | 1 | 1 |
| | 22 | SG4-87SS-SXX | 1 | 0 | 1 |
| | 33 | MB87S/XGAX-LXX | 4 | 3 | 7 |
| | 34 | MB87S/XGAX-LXX | 5 | 3 | 8 |
| | 35 | MB87S/XGAX-LXX | 0 | 2 | 2 |
| | 36 | MB87S/XGAX-LXX | 0 | 1 | 1 |
| Reserve Gain | 4 | RA-KIT/L | 4 | 7 | 11 |
| | 5 | RA-KIT/L | 0 | 1 | 1 |
| | 7 | | 0 | 1 | 1 |
| | 22 | SG2-DFBT/* | 1 | 0 | 1 |
| | 33 | | 4 | 3 | 7 |
| | 34 | | 5 | 3 | 8 |
| | 35 | | 0 | 2 | 2 |
| Fwd Pads - Bank 1 | 36 | | 0 | 1 | 1 |
| | 1 | JXP- Z | 2 | 6 | 8 |
| | 2 | JXP- 1B | 1 | 1 | 2 |
| | 3 | JXP- 2B | 0 | 1 | 1 |
| | 4 | JXP- 3B | 2 | 1 | 3 |
| | 5 | JXP- 4B | 1 | 0 | 1 |
| | 7 | JXP- 6B | 2 | 0 | 2 |
| | 8 | JXP- 7B | 0 | 1 | 1 |
| | 9 | JXP- 8B | 2 | 5 | 7 |
| | 10 | JXP- 9B | 0 | 1 | 1 |
| | 11 | JXP- 10B | 0 | 1 | 1 |
| | 13 | JXP- 12B | 1 | 1 | 2 |
| | 14 | JXP- 13B | 1 | 0 | 1 |
| | 17 | JXP- FLAG | 1 | 0 | 1 |
| Fwd Pads - Bank 4 | 1 | | 1 | 0 | 1 |
| | 5 | | 1 | 0 | 1 |
| Ret Pads - Bank 1 | 1 | JXP- Z | 4 | 3 | 7 |
| | 2 | JXP- 1T | 0 | 1 | 1 |
| | 3 | JXP- 2B | 1 | 2 | 3 |
| | 4 | JXP- 3B | 1 | 2 | 3 |
| | 5 | JXP- 4B | 3 | 1 | 4 |
| | 6 | JXP- 5B | 3 | 3 | 6 |
| | 7 | JXP- 6B | 1 | 2 | 3 |

| | | | | | | |
|-------------------|----|---------|----------------|----|----|----|
| | 8 | JXP- | 7B | 0 | 3 | 3 |
| | 9 | JXP- | 8B | 0 | 1 | 1 |
| Ret Pads - Bank 4 | 1 | | | 1 | 0 | 1 |
| | 5 | | | 1 | 0 | 1 |
| Fwd EQs - Bank 1 | 9 | SFE-87- | CS2 | 0 | 1 | 1 |
| | 10 | SFE-87- | CS1 | 1 | 1 | 2 |
| | 11 | SFE-87- | 0 | 2 | 0 | 2 |
| | 12 | SFE-87- | 2 | 1 | 1 | 2 |
| | 15 | SFE-87- | 8 | 0 | 2 | 2 |
| | 16 | SFE-87- | 10 | 1 | 2 | 3 |
| | 17 | SFE-87- | 12 | 1 | 2 | 3 |
| | 18 | SFE-87- | 14 | 3 | 3 | 6 |
| | 19 | SFE-87- | 16 | 1 | 2 | 3 |
| | 20 | SFE-87- | 18 | 1 | 0 | 1 |
| | 21 | SFE-87- | 20 | 2 | 1 | 3 |
| | 23 | SFE-87- | FLAG | 0 | 3 | 3 |
| Fwd EQs - Bank 4 | 0 | | VOID | 1 | 0 | 1 |
| | 5 | | | 1 | 0 | 1 |
| Ret EQs - Bank 1 | 2 | SRE-S- | 2 | 2 | 2 | 4 |
| | 3 | SRE-S- | 4 | 5 | 6 | 11 |
| | 4 | SRE-S- | 6 | 4 | 4 | 8 |
| | 5 | SRE-S- | 8 | 2 | 6 | 8 |
| Ret EQs - Bank 4 | 0 | | VOID | 1 | 0 | 1 |
| | 5 | | | 1 | 0 | 1 |
| FeederMakers | 1 | | | 1 | 0 | 1 |
| Inline EQs | 2 | | IN-LINE SPLICE | 2 | 24 | 26 |
| | 3 | | | 0 | 2 | 2 |
| 2-Port Taps | 1 | FFT2- | 23K | 1 | 0 | 1 |
| | 2 | FFT2- | 20K | 0 | 1 | 1 |
| | 3 | FFT2- | 17K | 1 | 2 | 3 |
| | 4 | FFT2- | 14K | 2 | 4 | 6 |
| | 5 | FFT2- | 10K | 2 | 5 | 7 |
| | 6 | FFT2- | 7K | 0 | 2 | 2 |
| | 7 | FFT2- | 4TK | 5 | 6 | 11 |
| 4-Port Taps | 1 | FFT4- | 23K | 5 | 4 | 9 |
| | 2 | FFT4- | 20K | 10 | 8 | 18 |
| | 3 | FFT4- | 17K | 18 | 12 | 30 |
| | 4 | FFT4- | 14K | 21 | 12 | 33 |
| | 5 | FFT4- | 10K | 14 | 14 | 28 |
| | 6 | FFT4- | 7TK | 11 | 9 | 20 |
| 8-Port Taps | 1 | FFT8- | 23K | 1 | 3 | 4 |
| | 2 | FFT8- | 20K | 3 | 5 | 8 |
| | 3 | FFT8- | 17K | 3 | 2 | 5 |
| | 4 | FFT8- | 14K | 0 | 5 | 5 |
| | 5 | FFT8- | 10TK | 4 | 9 | 13 |
| Couplers | 1 | LPI100- | 1000 | 2 | 2 | 4 |
| | 2 | LLS102- | 1000 | 6 | 9 | 15 |

| | | | | | |
|-------------------|----|--------------------|-------|-------|-------|
| | 3 | LLS103-1000 | 0 | 2 | 2 |
| | 4 | LDC108-1000 | 3 | 6 | 9 |
| | 5 | LDC112-1000 | 4 | 3 | 7 |
| | 6 | LDC116-1000 | 1 | 3 | 4 |
| | 11 | MB-JMP | 12 | 9 | 21 |
| | 12 | MB-SP | 1 | 2 | 3 |
| | 13 | MB-DC/8 | 2 | 1 | 3 |
| | 14 | MB-DC/10 | 1 | 0 | 1 |
| | 15 | MB-DC/12 | 0 | 2 | 2 |
| Power Supplies | 1 | XM 9015 | 1 | 3 | 4 |
| Miscellaneous | 1 | HTH Conn. | 25 | 54 | 79 |
| | 3 | Term. | 10 | 16 | 26 |
| | 7 | SBH-1022 | 0 | 118 | 118 |
| | 8 | SBH- 1432 | 0 | 22 | 22 |
| | 9 | PS6 | 0 | 4 | 4 |
| General BOM Info. | | Housecount | 307 | 341 | 648 |
| | | Ports | 426 | 468 | 894 |
| | | Non-MDU Housecount | 307 | 341 | 648 |
| | | MDU Housecount | 0 | 0 | 0 |
| | | MDU Tap Ports | 0 | 0 | 0 |
| | | MDU Tap Ports Used | 0 | 0 | 0 |
| | | COM Housecount | 0 | 0 | 0 |
| | | COM Tap Ports | 0 | 0 | 0 |
| | | COM Tap Ports Used | 0 | 0 | 0 |
| | | Drop Sp. Ports | 0 | 0 | 0 |
| | | Non-Design HC | 0 | 0 | 0 |
| | | Trunk Amps | 10 | 9 | 19 |
| | | Line Extenders | 4 | 9 | 13 |
| | | Equalizers | 2 | 26 | 28 |
| | | Taps (2-Port) | 11 | 20 | 31 |
| | | Taps (4-Port) | 79 | 59 | 138 |
| | | Taps (6-Port) | 0 | 0 | 0 |
| | | Taps (8-Port) | 11 | 24 | 35 |
| | | Taps (total) | 101 | 103 | 204 |
| | | 2-Way Couplers | 32 | 37 | 69 |
| | | 3-Way Couplers | 0 | 2 | 2 |
| | | Strand/Trench | 18402 | 22648 | 41050 |
| | | Poles Used | 108 | 0 | 108 |
| Cables | 0 | EX QR715-AR | 18402 | 0 | 18402 |
| | | 100 Series | 7089 | 0 | 7089 |
| | | Total EX QR715-AR | 25491 | 0 | 25491 |
| | 1 | EX QR715-UG | 0 | 22648 | 22648 |
| | | 100 Series | 0 | 10175 | 10175 |
| | | Total EX QR715-UG | 0 | 32823 | 32823 |
| Connectors | 0 | QR 715 P-T | 219 | 0 | 219 |
| | 1 | QR 715 P-T | 0 | 246 | 246 |

Equipment For Network file: SWL-32.

Parameters: TACOMA-870D
 Actives: TACOMA-870D
 Taps: TACOMA-870D
 Couplers: TACOMA-870D
 Cables: TACOMA-870D

| Equipment type | Line # | Part Number | Ae - p1 | UG - p1 | Total - p1 |
|-------------------|--------|----------------|---------|---------|------------|
| Actives | 4 | BLE87S/HTX-LXX | 9 | 10 | 19 |
| | 5 | BLE87S/HAX-LXX | 0 | 1 | 1 |
| | 7 | BLE100-HSXH-F | 1 | 0 | 1 |
| | 22 | SG4-87SS-SXX | 1 | 0 | 1 |
| | 33 | MB87S/XGAX-LXX | 10 | 4 | 14 |
| | 34 | MB87S/XGAX-LXX | 4 | 4 | 8 |
| | 35 | MB87S/XGAX-LXX | 2 | 3 | 5 |
| | 43 | MB100S-2HSXH-F | 1 | 0 | 1 |
| Reserve Gain | 4 | RA-KIT/L | 9 | 10 | 19 |
| | 5 | RA-KIT/L | 0 | 1 | 1 |
| | 7 | | 1 | 0 | 1 |
| | 22 | SG2-DFBT/* | 1 | 0 | 1 |
| | 33 | | 10 | 4 | 14 |
| | 34 | | 4 | 4 | 8 |
| | 35 | | 2 | 3 | 5 |
| Fwd Pads - Bank 1 | 43 | | 1 | 0 | 1 |
| | 1 | JXP- Z | 1 | 3 | 4 |
| | 2 | JXP- 1B | 1 | 1 | 2 |
| | 3 | JXP- 2B | 4 | 2 | 6 |
| | 4 | JXP- 3B | 1 | 2 | 3 |
| | 5 | JXP- 4B | 2 | 2 | 4 |
| | 6 | JXP- 5B | 2 | 3 | 5 |
| | 7 | JXP- 6B | 2 | 0 | 2 |
| | 8 | JXP- 7B | 2 | 3 | 5 |
| | 9 | JXP- 8B | 3 | 1 | 4 |
| | 10 | JXP- 9B | 2 | 1 | 3 |
| | 11 | JXP- 10B | 2 | 1 | 3 |
| | 12 | JXP- 11B | 1 | 1 | 2 |
| | 13 | JXP- 12B | 2 | 1 | 3 |
| | 15 | JXP- 14B | 1 | 1 | 2 |
| | 16 | JXP- 15B | 1 | 0 | 1 |
| Fwd Pads - Bank 4 | 1 | | 1 | 0 | 1 |
| Ret Pads - Bank 1 | 1 | JXP- Z | 3 | 3 | 6 |
| | 2 | JXP- 1T | 7 | 3 | 10 |
| | 3 | JXP- 2B | 5 | 1 | 6 |
| | 4 | JXP- 3B | 3 | 4 | 7 |
| | 5 | JXP- 4B | 1 | 1 | 2 |
| | 6 | JXP- 5B | 2 | 4 | 6 |

| | | | | | | |
|-------------------|----|---------|----------------|----|----|----|
| | 7 | JXP- | 6B | 3 | 2 | 5 |
| | 8 | JXP- | 7B | 0 | 2 | 2 |
| | 9 | JXP- | 8B | 2 | 0 | 2 |
| | 10 | JXP- | 9B | 0 | 1 | 1 |
| | 11 | JXP- | 10B | 1 | 0 | 1 |
| | 12 | JXP- | 11B | 0 | 1 | 1 |
| Ret Pads - Bank 4 | 1 | | | 1 | 0 | 1 |
| Fwd EQs - Bank 1 | 10 | SFE-87- | CS1 | 2 | 0 | 2 |
| | 11 | SFE-87- | 0 | 4 | 0 | 4 |
| | 12 | SFE-87- | 2 | 3 | 2 | 5 |
| | 13 | SFE-87- | 4 | 1 | 2 | 3 |
| | 14 | SFE-87- | 6 | 1 | 4 | 5 |
| | 15 | SFE-87- | 8 | 3 | 1 | 4 |
| | 16 | SFE-87- | 10 | 1 | 2 | 3 |
| | 17 | SFE-87- | 12 | 1 | 2 | 3 |
| | 18 | SFE-87- | 14 | 4 | 2 | 6 |
| | 19 | SFE-87- | 16 | 2 | 2 | 4 |
| | 20 | SFE-87- | 18 | 2 | 1 | 3 |
| | 21 | SFE-87- | 20 | 1 | 1 | 2 |
| | 22 | SFE-87- | 22 | 1 | 2 | 3 |
| | 23 | SFE-87- | FLAG | 1 | 1 | 2 |
| Fwd EQs - Bank 4 | 0 | | VOID | 1 | 0 | 1 |
| Ret EQs - Bank 1 | 2 | SRE-S- | 2 | 2 | 1 | 3 |
| | 3 | SRE-S- | 4 | 14 | 12 | 26 |
| | 4 | SRE-S- | 6 | 6 | 4 | 10 |
| | 5 | SRE-S- | 8 | 5 | 5 | 10 |
| Ret EQs - Bank 4 | 0 | | VOID | 1 | 0 | 1 |
| Feeder-makers | 1 | | | 1 | 0 | 1 |
| Inline EQs | 2 | | IN-LINE SPLICE | 10 | 19 | 29 |
| | 3 | | | 0 | 1 | 1 |
| | 5 | | | 3 | 2 | 5 |
| 2-Port Taps | 2 | FFT2- | 20K | 2 | 3 | 5 |
| | 3 | FFT2- | 17K | 7 | 5 | 12 |
| | 4 | FFT2- | 14K | 4 | 5 | 9 |
| | 5 | FFT2- | 10K | 8 | 5 | 13 |
| | 6 | FFT2- | 7K | 1 | 1 | 2 |
| | 7 | FFT2- | 4TK | 6 | 16 | 22 |
| 4-Port Taps | 1 | FFT4- | 23K | 7 | 6 | 13 |
| | 2 | FFT4- | 20K | 18 | 19 | 37 |
| | 3 | FFT4- | 17K | 28 | 15 | 43 |
| | 4 | FFT4- | 14K | 26 | 24 | 50 |
| | 5 | FFT4- | 10K | 27 | 20 | 47 |
| | 6 | FFT4- | 7TK | 28 | 18 | 46 |
| 8-Port Taps | 1 | FFT8- | 23K | 1 | 1 | 2 |
| | 2 | FFT8- | 20K | 2 | 2 | 4 |
| | 3 | FFT8- | 17K | 1 | 1 | 2 |
| | 4 | FFT8- | 14K | 4 | 2 | 6 |

| | | | | | |
|-------------------|----|--------------------|-------|-------|-------|
| | 5 | FFT8-10TK | 6 | 10 | 16 |
| Couplers | 1 | LPI100-1000 | 3 | 1 | 4 |
| | 2 | LLS102-1000 | 16 | 9 | 25 |
| | 3 | LLS103-1000 | 6 | 1 | 7 |
| | 4 | LDC108-1000 | 18 | 7 | 25 |
| | 5 | LDC112-1000 | 4 | 2 | 6 |
| | 6 | LDC116-1000 | 2 | 2 | 4 |
| | 11 | MB-JMP | 20 | 11 | 31 |
| | 12 | MB-SP | 6 | 3 | 9 |
| | 13 | MB-DC/8 | 1 | 3 | 4 |
| | 15 | MB-DC/12 | 1 | 0 | 1 |
| Power Supplies | 1 | XM 9015 | 3 | 1 | 4 |
| Miscellaneous | 1 | HTH Conn. | 55 | 39 | 94 |
| | 2 | Splice | 7 | 11 | 18 |
| | 3 | Term. | 19 | 17 | 36 |
| | 7 | SBH-1022 | 0 | 173 | 173 |
| | 8 | SBH- 1432 | 0 | 23 | 23 |
| | 9 | PS6 | 0 | 2 | 2 |
| General BOM Info. | | Housecount | 463 | 451 | 914 |
| | | Ports | 704 | 606 | 1310 |
| | | Non-MDU Housecount | 463 | 451 | 914 |
| | | MDU Housecount | 0 | 0 | 0 |
| | | MDU Tap Ports | 0 | 0 | 0 |
| | | MDU Tap Ports Used | 0 | 0 | 0 |
| | | COM Housecount | 0 | 0 | 0 |
| | | COM Tap Ports | 0 | 0 | 0 |
| | | COM Tap Ports Used | 0 | 0 | 0 |
| | | Drop Sp. Ports | 0 | 0 | 0 |
| | | Non-Design HC | 0 | 0 | 0 |
| | | Trunk Amps | 18 | 11 | 29 |
| | | Line Extenders | 10 | 11 | 21 |
| | | Equalizers | 13 | 22 | 35 |
| | | Taps (2-Port) | 28 | 35 | 63 |
| | | Taps (4-Port) | 134 | 102 | 236 |
| | | Taps (6-Port) | 0 | 0 | 0 |
| | | Taps (8-Port) | 14 | 16 | 30 |
| | | Taps (total) | 176 | 153 | 329 |
| | | 2-Way Couplers | 71 | 38 | 109 |
| | | 3-Way Couplers | 6 | 1 | 7 |
| | | Strand/Trench | 38027 | 36757 | 74784 |
| | | Poles Used | 241 | 0 | 241 |
| Cables | 0 | EX QR715-AR | 37963 | 0 | 37963 |
| | | 100 Series | 16066 | 0 | 16066 |
| | | Total EX QR715-AR | 54029 | 0 | 54029 |
| | 10 | 400 Series | 64 | 0 | 64 |
| | | Total NW QR715-AR | 64 | 0 | 64 |
| | 1 | EX QR715-UG | 0 | 14882 | 14882 |

| | | | | | |
|------------|----|-------------------|-----|-------|-------|
| | | 100 Series | 0 | 4318 | 4318 |
| | | Total EX QR715-UG | 0 | 19200 | 19200 |
| | 11 | NW QR715-UG | 0 | 19636 | 19636 |
| | | 100 Series | 0 | 2135 | 2135 |
| | | 200 Series | 0 | 1354 | 1354 |
| | | 300 Series | 0 | 943 | 943 |
| | | 400 Series | 0 | 885 | 885 |
| | | 500 Series | 0 | 28 | 28 |
| | | Total NW QR715-UG | 0 | 24981 | 24981 |
| Connectors | 0 | QR 715 P-T | 447 | 0 | 447 |
| | 10 | QR 715 P-T | 2 | 0 | 2 |
| | 1 | QR 715 P-T | 0 | 160 | 160 |
| | 11 | QR 715 P-T | 0 | 218 | 218 |

Equipment For Network file: SWL-33.

Parameters: TACOMA-870D
 Actives: TACOMA-870D
 Taps: TACOMA-870D
 Couplers: TACOMA-870D
 Cables: TACOMA-870D

| Equipment type | Line # | Part Number | Ae - p1 | UG - p1 | Total - p1 | |
|-------------------|-------------------|----------------|----------|---------|------------|----|
| Actives | 4 | BLE87S/HTX-LXX | 8 | 6 | 14 | |
| | 5 | BLE87S/HAX-LXX | 2 | 1 | 3 | |
| | 6 | BLE87S/HTX-LXX | 1 | 0 | 1 | |
| | 22 | SG4-87SS-SXX | 1 | 0 | 1 | |
| | 33 | MB87S/XGAX-LXX | 11 | 3 | 14 | |
| | 34 | MB87S/XGAX-LXX | 1 | 2 | 3 | |
| | Reserve Gain | 4 | RA-KIT/L | 8 | 6 | 14 |
| 5 | | RA-KIT/L | 2 | 1 | 3 | |
| 6 | | RA-KIT/L | 1 | 0 | 1 | |
| 22 | | SG2-DFBT/* | 1 | 0 | 1 | |
| 33 | | | 11 | 3 | 14 | |
| 34 | | | 1 | 2 | 3 | |
| Fwd Pads - Bank 1 | 1 | JXP- Z | 0 | 3 | 3 | |
| | 2 | JXP- 1B | 3 | 0 | 3 | |
| | 3 | JXP- 2B | 1 | 1 | 2 | |
| | 4 | JXP- 3B | 1 | 1 | 2 | |
| | 5 | JXP- 4B | 2 | 0 | 2 | |
| | 6 | JXP- 5B | 0 | 2 | 2 | |
| | 7 | JXP- 6B | 3 | 1 | 4 | |
| | 8 | JXP- 7B | 5 | 1 | 6 | |
| | 9 | JXP- 8B | 1 | 0 | 1 | |
| | 10 | JXP- 9B | 1 | 0 | 1 | |
| | 11 | JXP- 10B | 3 | 1 | 4 | |
| | 14 | JXP- 13B | 1 | 0 | 1 | |
| | 15 | JXP- 14B | 1 | 1 | 2 | |
| | 16 | JXP- 15B | 1 | 1 | 2 | |
| | Fwd Pads - Bank 4 | 1 | | 1 | 0 | 1 |
| | Ret Pads - Bank 1 | 1 | JXP- Z | 7 | 3 | 10 |
| 2 | | JXP- 1T | 3 | 1 | 4 | |
| 3 | | JXP- 2B | 6 | 1 | 7 | |
| 4 | | JXP- 3B | 2 | 0 | 2 | |
| 5 | | JXP- 4B | 1 | 1 | 2 | |
| 6 | | JXP- 5B | 1 | 3 | 4 | |
| 8 | | JXP- 7B | 1 | 0 | 1 | |
| 9 | | JXP- 8B | 1 | 1 | 2 | |
| 10 | | JXP- 9B | 1 | 1 | 2 | |
| 11 | | JXP- 10B | 0 | 1 | 1 | |
| Ret Pads - Bank 4 | | 1 | | 1 | 0 | 1 |

| | | | | | |
|------------------|----|----------------|----|----|----|
| Fwd EQs - Bank 1 | 8 | SFE-87- CS3 | 3 | 0 | 3 |
| | 9 | SFE-87- CS2 | 1 | 0 | 1 |
| | 10 | SFE-87- CS1 | 2 | 1 | 3 |
| | 11 | SFE-87- 0 | 1 | 0 | 1 |
| | 12 | SFE-87- 2 | 2 | 0 | 2 |
| | 13 | SFE-87- 4 | 1 | 2 | 3 |
| | 14 | SFE-87- 6 | 2 | 0 | 2 |
| | 15 | SFE-87- 8 | 1 | 0 | 1 |
| | 16 | SFE-87- 10 | 3 | 2 | 5 |
| | 17 | SFE-87- 12 | 3 | 1 | 4 |
| | 18 | SFE-87- 14 | 0 | 3 | 3 |
| | 19 | SFE-87- 16 | 0 | 1 | 1 |
| | 20 | SFE-87- 18 | 2 | 1 | 3 |
| | 21 | SFE-87- 20 | 1 | 1 | 2 |
| | 23 | SFE-87- FLAG | 1 | 0 | 1 |
| Fwd EQs - Bank 4 | 0 | VOID | 1 | 0 | 1 |
| Ret EQs - Bank 1 | 2 | SRE-S- 2 | 5 | 2 | 7 |
| | 3 | SRE-S- 4 | 9 | 3 | 12 |
| | 4 | SRE-S- 6 | 6 | 7 | 13 |
| | 5 | SRE-S- 8 | 3 | 0 | 3 |
| Ret EQs - Bank 4 | 0 | VOID | 1 | 0 | 1 |
| Feeder makers | 1 | | 1 | 0 | 1 |
| Inline EQs | 2 | IN-LINE SPLICE | 3 | 20 | 23 |
| | 5 | | 1 | 0 | 1 |
| | 6 | | 2 | 0 | 2 |
| 2-Port Taps | 2 | FFT2-20K | 1 | 2 | 3 |
| | 3 | FFT2-17K | 1 | 1 | 2 |
| | 4 | FFT2-14K | 2 | 1 | 3 |
| | 5 | FFT2-10K | 8 | 2 | 10 |
| | 6 | FFT2-7K | 1 | 0 | 1 |
| | 7 | FFT2-4TK | 15 | 4 | 19 |
| 4-Port Taps | 1 | FFT4-23K | 7 | 1 | 8 |
| | 2 | FFT4-20K | 4 | 3 | 7 |
| | 3 | FFT4-17K | 11 | 10 | 21 |
| | 4 | FFT4-14K | 11 | 7 | 18 |
| | 5 | FFT4-10K | 12 | 12 | 24 |
| | 6 | FFT4-7TK | 10 | 13 | 23 |
| 8-Port Taps | 2 | FFT8-20K | 0 | 6 | 6 |
| | 3 | FFT8-17K | 1 | 3 | 4 |
| | 4 | FFT8-14K | 3 | 6 | 9 |
| | 5 | FFT8-10TK | 3 | 8 | 11 |
| Couplers | 1 | LPI100-1000 | 3 | 1 | 4 |
| | 2 | LLS102-1000 | 16 | 6 | 22 |
| | 3 | LLS103-1000 | 10 | 2 | 12 |
| | 4 | LDC108-1000 | 7 | 5 | 12 |
| | 5 | LDC112-1000 | 8 | 0 | 8 |
| | 6 | LDC116-1000 | 4 | 0 | 4 |

| | | | | | |
|-------------------|----|--------------------|-------|-------|-------|
| | 11 | MB-JMP | 40 | 5 | 45 |
| | 12 | MB-SP | 2 | 1 | 3 |
| | 13 | MB-DC/8 | 2 | 1 | 3 |
| | 14 | MB-DC/10 | 2 | 0 | 2 |
| | 15 | MB-DC/12 | 1 | 0 | 1 |
| Power Supplies | 1 | XM 9015 | 3 | 1 | 4 |
| Miscellaneous | 1 | HTH Conn. | 55 | 27 | 82 |
| | 2 | Splice | 0 | 2 | 2 |
| | 3 | Term. | 33 | 14 | 47 |
| | 7 | SBH-1022 | 0 | 94 | 94 |
| | 8 | SBH- 1432 | 0 | 12 | 12 |
| | 9 | PS6 | 0 | 1 | 1 |
| General BOM Info. | | Housecount | 255 | 424 | 679 |
| | | Ports | 332 | 388 | 720 |
| | | Non-MDU Housecount | 171 | 274 | 445 |
| | | MDU Housecount | 84 | 150 | 234 |
| | | MDU Tap Ports | 26 | 50 | 76 |
| | | MDU Tap Ports Used | 12 | 13 | 25 |
| | | COM Housecount | 0 | 0 | 0 |
| | | COM Tap Ports | 0 | 0 | 0 |
| | | COM Tap Ports Used | 0 | 0 | 0 |
| | | Drop Sp. Ports | 0 | 0 | 0 |
| | | Non-Design HC | 0 | 0 | 0 |
| | | Trunk Amps | 13 | 5 | 18 |
| | | Line Extenders | 11 | 7 | 18 |
| | | Equalizers | 6 | 20 | 26 |
| | | Taps (2-Port) | 28 | 10 | 38 |
| | | Taps (4-Port) | 55 | 46 | 101 |
| | | Taps (6-Port) | 0 | 0 | 0 |
| | | Taps (8-Port) | 7 | 23 | 30 |
| | | Taps (total) | 90 | 79 | 169 |
| | | 2-Way Couplers | 60 | 19 | 79 |
| | | 3-Way Couplers | 10 | 2 | 12 |
| | | Strand/Trench | 22461 | 13356 | 35817 |
| | | Poles Used | 136 | 0 | 136 |
| Cables | 0 | EX QR715-AR | 22461 | 0 | 22461 |
| | | 100 Series | 8470 | 0 | 8470 |
| | | Total EX QR715-AR | 30931 | 0 | 30931 |
| | 1 | EX QR715-UG | 0 | 13356 | 13356 |
| | | 100 Series | 0 | 4982 | 4982 |
| | | 500 Series | 0 | 2527 | 2527 |
| | | Total EX QR715-UG | 0 | 20865 | 20865 |
| Connectors | 0 | QR 715 P-T | 292 | 0 | 292 |
| | 1 | QR 715 P-T | 0 | 198 | 198 |

Equipment For Network file: SWL-34.

Parameters: TACOMA-870D
 Actives: TACOMA-870D
 Taps: TACOMA-870D
 Couplers: TACOMA-870D
 Cables: TACOMA-870D

| Equipment type | Line # | Part Number | Ae - p1 | UG - p1 | Total - p1 |
|-------------------|----------|----------------|---------|---------|------------|
| Actives | 4 | BLE87S/HTX-LXX | 6 | 2 | 8 |
| | 5 | BLE87S/HAX-LXX | 1 | 0 | 1 |
| | 22 | SG4-87SS-SXX | 1 | 0 | 1 |
| | 33 | MB87S/XGAX-LXX | 7 | 0 | 7 |
| | 34 | MB87S/XGAX-LXX | 2 | 1 | 3 |
| | 35 | MB87S/XGAX-LXX | 1 | 0 | 1 |
| Reserve Gain | 4 | RA-KIT/L | 6 | 2 | 8 |
| | 5 | RA-KIT/L | 1 | 0 | 1 |
| | 22 | SG2-DFBT/* | 1 | 0 | 1 |
| | 33 | | 7 | 0 | 7 |
| | 34 | | 2 | 1 | 3 |
| | 35 | | 1 | 0 | 1 |
| Fwd Pads - Bank 1 | 1 | JXP- Z | 2 | 0 | 2 |
| | 3 | JXP- 2B | 1 | 0 | 1 |
| | 4 | JXP- 3B | 1 | 0 | 1 |
| | 5 | JXP- 4B | 1 | 1 | 2 |
| | 6 | JXP- 5B | 4 | 0 | 4 |
| | 7 | JXP- 6B | 1 | 1 | 2 |
| | 8 | JXP- 7B | 1 | 0 | 1 |
| | 9 | JXP- 8B | 3 | 0 | 3 |
| | 10 | JXP- 9B | 1 | 0 | 1 |
| | 11 | JXP- 10B | 1 | 1 | 2 |
| 15 | JXP- 14B | 1 | 0 | 1 | |
| Fwd Pads - Bank 4 | 1 | | 1 | 0 | 1 |
| Ret Pads - Bank 1 | 1 | JXP- Z | 2 | 0 | 2 |
| | 2 | JXP- 1T | 4 | 0 | 4 |
| | 3 | JXP- 2B | 3 | 0 | 3 |
| | 4 | JXP- 3B | 2 | 1 | 3 |
| | 5 | JXP- 4B | 2 | 1 | 3 |
| | 6 | JXP- 5B | 2 | 0 | 2 |
| | 7 | JXP- 6B | 1 | 1 | 2 |
| | 8 | JXP- 7B | 1 | 0 | 1 |
| Ret Pads - Bank 4 | 1 | | 1 | 0 | 1 |
| Fwd EQs - Bank 1 | 6 | SFE-87- CS5 | 1 | 0 | 1 |
| | 8 | SFE-87- CS3 | 1 | 0 | 1 |
| | 11 | SFE-87- 0 | 1 | 0 | 1 |
| | 13 | SFE-87- 4 | 0 | 1 | 1 |
| | 14 | SFE-87- 6 | 2 | 0 | 2 |

| | | | | | | |
|------------------|----|----------------|----|----|----|----|
| | 15 | SFE-87- | 8 | 2 | 1 | 3 |
| | 16 | SFE-87- | 10 | 1 | 0 | 1 |
| | 17 | SFE-87- | 12 | 4 | 1 | 5 |
| | 18 | SFE-87- | 14 | 2 | 0 | 2 |
| | 19 | SFE-87- | 16 | 2 | 0 | 2 |
| | 20 | SFE-87- | 18 | 1 | 0 | 1 |
| Fwd EQs - Bank 4 | 0 | VOID | | 1 | 0 | 1 |
| Ret EQs - Bank 1 | 2 | SRE-S- | 2 | 2 | 1 | 3 |
| | 3 | SRE-S- | 4 | 6 | 1 | 7 |
| | 4 | SRE-S- | 6 | 8 | 1 | 9 |
| | 5 | SRE-S- | 8 | 1 | 0 | 1 |
| Ret EQs - Bank 4 | 0 | VOID | | 1 | 0 | 1 |
| Feeder makers | 1 | | | 1 | 0 | 1 |
| Inline EQs | 2 | IN-LINE SPLICE | | 1 | 2 | 3 |
| | 5 | | | 2 | 0 | 2 |
| 2-Port Taps | 2 | FFT2-20K | | 1 | 1 | 2 |
| | 3 | FFT2-17K | | 3 | 1 | 4 |
| | 4 | FFT2-14K | | 2 | 0 | 2 |
| | 5 | FFT2-10K | | 5 | 0 | 5 |
| | 6 | FFT2-7K | | 3 | 1 | 4 |
| | 7 | FFT2-4TK | | 11 | 1 | 12 |
| 4-Port Taps | 1 | FFT4-23K | | 1 | 0 | 1 |
| | 2 | FFT4-20K | | 13 | 3 | 16 |
| | 3 | FFT4-17K | | 11 | 3 | 14 |
| | 4 | FFT4-14K | | 10 | 2 | 12 |
| | 5 | FFT4-10K | | 14 | 3 | 17 |
| | 6 | FFT4-7TK | | 12 | 3 | 15 |
| 8-Port Taps | 1 | FFT8-23K | | 0 | 2 | 2 |
| | 2 | FFT8-20K | | 2 | 0 | 2 |
| | 4 | FFT8-14K | | 2 | 2 | 4 |
| | 5 | FFT8-10TK | | 1 | 0 | 1 |
| Couplers | 1 | LPI100-1000 | | 3 | 0 | 3 |
| | 2 | LLS102-1000 | | 14 | 2 | 16 |
| | 3 | LLS103-1000 | | 2 | 0 | 2 |
| | 4 | LDC108-1000 | | 6 | 0 | 6 |
| | 5 | LDC112-1000 | | 7 | 0 | 7 |
| | 6 | LDC116-1000 | | 4 | 0 | 4 |
| | 11 | MB-JMP | | 22 | 1 | 23 |
| | 12 | MB-SP | | 2 | 0 | 2 |
| | 13 | MB-DC/8 | | 2 | 0 | 2 |
| Power Supplies | 1 | XM 9015 | | 2 | 0 | 2 |
| | 2 | XM 9015 CWS | | 1 | 0 | 1 |
| Miscellaneous | 1 | HTH Conn. | | 38 | 4 | 42 |
| | 2 | Splice | | 0 | 1 | 1 |
| | 3 | Term. | | 25 | 3 | 28 |
| | 7 | SBH-1022 | | 0 | 24 | 24 |
| | 8 | SBH- 1432 | | 0 | 3 | 3 |

| | | | | | |
|-------------------|----|--------------------|-------|------|-------|
| General BOM Info. | | Housecount | 321 | 78 | 399 |
| | | Ports | 334 | 96 | 430 |
| | | Non-MDU Housecount | 231 | 64 | 295 |
| | | MDU Housecount | 90 | 14 | 104 |
| | | MDU Tap Ports | 18 | 2 | 20 |
| | | MDU Tap Ports Used | 8 | 1 | 9 |
| | | COM Housecount | 0 | 0 | 0 |
| | | COM Tap Ports | 0 | 0 | 0 |
| | | COM Tap Ports Used | 0 | 0 | 0 |
| | | Drop Sp. Ports | 0 | 0 | 0 |
| | | Non-Design HC | 0 | 0 | 0 |
| | | Trunk Amps | 11 | 1 | 12 |
| | | Line Extenders | 7 | 2 | 9 |
| | | Equalizers | 3 | 2 | 5 |
| | | Taps (2-Port) | 25 | 4 | 29 |
| | | Taps (4-Port) | 61 | 14 | 75 |
| | | Taps (6-Port) | 0 | 0 | 0 |
| | | Taps (8-Port) | 5 | 4 | 9 |
| | | Taps (total) | 91 | 22 | 113 |
| | | 2-Way Couplers | 51 | 3 | 54 |
| | | 3-Way Couplers | 2 | 0 | 2 |
| | | Strand/Trench | 19244 | 4425 | 23669 |
| | | Poles Used | 123 | 0 | 123 |
| Cables | 0 | EX QR715-AR | 19244 | 0 | 19244 |
| | | 100 Series | 7827 | 0 | 7827 |
| | | Total EX QR715-AR | 27071 | 0 | 27071 |
| | 1 | EX QR715-UG | 0 | 4170 | 4170 |
| | | 100 Series | 0 | 294 | 294 |
| | | Total EX QR715-UG | 0 | 4464 | 4464 |
| | 11 | 400 Series | 0 | 255 | 255 |
| | | 500 Series | 0 | 34 | 34 |
| | | Total NW QR715-UG | 0 | 289 | 289 |
| Connectors | 0 | QR 715 P-T | 245 | 0 | 245 |
| | 1 | QR 715 P-T | 0 | 48 | 48 |
| | 11 | QR 715 P-T | 0 | 2 | 2 |

Equipment For Network file: SWL-35.

Parameters: TACOMA-870D
 Actives: TACOMA-870D
 Taps: TACOMA-870D
 Couplers: TACOMA-870D
 Cables: TACOMA-870D

| Equipment type | Line # | Part Number | Ae - p1 | UG - p1 | Total - p1 |
|-------------------|--------|----------------|---------|---------|------------|
| Actives | 4 | BLE87S/HTX-LXX | 13 | 2 | 15 |
| | 5 | BLE87S/HAX-LXX | 3 | 0 | 3 |
| | 22 | SG4-87SS-SXX | 1 | 0 | 1 |
| | 33 | MB87S/XGAX-LXX | 9 | 0 | 9 |
| | 34 | MB87S/XGAX-LXX | 6 | 1 | 7 |
| | 35 | MB87S/XGAX-LXX | 1 | 0 | 1 |
| Reserve Gain | 4 | RA-KIT/L | 13 | 2 | 15 |
| | 5 | RA-KIT/L | 3 | 0 | 3 |
| | 22 | SG2-DFBT/* | 1 | 0 | 1 |
| | 33 | | 9 | 0 | 9 |
| | 34 | | 6 | 1 | 7 |
| Fwd Pads - Bank 1 | 35 | | 1 | 0 | 1 |
| | 1 | JXP- Z | 5 | 0 | 5 |
| | 2 | JXP- 1B | 1 | 1 | 2 |
| | 3 | JXP- 2B | 2 | 1 | 3 |
| | 4 | JXP- 3B | 5 | 0 | 5 |
| | 5 | JXP- 4B | 1 | 0 | 1 |
| | 6 | JXP- 5B | 3 | 0 | 3 |
| | 7 | JXP- 6B | 2 | 0 | 2 |
| | 8 | JXP- 7B | 3 | 0 | 3 |
| | 9 | JXP- 8B | 2 | 0 | 2 |
| Fwd Pads - Bank 4 | 10 | JXP- 9B | 1 | 1 | 2 |
| | 11 | JXP- 10B | 6 | 0 | 6 |
| Ret Pads - Bank 1 | 17 | JXP- FLAG | 1 | 0 | 1 |
| | 1 | | 1 | 0 | 1 |
| | 1 | JXP- Z | 12 | 0 | 12 |
| | 2 | JXP- 1T | 2 | 0 | 2 |
| | 3 | JXP- 2B | 3 | 3 | 6 |
| | 5 | JXP- 4B | 3 | 0 | 3 |
| | 6 | JXP- 5B | 5 | 0 | 5 |
| | 7 | JXP- 6B | 3 | 0 | 3 |
| | 9 | JXP- 8B | 2 | 0 | 2 |
| | 11 | JXP- 10B | 2 | 0 | 2 |
| Ret Pads - Bank 4 | 1 | | 1 | 0 | 1 |
| Fwd EQs - Bank 1 | 6 | SFE-87- CS5 | 1 | 0 | 1 |
| | 8 | SFE-87- CS3 | 1 | 0 | 1 |
| | 9 | SFE-87- CS2 | 1 | 0 | 1 |
| | 10 | SFE-87- CS1 | 2 | 0 | 2 |

| | | | | | | |
|------------------|----|---------|----------------|----|---|----|
| | 11 | SFE-87- | 0 | 3 | 0 | 3 |
| | 12 | SFE-87- | 2 | 2 | 0 | 2 |
| | 13 | SFE-87- | 4 | 1 | 0 | 1 |
| | 14 | SFE-87- | 6 | 3 | 0 | 3 |
| | 15 | SFE-87- | 8 | 3 | 1 | 4 |
| | 16 | SFE-87- | 10 | 1 | 1 | 2 |
| | 17 | SFE-87- | 12 | 0 | 1 | 1 |
| | 18 | SFE-87- | 14 | 6 | 0 | 6 |
| | 19 | SFE-87- | 16 | 1 | 0 | 1 |
| | 20 | SFE-87- | 18 | 2 | 0 | 2 |
| | 21 | SFE-87- | 20 | 2 | 0 | 2 |
| | 23 | SFE-87- | FLAG | 3 | 0 | 3 |
| Fwd EQs - Bank 4 | 0 | | VOID | 1 | 0 | 1 |
| Ret EQs - Bank 1 | 1 | SRE-S- | 0 | 1 | 0 | 1 |
| | 2 | SRE-S- | 2 | 7 | 0 | 7 |
| | 3 | SRE-S- | 4 | 8 | 1 | 9 |
| | 4 | SRE-S- | 6 | 11 | 2 | 13 |
| | 5 | SRE-S- | 8 | 4 | 0 | 4 |
| | 6 | SRE-S- | 10 | 1 | 0 | 1 |
| Ret EQs - Bank 4 | 0 | | VOID | 1 | 0 | 1 |
| Feeder makers | 1 | | | 1 | 0 | 1 |
| Inline EQs | 2 | | IN-LINE SPLICE | 3 | 1 | 4 |
| | 5 | | | 2 | 0 | 2 |
| 2-Port Taps | 3 | FFT2- | 17K | 1 | 0 | 1 |
| | 4 | FFT2- | 14K | 1 | 0 | 1 |
| | 5 | FFT2- | 10K | 6 | 0 | 6 |
| | 6 | FFT2- | 7K | 1 | 1 | 2 |
| | 7 | FFT2- | 4TK | 12 | 2 | 14 |
| 4-Port Taps | 1 | FFT4- | 23K | 9 | 1 | 10 |
| | 2 | FFT4- | 20K | 30 | 3 | 33 |
| | 3 | FFT4- | 17K | 26 | 1 | 27 |
| | 4 | FFT4- | 14K | 34 | 3 | 37 |
| | 5 | FFT4- | 10K | 35 | 3 | 38 |
| | 6 | FFT4- | 7TK | 23 | 2 | 25 |
| 8-Port Taps | 1 | FFT8- | 23K | 1 | 0 | 1 |
| | 2 | FFT8- | 20K | 3 | 2 | 5 |
| | 3 | FFT8- | 17K | 4 | 0 | 4 |
| | 4 | FFT8- | 14K | 12 | 4 | 16 |
| | 5 | FFT8- | 10TK | 8 | 2 | 10 |
| Couplers | 1 | LPI100- | 1000 | 4 | 0 | 4 |
| | 2 | LLS102- | 1000 | 25 | 2 | 27 |
| | 3 | LLS103- | 1000 | 6 | 0 | 6 |
| | 4 | LDC108- | 1000 | 9 | 0 | 9 |
| | 5 | LDC112- | 1000 | 10 | 0 | 10 |
| | 6 | LDC116- | 1000 | 4 | 0 | 4 |
| | 11 | MB-JMP | | 20 | 1 | 21 |
| | 12 | MB-SP | | 1 | 0 | 1 |

| | | | | | |
|-------------------|----|--------------------|-------|------|-------|
| | 13 | MB-DC/8 | 6 | 0 | 6 |
| | 14 | MB-DC/10 | 1 | 0 | 1 |
| | 15 | MB-DC/12 | 2 | 0 | 2 |
| Power Supplies | 1 | XM 9015 | 4 | 0 | 4 |
| Miscellaneous | 1 | HTH Conn. | 64 | 6 | 70 |
| | 2 | Splice | 1 | 0 | 1 |
| | 3 | Term. | 41 | 3 | 44 |
| | 7 | SBH-1022 | 0 | 23 | 23 |
| | 8 | SBH- 1432 | 0 | 3 | 3 |
| General BOM Info. | | Housecount | 592 | 95 | 687 |
| | | Ports | 894 | 122 | 1016 |
| | | Non-MDU Housecount | 584 | 95 | 679 |
| | | MDU Housecount | 8 | 0 | 8 |
| | | MDU Tap Ports | 2 | 0 | 2 |
| | | MDU Tap Ports Used | 1 | 0 | 1 |
| | | COM Housecount | 0 | 0 | 0 |
| | | COM Tap Ports | 0 | 0 | 0 |
| | | COM Tap Ports Used | 0 | 0 | 0 |
| | | Drop Sp. Ports | 0 | 0 | 0 |
| | | Non-Design HC | 0 | 0 | 0 |
| | | Trunk Amps | 17 | 1 | 18 |
| | | Line Extenders | 16 | 2 | 18 |
| | | Equalizers | 5 | 1 | 6 |
| | | Taps (2-Port) | 21 | 3 | 24 |
| | | Taps (4-Port) | 157 | 13 | 170 |
| | | Taps (6-Port) | 0 | 0 | 0 |
| | | Taps (8-Port) | 28 | 8 | 36 |
| | | Taps (total) | 206 | 24 | 230 |
| | | 2-Way Couplers | 81 | 3 | 84 |
| | | 3-Way Couplers | 6 | 0 | 6 |
| | | Strand/Trench | 38639 | 4147 | 42786 |
| | | Poles Used | 264 | 0 | 264 |
| Cables | 0 | EX QR715-AR | 38639 | 0 | 38639 |
| | | 100 Series | 14913 | 0 | 14913 |
| | | Total EX QR715-AR | 53552 | 0 | 53552 |
| | 1 | EX QR715-UG | 0 | 4147 | 4147 |
| | | 100 Series | 0 | 1362 | 1362 |
| | | Total EX QR715-UG | 0 | 5509 | 5509 |
| Connectors | 0 | QR 715 P-T | 491 | 0 | 491 |
| | 1 | QR 715 P-T | 0 | 50 | 50 |

Equipment For Network file: SWL-36.

Parameters: TACOMA-870D
 Actives: TACOMA-870D
 Taps: TACOMA-870D
 Couplers: TACOMA-870D
 Cables: TACOMA-870D

| Equipment type | Line # | Part Number | Ae - p1 | UG - p1 | Total - p1 |
|-------------------|---------|----------------|---------|---------|------------|
| Actives | 4 | BLE87S/HTX-LXX | 7 | 3 | 10 |
| | 5 | BLE87S/HAX-LXX | 1 | 0 | 1 |
| | 7 | BLE100-HSXH-F | 1 | 0 | 1 |
| | 8 | BLE100-HSXH-F | 1 | 0 | 1 |
| | 22 | SG4-87SS-SXX | 1 | 0 | 1 |
| | 33 | MB87S/XGAX-LXX | 6 | 0 | 6 |
| | 34 | MB87S/XGAX-LXX | 3 | 1 | 4 |
| | 35 | MB87S/XGAX-LXX | 1 | 0 | 1 |
| Reserve Gain | 4 | RA-KIT/L | 7 | 3 | 10 |
| | 5 | RA-KIT/L | 1 | 0 | 1 |
| | 7 | | 1 | 0 | 1 |
| | 8 | | 1 | 0 | 1 |
| | 22 | SG2-DFBT/* | 1 | 0 | 1 |
| | 33 | | 6 | 0 | 6 |
| | 34 | | 3 | 1 | 4 |
| Fwd Pads - Bank 1 | 35 | | 1 | 0 | 1 |
| | 3 | JXP- 2B | 0 | 2 | 2 |
| | 4 | JXP- 3B | 1 | 0 | 1 |
| | 5 | JXP- 4B | 1 | 0 | 1 |
| | 6 | JXP- 5B | 1 | 0 | 1 |
| | 10 | JXP- 9B | 3 | 0 | 3 |
| | 11 | JXP- 10B | 2 | 0 | 2 |
| | 12 | JXP- 11B | 2 | 0 | 2 |
| | 13 | JXP- 12B | 2 | 1 | 3 |
| | 14 | JXP- 13B | 3 | 1 | 4 |
| Fwd Pads - Bank 4 | 15 | JXP- 14B | 1 | 0 | 1 |
| | 16 | JXP- 15B | 4 | 0 | 4 |
| Ret Pads - Bank 1 | 1 | | 6 | 2 | 8 |
| | 1 | JXP- Z | 1 | 1 | 2 |
| | 2 | JXP- 1T | 3 | 0 | 3 |
| | 3 | JXP- 2B | 2 | 0 | 2 |
| | 4 | JXP- 3B | 2 | 2 | 4 |
| | 5 | JXP- 4B | 1 | 1 | 2 |
| | 6 | JXP- 5B | 2 | 0 | 2 |
| | 7 | JXP- 6B | 1 | 0 | 1 |
| | 8 | JXP- 7B | 5 | 0 | 5 |
| | 9 | JXP- 8B | 1 | 0 | 1 |
| 10 | JXP- 9B | 2 | 0 | 2 | |

| | | | | | | |
|-------------------|----|---------|----------------|----|---|----|
| Ret Pads - Bank 4 | 1 | | | 6 | 2 | 8 |
| Fwd EQs - Bank 1 | 8 | SFE-87- | CS3 | 1 | 0 | 1 |
| | 9 | SFE-87- | CS2 | 3 | 0 | 3 |
| | 10 | SFE-87- | CS1 | 1 | 1 | 2 |
| | 11 | SFE-87- | 0 | 2 | 1 | 3 |
| | 12 | SFE-87- | 2 | 1 | 0 | 1 |
| | 13 | SFE-87- | 4 | 4 | 0 | 4 |
| | 14 | SFE-87- | 6 | 3 | 0 | 3 |
| | 15 | SFE-87- | 8 | 1 | 0 | 1 |
| | 16 | SFE-87- | 10 | 1 | 0 | 1 |
| | 17 | SFE-87- | 12 | 2 | 2 | 4 |
| | 23 | SFE-87- | FLAG | 1 | 0 | 1 |
| Fwd EQs - Bank 4 | 0 | | VOID | 1 | 0 | 1 |
| Ret EQs - Bank 1 | 1 | SRE-S- | 0 | 3 | 0 | 3 |
| | 2 | SRE-S- | 2 | 3 | 1 | 4 |
| | 3 | SRE-S- | 4 | 8 | 3 | 11 |
| | 4 | SRE-S- | 6 | 5 | 0 | 5 |
| | 5 | SRE-S- | 8 | 1 | 0 | 1 |
| Ret EQs - Bank 4 | 0 | | VOID | 1 | 0 | 1 |
| Feeder makers | 1 | | | 1 | 0 | 1 |
| Inline EQs | 2 | | IN-LINE SPLICE | 2 | 2 | 4 |
| | 3 | | | 0 | 3 | 3 |
| | 4 | | | 1 | 0 | 1 |
| 2-Port Taps | 2 | FFT2- | 20K | 1 | 0 | 1 |
| | 3 | FFT2- | 17K | 3 | 0 | 3 |
| | 4 | FFT2- | 14K | 4 | 1 | 5 |
| | 5 | FFT2- | 10K | 4 | 0 | 4 |
| | 6 | FFT2- | 7K | 1 | 0 | 1 |
| | 7 | FFT2- | 4TK | 6 | 0 | 6 |
| 4-Port Taps | 1 | FFT4- | 23K | 6 | 1 | 7 |
| | 2 | FFT4- | 20K | 7 | 1 | 8 |
| | 3 | FFT4- | 17K | 13 | 6 | 19 |
| | 4 | FFT4- | 14K | 12 | 1 | 13 |
| | 5 | FFT4- | 10K | 16 | 3 | 19 |
| | 6 | FFT4- | 7TK | 20 | 6 | 26 |
| 8-Port Taps | 1 | FFT8- | 23K | 1 | 0 | 1 |
| | 2 | FFT8- | 20K | 0 | 2 | 2 |
| | 3 | FFT8- | 17K | 0 | 3 | 3 |
| | 4 | FFT8- | 14K | 5 | 4 | 9 |
| | 5 | FFT8- | 10TK | 3 | 5 | 8 |
| Couplers | 1 | LPI100- | 1000 | 3 | 0 | 3 |
| | 2 | LLS102- | 1000 | 14 | 1 | 15 |
| | 3 | LLS103- | 1000 | 4 | 2 | 6 |
| | 4 | LDC108- | 1000 | 8 | 0 | 8 |
| | 5 | LDC112- | 1000 | 4 | 0 | 4 |
| | 6 | LDC116- | 1000 | 3 | 0 | 3 |
| | 11 | MB-JMP | | 25 | 1 | 26 |

| | | | | | |
|-------------------|----|--------------------|-------|------|-------|
| | 12 | MB-SP | 2 | 0 | 2 |
| | 13 | MB-DC/8 | 5 | 0 | 5 |
| Power Supplies | 1 | XM 9015 | 3 | 0 | 3 |
| Miscellaneous | 1 | HTH Conn. | 47 | 5 | 52 |
| | 3 | Term. | 20 | 2 | 22 |
| | 7 | SBH-1022 | 0 | 37 | 37 |
| | 8 | SBH- 1432 | 0 | 4 | 4 |
| General BOM Info. | | Housecount | 407 | 145 | 552 |
| | | Ports | 406 | 186 | 592 |
| | | Non-MDU Housecount | 262 | 145 | 407 |
| | | MDU Housecount | 145 | 0 | 145 |
| | | MDU Tap Ports | 32 | 0 | 32 |
| | | MDU Tap Ports Used | 11 | 0 | 11 |
| | | COM Housecount | 0 | 0 | 0 |
| | | COM Tap Ports | 0 | 0 | 0 |
| | | COM Tap Ports Used | 0 | 0 | 0 |
| | | Drop Sp. Ports | 0 | 0 | 0 |
| | | Non-Design HC | 0 | 0 | 0 |
| | | Trunk Amps | 11 | 1 | 12 |
| | | Line Extenders | 10 | 3 | 13 |
| | | Equalizers | 3 | 5 | 8 |
| | | Taps (2-Port) | 19 | 1 | 20 |
| | | Taps (4-Port) | 74 | 18 | 92 |
| | | Taps (6-Port) | 0 | 0 | 0 |
| | | Taps (8-Port) | 9 | 14 | 23 |
| | | Taps (total) | 102 | 33 | 135 |
| | | 2-Way Couplers | 53 | 2 | 55 |
| | | 3-Way Couplers | 4 | 2 | 6 |
| | | Strand/Trench | 18436 | 7546 | 25982 |
| | | Poles Used | 137 | 0 | 137 |
| Cables | 0 | EX QR715-AR | 18436 | 0 | 18436 |
| | | 100 Series | 8229 | 0 | 8229 |
| | | Total EX QR715-AR | 26665 | 0 | 26665 |
| | 1 | EX QR715-UG | 0 | 7546 | 7546 |
| | | 100 Series | 0 | 1085 | 1085 |
| | | Total EX QR715-UG | 0 | 8631 | 8631 |
| Connectors | 0 | QR 715 P-T | 257 | 0 | 257 |
| | 1 | QR 715 P-T | 0 | 80 | 80 |

Equipment For Network file: SWL-37.

Parameters: TACOMA-870D
 Actives: TACOMA-870D
 Taps: TACOMA-870D
 Couplers: TACOMA-870D
 Cables: TACOMA-870D

| Equipment type | Line # | Part Number | Ae - p1 | UG - p1 | Total - p1 | |
|-------------------|-------------------|----------------|---------|---------|------------|----|
| Actives | 4 | BLE87S/HTX-LXX | 15 | 1 | 16 | |
| | 5 | BLE87S/HAX-LXX | 1 | 0 | 1 | |
| | 22 | SG4-87SS-SXX | 1 | 0 | 1 | |
| | 33 | MB87S/XGAX-LXX | 11 | 0 | 11 | |
| | 34 | MB87S/XGAX-LXX | 8 | 0 | 8 | |
| Reserve Gain | 4 | RA-KIT/L | 15 | 1 | 16 | |
| | 5 | RA-KIT/L | 1 | 0 | 1 | |
| | 22 | SG2-DFBT/* | 1 | 0 | 1 | |
| | 33 | | 11 | 0 | 11 | |
| | 34 | | 8 | 0 | 8 | |
| Fwd Pads - Bank 1 | 1 | JXP- Z | 4 | 0 | 4 | |
| | 2 | JXP- 1B | 1 | 0 | 1 | |
| | 3 | JXP- 2B | 2 | 0 | 2 | |
| | 4 | JXP- 3B | 6 | 0 | 6 | |
| | 5 | JXP- 4B | 2 | 0 | 2 | |
| | 7 | JXP- 6B | 2 | 0 | 2 | |
| | 8 | JXP- 7B | 2 | 0 | 2 | |
| | 9 | JXP- 8B | 3 | 0 | 3 | |
| | 10 | JXP- 9B | 4 | 1 | 5 | |
| | 11 | JXP- 10B | 2 | 0 | 2 | |
| | 13 | JXP- 12B | 1 | 0 | 1 | |
| | 14 | JXP- 13B | 2 | 0 | 2 | |
| | 15 | JXP- 14B | 2 | 0 | 2 | |
| | 16 | JXP- 15B | 2 | 0 | 2 | |
| | Fwd Pads - Bank 4 | 1 | | 15 | 2 | 17 |
| | Ret Pads - Bank 1 | 1 | JXP- Z | 5 | 0 | 5 |
| 2 | | JXP- 1T | 4 | 1 | 5 | |
| 3 | | JXP- 2B | 7 | 0 | 7 | |
| 4 | | JXP- 3B | 3 | 0 | 3 | |
| 5 | | JXP- 4B | 3 | 0 | 3 | |
| 6 | | JXP- 5B | 3 | 0 | 3 | |
| 7 | | JXP- 6B | 2 | 0 | 2 | |
| 8 | | JXP- 7B | 4 | 0 | 4 | |
| 9 | | JXP- 8B | 1 | 0 | 1 | |
| 10 | | JXP- 9B | 1 | 0 | 1 | |
| 11 | | JXP- 10B | 2 | 0 | 2 | |
| Ret Pads - Bank 4 | 1 | | 15 | 2 | 17 | |
| Fwd EQs - Bank 1 | 5 | SFE-87- CS6 | 1 | 0 | 1 | |

| | | | | | | |
|------------------|----|---------|------|----|---|----|
| | 9 | SFE-87- | CS2 | 0 | 1 | 1 |
| | 10 | SFE-87- | CS1 | 3 | 0 | 3 |
| | 11 | SFE-87- | 0 | 4 | 0 | 4 |
| | 12 | SFE-87- | 2 | 1 | 0 | 1 |
| | 13 | SFE-87- | 4 | 3 | 0 | 3 |
| | 14 | SFE-87- | 6 | 1 | 0 | 1 |
| | 15 | SFE-87- | 8 | 4 | 0 | 4 |
| | 16 | SFE-87- | 10 | 4 | 0 | 4 |
| | 17 | SFE-87- | 12 | 5 | 0 | 5 |
| | 18 | SFE-87- | 14 | 1 | 0 | 1 |
| | 19 | SFE-87- | 16 | 2 | 0 | 2 |
| | 20 | SFE-87- | 18 | 2 | 0 | 2 |
| | 22 | SFE-87- | 22 | 2 | 0 | 2 |
| | 23 | SFE-87- | FLAG | 2 | 0 | 2 |
| Fwd EQs - Bank 4 | 0 | | VOID | 1 | 0 | 1 |
| Ret EQs - Bank 1 | 2 | SRE-S- | 2 | 7 | 1 | 8 |
| | 3 | SRE-S- | 4 | 14 | 0 | 14 |
| | 4 | SRE-S- | 6 | 9 | 0 | 9 |
| | 5 | SRE-S- | 8 | 5 | 0 | 5 |
| Ret EQs - Bank 4 | 0 | | VOID | 1 | 0 | 1 |
| Feeder-makers | 1 | | | 1 | 0 | 1 |
| Inline EQs | 5 | | | 6 | 2 | 8 |
| | 7 | | | 0 | 1 | 1 |
| 2-Port Taps | 2 | FFT2- | 20K | 1 | 0 | 1 |
| | 3 | FFT2- | 17K | 3 | 0 | 3 |
| | 4 | FFT2- | 14K | 5 | 0 | 5 |
| | 5 | FFT2- | 10K | 9 | 1 | 10 |
| | 6 | FFT2- | 7K | 1 | 0 | 1 |
| | 7 | FFT2- | 4TK | 12 | 3 | 15 |
| 4-Port Taps | 1 | FFT4- | 23K | 13 | 0 | 13 |
| | 2 | FFT4- | 20K | 27 | 1 | 28 |
| | 3 | FFT4- | 17K | 33 | 0 | 33 |
| | 4 | FFT4- | 14K | 36 | 3 | 39 |
| | 5 | FFT4- | 10K | 49 | 6 | 55 |
| | 6 | FFT4- | 7TK | 46 | 7 | 53 |
| 8-Port Taps | 1 | FFT8- | 23K | 2 | 0 | 2 |
| | 2 | FFT8- | 20K | 1 | 0 | 1 |
| | 3 | FFT8- | 17K | 2 | 0 | 2 |
| | 4 | FFT8- | 14K | 8 | 0 | 8 |
| | 5 | FFT8- | 10TK | 5 | 1 | 6 |
| Couplers | 1 | LPI100- | 1000 | 4 | 0 | 4 |
| | 2 | LLS102- | 1000 | 35 | 0 | 35 |
| | 3 | LLS103- | 1000 | 5 | 0 | 5 |
| | 4 | LDC108- | 1000 | 13 | 2 | 15 |
| | 5 | LDC112- | 1000 | 14 | 1 | 15 |
| | 6 | LDC116- | 1000 | 4 | 0 | 4 |
| | 11 | MB-JMP | | 26 | 0 | 26 |

| | | | | | |
|-------------------|----|--------------------|-------|------|-------|
| | 12 | MB-SP | 7 | 0 | 7 |
| | 13 | MB-DC/8 | 2 | 0 | 2 |
| | 14 | MB-DC/10 | 2 | 0 | 2 |
| Power Supplies | 1 | XM 9015 | 4 | 0 | 4 |
| Miscellaneous | 1 | HTH Conn. | 87 | 4 | 91 |
| | 2 | Splice | 1 | 3 | 4 |
| | 3 | Term. | 34 | 5 | 39 |
| | 7 | SBH-1022 | 0 | 24 | 24 |
| | 8 | SBH- 1432 | 0 | 2 | 2 |
| General BOM Info. | | Housecount | 672 | 52 | 724 |
| | | Ports | 1022 | 84 | 1106 |
| | | Non-MDU Housecount | 642 | 40 | 682 |
| | | MDU Housecount | 30 | 12 | 42 |
| | | MDU Tap Ports | 6 | 2 | 8 |
| | | MDU Tap Ports Used | 3 | 1 | 4 |
| | | COM Housecount | 0 | 0 | 0 |
| | | COM Tap Ports | 0 | 0 | 0 |
| | | COM Tap Ports Used | 0 | 0 | 0 |
| | | Drop Sp. Ports | 0 | 0 | 0 |
| | | Non-Design HC | 0 | 0 | 0 |
| | | Trunk Amps | 20 | 0 | 20 |
| | | Line Extenders | 16 | 1 | 17 |
| | | Equalizers | 6 | 3 | 9 |
| | | Taps (2-Port) | 31 | 4 | 35 |
| | | Taps (4-Port) | 204 | 17 | 221 |
| | | Taps (6-Port) | 0 | 0 | 0 |
| | | Taps (8-Port) | 18 | 1 | 19 |
| | | Taps (total) | 253 | 22 | 275 |
| | | 2-Way Couplers | 103 | 3 | 106 |
| | | 3-Way Couplers | 5 | 0 | 5 |
| | | Strand/Trench | 44122 | 3852 | 47974 |
| | | Poles Used | 321 | 0 | 321 |
| Cables | 0 | EX QR715-AR | 44122 | 0 | 44122 |
| | | 100 Series | 14959 | 0 | 14959 |
| | | Total EX QR715-AR | 59081 | 0 | 59081 |
| | 1 | EX QR715-UG | 0 | 2062 | 2062 |
| | | 100 Series | 0 | 531 | 531 |
| | | 400 Series | 0 | 1790 | 1790 |
| | | 500 Series | 0 | 397 | 397 |
| | | Total EX QR715-UG | 0 | 4780 | 4780 |
| | 11 | 500 Series | 0 | 30 | 30 |
| | | Total NW QR715-UG | 0 | 30 | 30 |
| Connectors | 0 | QR 715 P-T | 589 | 0 | 589 |
| | 1 | QR 715 P-T | 0 | 52 | 52 |
| | 11 | QR 715 P-T | 0 | 4 | 4 |

Equipment For Network file: SWL-38.

Parameters: TACOMA-870D
 Actives: TACOMA-870D
 Taps: TACOMA-870D
 Couplers: TACOMA-870D
 Cables: TACOMA-870D

| Equipment type | Line # | Part Number | Ae - p1 | UG - p1 | Total - p1 | |
|-------------------|-------------------|----------------|---------|---------|------------|---|
| Actives | 4 | BLE87S/HTX-LXX | 14 | 0 | 14 | |
| | 22 | SG4-87SS-SXX | 1 | 0 | 1 | |
| | 33 | MB87S/XGAX-LXX | 8 | 0 | 8 | |
| | 34 | MB87S/XGAX-LXX | 4 | 0 | 4 | |
| | 35 | MB87S/XGAX-LXX | 4 | 0 | 4 | |
| Reserve Gain | 4 | RA-KIT/L | 14 | 0 | 14 | |
| | 22 | SG2-DFBT/* | 1 | 0 | 1 | |
| | 33 | | 8 | 0 | 8 | |
| | 34 | | 4 | 0 | 4 | |
| | 35 | | 4 | 0 | 4 | |
| Fwd Pads - Bank 1 | 1 | JXP- Z | 2 | 0 | 2 | |
| | 2 | JXP- 1B | 2 | 0 | 2 | |
| | 3 | JXP- 2B | 1 | 0 | 1 | |
| | 4 | JXP- 3B | 7 | 0 | 7 | |
| | 6 | JXP- 5B | 2 | 0 | 2 | |
| | 7 | JXP- 6B | 3 | 0 | 3 | |
| | 8 | JXP- 7B | 4 | 0 | 4 | |
| | 9 | JXP- 8B | 2 | 0 | 2 | |
| | 10 | JXP- 9B | 2 | 0 | 2 | |
| | 12 | JXP- 11B | 3 | 0 | 3 | |
| | 13 | JXP- 12B | 1 | 0 | 1 | |
| | 14 | JXP- 13B | 1 | 0 | 1 | |
| | Fwd Pads - Bank 4 | 1 | | 4 | 2 | 6 |
| | Ret Pads - Bank 1 | 1 | JXP- Z | 8 | 0 | 8 |
| 2 | | JXP- 1T | 3 | 0 | 3 | |
| 3 | | JXP- 2B | 3 | 0 | 3 | |
| 4 | | JXP- 3B | 3 | 0 | 3 | |
| 5 | | JXP- 4B | 4 | 0 | 4 | |
| 6 | | JXP- 5B | 1 | 0 | 1 | |
| 7 | | JXP- 6B | 4 | 0 | 4 | |
| 8 | | JXP- 7B | 2 | 0 | 2 | |
| 9 | | JXP- 8B | 1 | 0 | 1 | |
| 10 | | JXP- 9B | 1 | 0 | 1 | |
| Ret Pads - Bank 4 | 1 | | 4 | 2 | 6 | |
| Fwd EQs - Bank 1 | 7 | SFE-87- CS4 | 1 | 0 | 1 | |
| | 9 | SFE-87- CS2 | 1 | 0 | 1 | |
| | 10 | SFE-87- CS1 | 2 | 0 | 2 | |
| | 11 | SFE-87- 0 | 2 | 0 | 2 | |

| | | | | | | |
|------------------|----|---------|----------------|----|---|----|
| | 12 | SFE-87- | 2 | 1 | 0 | 1 |
| | 13 | SFE-87- | 4 | 4 | 0 | 4 |
| | 14 | SFE-87- | 6 | 1 | 0 | 1 |
| | 15 | SFE-87- | 8 | 3 | 0 | 3 |
| | 16 | SFE-87- | 10 | 2 | 0 | 2 |
| | 17 | SFE-87- | 12 | 2 | 0 | 2 |
| | 18 | SFE-87- | 14 | 2 | 0 | 2 |
| | 19 | SFE-87- | 16 | 4 | 0 | 4 |
| | 20 | SFE-87- | 18 | 1 | 0 | 1 |
| | 21 | SFE-87- | 20 | 2 | 0 | 2 |
| | 23 | SFE-87- | FLAG | 2 | 0 | 2 |
| Fwd EQs - Bank 4 | 0 | | VOID | 1 | 0 | 1 |
| Ret EQs - Bank 1 | 1 | SRE-S- | 0 | 1 | 0 | 1 |
| | 2 | SRE-S- | 2 | 5 | 0 | 5 |
| | 3 | SRE-S- | 4 | 7 | 0 | 7 |
| | 4 | SRE-S- | 6 | 11 | 0 | 11 |
| | 5 | SRE-S- | 8 | 6 | 0 | 6 |
| Ret EQs - Bank 4 | 0 | | VOID | 1 | 0 | 1 |
| FeederMakers | 1 | | | 1 | 0 | 1 |
| Inline EQs | 2 | | IN-LINE SPLICE | 10 | 8 | 18 |
| | 5 | | | 2 | 1 | 3 |
| 2-Port Taps | 2 | FFT2- | 20K | 1 | 0 | 1 |
| | 3 | FFT2- | 17K | 2 | 0 | 2 |
| | 4 | FFT2- | 14K | 4 | 0 | 4 |
| | 5 | FFT2- | 10K | 6 | 0 | 6 |
| | 6 | FFT2- | 7K | 1 | 0 | 1 |
| | 7 | FFT2- | 4TK | 13 | 3 | 16 |
| 4-Port Taps | 1 | FFT4- | 23K | 11 | 0 | 11 |
| | 2 | FFT4- | 20K | 19 | 0 | 19 |
| | 3 | FFT4- | 17K | 29 | 1 | 30 |
| | 4 | FFT4- | 14K | 35 | 0 | 35 |
| | 5 | FFT4- | 10K | 28 | 1 | 29 |
| | 6 | FFT4- | 7TK | 27 | 1 | 28 |
| 8-Port Taps | 1 | FFT8- | 23K | 2 | 0 | 2 |
| | 2 | FFT8- | 20K | 2 | 0 | 2 |
| | 3 | FFT8- | 17K | 1 | 0 | 1 |
| | 4 | FFT8- | 14K | 3 | 0 | 3 |
| | 5 | FFT8- | 10TK | 6 | 0 | 6 |
| Couplers | 1 | LPI100- | 1000 | 3 | 0 | 3 |
| | 2 | LLS102- | 1000 | 20 | 0 | 20 |
| | 3 | LLS103- | 1000 | 6 | 0 | 6 |
| | 4 | LDC108- | 1000 | 10 | 0 | 10 |
| | 5 | LDC112- | 1000 | 9 | 0 | 9 |
| | 6 | LDC116- | 1000 | 4 | 0 | 4 |
| | 11 | MB-JMP | | 24 | 0 | 24 |
| | 12 | MB-SP | | 5 | 0 | 5 |
| | 13 | MB-DC/8 | | 1 | 0 | 1 |

| | | | | | |
|-------------------|----|--------------------|-------|------|-------|
| | 14 | MB-DC/10 | 1 | 0 | 1 |
| Power Supplies | 1 | XM 9015 | 4 | 0 | 4 |
| Miscellaneous | 1 | HTH Conn. | 64 | 0 | 64 |
| | 2 | Splice | 1 | 1 | 2 |
| | 3 | Term. | 29 | 2 | 31 |
| | 7 | SBH-1022 | 0 | 15 | 15 |
| General BOM Info. | | Housecount | 493 | 7 | 500 |
| | | Ports | 762 | 18 | 780 |
| | | Non-MDU Housecount | 450 | 7 | 457 |
| | | MDU Housecount | 43 | 0 | 43 |
| | | MDU Tap Ports | 10 | 0 | 10 |
| | | MDU Tap Ports Used | 4 | 0 | 4 |
| | | COM Housecount | 0 | 0 | 0 |
| | | COM Tap Ports | 0 | 0 | 0 |
| | | COM Tap Ports Used | 0 | 0 | 0 |
| | | Drop Sp. Ports | 0 | 0 | 0 |
| | | Non-Design HC | 0 | 0 | 0 |
| | | Trunk Amps | 17 | 0 | 17 |
| | | Line Extenders | 14 | 0 | 14 |
| | | Equalizers | 12 | 9 | 21 |
| | | Taps (2-Port) | 27 | 3 | 30 |
| | | Taps (4-Port) | 149 | 3 | 152 |
| | | Taps (6-Port) | 0 | 0 | 0 |
| | | Taps (8-Port) | 14 | 0 | 14 |
| | | Taps (total) | 190 | 6 | 196 |
| | | 2-Way Couplers | 73 | 0 | 73 |
| | | 3-Way Couplers | 6 | 0 | 6 |
| | | Strand/Trench | 36861 | 2451 | 39312 |
| | | Poles Used | 259 | 0 | 259 |
| Cables | 0 | EX QR715-AR | 36861 | 0 | 36861 |
| | | 100 Series | 12563 | 0 | 12563 |
| | | Total EX QR715-AR | 49424 | 0 | 49424 |
| | 10 | 500 Series | 125 | 0 | 125 |
| | | Total NW QR715-AR | 125 | 0 | 125 |
| | 1 | EX QR715-UG | 0 | 2451 | 2451 |
| | | 100 Series | 0 | 968 | 968 |
| | | 500 Series | 0 | 28 | 28 |
| | | Total EX QR715-UG | 0 | 3447 | 3447 |
| Connectors | 0 | QR 715 P-T | 459 | 0 | 459 |
| | 10 | QR 715 P-T | 2 | 0 | 2 |
| | 1 | QR 715 P-T | 0 | 32 | 32 |

Equipment For Network file: SWL-39.

Parameters: TACOMA-870D
 Actives: TACOMA-870D
 Taps: TACOMA-870D
 Couplers: TACOMA-870D
 Cables: TACOMA-870D

| Equipment type | Line # | Part Number | Ae - p1 | UG - p1 | Total - p1 |
|-------------------|--------|----------------|---------|---------|------------|
| Actives | 22 | SG4-87SS-SXX | 1 | 0 | 1 |
| | 33 | MB87S/XGAX-LXX | 3 | 2 | 5 |
| | 34 | MB87S/XGAX-LXX | 1 | 0 | 1 |
| | 35 | MB87S/XGAX-LXX | 0 | 1 | 1 |
| Reserve Gain | 22 | SG2-DFBT/* | 1 | 0 | 1 |
| | 33 | | 3 | 2 | 5 |
| | 34 | | 1 | 0 | 1 |
| | 35 | | 0 | 1 | 1 |
| Fwd Pads - Bank 1 | 1 | JXP- Z | 1 | 1 | 2 |
| | 2 | JXP- 1B | 0 | 1 | 1 |
| | 7 | JXP- 6B | 1 | 0 | 1 |
| | 8 | JXP- 7B | 0 | 1 | 1 |
| | 9 | JXP- 8B | 1 | 0 | 1 |
| | 15 | JXP- 14B | 1 | 0 | 1 |
| Fwd Pads - Bank 4 | 1 | | 1 | 0 | 1 |
| Ret Pads - Bank 1 | 2 | JXP- 1T | 2 | 1 | 3 |
| | 6 | JXP- 5B | 0 | 1 | 1 |
| | 7 | JXP- 6B | 2 | 1 | 3 |
| Ret Pads - Bank 4 | 1 | | 1 | 0 | 1 |
| Fwd EQs - Bank 1 | 9 | SFE-87- CS2 | 1 | 0 | 1 |
| | 16 | SFE-87- 10 | 1 | 0 | 1 |
| | 18 | SFE-87- 14 | 1 | 0 | 1 |
| | 19 | SFE-87- 16 | 0 | 1 | 1 |
| | 20 | SFE-87- 18 | 0 | 1 | 1 |
| | 23 | SFE-87- FLAG | 1 | 1 | 2 |
| Fwd EQs - Bank 4 | 0 | VOID | 1 | 0 | 1 |
| Ret EQs - Bank 1 | 3 | SRE-S- 4 | 1 | 0 | 1 |
| | 4 | SRE-S- 6 | 2 | 0 | 2 |
| | 5 | SRE-S- 8 | 0 | 3 | 3 |
| | 6 | SRE-S- 10 | 1 | 0 | 1 |
| Ret EQs - Bank 4 | 0 | VOID | 1 | 0 | 1 |
| Feeder makers | 1 | | 1 | 0 | 1 |
| Inline EQs | 2 | IN-LINE SPLICE | 3 | 2 | 5 |
| 2-Port Taps | 4 | FFT2-14K | 3 | 1 | 4 |
| | 6 | FFT2-7K | 0 | 1 | 1 |
| | 7 | FFT2-4TK | 1 | 0 | 1 |
| 4-Port Taps | 1 | FFT4-23K | 0 | 1 | 1 |
| | 2 | FFT4-20K | 1 | 3 | 4 |

| | | | | | |
|-------------------|----|--------------------|------|------|-------|
| | 3 | FFT4-17K | 3 | 3 | 6 |
| | 4 | FFT4-14K | 0 | 1 | 1 |
| | 5 | FFT4-10K | 2 | 1 | 3 |
| | 6 | FFT4-7TK | 6 | 6 | 12 |
| 8-Port Taps | 1 | FFT8-23K | 0 | 1 | 1 |
| | 4 | FFT8-14K | 0 | 3 | 3 |
| | 5 | FFT8-10TK | 0 | 2 | 2 |
| Couplers | 1 | LPI100-1000 | 2 | 0 | 2 |
| | 2 | LLS102-1000 | 4 | 3 | 7 |
| | 3 | LLS103-1000 | 1 | 0 | 1 |
| | 4 | LDC108-1000 | 3 | 0 | 3 |
| | 5 | LDC112-1000 | 1 | 1 | 2 |
| | 6 | LDC116-1000 | 2 | 0 | 2 |
| | 11 | MB-JMP | 7 | 3 | 10 |
| | 12 | MB-SP | 0 | 2 | 2 |
| Power Supplies | 1 | XM 9015 | 2 | 0 | 2 |
| Miscellaneous | 1 | HTH Conn. | 13 | 6 | 19 |
| | 2 | Splice | 0 | 1 | 1 |
| | 3 | Term. | 9 | 5 | 14 |
| | 7 | SBH-1022 | 0 | 26 | 26 |
| | 8 | SBH- 1432 | 0 | 4 | 4 |
| General BOM Info. | | Housecount | 25 | 85 | 110 |
| | | Ports | 56 | 112 | 168 |
| | | Non-MDU Housecount | 25 | 85 | 110 |
| | | MDU Housecount | 0 | 0 | 0 |
| | | MDU Tap Ports | 0 | 0 | 0 |
| | | MDU Tap Ports Used | 0 | 0 | 0 |
| | | COM Housecount | 0 | 0 | 0 |
| | | COM Tap Ports | 0 | 0 | 0 |
| | | COM Tap Ports Used | 0 | 0 | 0 |
| | | Drop Sp. Ports | 0 | 0 | 0 |
| | | Non-Design HC | 0 | 0 | 0 |
| | | Trunk Amps | 5 | 3 | 8 |
| | | Line Extenders | 0 | 0 | 0 |
| | | Equalizers | 3 | 2 | 5 |
| | | Taps (2-Port) | 4 | 2 | 6 |
| | | Taps (4-Port) | 12 | 15 | 27 |
| | | Taps (6-Port) | 0 | 0 | 0 |
| | | Taps (8-Port) | 0 | 6 | 6 |
| | | Taps (total) | 16 | 23 | 39 |
| | | 2-Way Couplers | 19 | 9 | 28 |
| | | 3-Way Couplers | 1 | 0 | 1 |
| | | Strand/Trench | 9375 | 4893 | 14268 |
| | | Poles Used | 48 | 0 | 48 |
| Cables | 10 | NW QR715-AR | 9375 | 0 | 9375 |
| | | 100 Series | 2449 | 0 | 2449 |
| | | 300 Series | 612 | 0 | 612 |

| | | | | | |
|------------|----|-------------------|-------|------|-------|
| | | Total NW QR715-AR | 12436 | 0 | 12436 |
| | 11 | NW QR715-UG | 0 | 3565 | 3565 |
| | | 100 Series | 0 | 545 | 545 |
| | | 200 Series | 0 | 303 | 303 |
| | | 400 Series | 0 | 1025 | 1025 |
| | | Total NW QR715-UG | 0 | 5438 | 5438 |
| Connectors | 0 | QR 715 P-T | 1 | 0 | 1 |
| | 10 | QR 715 P-T | 50 | 0 | 50 |
| | 11 | QR 715 P-T | 0 | 54 | 54 |

Equipment For Network file: SWU-13.

Parameters: TACOMA-750
 Actives: TACOMA-750
 Taps: TACOMA-750
 Couplers: TACOMA-750
 Cables: TACOMA-750

| Equipment type | Line # | Part Number | Ae - p1 | UG - p1 | Total - p1 | |
|-------------------|-------------------|----------------|------------|---------|------------|----|
| Actives | 1 | BLE 750-SH | 16 | 3 | 19 | |
| | 2 | BLE 750-SH | 2 | 1 | 3 | |
| | 4 | CWS BLE 750-SH | 0 | 2 | 2 | |
| | 5 | CWS BLE 750-SH | 0 | 1 | 1 | |
| | 13 | MB 750-SH | 6 | 0 | 6 | |
| | 14 | MB 750-SH | 9 | 1 | 10 | |
| | 15 | MB 750-SH | 3 | 1 | 4 | |
| | 16 | MB 750-SH | 2 | 1 | 3 | |
| | 24 | CWS MB 750-SH | 0 | 1 | 1 | |
| | 25 | CWS MB 750-SH | 0 | 1 | 1 | |
| | 32 | Stargate 2000 | 1 | 0 | 1 | |
| | Reserve Gain | 1 | BLE-750 AR | 16 | 3 | 19 |
| | | 2 | BLE-750 AR | 2 | 1 | 3 |
| 4 | | BLE-750 UG | 0 | 2 | 2 | |
| 5 | | BLE-750 UG | 0 | 1 | 1 | |
| 13 | | MB-750 AR | 6 | 0 | 6 | |
| 14 | | MB-750 AR | 9 | 1 | 10 | |
| 15 | | MB-750 AR | 3 | 1 | 4 | |
| 16 | | MB-750 AR | 2 | 1 | 3 | |
| 24 | | MB-750 UG | 0 | 1 | 1 | |
| 25 | | MB-750 UG | 0 | 1 | 1 | |
| 32 | | Stargate 2000 | 1 | 0 | 1 | |
| Fwd Pads - Bank 1 | 1 | JXP- 0 | 6 | 2 | 8 | |
| | 2 | JXP- 1 | 2 | 1 | 3 | |
| | 3 | JXP- 2 | 3 | 2 | 5 | |
| | 4 | JXP- 3 | 4 | 0 | 4 | |
| | 5 | JXP- 4 | 4 | 3 | 7 | |
| | 6 | JXP- 5 | 4 | 1 | 5 | |
| | 7 | JXP- 6 | 5 | 0 | 5 | |
| | 8 | JXP- 7 | 4 | 0 | 4 | |
| | 9 | JXP- 8 | 2 | 0 | 2 | |
| | 10 | JXP- 9 | 4 | 0 | 4 | |
| | 11 | JXP- 10 | 0 | 2 | 2 | |
| | 15 | JXP- 14 | 1 | 0 | 1 | |
| | 16 | JXP- 15 | 0 | 1 | 1 | |
| | Fwd Pads - Bank 4 | 1 | NODE | 1 | 7 | 8 |
| | Ret Pads - Bank 1 | 1 | JXP- 0 | 1 | 0 | 1 |
| | | 2 | JXP- 1 | 2 | 2 | 4 |

| | | | | | |
|-------------------|----|-----------------|----|----|----|
| | 3 | JXP- 2 | 3 | 0 | 3 |
| | 4 | JXP- 3 | 3 | 2 | 5 |
| | 5 | JXP- 4 | 4 | 0 | 4 |
| | 6 | JXP- 5 | 6 | 1 | 7 |
| | 7 | JXP- 6 | 2 | 2 | 4 |
| | 8 | JXP- 7 | 1 | 0 | 1 |
| | 9 | JXP- 8 | 3 | 1 | 4 |
| | 10 | JXP- 9 | 7 | 0 | 7 |
| | 11 | JXP- 10 | 3 | 1 | 4 |
| | 12 | JXP- 11 | 3 | 2 | 5 |
| | 16 | JXP- 15 | 1 | 1 | 2 |
| Ret Pads - Bank 4 | 1 | NODE | 1 | 7 | 8 |
| Fwd EQs - Bank 1 | 7 | SC-EQ-750- SC-4 | 0 | 1 | 1 |
| | 11 | SC-EQ-750- 0 | 2 | 0 | 2 |
| | 12 | SC-EQ-750- 2 | 6 | 1 | 7 |
| | 13 | SC-EQ-750- 4 | 3 | 2 | 5 |
| | 14 | SC-EQ-750- 6 | 6 | 4 | 10 |
| | 15 | SC-EQ-750- 8 | 9 | 2 | 11 |
| | 16 | SC-EQ-750- 10 | 5 | 1 | 6 |
| | 17 | SC-EQ-750- 12 | 4 | 0 | 4 |
| | 18 | SC-EQ-750- 14 | 2 | 0 | 2 |
| | 19 | SC-EQ-750- 16 | 2 | 0 | 2 |
| | 20 | SC-EQ-750- 18 | 0 | 1 | 1 |
| Ret EQs - Bank 1 | 1 | SEE-40- 0 | 2 | 1 | 3 |
| | 2 | SEE-40- 2 | 24 | 9 | 33 |
| | 3 | SEE-40- 4 | 12 | 2 | 14 |
| | 4 | SEE-40- 6 | 1 | 0 | 1 |
| Feeder makers | 1 | | 1 | 0 | 1 |
| Inline EQs | 2 | | 1 | 1 | 2 |
| | 3 | | 0 | 2 | 2 |
| | 4 | EX ST SPLICE | 1 | 2 | 3 |
| | 5 | NEW ST SPLICE | 16 | 3 | 19 |
| | 7 | NEW BL SPLICE | 0 | 2 | 2 |
| 2-Port Taps | 2 | FFT2-20K | 2 | 0 | 2 |
| | 3 | FFT2-17K | 3 | 0 | 3 |
| | 4 | FFT2-14K | 6 | 3 | 9 |
| | 5 | FFT2-10K | 12 | 3 | 15 |
| | 6 | FFT2-7K | 5 | 2 | 7 |
| | 7 | FFT2-4TK | 16 | 18 | 34 |
| 4-Port Taps | 1 | FFT4-23K | 9 | 4 | 13 |
| | 2 | FFT4-20K | 30 | 6 | 36 |
| | 3 | FFT4-17K | 31 | 5 | 36 |
| | 4 | FFT4-14K | 25 | 9 | 34 |
| | 5 | FFT4-10K | 48 | 10 | 58 |
| | 6 | FFT4-7TK | 34 | 13 | 47 |
| 8-Port Taps | 1 | FFT8-23K | 3 | 0 | 3 |
| | 2 | FFT8-20K | 1 | 1 | 2 |

| | | | | | |
|-------------------|----|--------------------|-------|-------|-------|
| | 3 | FFT8-17K | 4 | 0 | 4 |
| | 4 | FFT8-14K | 5 | 1 | 6 |
| | 5 | FFT8-10TK | 6 | 4 | 10 |
| Couplers | 1 | LPI100 | 3 | 1 | 4 |
| | 2 | LLS102 | 16 | 7 | 23 |
| | 3 | LLS103 | 8 | 2 | 10 |
| | 4 | LDC108 | 14 | 5 | 19 |
| | 5 | LDC112 | 17 | 2 | 19 |
| | 6 | LDC116 | 3 | 0 | 3 |
| | 11 | JUMPER | 47 | 4 | 51 |
| | 12 | MBD-SPLT | 5 | 1 | 6 |
| | 13 | MBD-DC10 | 6 | 0 | 6 |
| Power Supplies | 1 | XM 9015 | 3 | 1 | 4 |
| Miscellaneous | 1 | HTH Conn. | 79 | 21 | 100 |
| | 2 | Splice | 1 | 5 | 6 |
| | 3 | Term | 18 | 15 | 33 |
| | 7 | SBH-1022 | 0 | 93 | 93 |
| | 8 | SBH-1432 | 0 | 11 | 11 |
| | 9 | PS6 | 0 | 1 | 1 |
| General BOM Info. | | Housecount | 611 | 407 | 1018 |
| | | Ports | 948 | 288 | 1236 |
| | | Non-MDU Housecount | 603 | 195 | 798 |
| | | MDU Housecount | 8 | 212 | 220 |
| | | MDU Tap Ports | 0 | 22 | 22 |
| | | MDU Tap Ports Used | 1 | 22 | 23 |
| | | COM Housecount | 0 | 0 | 0 |
| | | COM Tap Ports | 0 | 0 | 0 |
| | | COM Tap Ports Used | 0 | 0 | 0 |
| | | Drop Sp. Ports | 0 | 0 | 0 |
| | | Non-Design HC | 0 | 0 | 0 |
| | | Trunk Amps | 21 | 5 | 26 |
| | | Line Extenders | 18 | 7 | 25 |
| | | Equalizers | 18 | 10 | 28 |
| | | Taps (2-Port) | 44 | 26 | 70 |
| | | Taps (4-Port) | 177 | 47 | 224 |
| | | Taps (6-Port) | 0 | 0 | 0 |
| | | Taps (8-Port) | 19 | 6 | 25 |
| | | Taps (total) | 240 | 79 | 319 |
| | | 2-Way Couplers | 88 | 20 | 108 |
| | | 3-Way Couplers | 8 | 2 | 10 |
| | | Strand/Trench | 45892 | 17200 | 63092 |
| | | Poles Used | 326 | 0 | 326 |
| Cables | 0 | EX QR715-AR | 40942 | 0 | 40942 |
| | | 100 Series | 12217 | 0 | 12217 |
| | | Total EX QR715-AR | 53159 | 0 | 53159 |
| | 10 | NW QR715-AR | 4950 | 0 | 4950 |
| | | 100 Series | 3771 | 0 | 3771 |

| | | | | | |
|------------|----|-------------------|------|-------|-------|
| | | Total NW QR715-AR | 8721 | 0 | 8721 |
| | 1 | EX QR715-UG | 0 | 11884 | 11884 |
| | | 100 Series | 0 | 3143 | 3143 |
| | | Total EX QR715-UG | 0 | 15027 | 15027 |
| | 11 | NW QR715-UG | 0 | 804 | 804 |
| | | 100 Series | 0 | 209 | 209 |
| | | 400 Series | 0 | 4512 | 4512 |
| | | 500 Series | 0 | 1062 | 1062 |
| | | Total NW QR715-UG | 0 | 6587 | 6587 |
| Connectors | 0 | QR 715 P-T | 533 | 0 | 533 |
| | 10 | QR 715 P-T | 86 | 0 | 86 |
| | 1 | QR 715 P-T | 0 | 134 | 134 |
| | 11 | QR 715 P-T | 0 | 70 | 70 |

Equipment For Network file: SWU-14.

Parameters: TACOMA-750
 Actives: TACOMA-750
 Taps: TACOMA-750
 Couplers: TACOMA-750
 Cables: TACOMA-750

| Equipment type | Line # | Part Number | Ae - p1 | UG - p1 | Total - p1 | |
|-------------------|--------------|---------------|------------|---------|------------|----|
| Actives | 1 | BLE 750-SH | 15 | 1 | 16 | |
| | 2 | BLE 750-SH | 1 | 0 | 1 | |
| | 13 | MB 750-SH | 10 | 1 | 11 | |
| | 14 | MB 750-SH | 11 | 1 | 12 | |
| | 15 | MB 750-SH | 4 | 1 | 5 | |
| | 16 | MB 750-SH | 1 | 0 | 1 | |
| | 32 | Stargate 2000 | 1 | 0 | 1 | |
| | 42 | BLE100-HSXH-F | 0 | 1 | 1 | |
| | Reserve Gain | 1 | BLE-750 AR | 15 | 1 | 16 |
| | | 2 | BLE-750 AR | 1 | 0 | 1 |
| 13 | | MB-750 AR | 10 | 1 | 11 | |
| 14 | | MB-750 AR | 11 | 1 | 12 | |
| 15 | | MB-750 AR | 4 | 1 | 5 | |
| 16 | | MB-750 AR | 1 | 0 | 1 | |
| 32 | | Stargate 2000 | 1 | 0 | 1 | |
| 42 | | | 0 | 1 | 1 | |
| Fwd Pads - Bank 1 | 1 | JXP- 0 | 7 | 0 | 7 | |
| | 2 | JXP- 1 | 5 | 0 | 5 | |
| | 3 | JXP- 2 | 4 | 1 | 5 | |
| | 4 | JXP- 3 | 5 | 2 | 7 | |
| | 5 | JXP- 4 | 2 | 1 | 3 | |
| | 6 | JXP- 5 | 3 | 0 | 3 | |
| | 7 | JXP- 6 | 1 | 0 | 1 | |
| | 8 | JXP- 7 | 1 | 0 | 1 | |
| | 9 | JXP- 8 | 5 | 1 | 6 | |
| | 10 | JXP- 9 | 2 | 0 | 2 | |
| | 11 | JXP- 10 | 1 | 0 | 1 | |
| | 12 | JXP- 11 | 2 | 0 | 2 | |
| | 13 | JXP- 12 | 2 | 0 | 2 | |
| | 14 | JXP- 13 | 1 | 0 | 1 | |
| | 15 | JXP- 14 | 2 | 0 | 2 | |
| Fwd Pads - Bank 4 | 1 | NODE | 0 | 1 | 1 | |
| Ret Pads - Bank 1 | 1 | JXP- 0 | 3 | 1 | 4 | |
| | 2 | JXP- 1 | 5 | 1 | 6 | |
| | 3 | JXP- 2 | 4 | 0 | 4 | |
| | 4 | JXP- 3 | 4 | 1 | 5 | |
| | 5 | JXP- 4 | 1 | 1 | 2 | |
| | 6 | JXP- 5 | 3 | 0 | 3 | |

| | | | | | |
|-------------------|----|-----------------|----|----|----|
| | 7 | JXP- 6 | 5 | 0 | 5 |
| | 8 | JXP- 7 | 1 | 0 | 1 |
| | 9 | JXP- 8 | 5 | 0 | 5 |
| | 10 | JXP- 9 | 6 | 1 | 7 |
| | 11 | JXP- 10 | 1 | 0 | 1 |
| | 12 | JXP- 11 | 3 | 0 | 3 |
| | 15 | JXP- 14 | 1 | 0 | 1 |
| | 16 | JXP- 15 | 1 | 0 | 1 |
| Ret Pads - Bank 4 | 1 | NODE | 0 | 1 | 1 |
| Fwd EQs - Bank 1 | 10 | SC-EQ-750- SC-1 | 1 | 0 | 1 |
| | 11 | SC-EQ-750- 0 | 2 | 0 | 2 |
| | 12 | SC-EQ-750- 2 | 5 | 1 | 6 |
| | 13 | SC-EQ-750- 4 | 9 | 1 | 10 |
| | 14 | SC-EQ-750- 6 | 4 | 2 | 6 |
| | 15 | SC-EQ-750- 8 | 7 | 0 | 7 |
| | 16 | SC-EQ-750- 10 | 9 | 1 | 10 |
| | 17 | SC-EQ-750- 12 | 3 | 0 | 3 |
| | 18 | SC-EQ-750- 14 | 3 | 0 | 3 |
| Ret EQs - Bank 1 | 2 | SEE-40- 2 | 35 | 5 | 40 |
| | 3 | SEE-40- 4 | 8 | 0 | 8 |
| Feeder makers | 1 | | 1 | 0 | 1 |
| Inline EQs | 4 | EX ST SPLICE | 0 | 1 | 1 |
| | 5 | NEW ST SPLICE | 3 | 1 | 4 |
| | 7 | NEW BL SPLICE | 0 | 4 | 4 |
| 2-Port Taps | 3 | FFT2-17K | 1 | 1 | 2 |
| | 4 | FFT2-14K | 0 | 1 | 1 |
| | 5 | FFT2-10K | 6 | 2 | 8 |
| | 6 | FFT2-7K | 7 | 2 | 9 |
| | 7 | FFT2-4TK | 16 | 9 | 25 |
| 4-Port Taps | 1 | FFT4-23K | 19 | 0 | 19 |
| | 2 | FFT4-20K | 34 | 2 | 36 |
| | 3 | FFT4-17K | 48 | 5 | 53 |
| | 4 | FFT4-14K | 37 | 1 | 38 |
| | 5 | FFT4-10K | 57 | 9 | 66 |
| | 6 | FFT4-7TK | 48 | 14 | 62 |
| 8-Port Taps | 1 | FFT8-23K | 1 | 0 | 1 |
| | 2 | FFT8-20K | 2 | 0 | 2 |
| | 3 | FFT8-17K | 5 | 0 | 5 |
| | 4 | FFT8-14K | 16 | 1 | 17 |
| | 5 | FFT8-10TK | 8 | 3 | 11 |
| Couplers | 1 | LPI100 | 4 | 0 | 4 |
| | 2 | LLS102 | 29 | 2 | 31 |
| | 3 | LLS103 | 6 | 0 | 6 |
| | 4 | LDC108 | 19 | 1 | 20 |
| | 5 | LDC112 | 11 | 1 | 12 |
| | 6 | LDC116 | 4 | 0 | 4 |
| | 11 | JUMPER | 36 | 3 | 39 |

| | | | | | |
|-------------------|----|--------------------|-------|------|-------|
| | 12 | MBD-SPLT | 5 | 1 | 6 |
| | 13 | MBD-DC10 | 10 | 0 | 10 |
| Power Supplies | 1 | XM 9015 | 4 | 0 | 4 |
| Miscellaneous | 1 | HTH Conn. | 95 | 8 | 103 |
| | 2 | Splice | 0 | 15 | 15 |
| | 3 | Term | 24 | 5 | 29 |
| | 7 | SBH-1022 | 0 | 57 | 57 |
| | 8 | SBH-1432 | 0 | 5 | 5 |
| General BOM Info. | | Housecount | 931 | 144 | 1075 |
| | | Ports | 1288 | 186 | 1474 |
| | | Non-MDU Housecount | 899 | 124 | 1023 |
| | | MDU Housecount | 32 | 20 | 52 |
| | | MDU Tap Ports | 4 | 6 | 10 |
| | | MDU Tap Ports Used | 3 | 3 | 6 |
| | | COM Housecount | 0 | 0 | 0 |
| | | COM Tap Ports | 0 | 0 | 0 |
| | | COM Tap Ports Used | 0 | 0 | 0 |
| | | Drop Sp. Ports | 0 | 0 | 0 |
| | | Non-Design HC | 0 | 0 | 0 |
| | | Trunk Amps | 27 | 4 | 31 |
| | | Line Extenders | 16 | 1 | 17 |
| | | Equalizers | 3 | 6 | 9 |
| | | Taps (2-Port) | 30 | 15 | 45 |
| | | Taps (4-Port) | 243 | 31 | 274 |
| | | Taps (6-Port) | 0 | 0 | 0 |
| | | Taps (8-Port) | 32 | 4 | 36 |
| | | Taps (total) | 305 | 50 | 355 |
| | | 2-Way Couplers | 112 | 8 | 120 |
| | | 3-Way Couplers | 6 | 0 | 6 |
| | | Strand/Trench | 49164 | 9068 | 58232 |
| | | Poles Used | 354 | 0 | 354 |
| Cables | 0 | EX QR715-AR | 49164 | 0 | 49164 |
| | | 100 Series | 17036 | 0 | 17036 |
| | | Total EX QR715-AR | 66200 | 0 | 66200 |
| | 10 | 300 Series | 82 | 0 | 82 |
| | | Total NW QR715-AR | 82 | 0 | 82 |
| | 1 | EX QR715-UG | 0 | 6411 | 6411 |
| | | 100 Series | 0 | 1293 | 1293 |
| | | 200 Series | 0 | 34 | 34 |
| | | Total EX QR715-UG | 0 | 7738 | 7738 |
| | 11 | 200 Series | 0 | 58 | 58 |
| | | 400 Series | 0 | 2565 | 2565 |
| | | 500 Series | 0 | 326 | 326 |
| | | Total NW QR715-UG | 0 | 2949 | 2949 |
| Connectors | 0 | QR 715 P-T | 679 | 0 | 679 |
| | 10 | QR 715 P-T | 2 | 0 | 2 |
| | 1 | QR 715 P-T | 0 | 86 | 86 |

11

QR 715 P-T

0

56

56

Equipment For Network file: SWU-15.

Parameters: TACOMA-750
 Actives: TACOMA-750
 Taps: TACOMA-750
 Couplers: TACOMA-750
 Cables: TACOMA-750

| Equipment type | Line # | Part Number | Ae - p1 | UG - p1 | Total - p1 | |
|-------------------|--------------|----------------|------------|---------|------------|----|
| Actives | 1 | BLE 750-SH | 7 | 2 | 9 | |
| | 2 | BLE 750-SH | 4 | 0 | 4 | |
| | 4 | CWS BLE 750-SH | 0 | 13 | 13 | |
| | 5 | CWS BLE 750-SH | 0 | 4 | 4 | |
| | 13 | MB 750-SH | 4 | 2 | 6 | |
| | 14 | MB 750-SH | 4 | 1 | 5 | |
| | 23 | CWS MB 750-SH | 0 | 2 | 2 | |
| | 24 | CWS MB 750-SH | 0 | 5 | 5 | |
| | 32 | Stargate 2000 | 1 | 0 | 1 | |
| | Reserve Gain | 1 | BLE-750 AR | 7 | 2 | 9 |
| | | 2 | BLE-750 AR | 4 | 0 | 4 |
| | | 4 | BLE-750 UG | 0 | 13 | 13 |
| | | 5 | BLE-750 UG | 0 | 4 | 4 |
| 13 | | MB-750 AR | 4 | 2 | 6 | |
| 14 | | MB-750 AR | 4 | 1 | 5 | |
| 23 | | MB-750 UG | 0 | 2 | 2 | |
| 24 | | MB-750 UG | 0 | 5 | 5 | |
| Fwd Pads - Bank 1 | 32 | Stargate 2000 | 1 | 0 | 1 | |
| | 1 | JXP- 0 | 2 | 2 | 4 | |
| | 2 | JXP- 1 | 2 | 2 | 4 | |
| | 3 | JXP- 2 | 3 | 3 | 6 | |
| | 4 | JXP- 3 | 3 | 1 | 4 | |
| | 5 | JXP- 4 | 2 | 3 | 5 | |
| | 6 | JXP- 5 | 4 | 0 | 4 | |
| | 7 | JXP- 6 | 2 | 0 | 2 | |
| | 8 | JXP- 7 | 0 | 4 | 4 | |
| | 9 | JXP- 8 | 1 | 2 | 3 | |
| | 10 | JXP- 9 | 0 | 2 | 2 | |
| | 11 | JXP- 10 | 0 | 4 | 4 | |
| | 12 | JXP- 11 | 0 | 1 | 1 | |
| | 13 | JXP- 12 | 0 | 3 | 3 | |
| | 15 | JXP- 14 | 1 | 1 | 2 | |
| | 16 | JXP- 15 | 0 | 1 | 1 | |
| Ret Pads - Bank 1 | 1 | JXP- 0 | 0 | 2 | 2 | |
| | 2 | JXP- 1 | 3 | 2 | 5 | |
| | 3 | JXP- 2 | 2 | 3 | 5 | |
| | 4 | JXP- 3 | 5 | 5 | 10 | |
| | 5 | JXP- 4 | 2 | 3 | 5 | |

| | | | | | |
|------------------|----|-----------------|----|----|----|
| | 6 | JXP- 5 | 0 | 2 | 2 |
| | 7 | JXP- 6 | 1 | 3 | 4 |
| | 9 | JXP- 8 | 2 | 3 | 5 |
| | 10 | JXP- 9 | 3 | 1 | 4 |
| | 11 | JXP- 10 | 1 | 1 | 2 |
| | 13 | JXP- 12 | 0 | 1 | 1 |
| | 14 | JXP- 13 | 0 | 1 | 1 |
| | 15 | JXP- 14 | 0 | 1 | 1 |
| | 16 | JXP- 15 | 1 | 1 | 2 |
| Fwd EQs - Bank 1 | 8 | SC-EQ-750- SC-3 | 1 | 0 | 1 |
| | 9 | SC-EQ-750- SC-2 | 0 | 1 | 1 |
| | 10 | SC-EQ-750- SC-1 | 0 | 5 | 5 |
| | 11 | SC-EQ-750- 0 | 1 | 0 | 1 |
| | 12 | SC-EQ-750- 2 | 1 | 3 | 4 |
| | 13 | SC-EQ-750- 4 | 5 | 6 | 11 |
| | 14 | SC-EQ-750- 6 | 3 | 4 | 7 |
| | 15 | SC-EQ-750- 8 | 4 | 6 | 10 |
| | 16 | SC-EQ-750- 10 | 4 | 3 | 7 |
| | 17 | SC-EQ-750- 12 | 1 | 1 | 2 |
| Ret EQs - Bank 1 | 1 | SEE-40- 0 | 2 | 3 | 5 |
| | 2 | SEE-40- 2 | 14 | 24 | 38 |
| | 3 | SEE-40- 4 | 4 | 2 | 6 |
| Feeder makers | 1 | | 1 | 0 | 1 |
| Inline EQs | 3 | | 1 | 0 | 1 |
| | 5 | NEW ST SPLICE | 7 | 1 | 8 |
| | 7 | NEW BL SPLICE | 0 | 9 | 9 |
| 2-Port Taps | 3 | FFT2-17K | 0 | 1 | 1 |
| | 4 | FFT2-14K | 1 | 4 | 5 |
| | 5 | FFT2-10K | 2 | 5 | 7 |
| | 6 | FFT2-7K | 0 | 6 | 6 |
| | 7 | FFT2-4TK | 10 | 32 | 42 |
| 4-Port Taps | 1 | FFT4-23K | 5 | 7 | 12 |
| | 2 | FFT4-20K | 10 | 0 | 10 |
| | 3 | FFT4-17K | 13 | 0 | 13 |
| | 4 | FFT4-14K | 16 | 2 | 18 |
| | 5 | FFT4-10K | 19 | 4 | 23 |
| | 6 | FFT4-7TK | 16 | 12 | 28 |
| 8-Port Taps | 1 | FFT8-23K | 1 | 0 | 1 |
| | 3 | FFT8-17K | 1 | 0 | 1 |
| | 5 | FFT8-10TK | 2 | 3 | 5 |
| Couplers | 1 | LPI100 | 2 | 1 | 3 |
| | 2 | LLS102 | 18 | 11 | 29 |
| | 3 | LLS103 | 2 | 6 | 8 |
| | 4 | LDC108 | 10 | 5 | 15 |
| | 5 | LDC112 | 4 | 5 | 9 |
| | 6 | LDC116 | 2 | 1 | 3 |
| | 11 | JUMPER | 61 | 15 | 76 |

| | | | | | |
|-------------------|----|--------------------|-------|-------|-------|
| | 12 | MBD-SPLT | 4 | 1 | 5 |
| | 13 | MBD-DC10 | 3 | 2 | 5 |
| Power Supplies | 1 | XM 9015 | 2 | 1 | 3 |
| Miscellaneous | 1 | HTH Conn. | 44 | 47 | 91 |
| | 2 | Splice | 1 | 6 | 7 |
| | 3 | Term | 12 | 18 | 30 |
| | 7 | SBH-1022 | 0 | 79 | 79 |
| | 8 | SBH-1432 | 0 | 36 | 36 |
| | 9 | PS6 | 0 | 2 | 2 |
| General BOM Info. | | Housecount | 298 | 814 | 1112 |
| | | Ports | 374 | 220 | 594 |
| | | Non-MDU Housecount | 282 | 166 | 448 |
| | | MDU Housecount | 16 | 648 | 664 |
| | | MDU Tap Ports | 4 | 98 | 102 |
| | | MDU Tap Ports Used | 2 | 49 | 51 |
| | | COM Housecount | 0 | 0 | 0 |
| | | COM Tap Ports | 0 | 0 | 0 |
| | | COM Tap Ports Used | 0 | 0 | 0 |
| | | Drop Sp. Ports | 0 | 0 | 0 |
| | | Non-Design HC | 0 | 0 | 0 |
| | | Trunk Amps | 9 | 10 | 19 |
| | | Line Extenders | 11 | 19 | 30 |
| | | Equalizers | 8 | 10 | 18 |
| | | Taps (2-Port) | 13 | 48 | 61 |
| | | Taps (4-Port) | 79 | 25 | 104 |
| | | Taps (6-Port) | 0 | 0 | 0 |
| | | Taps (8-Port) | 4 | 3 | 7 |
| | | Taps (total) | 96 | 76 | 172 |
| | | 2-Way Couplers | 54 | 40 | 94 |
| | | 3-Way Couplers | 2 | 6 | 8 |
| | | Strand/Trench | 20751 | 17930 | 38681 |
| | | Poles Used | 133 | 0 | 133 |
| Cables | 0 | EX QR715-AR | 2302 | 0 | 2302 |
| | | 100 Series | 121 | 0 | 121 |
| | | Total EX QR715-AR | 2423 | 0 | 2423 |
| | 10 | NW QR715-AR | 18239 | 0 | 18239 |
| | | 100 Series | 7493 | 0 | 7493 |
| | | 400 Series | 210 | 0 | 210 |
| | | Total NW QR715-AR | 25942 | 0 | 25942 |
| | 1 | EX QR715-UG | 0 | 416 | 416 |
| | | 400 Series | 0 | 115 | 115 |
| | | Total EX QR715-UG | 0 | 531 | 531 |
| | 5 | EX QR320 UG | 0 | 50 | 50 |
| | | Total EX QR320 UG | 0 | 50 | 50 |
| | 11 | NW QR715-UG | 0 | 8621 | 8621 |
| | | 100 Series | 0 | 2677 | 2677 |
| | | 400 Series | 0 | 8538 | 8538 |

| | | | | | |
|------------|----|-------------------|-----|-------|-------|
| | | 500 Series | 0 | 2788 | 2788 |
| | | Total NW QR715-UG | 0 | 22624 | 22624 |
| | 17 | NW RG11-UG | 0 | 190 | 190 |
| | | Total NW RG11-UG | 0 | 190 | 190 |
| Connectors | 0 | QR 715 P-T | 121 | 0 | 121 |
| | 10 | QR 715 P-T | 221 | 0 | 221 |
| | 1 | QR 715 P-T | 0 | 8 | 8 |
| | 5 | | 0 | 2 | 2 |
| | 11 | QR 715 P-T | 0 | 208 | 208 |
| | 17 | RG 11 P-T | 0 | 2 | 2 |

Equipment For Network file: SWU-16.

Parameters: TACOMA-750
 Actives: TACOMA-750
 Taps: TACOMA-750
 Couplers: TACOMA-750
 Cables: TACOMA-750

| Equipment type | Line # | Part Number | Ae - p1 | UG - p1 | Total - p1 | |
|-------------------|-------------------|----------------|------------|---------|------------|----|
| Actives | 1 | BLE 750-SH | 4 | 8 | 12 | |
| | 2 | BLE 750-SH | 2 | 0 | 2 | |
| | 13 | MB 750-SH | 2 | 3 | 5 | |
| | 14 | MB 750-SH | 4 | 1 | 5 | |
| | 15 | MB 750-SH | 5 | 1 | 6 | |
| | 16 | MB 750-SH | 2 | 1 | 3 | |
| | 32 | Stargate 2000 | 1 | 0 | 1 | |
| | 42 | BLE100-HSXH-F | 0 | 1 | 1 | |
| | 47 | MB100S-2HSXH-F | 0 | 2 | 2 | |
| | 48 | MB100S-2HSXH-F | 1 | 0 | 1 | |
| | 49 | MB100S-2HSXH-F | 0 | 2 | 2 | |
| | Reserve Gain | 1 | BLE-750 AR | 4 | 8 | 12 |
| | | 2 | BLE-750 AR | 2 | 0 | 2 |
| | | 13 | MB-750 AR | 2 | 3 | 5 |
| 14 | | MB-750 AR | 4 | 1 | 5 | |
| 15 | | MB-750 AR | 5 | 1 | 6 | |
| 16 | | MB-750 AR | 2 | 1 | 3 | |
| 32 | | Stargate 2000 | 1 | 0 | 1 | |
| 42 | | | 0 | 1 | 1 | |
| 47 | | | 0 | 2 | 2 | |
| 48 | | | 1 | 0 | 1 | |
| Fwd Pads - Bank 1 | 1 | JXP- 0 | 2 | 2 | 4 | |
| | 2 | JXP- 1 | 0 | 2 | 2 | |
| | 3 | JXP- 2 | 8 | 4 | 12 | |
| | 4 | JXP- 3 | 0 | 1 | 1 | |
| | 5 | JXP- 4 | 1 | 0 | 1 | |
| | 6 | JXP- 5 | 2 | 0 | 2 | |
| | 7 | JXP- 6 | 1 | 1 | 2 | |
| | 8 | JXP- 7 | 2 | 3 | 5 | |
| | 9 | JXP- 8 | 3 | 2 | 5 | |
| | 10 | JXP- 9 | 1 | 2 | 3 | |
| | 11 | JXP- 10 | 0 | 1 | 1 | |
| | 15 | JXP- 14 | 0 | 1 | 1 | |
| | 16 | JXP- 15 | 1 | 0 | 1 | |
| | Fwd Pads - Bank 4 | 1 | NODE | 2 | 1 | 3 |
| | Ret Pads - Bank 1 | 1 | JXP- 0 | 1 | 0 | 1 |
| | | 2 | JXP- 1 | 2 | 0 | 2 |

| | | | | | |
|-------------------|----|-----------------|----|----|----|
| | 3 | JXP- 2 | 2 | 0 | 2 |
| | 4 | JXP- 3 | 5 | 1 | 6 |
| | 5 | JXP- 4 | 2 | 5 | 7 |
| | 6 | JXP- 5 | 2 | 1 | 3 |
| | 7 | JXP- 6 | 2 | 1 | 3 |
| | 8 | JXP- 7 | 1 | 4 | 5 |
| | 9 | JXP- 8 | 2 | 0 | 2 |
| | 10 | JXP- 9 | 0 | 1 | 1 |
| | 11 | JXP- 10 | 1 | 2 | 3 |
| | 12 | JXP- 11 | 0 | 1 | 1 |
| | 13 | JXP- 12 | 0 | 3 | 3 |
| | 16 | JXP- 15 | 1 | 0 | 1 |
| Ret Pads - Bank 4 | 1 | NODE | 2 | 1 | 3 |
| Fwd EQs - Bank 1 | 6 | SC-EQ-750- SC-5 | 0 | 2 | 2 |
| | 7 | SC-EQ-750- SC-4 | 1 | 0 | 1 |
| | 10 | SC-EQ-750- SC-1 | 3 | 0 | 3 |
| | 11 | SC-EQ-750- 0 | 3 | 0 | 3 |
| | 12 | SC-EQ-750- 2 | 0 | 1 | 1 |
| | 13 | SC-EQ-750- 4 | 5 | 4 | 9 |
| | 14 | SC-EQ-750- 6 | 3 | 2 | 5 |
| | 15 | SC-EQ-750- 8 | 3 | 2 | 5 |
| | 16 | SC-EQ-750- 10 | 2 | 2 | 4 |
| | 17 | SC-EQ-750- 12 | 0 | 2 | 2 |
| | 18 | SC-EQ-750- 14 | 1 | 3 | 4 |
| | 19 | SC-EQ-750- 16 | 0 | 1 | 1 |
| Ret EQs - Bank 1 | 1 | SEE-40- 0 | 3 | 0 | 3 |
| | 2 | SEE-40- 2 | 13 | 8 | 21 |
| | 3 | SEE-40- 4 | 5 | 11 | 16 |
| FeederMakers | 1 | | 1 | 0 | 1 |
| Inline EQs | 2 | | 1 | 4 | 5 |
| | 3 | | 0 | 2 | 2 |
| | 4 | EX ST SPLICE | 1 | 3 | 4 |
| | 5 | NEW ST SPLICE | 6 | 13 | 19 |
| | 6 | EX BL SPLICE | 0 | 1 | 1 |
| | 8 | | 0 | 1 | 1 |
| 2-Port Taps | 2 | FFT2-20K | 1 | 0 | 1 |
| | 3 | FFT2-17K | 1 | 1 | 2 |
| | 4 | FFT2-14K | 1 | 4 | 5 |
| | 5 | FFT2-10K | 3 | 4 | 7 |
| | 6 | FFT2-7K | 4 | 2 | 6 |
| | 7 | FFT2-4TK | 10 | 4 | 14 |
| 4-Port Taps | 1 | FFT4-23K | 8 | 4 | 12 |
| | 2 | FFT4-20K | 13 | 8 | 21 |
| | 3 | FFT4-17K | 19 | 10 | 29 |
| | 4 | FFT4-14K | 12 | 12 | 24 |
| | 5 | FFT4-10K | 18 | 10 | 28 |
| | 6 | FFT4-7TK | 20 | 10 | 30 |

| | | | | | |
|-------------------|----------------|--------------------|-------|-------|-------|
| 8-Port Taps | 1 | FFT8-23K | 1 | 2 | 3 |
| | 2 | FFT8-20K | 1 | 1 | 2 |
| | 3 | FFT8-17K | 3 | 5 | 8 |
| | 4 | FFT8-14K | 3 | 3 | 6 |
| | 5 | FFT8-10TK | 6 | 3 | 9 |
| Couplers | 1 | LPI100 | 3 | 1 | 4 |
| | 2 | LLS102 | 12 | 10 | 22 |
| | 3 | LLS103 | 2 | 1 | 3 |
| | 4 | LDC108 | 10 | 4 | 14 |
| | 5 | LDC112 | 5 | 4 | 9 |
| | 6 | LDC116 | 1 | 2 | 3 |
| | 11 | JUMPER | 26 | 10 | 36 |
| | 12 | MBD-SPLT | 4 | 3 | 7 |
| Power Supplies | 13 | MBD-DC10 | 4 | 0 | 4 |
| | 1 | XM 9015 | 2 | 1 | 3 |
| Miscellaneous | 2 | XM 9015 CWS | 0 | 1 | 1 |
| | 1 | HTH Conn. | 47 | 28 | 75 |
| | 2 | Splice | 2 | 0 | 2 |
| | 3 | Term | 19 | 21 | 40 |
| | 7 | SBH-1022 | 0 | 111 | 111 |
| General BOM Info. | 8 | SBH-1432 | 0 | 21 | 21 |
| | 9 | PS6 | 0 | 3 | 3 |
| | | Housecount | 395 | 269 | 664 |
| | | Ports | 512 | 358 | 870 |
| | | Non-MDU Housecount | 319 | 253 | 572 |
| | | MDU Housecount | 76 | 16 | 92 |
| | | MDU Tap Ports | 32 | 6 | 38 |
| | | MDU Tap Ports Used | 6 | 2 | 8 |
| | | COM Housecount | 0 | 0 | 0 |
| | | COM Tap Ports | 0 | 0 | 0 |
| | | COM Tap Ports Used | 0 | 0 | 0 |
| | | Drop Sp. Ports | 0 | 0 | 0 |
| | | Non-Design HC | 0 | 0 | 0 |
| | | Trunk Amps | 15 | 11 | 26 |
| | | Line Extenders | 6 | 8 | 14 |
| | Equalizers | 8 | 24 | 32 | |
| | Taps (2-Port) | 20 | 15 | 35 | |
| | Taps (4-Port) | 90 | 54 | 144 | |
| | Taps (6-Port) | 0 | 0 | 0 | |
| | Taps (8-Port) | 14 | 14 | 28 | |
| | Taps (total) | 124 | 83 | 207 | |
| | 2-Way Couplers | 57 | 34 | 91 | |
| | 3-Way Couplers | 2 | 1 | 3 | |
| | Strand/Trench | 24827 | 23054 | 47881 | |
| | Poles Used | 148 | 0 | 148 | |
| Cables | 0 | EX QR715-AR | 24827 | 0 | 24827 |
| | | 100 Series | 10359 | 0 | 10359 |

| | | | | | |
|------------|---|-------------------|-------|-------|-------|
| | | Total EX QR715-AR | 35186 | 0 | 35186 |
| | 1 | EX QR715-UG | 0 | 22761 | 22761 |
| | | 100 Series | 0 | 5580 | 5580 |
| | | 200 Series | 0 | 28 | 28 |
| | | Total EX QR715-UG | 0 | 28369 | 28369 |
| | 7 | EX RG11-UG | 0 | 265 | 265 |
| | | Total EX RG11-UG | 0 | 265 | 265 |
| Connectors | 0 | QR 715 P-T | 299 | 0 | 299 |
| | 1 | QR 715 P-T | 0 | 249 | 249 |
| | 7 | RG 11 P-T | 0 | 2 | 2 |

Equipment For Network file: SWU-17.

Parameters: TACOMA-750
 Actives: TACOMA-750
 Taps: TACOMA-750
 Couplers: TACOMA-750
 Cables: TACOMA-750

| Equipment type | Line # | Part Number | Ae - p1 | UG - p1 | Total - p1 | |
|-------------------|--------------|----------------|------------|---------|------------|----|
| Actives | 1 | BLE 750-SH | 7 | 4 | 11 | |
| | 2 | BLE 750-SH | 1 | 0 | 1 | |
| | 4 | CWS BLE 750-SH | 0 | 8 | 8 | |
| | 5 | CWS BLE 750-SH | 0 | 3 | 3 | |
| | 13 | MB 750-SH | 3 | 1 | 4 | |
| | 14 | MB 750-SH | 10 | 0 | 10 | |
| | 15 | MB 750-SH | 1 | 0 | 1 | |
| | 23 | CWS MB 750-SH | 0 | 1 | 1 | |
| | 24 | CWS MB 750-SH | 0 | 3 | 3 | |
| | 25 | CWS MB 750-SH | 0 | 1 | 1 | |
| | 32 | Stargate 2000 | 1 | 0 | 1 | |
| | 42 | BLE100-HSXH-F | 0 | 1 | 1 | |
| | Reserve Gain | 1 | BLE-750 AR | 7 | 4 | 11 |
| | | 2 | BLE-750 AR | 1 | 0 | 1 |
| 4 | | BLE-750 UG | 0 | 8 | 8 | |
| 5 | | BLE-750 UG | 0 | 3 | 3 | |
| 13 | | MB-750 AR | 3 | 1 | 4 | |
| 14 | | MB-750 AR | 10 | 0 | 10 | |
| 15 | | MB-750 AR | 1 | 0 | 1 | |
| 23 | | MB-750 UG | 0 | 1 | 1 | |
| 24 | | MB-750 UG | 0 | 3 | 3 | |
| 25 | | MB-750 UG | 0 | 1 | 1 | |
| 32 | | Stargate 2000 | 1 | 0 | 1 | |
| 42 | | | 0 | 1 | 1 | |
| Fwd Pads - Bank 1 | | 1 | JXP- 0 | 2 | 5 | 7 |
| | | 2 | JXP- 1 | 2 | 2 | 4 |
| | 3 | JXP- 2 | 2 | 1 | 3 | |
| | 4 | JXP- 3 | 1 | 2 | 3 | |
| | 5 | JXP- 4 | 2 | 2 | 4 | |
| | 6 | JXP- 5 | 2 | 1 | 3 | |
| | 7 | JXP- 6 | 4 | 4 | 8 | |
| | 8 | JXP- 7 | 3 | 0 | 3 | |
| | 10 | JXP- 9 | 1 | 1 | 2 | |
| | 11 | JXP- 10 | 1 | 1 | 2 | |
| | 12 | JXP- 11 | 1 | 0 | 1 | |
| | 13 | JXP- 12 | 1 | 1 | 2 | |
| | 14 | JXP- 13 | 0 | 1 | 1 | |
| | 15 | JXP- 14 | 0 | 1 | 1 | |

| | | | | | |
|-------------------|----|-----------------|----|----|----|
| | 16 | JXP- 15 | 1 | 0 | 1 |
| Ret Pads - Bank 1 | 2 | JXP- 1 | 4 | 3 | 7 |
| | 3 | JXP- 2 | 2 | 2 | 4 |
| | 4 | JXP- 3 | 2 | 2 | 4 |
| | 5 | JXP- 4 | 3 | 0 | 3 |
| | 6 | JXP- 5 | 1 | 3 | 4 |
| | 7 | JXP- 6 | 1 | 5 | 6 |
| | 8 | JXP- 7 | 0 | 1 | 1 |
| | 9 | JXP- 8 | 0 | 1 | 1 |
| | 10 | JXP- 9 | 4 | 0 | 4 |
| | 11 | JXP- 10 | 2 | 1 | 3 |
| | 12 | JXP- 11 | 1 | 2 | 3 |
| | 13 | JXP- 12 | 2 | 2 | 4 |
| | 16 | JXP- 15 | 1 | 0 | 1 |
| Fwd EQs - Bank 1 | 8 | SC-EQ-750- SC-3 | 2 | 1 | 3 |
| | 10 | SC-EQ-750- SC-1 | 0 | 2 | 2 |
| | 11 | SC-EQ-750- 0 | 3 | 0 | 3 |
| | 12 | SC-EQ-750- 2 | 1 | 1 | 2 |
| | 13 | SC-EQ-750- 4 | 4 | 3 | 7 |
| | 14 | SC-EQ-750- 6 | 5 | 2 | 7 |
| | 15 | SC-EQ-750- 8 | 3 | 3 | 6 |
| | 16 | SC-EQ-750- 10 | 1 | 5 | 6 |
| | 17 | SC-EQ-750- 12 | 2 | 3 | 5 |
| | 18 | SC-EQ-750- 14 | 1 | 1 | 2 |
| | 19 | SC-EQ-750- 16 | 1 | 1 | 2 |
| Ret EQs - Bank 1 | 1 | SEE-40- 0 | 2 | 2 | 4 |
| | 2 | SEE-40- 2 | 15 | 13 | 28 |
| | 3 | SEE-40- 4 | 6 | 7 | 13 |
| FeederMakers | 1 | | 1 | 0 | 1 |
| Inline EQs | 5 | NEW ST SPLICE | 8 | 3 | 11 |
| | 7 | NEW BL SPLICE | 0 | 5 | 5 |
| 2-Port Taps | 4 | FFT2-14K | 1 | 10 | 11 |
| | 5 | FFT2-10K | 5 | 10 | 15 |
| | 6 | FFT2-7K | 1 | 9 | 10 |
| | 7 | FFT2-4TK | 11 | 18 | 29 |
| 4-Port Taps | 1 | FFT4-23K | 6 | 3 | 9 |
| | 2 | FFT4-20K | 14 | 5 | 19 |
| | 3 | FFT4-17K | 20 | 7 | 27 |
| | 4 | FFT4-14K | 23 | 7 | 30 |
| | 5 | FFT4-10K | 25 | 7 | 32 |
| | 6 | FFT4-7TK | 16 | 10 | 26 |
| 8-Port Taps | 1 | FFT8-23K | 1 | 2 | 3 |
| | 2 | FFT8-20K | 1 | 4 | 5 |
| | 3 | FFT8-17K | 4 | 3 | 7 |
| | 4 | FFT8-14K | 5 | 5 | 10 |
| | 5 | FFT8-10TK | 3 | 7 | 10 |
| Couplers | 1 | LPI100 | 4 | 0 | 4 |

| | | | | | |
|-------------------|----|--------------------|-------|-------|-------|
| | 2 | LLS102 | 14 | 7 | 21 |
| | 3 | LLS103 | 2 | 2 | 4 |
| | 4 | LDC108 | 9 | 8 | 17 |
| | 5 | LDC112 | 8 | 2 | 10 |
| | 6 | LDC116 | 5 | 0 | 5 |
| | 11 | JUMPER | 59 | 6 | 65 |
| | 12 | MBD-SPLT | 5 | 1 | 6 |
| | 13 | MBD-DC10 | 6 | 0 | 6 |
| Power Supplies | 1 | XM 9015 | 4 | 0 | 4 |
| Miscellaneous | 1 | HTH Conn. | 53 | 41 | 94 |
| | 2 | Splice | 0 | 3 | 3 |
| | 3 | Term | 20 | 12 | 32 |
| | 7 | SBH-1022 | 0 | 104 | 104 |
| | 8 | SBH-1432 | 0 | 27 | 27 |
| General BOM Info. | | Housecount | 393 | 799 | 1192 |
| | | Ports | 564 | 418 | 982 |
| | | Non-MDU Housecount | 393 | 245 | 638 |
| | | MDU Housecount | 0 | 554 | 554 |
| | | MDU Tap Ports | 0 | 86 | 86 |
| | | MDU Tap Ports Used | 0 | 42 | 42 |
| | | COM Housecount | 0 | 0 | 0 |
| | | COM Tap Ports | 0 | 0 | 0 |
| | | COM Tap Ports Used | 0 | 0 | 0 |
| | | Drop Sp. Ports | 0 | 0 | 0 |
| | | Non-Design HC | 0 | 0 | 0 |
| | | Trunk Amps | 15 | 7 | 22 |
| | | Line Extenders | 8 | 15 | 23 |
| | | Equalizers | 8 | 8 | 16 |
| | | Taps (2-Port) | 18 | 47 | 65 |
| | | Taps (4-Port) | 104 | 39 | 143 |
| | | Taps (6-Port) | 0 | 0 | 0 |
| | | Taps (8-Port) | 14 | 21 | 35 |
| | | Taps (total) | 136 | 107 | 243 |
| | | 2-Way Couplers | 68 | 24 | 92 |
| | | 3-Way Couplers | 2 | 2 | 4 |
| | | Strand/Trench | 25108 | 21736 | 46844 |
| | | Poles Used | 162 | 0 | 162 |
| Cables | 0 | EX QR715-AR | 1394 | 0 | 1394 |
| | | 100 Series | 2190 | 0 | 2190 |
| | | Total EX QR715-AR | 3584 | 0 | 3584 |
| | 10 | NW QR715-AR | 23714 | 0 | 23714 |
| | | 100 Series | 11438 | 0 | 11438 |
| | | Total NW QR715-AR | 35152 | 0 | 35152 |
| | 1 | EX QR715-UG | 0 | 1060 | 1060 |
| | | 100 Series | 0 | 50 | 50 |
| | | Total EX QR715-UG | 0 | 1110 | 1110 |
| | 11 | NW QR715-UG | 0 | 7607 | 7607 |

| | | | | | |
|------------|----|-------------------|-----|-------|-------|
| | | 100 Series | 0 | 1267 | 1267 |
| | | 400 Series | 0 | 13069 | 13069 |
| | | 500 Series | 0 | 2151 | 2151 |
| | | Total NW QR715-UG | 0 | 24094 | 24094 |
| Connectors | 0 | QR 715 P-T | 123 | 0 | 123 |
| | 10 | QR 715 P-T | 286 | 0 | 286 |
| | 1 | QR 715 P-T | 0 | 6 | 6 |
| | 11 | QR 715 P-T | 0 | 224 | 224 |

Equipment For Network file: SWU-18.

Parameters: TACOMA-750
 Actives: TACOMA-750
 Taps: TACOMA-750
 Couplers: TACOMA-750
 Cables: TACOMA-750

| Equipment type | Line # | Part Number | Ae - p1 | UG - p1 | Total - p1 |
|-------------------|-------------------|---------------|------------|---------|------------|
| Actives | 1 | BLE 750-SH | 8 | 9 | 17 |
| | 2 | BLE 750-SH | 2 | 0 | 2 |
| | 13 | MB 750-SH | 5 | 0 | 5 |
| | 14 | MB 750-SH | 11 | 3 | 14 |
| | 15 | MB 750-SH | 3 | 4 | 7 |
| | 16 | MB 750-SH | 1 | 2 | 3 |
| | 24 | CWS MB 750-SH | 0 | 2 | 2 |
| | 32 | Stargate 2000 | 1 | 0 | 1 |
| | Reserve Gain | 1 | BLE-750 AR | 8 | 9 |
| 2 | | BLE-750 AR | 2 | 0 | 2 |
| 13 | | MB-750 AR | 5 | 0 | 5 |
| 14 | | MB-750 AR | 11 | 3 | 14 |
| 15 | | MB-750 AR | 3 | 4 | 7 |
| 16 | | MB-750 AR | 1 | 2 | 3 |
| 24 | | MB-750 UG | 0 | 2 | 2 |
| 32 | | Stargate 2000 | 1 | 0 | 1 |
| Fwd Pads - Bank 1 | 0 | JXP- VOID | 0 | 1 | 1 |
| | 1 | JXP- 0 | 5 | 6 | 11 |
| | 2 | JXP- 1 | 4 | 1 | 5 |
| | 3 | JXP- 2 | 5 | 3 | 8 |
| | 4 | JXP- 3 | 2 | 1 | 3 |
| | 5 | JXP- 4 | 7 | 1 | 8 |
| | 6 | JXP- 5 | 3 | 4 | 7 |
| | 7 | JXP- 6 | 1 | 0 | 1 |
| | 8 | JXP- 7 | 1 | 0 | 1 |
| | 9 | JXP- 8 | 0 | 2 | 2 |
| | 10 | JXP- 9 | 1 | 0 | 1 |
| | 11 | JXP- 10 | 0 | 1 | 1 |
| | 12 | JXP- 11 | 1 | 0 | 1 |
| | 15 | JXP- 14 | 1 | 0 | 1 |
| | Fwd Pads - Bank 4 | 1 | NODE | 9 | 0 |
| Ret Pads - Bank 1 | 0 | JXP- VOID | 0 | 1 | 1 |
| | 1 | JXP- 0 | 2 | 0 | 2 |
| | 2 | JXP- 1 | 0 | 2 | 2 |
| | 3 | JXP- 2 | 0 | 1 | 1 |
| | 4 | JXP- 3 | 5 | 4 | 9 |
| | 5 | JXP- 4 | 2 | 2 | 4 |
| | 6 | JXP- 5 | 5 | 3 | 8 |

| | | | | | |
|-------------------|----|-----------------|----|----|----|
| | 7 | JXP- 6 | 4 | 2 | 6 |
| | 8 | JXP- 7 | 3 | 0 | 3 |
| | 9 | JXP- 8 | 3 | 2 | 5 |
| | 10 | JXP- 9 | 1 | 1 | 2 |
| | 11 | JXP- 10 | 3 | 1 | 4 |
| | 12 | JXP- 11 | 1 | 1 | 2 |
| | 14 | JXP- 13 | 1 | 0 | 1 |
| | 16 | JXP- 15 | 1 | 0 | 1 |
| Ret Pads - Bank 4 | 1 | NODE | 9 | 0 | 9 |
| Fwd EQs - Bank 1 | 0 | SC-EQ-750- VOID | 0 | 1 | 1 |
| | 7 | SC-EQ-750- SC-4 | 0 | 1 | 1 |
| | 11 | SC-EQ-750- 0 | 1 | 1 | 2 |
| | 12 | SC-EQ-750- 2 | 3 | 1 | 4 |
| | 13 | SC-EQ-750- 4 | 2 | 2 | 4 |
| | 14 | SC-EQ-750- 6 | 7 | 4 | 11 |
| | 15 | SC-EQ-750- 8 | 2 | 3 | 5 |
| | 16 | SC-EQ-750- 10 | 10 | 5 | 15 |
| | 17 | SC-EQ-750- 12 | 5 | 0 | 5 |
| | 18 | SC-EQ-750- 14 | 1 | 1 | 2 |
| | 19 | SC-EQ-750- 16 | 0 | 1 | 1 |
| Ret EQs - Bank 1 | 0 | SEE-40- VOID | 0 | 1 | 1 |
| | 1 | SEE-40- 0 | 1 | 0 | 1 |
| | 2 | SEE-40- 2 | 16 | 13 | 29 |
| | 3 | SEE-40- 4 | 14 | 4 | 18 |
| | 4 | SEE-40- 6 | 0 | 2 | 2 |
| Feeder makers | 1 | | 1 | 0 | 1 |
| Inline EQs | 5 | NEW ST SPLICE | 12 | 1 | 13 |
| | 7 | NEW BL SPLICE | 0 | 3 | 3 |
| 2-Port Taps | 3 | FFT2-17K | 1 | 0 | 1 |
| | 4 | FFT2-14K | 1 | 4 | 5 |
| | 5 | FFT2-10K | 3 | 5 | 8 |
| | 6 | FFT2-7K | 6 | 2 | 8 |
| | 7 | FFT2-4TK | 0 | 18 | 18 |
| 4-Port Taps | 1 | FFT4-23K | 16 | 4 | 20 |
| | 2 | FFT4-20K | 34 | 6 | 40 |
| | 3 | FFT4-17K | 38 | 17 | 55 |
| | 4 | FFT4-14K | 20 | 15 | 35 |
| | 5 | FFT4-10K | 40 | 22 | 62 |
| | 6 | FFT4-7TK | 45 | 24 | 69 |
| 8-Port Taps | 1 | FFT8-23K | 1 | 2 | 3 |
| | 2 | FFT8-20K | 0 | 3 | 3 |
| | 3 | FFT8-17K | 1 | 0 | 1 |
| | 4 | FFT8-14K | 4 | 8 | 12 |
| | 5 | FFT8-10TK | 3 | 5 | 8 |
| Couplers | 1 | LPI100 | 3 | 0 | 3 |
| | 2 | LLS102 | 14 | 8 | 22 |
| | 3 | LLS103 | 3 | 5 | 8 |

| | | | | | |
|-------------------|----|--------------------|-------|-------|-------|
| | 4 | LDC108 | 5 | 10 | 15 |
| | 5 | LDC112 | 8 | 2 | 10 |
| | 6 | LDC116 | 4 | 0 | 4 |
| | 11 | JUMPER | 43 | 11 | 54 |
| | 12 | MBD-SPLT | 3 | 4 | 7 |
| | 13 | MBD-DC10 | 7 | 2 | 9 |
| Power Supplies | 1 | XM 9015 | 4 | 0 | 4 |
| Miscellaneous | 1 | HTH Conn. | 61 | 30 | 91 |
| | 2 | Splice | 3 | 2 | 5 |
| | 3 | Term | 10 | 12 | 22 |
| | 7 | SBH-1022 | 0 | 147 | 147 |
| | 8 | SBH-1432 | 0 | 21 | 21 |
| General BOM Info. | | Housecount | 617 | 487 | 1104 |
| | | Ports | 866 | 554 | 1420 |
| | | Non-MDU Housecount | 617 | 377 | 994 |
| | | MDU Housecount | 0 | 110 | 110 |
| | | MDU Tap Ports | 0 | 40 | 40 |
| | | MDU Tap Ports Used | 0 | 20 | 20 |
| | | COM Housecount | 0 | 0 | 0 |
| | | COM Tap Ports | 0 | 0 | 0 |
| | | COM Tap Ports Used | 0 | 0 | 0 |
| | | Drop Sp. Ports | 0 | 0 | 0 |
| | | Non-Design HC | 0 | 0 | 0 |
| | | Trunk Amps | 21 | 11 | 32 |
| | | Line Extenders | 10 | 9 | 19 |
| | | Equalizers | 12 | 4 | 16 |
| | | Taps (2-Port) | 11 | 29 | 40 |
| | | Taps (4-Port) | 193 | 88 | 281 |
| | | Taps (6-Port) | 0 | 0 | 0 |
| | | Taps (8-Port) | 9 | 18 | 27 |
| | | Taps (total) | 213 | 135 | 348 |
| | | 2-Way Couplers | 67 | 37 | 104 |
| | | 3-Way Couplers | 3 | 5 | 8 |
| | | Strand/Trench | 37882 | 31285 | 69167 |
| | | Poles Used | 238 | 0 | 238 |
| Cables | 0 | EX QR715-AR | 6051 | 0 | 6051 |
| | | 100 Series | 1802 | 0 | 1802 |
| | | Total EX QR715-AR | 7853 | 0 | 7853 |
| | 10 | NW QR715-AR | 31831 | 0 | 31831 |
| | | 100 Series | 16879 | 0 | 16879 |
| | | Total NW QR715-AR | 48710 | 0 | 48710 |
| | 11 | NW QR715-UG | 0 | 26961 | 26961 |
| | | 100 Series | 0 | 7477 | 7477 |
| | | 200 Series | 0 | 34 | 34 |
| | | 400 Series | 0 | 4290 | 4290 |
| | | 500 Series | 0 | 757 | 757 |
| | | Total NW QR715-UG | 0 | 39519 | 39519 |

| | | | | | |
|------------|----|------------|-----|-----|-----|
| Connectors | 0 | QR 715 P-T | 89 | 0 | 89 |
| | 10 | QR 715 P-T | 428 | 0 | 428 |
| | 11 | QR 715 P-T | 0 | 312 | 312 |

Equipment For Network file: SWU-19.

Parameters: TACOMA-750
 Actives: TACOMA-750
 Taps: TACOMA-750
 Couplers: TACOMA-750
 Cables: TACOMA-750

| Equipment type | Line # | Part Number | Ae - p1 | UG - p1 | Total - p1 | |
|-------------------|-------------------|---------------|------------|---------|------------|----|
| Actives | 1 | BLE 750-SH | 4 | 20 | 24 | |
| | 2 | BLE 750-SH | 1 | 4 | 5 | |
| | 13 | MB 750-SH | 3 | 4 | 7 | |
| | 14 | MB 750-SH | 3 | 9 | 12 | |
| | 15 | MB 750-SH | 0 | 4 | 4 | |
| | 16 | MB 750-SH | 0 | 1 | 1 | |
| | 32 | Stargate 2000 | 1 | 0 | 1 | |
| | 44 | BLE100-HSXH-F | 0 | 1 | 1 | |
| | Reserve Gain | 1 | BLE-750 AR | 4 | 20 | 24 |
| 2 | | BLE-750 AR | 1 | 4 | 5 | |
| 13 | | MB-750 AR | 3 | 4 | 7 | |
| 14 | | MB-750 AR | 3 | 9 | 12 | |
| 15 | | MB-750 AR | 0 | 4 | 4 | |
| 16 | | MB-750 AR | 0 | 1 | 1 | |
| 32 | | Stargate 2000 | 1 | 0 | 1 | |
| 44 | | | 0 | 1 | 1 | |
| Fwd Pads - Bank 1 | 1 | JXP- 0 | 2 | 9 | 11 | |
| | 2 | JXP- 1 | 3 | 4 | 7 | |
| | 3 | JXP- 2 | 1 | 4 | 5 | |
| | 4 | JXP- 3 | 2 | 9 | 11 | |
| | 5 | JXP- 4 | 1 | 5 | 6 | |
| | 6 | JXP- 5 | 0 | 2 | 2 | |
| | 7 | JXP- 6 | 0 | 2 | 2 | |
| | 8 | JXP- 7 | 1 | 1 | 2 | |
| | 9 | JXP- 8 | 1 | 2 | 3 | |
| | 10 | JXP- 9 | 0 | 2 | 2 | |
| | 11 | JXP- 10 | 1 | 1 | 2 | |
| | 14 | JXP- 13 | 0 | 2 | 2 | |
| | Ret Pads - Bank 1 | 1 | JXP- 0 | 0 | 1 | 1 |
| | | 2 | JXP- 1 | 2 | 1 | 3 |
| 3 | | JXP- 2 | 1 | 3 | 4 | |
| 4 | | JXP- 3 | 1 | 2 | 3 | |
| 5 | | JXP- 4 | 2 | 8 | 10 | |
| 6 | | JXP- 5 | 0 | 4 | 4 | |
| 7 | | JXP- 6 | 2 | 3 | 5 | |
| 8 | | JXP- 7 | 1 | 5 | 6 | |
| 9 | | JXP- 8 | 0 | 4 | 4 | |
| 10 | | JXP- 9 | 1 | 2 | 3 | |

| | | | | | |
|------------------|----|-----------------|----|----|----|
| | 11 | JXP- 10 | 1 | 2 | 3 |
| | 12 | JXP- 11 | 0 | 3 | 3 |
| | 13 | JXP- 12 | 0 | 3 | 3 |
| | 14 | JXP- 13 | 0 | 2 | 2 |
| | 16 | JXP- 15 | 1 | 0 | 1 |
| Fwd EQs - Bank 1 | 10 | SC-EQ-750- SC-1 | 1 | 1 | 2 |
| | 11 | SC-EQ-750- 0 | 1 | 2 | 3 |
| | 12 | SC-EQ-750- 2 | 1 | 1 | 2 |
| | 13 | SC-EQ-750- 4 | 1 | 6 | 7 |
| | 14 | SC-EQ-750- 6 | 3 | 6 | 9 |
| | 15 | SC-EQ-750- 8 | 1 | 8 | 9 |
| | 16 | SC-EQ-750- 10 | 2 | 6 | 8 |
| | 17 | SC-EQ-750- 12 | 1 | 6 | 7 |
| | 18 | SC-EQ-750- 14 | 1 | 4 | 5 |
| | 19 | SC-EQ-750- 16 | 0 | 3 | 3 |
| Ret EQs - Bank 1 | 1 | SEE-40- 0 | 1 | 2 | 3 |
| | 2 | SEE-40- 2 | 7 | 26 | 33 |
| | 3 | SEE-40- 4 | 4 | 14 | 18 |
| | 4 | SEE-40- 6 | 0 | 1 | 1 |
| Feeder makers | 1 | | 1 | 0 | 1 |
| Inline EQs | 2 | | 0 | 2 | 2 |
| | 5 | NEW ST SPLICE | 5 | 2 | 7 |
| | 6 | EX BL SPLICE | 0 | 4 | 4 |
| | 7 | NEW BL SPLICE | 0 | 2 | 2 |
| | 20 | CLPS-3009 SA | 1 | 0 | 1 |
| 2-Port Taps | 2 | FFT2-20K | 1 | 1 | 2 |
| | 3 | FFT2-17K | 1 | 0 | 1 |
| | 4 | FFT2-14K | 0 | 1 | 1 |
| | 5 | FFT2-10K | 3 | 7 | 10 |
| | 6 | FFT2-7K | 3 | 2 | 5 |
| | 7 | FFT2-4TK | 10 | 8 | 18 |
| 4-Port Taps | 1 | FFT4-23K | 2 | 11 | 13 |
| | 2 | FFT4-20K | 7 | 16 | 23 |
| | 3 | FFT4-17K | 8 | 26 | 34 |
| | 4 | FFT4-14K | 10 | 21 | 31 |
| | 5 | FFT4-10K | 12 | 45 | 57 |
| | 6 | FFT4-7TK | 11 | 46 | 57 |
| 8-Port Taps | 1 | FFT8-23K | 0 | 3 | 3 |
| | 2 | FFT8-20K | 0 | 3 | 3 |
| | 3 | FFT8-17K | 1 | 7 | 8 |
| | 4 | FFT8-14K | 0 | 9 | 9 |
| | 5 | FFT8-10TK | 1 | 8 | 9 |
| Couplers | 1 | LPI100 | 2 | 2 | 4 |
| | 2 | LLS102 | 4 | 18 | 22 |
| | 3 | LLS103 | 3 | 4 | 7 |
| | 4 | LDC108 | 15 | 17 | 32 |
| | 5 | LDC112 | 2 | 8 | 10 |

| | | | | | |
|-------------------|----|--------------------|-------|-------|-------|
| | 6 | LDC116 | 1 | 3 | 4 |
| | 11 | JUMPER | 16 | 18 | 34 |
| | 12 | MBD-SPLT | 2 | 1 | 3 |
| | 13 | MBD-DC10 | 0 | 8 | 8 |
| | 20 | APT 3 WAY | 0 | 1 | 1 |
| | 21 | APT 4 WAY | 0 | 1 | 1 |
| Power Supplies | 1 | XM 9015 | 2 | 2 | 4 |
| Miscellaneous | 1 | HTH Conn. | 30 | 73 | 103 |
| | 3 | Term | 9 | 28 | 37 |
| | 7 | SBH-1022 | 0 | 231 | 231 |
| | 8 | SBH-1432 | 0 | 50 | 50 |
| | 9 | PS6 | 0 | 3 | 3 |
| General BOM Info. | | Housecount | 148 | 754 | 902 |
| | | Ports | 252 | 938 | 1190 |
| | | Non-MDU Housecount | 148 | 706 | 854 |
| | | MDU Housecount | 0 | 48 | 48 |
| | | MDU Tap Ports | 0 | 16 | 16 |
| | | MDU Tap Ports Used | 0 | 8 | 8 |
| | | COM Housecount | 0 | 0 | 0 |
| | | COM Tap Ports | 0 | 0 | 0 |
| | | COM Tap Ports Used | 0 | 0 | 0 |
| | | Drop Sp. Ports | 0 | 3 | 3 |
| | | Non-Design HC | 0 | 0 | 0 |
| | | Trunk Amps | 7 | 19 | 26 |
| | | Line Extenders | 5 | 24 | 29 |
| | | Equalizers | 6 | 10 | 16 |
| | | Taps (2-Port) | 18 | 19 | 37 |
| | | Taps (4-Port) | 50 | 165 | 215 |
| | | Taps (6-Port) | 0 | 0 | 0 |
| | | Taps (8-Port) | 2 | 30 | 32 |
| | | Taps (total) | 70 | 214 | 284 |
| | | 2-Way Couplers | 36 | 75 | 111 |
| | | 3-Way Couplers | 3 | 4 | 7 |
| | | Strand/Trench | 15701 | 53543 | 69244 |
| | | Poles Used | 90 | 0 | 90 |
| Cables | 0 | EX QR715-AR | 13176 | 0 | 13176 |
| | | 100 Series | 5229 | 0 | 5229 |
| | | Total EX QR715-AR | 18405 | 0 | 18405 |
| | 10 | NW QR715-AR | 2525 | 0 | 2525 |
| | | 100 Series | 783 | 0 | 783 |
| | | Total NW QR715-AR | 3308 | 0 | 3308 |
| | 1 | EX QR715-UG | 0 | 51738 | 51738 |
| | | 100 Series | 0 | 10501 | 10501 |
| | | Total EX QR715-UG | 0 | 62239 | 62239 |
| | 11 | NW QR715-UG | 0 | 1565 | 1565 |
| | | 100 Series | 0 | 1427 | 1427 |
| | | 400 Series | 0 | 190 | 190 |

| | | | | | |
|------------|----|-------------------|-----|------|------|
| | | 500 Series | 0 | 609 | 609 |
| | | Total NW QR715-UG | 0 | 3791 | 3791 |
| | 17 | NW RG11-UG | 0 | 50 | 50 |
| | | Total NW RG11-UG | 0 | 50 | 50 |
| Connectors | 0 | QR 715 P-T | 149 | 0 | 149 |
| | 10 | QR 715 P-T | 36 | 0 | 36 |
| | 1 | QR 715 P-T | 0 | 458 | 458 |
| | 11 | QR 715 P-T | 0 | 38 | 38 |
| | 17 | RG 11 P-T | 0 | 4 | 4 |

Equipment For Network file: SWU-20.

Parameters: TACOMA-750
 Actives: TACOMA-750
 Taps: TACOMA-750
 Couplers: TACOMA-750
 Cables: TACOMA-750

| Equipment type | Line # | Part Number | Ae - p1 | UG - p1 | Total - p1 | |
|-------------------|-------------------|----------------|------------|---------|------------|----|
| Actives | 1 | BLE 750-SH | 7 | 16 | 23 | |
| | 2 | BLE 750-SH | 1 | 3 | 4 | |
| | 4 | CWS BLE 750-SH | 0 | 3 | 3 | |
| | 5 | CWS BLE 750-SH | 0 | 1 | 1 | |
| | 13 | MB 750-SH | 5 | 4 | 9 | |
| | 14 | MB 750-SH | 2 | 7 | 9 | |
| | 15 | MB 750-SH | 0 | 4 | 4 | |
| | 16 | MB 750-SH | 0 | 2 | 2 | |
| | 25 | CWS MB 750-SH | 0 | 2 | 2 | |
| | 32 | Stargate 2000 | 1 | 0 | 1 | |
| | 42 | BLE100-HSXH-F | 0 | 1 | 1 | |
| | Reserve Gain | 1 | BLE-750 AR | 7 | 16 | 23 |
| | | 2 | BLE-750 AR | 1 | 3 | 4 |
| 4 | | BLE-750 UG | 0 | 3 | 3 | |
| 5 | | BLE-750 UG | 0 | 1 | 1 | |
| 13 | | MB-750 AR | 5 | 4 | 9 | |
| 14 | | MB-750 AR | 2 | 7 | 9 | |
| 15 | | MB-750 AR | 0 | 4 | 4 | |
| 16 | | MB-750 AR | 0 | 2 | 2 | |
| 25 | | MB-750 UG | 0 | 2 | 2 | |
| 32 | | Stargate 2000 | 1 | 0 | 1 | |
| 42 | | | 0 | 1 | 1 | |
| Fwd Pads - Bank 1 | 1 | JXP- 0 | 3 | 4 | 7 | |
| | 2 | JXP- 1 | 1 | 5 | 6 | |
| | 3 | JXP- 2 | 1 | 1 | 2 | |
| | 4 | JXP- 3 | 2 | 6 | 8 | |
| | 5 | JXP- 4 | 2 | 3 | 5 | |
| | 6 | JXP- 5 | 0 | 6 | 6 | |
| | 7 | JXP- 6 | 1 | 3 | 4 | |
| | 8 | JXP- 7 | 1 | 2 | 3 | |
| | 9 | JXP- 8 | 1 | 3 | 4 | |
| | 10 | JXP- 9 | 0 | 3 | 3 | |
| | 11 | JXP- 10 | 1 | 2 | 3 | |
| | 12 | JXP- 11 | 0 | 2 | 2 | |
| | 13 | JXP- 12 | 3 | 1 | 4 | |
| | 14 | JXP- 13 | 0 | 1 | 1 | |
| | 16 | JXP- 15 | 0 | 1 | 1 | |
| | Fwd Pads - Bank 4 | 1 | NODE | 0 | 1 | 1 |

| | | | | | | |
|-------------------|-------------------|-----------------|-----------------|----|----|---|
| Ret Pads - Bank 1 | 1 | JXP- 0 | 1 | 4 | 5 | |
| | 2 | JXP- 1 | 5 | 1 | 6 | |
| | 3 | JXP- 2 | 2 | 2 | 4 | |
| | 4 | JXP- 3 | 3 | 6 | 9 | |
| | 5 | JXP- 4 | 0 | 4 | 4 | |
| | 6 | JXP- 5 | 1 | 5 | 6 | |
| | 7 | JXP- 6 | 0 | 2 | 2 | |
| | 8 | JXP- 7 | 0 | 5 | 5 | |
| | 9 | JXP- 8 | 0 | 3 | 3 | |
| | 10 | JXP- 9 | 2 | 3 | 5 | |
| | 11 | JXP- 10 | 1 | 5 | 6 | |
| | 12 | JXP- 11 | 0 | 1 | 1 | |
| | 13 | JXP- 12 | 0 | 2 | 2 | |
| | 16 | JXP- 15 | 1 | 0 | 1 | |
| | Ret Pads - Bank 4 | 1 | NODE | 0 | 1 | 1 |
| | Fwd EQs - Bank 1 | 3 | SC-EQ-750- SC-8 | 0 | 1 | 1 |
| | 5 | SC-EQ-750- SC-6 | 1 | 0 | 1 | |
| | 7 | SC-EQ-750- SC-4 | 1 | 0 | 1 | |
| | 8 | SC-EQ-750- SC-3 | 0 | 1 | 1 | |
| | 10 | SC-EQ-750- SC-1 | 0 | 2 | 2 | |
| | 11 | SC-EQ-750- 0 | 1 | 3 | 4 | |
| | 12 | SC-EQ-750- 2 | 2 | 3 | 5 | |
| | 13 | SC-EQ-750- 4 | 2 | 7 | 9 | |
| | 14 | SC-EQ-750- 6 | 2 | 9 | 11 | |
| | 15 | SC-EQ-750- 8 | 1 | 8 | 9 | |
| | 16 | SC-EQ-750- 10 | 2 | 3 | 5 | |
| | 17 | SC-EQ-750- 12 | 4 | 5 | 9 | |
| | 18 | SC-EQ-750- 14 | 0 | 1 | 1 | |
| Ret EQs - Bank 1 | 1 | SEE-40- 0 | 0 | 2 | 2 | |
| | 2 | SEE-40- 2 | 13 | 26 | 39 | |
| | 3 | SEE-40- 4 | 3 | 14 | 17 | |
| | 4 | SEE-40- 6 | 0 | 1 | 1 | |
| FeederMakers | 1 | | 1 | 0 | 1 | |
| Inline EQs | 2 | | 1 | 0 | 1 | |
| | 3 | | 4 | 0 | 4 | |
| | 5 | NEW ST SPLICE | 7 | 3 | 10 | |
| | 6 | EX BL SPLICE | 0 | 2 | 2 | |
| | 7 | NEW BL SPLICE | 0 | 4 | 4 | |
| 2-Port Taps | 2 | FFT2-20K | 0 | 2 | 2 | |
| | 4 | FFT2-14K | 1 | 5 | 6 | |
| | 5 | FFT2-10K | 7 | 9 | 16 | |
| | 6 | FFT2-7K | 0 | 5 | 5 | |
| | 7 | FFT2-4TK | 3 | 14 | 17 | |
| 4-Port Taps | 1 | FFT4-23K | 5 | 10 | 15 | |
| | 2 | FFT4-20K | 7 | 18 | 25 | |
| | 3 | FFT4-17K | 9 | 26 | 35 | |
| | 4 | FFT4-14K | 7 | 24 | 31 | |

| | | | | | |
|-------------------|----|--------------------|-------|-------|-------|
| | 5 | FFT4-10K | 12 | 32 | 44 |
| | 6 | FFT4-7TK | 13 | 44 | 57 |
| 8-Port Taps | 1 | FFT8-23K | 0 | 8 | 8 |
| | 2 | FFT8-20K | 5 | 14 | 19 |
| | 3 | FFT8-17K | 1 | 9 | 10 |
| | 4 | FFT8-14K | 1 | 20 | 21 |
| | 5 | FFT8-10TK | 2 | 10 | 12 |
| Couplers | 1 | LPI100 | 3 | 1 | 4 |
| | 2 | LLS102 | 12 | 17 | 29 |
| | 3 | LLS103 | 2 | 4 | 6 |
| | 4 | LDC108 | 11 | 8 | 19 |
| | 5 | LDC112 | 6 | 9 | 15 |
| | 11 | JUMPER | 25 | 20 | 45 |
| | 12 | MBD-SPLT | 1 | 6 | 7 |
| | 13 | MBD-DC10 | 2 | 4 | 6 |
| Power Supplies | 1 | XM 9015 | 3 | 1 | 4 |
| Miscellaneous | 1 | HTH Conn. | 42 | 70 | 112 |
| | 2 | Splice | 0 | 3 | 3 |
| | 3 | Term | 4 | 28 | 32 |
| | 7 | SBH-1022 | 0 | 244 | 244 |
| | 8 | SBH-1432 | 0 | 55 | 55 |
| | 9 | PS6 | 0 | 2 | 2 |
| General BOM Info. | | Housecount | 214 | 972 | 1186 |
| | | Ports | 306 | 1174 | 1480 |
| | | Non-MDU Housecount | 214 | 850 | 1064 |
| | | MDU Housecount | 0 | 122 | 122 |
| | | MDU Tap Ports | 0 | 30 | 30 |
| | | MDU Tap Ports Used | 0 | 15 | 15 |
| | | COM Housecount | 0 | 0 | 0 |
| | | COM Tap Ports | 0 | 0 | 0 |
| | | COM Tap Ports Used | 0 | 0 | 0 |
| | | Drop Sp. Ports | 0 | 0 | 0 |
| | | Non-Design HC | 0 | 0 | 0 |
| | | Trunk Amps | 8 | 20 | 28 |
| | | Line Extenders | 8 | 23 | 31 |
| | | Equalizers | 12 | 9 | 21 |
| | | Taps (2-Port) | 11 | 35 | 46 |
| | | Taps (4-Port) | 53 | 154 | 207 |
| | | Taps (6-Port) | 0 | 0 | 0 |
| | | Taps (8-Port) | 9 | 61 | 70 |
| | | Taps (total) | 73 | 250 | 323 |
| | | 2-Way Couplers | 45 | 65 | 110 |
| | | 3-Way Couplers | 2 | 4 | 6 |
| | | Strand/Trench | 14810 | 52534 | 67344 |
| | | Poles Used | 92 | 0 | 92 |
| Cables | 0 | EX QR715-AR | 14810 | 0 | 14810 |
| | | 100 Series | 8067 | 0 | 8067 |

| | | | | | |
|------------|----|-------------------|-------|-------|-------|
| | | Total EX QR715-AR | 22877 | 0 | 22877 |
| | 10 | 100 Series | 191 | 0 | 191 |
| | | Total NW QR715-AR | 191 | 0 | 191 |
| | 1 | EX QR715-UG | 0 | 42579 | 42579 |
| | | 100 Series | 0 | 8007 | 8007 |
| | | 500 Series | 0 | 28 | 28 |
| | | Total EX QR715-UG | 0 | 50614 | 50614 |
| | 11 | 100 Series | 0 | 533 | 533 |
| | | 400 Series | 0 | 9955 | 9955 |
| | | 500 Series | 0 | 2865 | 2865 |
| | | Total NW QR715-UG | 0 | 13353 | 13353 |
| Connectors | 0 | QR 715 P-T | 221 | 0 | 221 |
| | 10 | QR 715 P-T | 2 | 0 | 2 |
| | 1 | QR 715 P-T | 0 | 424 | 424 |
| | 11 | QR 715 P-T | 0 | 124 | 124 |

Equipment For Network file: SWU-21.

Parameters: TACOMA-750
 Actives: TACOMA-750
 Taps: TACOMA-750
 Couplers: TACOMA-750
 Cables: TACOMA-750

| Equipment type | Line # | Part Number | Ae - p1 | UG - p1 | Total - p1 | |
|-------------------|--------------|----------------|------------|---------|------------|----|
| Actives | 1 | BLE 750-SH | 5 | 5 | 10 | |
| | 2 | BLE 750-SH | 0 | 1 | 1 | |
| | 4 | CWS BLE 750-SH | 0 | 3 | 3 | |
| | 13 | MB 750-SH | 4 | 1 | 5 | |
| | 14 | MB 750-SH | 6 | 4 | 10 | |
| | 15 | MB 750-SH | 1 | 1 | 2 | |
| | 24 | CWS MB 750-SH | 0 | 3 | 3 | |
| | 25 | CWS MB 750-SH | 0 | 2 | 2 | |
| | 26 | CWS MB 750-SH | 0 | 1 | 1 | |
| | 32 | Stargate 2000 | 1 | 0 | 1 | |
| | Reserve Gain | 1 | BLE-750 AR | 5 | 5 | 10 |
| | | 2 | BLE-750 AR | 0 | 1 | 1 |
| 4 | | BLE-750 UG | 0 | 3 | 3 | |
| 13 | | MB-750 AR | 4 | 1 | 5 | |
| 14 | | MB-750 AR | 6 | 4 | 10 | |
| 15 | | MB-750 AR | 1 | 1 | 2 | |
| 24 | | MB-750 UG | 0 | 3 | 3 | |
| 25 | | MB-750 UG | 0 | 2 | 2 | |
| 26 | | MB-750 UG | 0 | 1 | 1 | |
| 32 | | Stargate 2000 | 1 | 0 | 1 | |
| Fwd Pads - Bank 1 | | 1 | JXP- 0 | 5 | 4 | 9 |
| | | 2 | JXP- 1 | 3 | 0 | 3 |
| | 3 | JXP- 2 | 1 | 3 | 4 | |
| | 4 | JXP- 3 | 1 | 1 | 2 | |
| | 5 | JXP- 4 | 1 | 4 | 5 | |
| | 6 | JXP- 5 | 0 | 3 | 3 | |
| | 7 | JXP- 6 | 0 | 1 | 1 | |
| | 8 | JXP- 7 | 1 | 1 | 2 | |
| | 10 | JXP- 9 | 1 | 3 | 4 | |
| | 11 | JXP- 10 | 2 | 1 | 3 | |
| | 15 | JXP- 14 | 1 | 0 | 1 | |
| | 16 | JXP- 15 | 1 | 0 | 1 | |
| Ret Pads - Bank 1 | 2 | JXP- 1 | 5 | 0 | 5 | |
| | 4 | JXP- 3 | 1 | 4 | 5 | |
| | 5 | JXP- 4 | 3 | 3 | 6 | |
| | 6 | JXP- 5 | 1 | 3 | 4 | |
| | 8 | JXP- 7 | 0 | 3 | 3 | |
| | 9 | JXP- 8 | 3 | 1 | 4 | |

| | | | | | |
|------------------|----|-----------------|----|----|----|
| | 10 | JXP- 9 | 0 | 3 | 3 |
| | 11 | JXP- 10 | 1 | 1 | 2 |
| | 12 | JXP- 11 | 2 | 0 | 2 |
| | 13 | JXP- 12 | 0 | 1 | 1 |
| | 14 | JXP- 13 | 0 | 1 | 1 |
| | 15 | JXP- 14 | 0 | 1 | 1 |
| | 21 | JXP- | 1 | 0 | 1 |
| Fwd EQs - Bank 1 | 8 | SC-EQ-750- SC-3 | 1 | 0 | 1 |
| | 10 | SC-EQ-750- SC-1 | 0 | 1 | 1 |
| | 11 | SC-EQ-750- 0 | 2 | 0 | 2 |
| | 12 | SC-EQ-750- 2 | 0 | 1 | 1 |
| | 13 | SC-EQ-750- 4 | 1 | 1 | 2 |
| | 14 | SC-EQ-750- 6 | 3 | 5 | 8 |
| | 15 | SC-EQ-750- 8 | 2 | 5 | 7 |
| | 16 | SC-EQ-750- 10 | 2 | 3 | 5 |
| | 17 | SC-EQ-750- 12 | 1 | 3 | 4 |
| | 18 | SC-EQ-750- 14 | 3 | 0 | 3 |
| | 19 | SC-EQ-750- 16 | 2 | 1 | 3 |
| | 20 | SC-EQ-750- 18 | 0 | 1 | 1 |
| Ret EQs - Bank 1 | 2 | SEE-40- 2 | 4 | 8 | 12 |
| | 3 | SEE-40- 4 | 9 | 12 | 21 |
| | 4 | SEE-40- 6 | 4 | 1 | 5 |
| Feeder makers | 1 | | 1 | 0 | 1 |
| Inline EQs | 5 | NEW ST SPLICE | 11 | 5 | 16 |
| | 7 | NEW BL SPLICE | 0 | 1 | 1 |
| 2-Port Taps | 4 | FFT2-14K | 1 | 7 | 8 |
| | 5 | FFT2-10K | 1 | 10 | 11 |
| | 6 | FFT2-7K | 1 | 7 | 8 |
| | 7 | FFT2-4TK | 2 | 11 | 13 |
| 4-Port Taps | 1 | FFT4-23K | 4 | 5 | 9 |
| | 2 | FFT4-20K | 14 | 6 | 20 |
| | 3 | FFT4-17K | 17 | 13 | 30 |
| | 4 | FFT4-14K | 14 | 6 | 20 |
| | 5 | FFT4-10K | 22 | 16 | 38 |
| | 6 | FFT4-7TK | 23 | 10 | 33 |
| 8-Port Taps | 1 | FFT8-23K | 1 | 2 | 3 |
| | 2 | FFT8-20K | 2 | 3 | 5 |
| | 3 | FFT8-17K | 0 | 2 | 2 |
| | 4 | FFT8-14K | 1 | 5 | 6 |
| | 5 | FFT8-10TK | 1 | 3 | 4 |
| Couplers | 1 | LPI100 | 3 | 1 | 4 |
| | 2 | LLS102 | 10 | 4 | 14 |
| | 3 | LLS103 | 2 | 2 | 4 |
| | 4 | LDC108 | 6 | 6 | 12 |
| | 5 | LDC112 | 5 | 4 | 9 |
| | 6 | LDC116 | 3 | 1 | 4 |
| | 11 | JUMPER | 46 | 12 | 58 |

| | | | | | |
|-------------------|----|--------------------|-------|-------|-------|
| | 12 | MBD-SPLT | 2 | 1 | 3 |
| | 13 | MBD-DC10 | 4 | 0 | 4 |
| Power Supplies | 1 | XM 9015 | 3 | 1 | 4 |
| Miscellaneous | 1 | HTH Conn. | 41 | 28 | 69 |
| | 2 | Splice | 1 | 3 | 4 |
| | 3 | Term | 12 | 19 | 31 |
| | 7 | SBH-1022 | 0 | 112 | 112 |
| | 8 | SBH-1432 | 0 | 23 | 23 |
| | 9 | PS6 | 0 | 2 | 2 |
| General BOM Info. | | Housecount | 293 | 552 | 845 |
| | | Ports | 426 | 414 | 840 |
| | | Non-MDU Housecount | 293 | 286 | 579 |
| | | MDU Housecount | 0 | 266 | 266 |
| | | MDU Tap Ports | 0 | 64 | 64 |
| | | MDU Tap Ports Used | 0 | 32 | 32 |
| | | COM Housecount | 0 | 0 | 0 |
| | | COM Tap Ports | 0 | 0 | 0 |
| | | COM Tap Ports Used | 0 | 0 | 0 |
| | | Drop Sp. Ports | 0 | 0 | 0 |
| | | Non-Design HC | 0 | 0 | 0 |
| | | Trunk Amps | 12 | 12 | 24 |
| | | Line Extenders | 5 | 9 | 14 |
| | | Equalizers | 11 | 6 | 17 |
| | | Taps (2-Port) | 5 | 35 | 40 |
| | | Taps (4-Port) | 94 | 56 | 150 |
| | | Taps (6-Port) | 0 | 0 | 0 |
| | | Taps (8-Port) | 5 | 15 | 20 |
| | | Taps (total) | 104 | 106 | 210 |
| | | 2-Way Couplers | 47 | 29 | 76 |
| | | 3-Way Couplers | 2 | 2 | 4 |
| | | Strand/Trench | 22927 | 19471 | 42398 |
| | | Poles Used | 138 | 0 | 138 |
| Cables | 0 | EX QR715-AR | 3701 | 0 | 3701 |
| | | 100 Series | 3294 | 0 | 3294 |
| | | Total EX QR715-AR | 6995 | 0 | 6995 |
| | 10 | NW QR715-AR | 19226 | 0 | 19226 |
| | | 100 Series | 7906 | 0 | 7906 |
| | | Total NW QR715-AR | 27132 | 0 | 27132 |
| | 1 | EX QR715-UG | 0 | 143 | 143 |
| | | Total EX QR715-UG | 0 | 143 | 143 |
| | 11 | NW QR715-UG | 0 | 12869 | 12869 |
| | | 100 Series | 0 | 3600 | 3600 |
| | | 200 Series | 0 | 10 | 10 |
| | | 400 Series | 0 | 6449 | 6449 |
| | | 500 Series | 0 | 2157 | 2157 |
| | | Total NW QR715-UG | 0 | 25085 | 25085 |
| Connectors | 0 | QR 715 P-T | 107 | 0 | 107 |

| | | | | |
|----|------------|-----|-----|-----|
| 10 | QR 715 P-T | 204 | 0 | 204 |
| 1 | QR 715 P-T | 0 | 2 | 2 |
| 11 | QR 715 P-T | 0 | 252 | 252 |

Equipment For Network file: SWU-22.

Parameters: TACOMA-750
 Actives: TACOMA-750
 Taps: TACOMA-750
 Couplers: TACOMA-750
 Cables: TACOMA-750

| Equipment type | Line # | Part Number | Ae - p1 | UG - p1 | Total - p1 | |
|-------------------|-------------------|----------------|------------|---------|------------|----|
| Actives | 1 | BLE 750-SH | 2 | 6 | 8 | |
| | 2 | BLE 750-SH | 0 | 1 | 1 | |
| | 4 | CWS BLE 750-SH | 0 | 3 | 3 | |
| | 5 | CWS BLE 750-SH | 0 | 1 | 1 | |
| | 13 | MB 750-SH | 5 | 1 | 6 | |
| | 14 | MB 750-SH | 2 | 5 | 7 | |
| | 15 | MB 750-SH | 0 | 5 | 5 | |
| | 16 | MB 750-SH | 0 | 2 | 2 | |
| | 24 | CWS MB 750-SH | 0 | 2 | 2 | |
| | 25 | CWS MB 750-SH | 0 | 1 | 1 | |
| | 32 | Stargate 2000 | 1 | 0 | 1 | |
| | Reserve Gain | 1 | BLE-750 AR | 2 | 6 | 8 |
| | | 2 | BLE-750 AR | 0 | 1 | 1 |
| 4 | | BLE-750 UG | 0 | 3 | 3 | |
| 5 | | BLE-750 UG | 0 | 1 | 1 | |
| 13 | | MB-750 AR | 5 | 1 | 6 | |
| 14 | | MB-750 AR | 2 | 5 | 7 | |
| 15 | | MB-750 AR | 0 | 5 | 5 | |
| 16 | | MB-750 AR | 0 | 2 | 2 | |
| 24 | | MB-750 UG | 0 | 2 | 2 | |
| 25 | | MB-750 UG | 0 | 1 | 1 | |
| 32 | | Stargate 2000 | 1 | 0 | 1 | |
| Fwd Pads - Bank 1 | | 1 | JXP- 0 | 1 | 4 | 5 |
| | | 2 | JXP- 1 | 1 | 1 | 2 |
| | 3 | JXP- 2 | 0 | 5 | 5 | |
| | 4 | JXP- 3 | 1 | 5 | 6 | |
| | 5 | JXP- 4 | 1 | 5 | 6 | |
| | 6 | JXP- 5 | 1 | 2 | 3 | |
| | 7 | JXP- 6 | 1 | 0 | 1 | |
| | 9 | JXP- 8 | 2 | 2 | 4 | |
| | 10 | JXP- 9 | 0 | 3 | 3 | |
| | 13 | JXP- 12 | 2 | 0 | 2 | |
| | Fwd Pads - Bank 4 | 1 | NODE | 0 | 20 | 20 |
| | Ret Pads - Bank 1 | 1 | JXP- 0 | 0 | 1 | 1 |
| | | 2 | JXP- 1 | 2 | 0 | 2 |
| 3 | | JXP- 2 | 2 | 2 | 4 | |
| 4 | | JXP- 3 | 0 | 2 | 2 | |
| 5 | | JXP- 4 | 0 | 3 | 3 | |

| | | | | | |
|-------------------|----|-----------------|----|----|----|
| | 6 | JXP- 5 | 2 | 2 | 4 |
| | 7 | JXP- 6 | 1 | 3 | 4 |
| | 8 | JXP- 7 | 0 | 3 | 3 |
| | 9 | JXP- 8 | 0 | 1 | 1 |
| | 10 | JXP- 9 | 2 | 4 | 6 |
| | 11 | JXP- 10 | 0 | 3 | 3 |
| | 12 | JXP- 11 | 0 | 1 | 1 |
| | 13 | JXP- 12 | 0 | 1 | 1 |
| | 15 | JXP- 14 | 0 | 1 | 1 |
| | 16 | JXP- 15 | 1 | 0 | 1 |
| Ret Pads - Bank 4 | 1 | NODE | 0 | 20 | 20 |
| Fwd EQs - Bank 1 | 5 | SC-EQ-750- SC-6 | 0 | 1 | 1 |
| | 9 | SC-EQ-750- SC-2 | 1 | 0 | 1 |
| | 11 | SC-EQ-750- 0 | 1 | 2 | 3 |
| | 12 | SC-EQ-750- 2 | 2 | 1 | 3 |
| | 13 | SC-EQ-750- 4 | 0 | 4 | 4 |
| | 14 | SC-EQ-750- 6 | 2 | 2 | 4 |
| | 15 | SC-EQ-750- 8 | 0 | 8 | 8 |
| | 16 | SC-EQ-750- 10 | 1 | 2 | 3 |
| | 17 | SC-EQ-750- 12 | 2 | 4 | 6 |
| | 18 | SC-EQ-750- 14 | 1 | 1 | 2 |
| | 19 | SC-EQ-750- 16 | 0 | 1 | 1 |
| | 20 | SC-EQ-750- 18 | 0 | 1 | 1 |
| Ret EQs - Bank 1 | 1 | SEE-40- 0 | 1 | 0 | 1 |
| | 2 | SEE-40- 2 | 7 | 17 | 24 |
| | 3 | SEE-40- 4 | 2 | 9 | 11 |
| | 4 | SEE-40- 6 | 0 | 1 | 1 |
| FeederMakers | 1 | | 1 | 0 | 1 |
| Inline EQs | 2 | | 0 | 3 | 3 |
| | 5 | NEW ST SPLICE | 3 | 1 | 4 |
| | 7 | NEW BL SPLICE | 0 | 1 | 1 |
| 2-Port Taps | 4 | FFT2-14K | 1 | 1 | 2 |
| | 5 | FFT2-10K | 1 | 6 | 7 |
| | 6 | FFT2-7K | 0 | 2 | 2 |
| | 7 | FFT2-4TK | 1 | 6 | 7 |
| 4-Port Taps | 1 | FFT4-23K | 4 | 2 | 6 |
| | 2 | FFT4-20K | 8 | 11 | 19 |
| | 3 | FFT4-17K | 5 | 15 | 20 |
| | 4 | FFT4-14K | 6 | 21 | 27 |
| | 5 | FFT4-10K | 12 | 30 | 42 |
| | 6 | FFT4-7TK | 12 | 33 | 45 |
| 6-Port Taps | 14 | | 0 | 1 | 1 |
| 8-Port Taps | 1 | FFT8-23K | 0 | 7 | 7 |
| | 2 | FFT8-20K | 0 | 11 | 11 |
| | 3 | FFT8-17K | 0 | 7 | 7 |
| | 4 | FFT8-14K | 1 | 8 | 9 |
| | 5 | FFT8-10TK | 0 | 15 | 15 |

| | | | | | | |
|-------------------|----------------|--------------------|-------------------|-------|-------|-------|
| Couplers | 1 | LPI100 | 2 | 2 | 4 | |
| | 2 | LLS102 | 6 | 14 | 20 | |
| | 3 | LLS103 | 1 | 3 | 4 | |
| | 4 | LDC108 | 2 | 13 | 15 | |
| | 5 | LDC112 | 4 | 8 | 12 | |
| | 6 | LDC116 | 2 | 2 | 4 | |
| | 11 | JUMPER | 11 | 16 | 27 | |
| | 12 | MBD-SPLT | 0 | 4 | 4 | |
| | 13 | MBD-DC10 | 3 | 5 | 8 | |
| | Power Supplies | 1 | XM 9015 | 2 | 2 | 4 |
| | Miscellaneous | 1 | HTH Conn. | 24 | 57 | 81 |
| | | 2 | Splice | 0 | 3 | 3 |
| | | 3 | Term | 7 | 25 | 32 |
| 7 | | SBH-1022 | 0 | 187 | 187 | |
| 8 | | SBH-1432 | 0 | 28 | 28 | |
| 9 | | PS6 | 0 | 4 | 4 | |
| General BOM Info. | | Housecount | 132 | 677 | 809 | |
| | | Ports | 202 | 868 | 1070 | |
| | | Non-MDU Housecount | 132 | 677 | 809 | |
| | | MDU Housecount | 0 | 0 | 0 | |
| | | MDU Tap Ports | 0 | 0 | 0 | |
| | | MDU Tap Ports Used | 0 | 0 | 0 | |
| | | COM Housecount | 0 | 0 | 0 | |
| | | COM Tap Ports | 0 | 0 | 0 | |
| | | COM Tap Ports Used | 0 | 0 | 0 | |
| | | Drop Sp. Ports | 0 | 0 | 0 | |
| | | Non-Design HC | 0 | 0 | 0 | |
| | | Trunk Amps | 8 | 16 | 24 | |
| | | Line Extenders | 2 | 11 | 13 | |
| | | Equalizers | 3 | 5 | 8 | |
| | | Taps (2-Port) | 3 | 15 | 18 | |
| | | Taps (4-Port) | 47 | 112 | 159 | |
| | | Taps (6-Port) | 0 | 1 | 1 | |
| | | Taps (8-Port) | 1 | 48 | 49 | |
| | | Taps (total) | 51 | 176 | 227 | |
| | | 2-Way Couplers | 30 | 64 | 94 | |
| | | 3-Way Couplers | 1 | 3 | 4 | |
| | | Strand/Trench | 11864 | 38958 | 50822 | |
| | | Poles Used | 68 | 0 | 68 | |
| | Cables | 0 | EX QR715-AR | 11864 | 0 | 11864 |
| | | | 100 Series | 7558 | 0 | 7558 |
| | | | Total EX QR715-AR | 19422 | 0 | 19422 |
| | | 1 | EX QR715-UG | 0 | 33806 | 33806 |
| | | 100 Series | 0 | 8801 | 8801 | |
| | | 200 Series | 0 | 507 | 507 | |
| | | Total EX QR715-UG | 0 | 43114 | 43114 | |
| 11 | | NW QR715-UG | 0 | 300 | 300 | |

| | | | | | |
|------------|----|-------------------|-----|------|------|
| | | 100 Series | 0 | 1242 | 1242 |
| | | 400 Series | 0 | 4345 | 4345 |
| | | 500 Series | 0 | 1932 | 1932 |
| | | Total NW QR715-UG | 0 | 7819 | 7819 |
| Connectors | 0 | QR 715 P-T | 126 | 0 | 126 |
| | 1 | QR 715 P-T | 0 | 329 | 329 |
| | 11 | QR 715 P-T | 0 | 60 | 60 |

Equipment For Network file: SWU-23.

Parameters: TACOMA-750
 Actives: TACOMA-750
 Taps: TACOMA-750
 Couplers: TACOMA-750
 Cables: TACOMA-750

| Equipment type | Line # | Part Number | Ae - p1 | UG - p1 | Total - p1 | |
|-------------------|--------------|----------------|------------|---------|------------|----|
| Actives | 1 | BLE 750-SH | 5 | 1 | 6 | |
| | 4 | CWS BLE 750-SH | 0 | 10 | 10 | |
| | 5 | CWS BLE 750-SH | 0 | 4 | 4 | |
| | 13 | MB 750-SH | 5 | 0 | 5 | |
| | 14 | MB 750-SH | 4 | 0 | 4 | |
| | 15 | MB 750-SH | 2 | 0 | 2 | |
| | 16 | MB 750-SH | 0 | 1 | 1 | |
| | 23 | CWS MB 750-SH | 0 | 4 | 4 | |
| | 24 | CWS MB 750-SH | 0 | 1 | 1 | |
| | 32 | Stargate 2000 | 1 | 0 | 1 | |
| | 44 | BLE100-HSXH-F | 1 | 0 | 1 | |
| | 47 | MB100S-2HSXH-F | 0 | 4 | 4 | |
| | 48 | MB100S-2HSXH-F | 1 | 0 | 1 | |
| | 50 | MB100S-2HSXH-F | 0 | 1 | 1 | |
| | Reserve Gain | 1 | BLE-750 AR | 5 | 1 | 6 |
| | | 4 | BLE-750 UG | 0 | 10 | 10 |
| | | 5 | BLE-750 UG | 0 | 4 | 4 |
| 13 | | MB-750 AR | 5 | 0 | 5 | |
| 14 | | MB-750 AR | 4 | 0 | 4 | |
| 15 | | MB-750 AR | 2 | 0 | 2 | |
| 16 | | MB-750 AR | 0 | 1 | 1 | |
| 23 | | MB-750 UG | 0 | 4 | 4 | |
| 24 | | MB-750 UG | 0 | 1 | 1 | |
| 32 | | Stargate 2000 | 1 | 0 | 1 | |
| 44 | | | 1 | 0 | 1 | |
| 47 | | | 0 | 4 | 4 | |
| 48 | | | 1 | 0 | 1 | |
| 50 | | 0 | 1 | 1 | | |
| Fwd Pads - Bank 1 | 1 | JXP- 0 | 4 | 2 | 6 | |
| | 2 | JXP- 1 | 4 | 0 | 4 | |
| | 3 | JXP- 2 | 1 | 1 | 2 | |
| | 4 | JXP- 3 | 2 | 2 | 4 | |
| | 7 | JXP- 6 | 0 | 2 | 2 | |
| | 8 | JXP- 7 | 2 | 4 | 6 | |
| | 10 | JXP- 9 | 2 | 2 | 4 | |
| | 11 | JXP- 10 | 2 | 2 | 4 | |
| | 12 | JXP- 11 | 0 | 1 | 1 | |
| | 13 | JXP- 12 | 0 | 4 | 4 | |

| | | | | | |
|-------------------|----|-----------------|----|----|----|
| | 14 | JXP- 13 | 0 | 1 | 1 |
| | 15 | JXP- 14 | 1 | 3 | 4 |
| | 16 | JXP- 15 | 1 | 2 | 3 |
| Ret Pads - Bank 1 | 1 | JXP- 0 | 1 | 3 | 4 |
| | 2 | JXP- 1 | 2 | 1 | 3 |
| | 3 | JXP- 2 | 4 | 1 | 5 |
| | 4 | JXP- 3 | 0 | 5 | 5 |
| | 5 | JXP- 4 | 2 | 0 | 2 |
| | 7 | JXP- 6 | 3 | 0 | 3 |
| | 8 | JXP- 7 | 1 | 2 | 3 |
| | 9 | JXP- 8 | 3 | 2 | 5 |
| | 10 | JXP- 9 | 1 | 1 | 2 |
| | 11 | JXP- 10 | 0 | 1 | 1 |
| | 12 | JXP- 11 | 0 | 4 | 4 |
| | 13 | JXP- 12 | 0 | 1 | 1 |
| | 14 | JXP- 13 | 1 | 2 | 3 |
| | 15 | JXP- 14 | 0 | 2 | 2 |
| | 16 | JXP- 15 | 1 | 1 | 2 |
| Fwd EQs - Bank 1 | 6 | SC-EQ-750- SC-5 | 0 | 1 | 1 |
| | 8 | SC-EQ-750- SC-3 | 0 | 1 | 1 |
| | 10 | SC-EQ-750- SC-1 | 1 | 2 | 3 |
| | 11 | SC-EQ-750- 0 | 1 | 0 | 1 |
| | 12 | SC-EQ-750- 2 | 3 | 3 | 6 |
| | 13 | SC-EQ-750- 4 | 1 | 8 | 9 |
| | 14 | SC-EQ-750- 6 | 3 | 6 | 9 |
| | 15 | SC-EQ-750- 8 | 5 | 4 | 9 |
| | 16 | SC-EQ-750- 10 | 2 | 0 | 2 |
| | 17 | SC-EQ-750- 12 | 3 | 0 | 3 |
| | 18 | SC-EQ-750- 14 | 0 | 1 | 1 |
| Ret EQs - Bank 1 | 1 | SEE-40- 0 | 3 | 4 | 7 |
| | 2 | SEE-40- 2 | 10 | 18 | 28 |
| | 3 | SEE-40- 4 | 6 | 4 | 10 |
| Feeder makers | 1 | | 1 | 0 | 1 |
| Inline EQs | 2 | | 5 | 1 | 6 |
| | 3 | | 1 | 10 | 11 |
| | 4 | EX ST SPLICE | 1 | 0 | 1 |
| | 5 | NEW ST SPLICE | 3 | 2 | 5 |
| | 7 | NEW BL SPLICE | 0 | 3 | 3 |
| 2-Port Taps | 2 | FFT2-20K | 1 | 1 | 2 |
| | 3 | FFT2-17K | 0 | 3 | 3 |
| | 4 | FFT2-14K | 2 | 9 | 11 |
| | 5 | FFT2-10K | 4 | 14 | 18 |
| | 6 | FFT2-7K | 2 | 16 | 18 |
| | 7 | FFT2-4TK | 6 | 28 | 34 |
| 4-Port Taps | 1 | FFT4-23K | 4 | 1 | 5 |
| | 2 | FFT4-20K | 9 | 6 | 15 |
| | 3 | FFT4-17K | 8 | 4 | 12 |

| | | | | | |
|-------------------|----|--------------------|-----|-----|------|
| | 4 | FFT4-14K | 5 | 7 | 12 |
| | 5 | FFT4-10K | 13 | 9 | 22 |
| | 6 | FFT4-7TK | 14 | 6 | 20 |
| 8-Port Taps | 1 | FFT8-23K | 1 | 0 | 1 |
| | 2 | FFT8-20K | 1 | 3 | 4 |
| | 3 | FFT8-17K | 0 | 6 | 6 |
| | 4 | FFT8-14K | 0 | 8 | 8 |
| | 5 | FFT8-10TK | 4 | 7 | 11 |
| Couplers | 1 | LPI100 | 2 | 1 | 3 |
| | 2 | LLS102 | 17 | 8 | 25 |
| | 3 | LLS103 | 4 | 5 | 9 |
| | 4 | LDC108 | 9 | 3 | 12 |
| | 5 | LDC112 | 3 | 1 | 4 |
| | 6 | LDC116 | 2 | 1 | 3 |
| | 11 | JUMPER | 78 | 10 | 88 |
| | 12 | MBD-SPLT | 2 | 4 | 6 |
| | 13 | MBD-DC10 | 2 | 0 | 2 |
| | 14 | MBD-DC8 | 0 | 1 | 1 |
| Power Supplies | 1 | XM 9015 | 3 | 0 | 3 |
| | 2 | XM 9015 CWS | 0 | 1 | 1 |
| Miscellaneous | 1 | HTH Conn. | 33 | 48 | 81 |
| | 2 | Splice | 12 | 8 | 20 |
| | 3 | Term | 9 | 22 | 31 |
| | 7 | SBH-1022 | 0 | 131 | 131 |
| | 8 | SBH-1432 | 0 | 27 | 27 |
| | 9 | PS6 | 0 | 2 | 2 |
| General BOM Info. | | Housecount | 163 | 967 | 1130 |
| | | Ports | 290 | 466 | 756 |
| | | Non-MDU Housecount | 163 | 284 | 447 |
| | | MDU Housecount | 0 | 683 | 683 |
| | | MDU Tap Ports | 0 | 130 | 130 |
| | | MDU Tap Ports Used | 0 | 62 | 62 |
| | | COM Housecount | 0 | 0 | 0 |
| | | COM Tap Ports | 0 | 0 | 0 |
| | | COM Tap Ports Used | 0 | 0 | 0 |
| | | Drop Sp. Ports | 0 | 0 | 0 |
| | | Non-Design HC | 0 | 0 | 0 |
| | | Trunk Amps | 14 | 11 | 25 |
| | | Line Extenders | 5 | 15 | 20 |
| | | Equalizers | 10 | 16 | 26 |
| | | Taps (2-Port) | 15 | 71 | 86 |
| | | Taps (4-Port) | 53 | 33 | 86 |
| | | Taps (6-Port) | 0 | 0 | 0 |
| | | Taps (8-Port) | 6 | 24 | 30 |
| | | Taps (total) | 74 | 128 | 202 |
| | | 2-Way Couplers | 53 | 29 | 82 |
| | | 3-Way Couplers | 4 | 5 | 9 |

| | Strand/Trench | 21000 | 12924 | 33924 |
|------------|-------------------|-------|-------|-------|
| | Poles Used | 140 | 0 | 140 |
| Cables | 0 EX QR715-AR | 21000 | 0 | 21000 |
| | 100 Series | 2845 | 0 | 2845 |
| | Total EX QR715-AR | 23845 | 0 | 23845 |
| | 10 100 Series | 6879 | 0 | 6879 |
| | 300 Series | 154 | 0 | 154 |
| | Total NW QR715-AR | 7033 | 0 | 7033 |
| | 1 EX QR715-UG | 0 | 7663 | 7663 |
| | 100 Series | 0 | 499 | 499 |
| | 400 Series | 0 | 2969 | 2969 |
| | 500 Series | 0 | 12374 | 12374 |
| | Total EX QR715-UG | 0 | 23505 | 23505 |
| | 11 NW QR715-UG | 0 | 2156 | 2156 |
| | 100 Series | 0 | 349 | 349 |
| | 200 Series | 0 | 136 | 136 |
| | Total NW QR715-UG | 0 | 2641 | 2641 |
| Connectors | 0 QR 715 P-T | 292 | 0 | 292 |
| | 10 QR 715 P-T | 76 | 0 | 76 |
| | 1 QR 715 P-T | 0 | 271 | 271 |
| | 11 QR 715 P-T | 0 | 30 | 30 |

Equipment For Network file: SWU-24.

Parameters: TACOMA-750
 Actives: TACOMA-750
 Taps: TACOMA-750
 Couplers: TACOMA-750
 Cables: TACOMA-750

| Equipment type | Line # | Part Number | Ae - p1 | UG - p1 | Total - p1 |
|-------------------|---------|-----------------|---------|---------|------------|
| Actives | 1 | BLE 750-SH | 2 | 2 | 4 |
| | 13 | MB 750-SH | 3 | 2 | 5 |
| | 14 | MB 750-SH | 0 | 3 | 3 |
| | 15 | MB 750-SH | 0 | 2 | 2 |
| | 32 | Stargate 2000 | 1 | 0 | 1 |
| Reserve Gain | 1 | BLE-750 AR | 2 | 2 | 4 |
| | 13 | MB-750 AR | 3 | 2 | 5 |
| | 14 | MB-750 AR | 0 | 3 | 3 |
| | 15 | MB-750 AR | 0 | 2 | 2 |
| | 32 | Stargate 2000 | 1 | 0 | 1 |
| Fwd Pads - Bank 1 | 1 | JXP- 0 | 1 | 0 | 1 |
| | 2 | JXP- 1 | 0 | 1 | 1 |
| | 3 | JXP- 2 | 1 | 2 | 3 |
| | 5 | JXP- 4 | 2 | 1 | 3 |
| | 7 | JXP- 6 | 0 | 1 | 1 |
| | 8 | JXP- 7 | 0 | 1 | 1 |
| | 10 | JXP- 9 | 1 | 1 | 2 |
| | 12 | JXP- 11 | 0 | 1 | 1 |
| | 13 | JXP- 12 | 0 | 1 | 1 |
| | 16 | JXP- 15 | 1 | 0 | 1 |
| Ret Pads - Bank 1 | 1 | JXP- 0 | 0 | 1 | 1 |
| | 2 | JXP- 1 | 1 | 0 | 1 |
| | 4 | JXP- 3 | 0 | 3 | 3 |
| | 5 | JXP- 4 | 1 | 0 | 1 |
| | 6 | JXP- 5 | 1 | 0 | 1 |
| | 8 | JXP- 7 | 0 | 2 | 2 |
| | 9 | JXP- 8 | 0 | 1 | 1 |
| | 11 | JXP- 10 | 0 | 1 | 1 |
| | 12 | JXP- 11 | 1 | 0 | 1 |
| | 14 | JXP- 13 | 0 | 1 | 1 |
| 16 | JXP- 15 | 2 | 0 | 2 | |
| Fwd EQs - Bank 1 | 8 | SC-EQ-750- SC-3 | 0 | 1 | 1 |
| | 9 | SC-EQ-750- SC-2 | 0 | 1 | 1 |
| | 11 | SC-EQ-750- 0 | 1 | 0 | 1 |
| | 12 | SC-EQ-750- 2 | 1 | 1 | 2 |
| | 13 | SC-EQ-750- 4 | 1 | 1 | 2 |
| | 14 | SC-EQ-750- 6 | 0 | 2 | 2 |
| | 16 | SC-EQ-750- 10 | 0 | 1 | 1 |

| | | | | | | |
|-------------------|----|--------------------|----|----|-----|-----|
| | 17 | SC-EQ-750- | 12 | 2 | 2 | 4 |
| | 18 | SC-EQ-750- | 14 | 1 | 0 | 1 |
| Ret EQs - Bank 1 | 1 | SEE-40- | 0 | 1 | 0 | 1 |
| | 2 | SEE-40- | 2 | 3 | 6 | 9 |
| | 3 | SEE-40- | 4 | 2 | 3 | 5 |
| FeederMakers | 1 | | | 1 | 0 | 1 |
| Inline EQs | 2 | | | 2 | 1 | 3 |
| | 3 | | | 3 | 5 | 8 |
| | 5 | NEW ST SPLICE | | 1 | 12 | 13 |
| 2-Port Taps | 2 | FFT2-20K | | 1 | 0 | 1 |
| | 5 | FFT2-10K | | 1 | 2 | 3 |
| | 6 | FFT2-7K | | 0 | 3 | 3 |
| | 7 | FFT2-4TK | | 2 | 5 | 7 |
| 4-Port Taps | 1 | FFT4-23K | | 1 | 2 | 3 |
| | 2 | FFT4-20K | | 1 | 1 | 2 |
| | 3 | FFT4-17K | | 3 | 7 | 10 |
| | 4 | FFT4-14K | | 4 | 8 | 12 |
| | 5 | FFT4-10K | | 3 | 6 | 9 |
| | 6 | FFT4-7TK | | 3 | 8 | 11 |
| 8-Port Taps | 1 | FFT8-23K | | 0 | 1 | 1 |
| | 2 | FFT8-20K | | 0 | 1 | 1 |
| | 3 | FFT8-17K | | 0 | 4 | 4 |
| | 4 | FFT8-14K | | 1 | 3 | 4 |
| | 5 | FFT8-10TK | | 2 | 5 | 7 |
| Couplers | 1 | LPI100 | | 3 | 0 | 3 |
| | 2 | LLS102 | | 1 | 2 | 3 |
| | 3 | LLS103 | | 1 | 2 | 3 |
| | 4 | LDC108 | | 6 | 4 | 10 |
| | 5 | LDC112 | | 2 | 0 | 2 |
| | 6 | LDC116 | | 3 | 0 | 3 |
| | 11 | JUMPER | | 16 | 7 | 23 |
| | 12 | MBD-SPLT | | 0 | 4 | 4 |
| | 13 | MBD-DC10 | | 1 | 0 | 1 |
| Power Supplies | 1 | XM 9015 | | 3 | 0 | 3 |
| Miscellaneous | 1 | HTH Conn. | | 12 | 15 | 27 |
| | 3 | Term | | 10 | 8 | 18 |
| | 7 | SBH-1022 | | 0 | 75 | 75 |
| | 8 | SBH-1432 | | 0 | 9 | 9 |
| General BOM Info. | | Housecount | | 56 | 259 | 315 |
| | | Ports | | 92 | 260 | 352 |
| | | Non-MDU Housecount | | 56 | 191 | 247 |
| | | MDU Housecount | | 0 | 68 | 68 |
| | | MDU Tap Ports | | 0 | 32 | 32 |
| | | MDU Tap Ports Used | | 0 | 10 | 10 |
| | | COM Housecount | | 0 | 0 | 0 |
| | | COM Tap Ports | | 0 | 0 | 0 |
| | | COM Tap Ports Used | | 0 | 0 | 0 |

| | | | | | |
|------------|----|-------------------|-------|-------|-------|
| | | Drop Sp. Ports | 0 | 0 | 0 |
| | | Non-Design HC | 0 | 0 | 0 |
| | | Trunk Amps | 4 | 7 | 11 |
| | | Line Extenders | 2 | 2 | 4 |
| | | Equalizers | 6 | 18 | 24 |
| | | Taps (2-Port) | 4 | 10 | 14 |
| | | Taps (4-Port) | 15 | 32 | 47 |
| | | Taps (6-Port) | 0 | 0 | 0 |
| | | Taps (8-Port) | 3 | 14 | 17 |
| | | Taps (total) | 22 | 56 | 78 |
| | | 2-Way Couplers | 22 | 17 | 39 |
| | | 3-Way Couplers | 1 | 2 | 3 |
| | | Strand/Trench | 8609 | 13536 | 22145 |
| | | Poles Used | 52 | 0 | 52 |
| Cables | 0 | EX QR715-AR | 6036 | 0 | 6036 |
| | | 100 Series | 4476 | 0 | 4476 |
| | | Total EX QR715-AR | 10512 | 0 | 10512 |
| | 10 | NW QR715-AR | 2573 | 0 | 2573 |
| | | 100 Series | 961 | 0 | 961 |
| | | Total NW QR715-AR | 3534 | 0 | 3534 |
| | 1 | EX QR715-UG | 0 | 13426 | 13426 |
| | | 100 Series | 0 | 3560 | 3560 |
| | | Total EX QR715-UG | 0 | 16986 | 16986 |
| | 11 | NW QR715-UG | 0 | 110 | 110 |
| | | 100 Series | 0 | 28 | 28 |
| | | Total NW QR715-UG | 0 | 138 | 138 |
| Connectors | 0 | QR 715 P-T | 65 | 0 | 65 |
| | 10 | QR 715 P-T | 36 | 0 | 36 |
| | 1 | QR 715 P-T | 0 | 152 | 152 |
| | 11 | QR 715 P-T | 0 | 2 | 2 |

Equipment For Network file: SWU-25.

Parameters: TACOMA-750
 Actives: TACOMA-750
 Taps: TACOMA-750
 Couplers: TACOMA-750
 Cables: TACOMA-750

| Equipment type | Line # | Part Number | Ae - p1 | UG - p1 | Total - p1 | |
|-------------------|--------------|----------------|------------|---------|------------|---|
| Actives | 1 | BLE 750-SH | 3 | 5 | 8 | |
| | 2 | BLE 750-SH | 0 | 1 | 1 | |
| | 5 | CWS BLE 750-SH | 1 | 0 | 1 | |
| | 13 | MB 750-SH | 3 | 3 | 6 | |
| | 14 | MB 750-SH | 2 | 5 | 7 | |
| | 15 | MB 750-SH | 2 | 0 | 2 | |
| | 16 | MB 750-SH | 0 | 1 | 1 | |
| | 23 | CWS MB 750-SH | 0 | 1 | 1 | |
| | 24 | CWS MB 750-SH | 0 | 2 | 2 | |
| | 32 | Stargate 2000 | 1 | 0 | 1 | |
| | 42 | BLE100-HSXH-F | 2 | 2 | 4 | |
| | Reserve Gain | 1 | BLE-750 AR | 3 | 5 | 8 |
| | | 2 | BLE-750 AR | 0 | 1 | 1 |
| 5 | | BLE-750 UG | 1 | 0 | 1 | |
| 13 | | MB-750 AR | 3 | 3 | 6 | |
| 14 | | MB-750 AR | 2 | 5 | 7 | |
| 15 | | MB-750 AR | 2 | 0 | 2 | |
| 16 | | MB-750 AR | 0 | 1 | 1 | |
| 23 | | MB-750 UG | 0 | 1 | 1 | |
| 24 | | MB-750 UG | 0 | 2 | 2 | |
| 32 | | Stargate 2000 | 1 | 0 | 1 | |
| Fwd Pads - Bank 1 | 42 | | 2 | 2 | 4 | |
| | 1 | JXP- 0 | 2 | 4 | 6 | |
| | 2 | JXP- 1 | 2 | 2 | 4 | |
| | 3 | JXP- 2 | 0 | 1 | 1 | |
| | 4 | JXP- 3 | 1 | 1 | 2 | |
| | 5 | JXP- 4 | 5 | 3 | 8 | |
| | 6 | JXP- 5 | 0 | 1 | 1 | |
| | 7 | JXP- 6 | 1 | 1 | 2 | |
| | 8 | JXP- 7 | 1 | 0 | 1 | |
| | 9 | JXP- 8 | 1 | 1 | 2 | |
| | 10 | JXP- 9 | 0 | 1 | 1 | |
| | 11 | JXP- 10 | 0 | 2 | 2 | |
| | 12 | JXP- 11 | 0 | 1 | 1 | |
| | 14 | JXP- 13 | 0 | 2 | 2 | |
| | 15 | JXP- 14 | 1 | 0 | 1 | |
| Ret Pads - Bank 1 | 1 | JXP- 0 | 1 | 0 | 1 | |
| | 2 | JXP- 1 | 0 | 3 | 3 | |

| | | | | | |
|------------------|----|-----------------|----|----|----|
| | 3 | JXP- 2 | 3 | 1 | 4 |
| | 4 | JXP- 3 | 1 | 2 | 3 |
| | 5 | JXP- 4 | 1 | 4 | 5 |
| | 6 | JXP- 5 | 1 | 1 | 2 |
| | 7 | JXP- 6 | 1 | 3 | 4 |
| | 8 | JXP- 7 | 1 | 1 | 2 |
| | 9 | JXP- 8 | 0 | 2 | 2 |
| | 10 | JXP- 9 | 1 | 0 | 1 |
| | 11 | JXP- 10 | 0 | 1 | 1 |
| | 12 | JXP- 11 | 1 | 0 | 1 |
| | 13 | JXP- 12 | 1 | 1 | 2 |
| | 14 | JXP- 13 | 1 | 1 | 2 |
| | 16 | JXP- 15 | 1 | 0 | 1 |
| Fwd EQs - Bank 1 | 7 | SC-EQ-750- SC-4 | 0 | 1 | 1 |
| | 8 | SC-EQ-750- SC-3 | 0 | 1 | 1 |
| | 9 | SC-EQ-750- SC-2 | 0 | 1 | 1 |
| | 11 | SC-EQ-750- 0 | 1 | 1 | 2 |
| | 13 | SC-EQ-750- 4 | 3 | 4 | 7 |
| | 14 | SC-EQ-750- 6 | 2 | 1 | 3 |
| | 15 | SC-EQ-750- 8 | 3 | 4 | 7 |
| | 16 | SC-EQ-750- 10 | 1 | 1 | 2 |
| | 17 | SC-EQ-750- 12 | 3 | 2 | 5 |
| | 18 | SC-EQ-750- 14 | 1 | 3 | 4 |
| | 19 | SC-EQ-750- 16 | 0 | 1 | 1 |
| Ret EQs - Bank 1 | 2 | SEE-40- 2 | 7 | 10 | 17 |
| | 3 | SEE-40- 4 | 7 | 8 | 15 |
| | 4 | SEE-40- 6 | 0 | 2 | 2 |
| Feeder makers | 1 | | 1 | 0 | 1 |
| Inline EQs | 2 | | 1 | 3 | 4 |
| | 3 | | 0 | 3 | 3 |
| | 4 | EX ST SPLICE | 2 | 0 | 2 |
| | 5 | NEW ST SPLICE | 11 | 4 | 15 |
| | 7 | NEW BL SPLICE | 0 | 2 | 2 |
| 2-Port Taps | 3 | FFT2-17K | 0 | 3 | 3 |
| | 5 | FFT2-10K | 0 | 4 | 4 |
| | 6 | FFT2-7K | 1 | 0 | 1 |
| | 7 | FFT2-4TK | 3 | 8 | 11 |
| 4-Port Taps | 1 | FFT4-23K | 0 | 7 | 7 |
| | 2 | FFT4-20K | 1 | 12 | 13 |
| | 3 | FFT4-17K | 5 | 15 | 20 |
| | 4 | FFT4-14K | 1 | 22 | 23 |
| | 5 | FFT4-10K | 7 | 30 | 37 |
| | 6 | FFT4-7TK | 5 | 24 | 29 |
| 8-Port Taps | 1 | FFT8-23K | 0 | 1 | 1 |
| | 2 | FFT8-20K | 0 | 5 | 5 |
| | 3 | FFT8-17K | 1 | 4 | 5 |
| | 4 | FFT8-14K | 0 | 6 | 6 |

| | | | | | |
|-------------------|----|--------------------|-------|-------|-------|
| | 5 | FFT8-10TK | 1 | 10 | 11 |
| Couplers | 1 | LPI100 | 3 | 0 | 3 |
| | 2 | LLS102 | 9 | 8 | 17 |
| | 3 | LLS103 | 4 | 4 | 8 |
| | 4 | LDC108 | 7 | 5 | 12 |
| | 5 | LDC112 | 2 | 2 | 4 |
| | 6 | LDC116 | 3 | 1 | 4 |
| | 11 | JUMPER | 11 | 12 | 23 |
| | 12 | MBD-SPLT | 2 | 3 | 5 |
| | 13 | MBD-DC10 | 3 | 4 | 7 |
| Power Supplies | 1 | XM 9015 | 3 | 1 | 4 |
| Miscellaneous | 1 | HTH Conn. | 23 | 25 | 48 |
| | 2 | Splice | 2 | 3 | 5 |
| | 3 | Term | 9 | 26 | 35 |
| | 7 | SBH-1022 | 0 | 168 | 168 |
| | 8 | SBH-1432 | 0 | 24 | 24 |
| | 9 | PS6 | 0 | 1 | 1 |
| General BOM Info. | | Housecount | 34 | 511 | 545 |
| | | Ports | 100 | 678 | 778 |
| | | Non-MDU Housecount | 34 | 495 | 529 |
| | | MDU Housecount | 0 | 16 | 16 |
| | | MDU Tap Ports | 0 | 4 | 4 |
| | | MDU Tap Ports Used | 0 | 2 | 2 |
| | | COM Housecount | 0 | 0 | 0 |
| | | COM Tap Ports | 0 | 0 | 0 |
| | | COM Tap Ports Used | 0 | 0 | 0 |
| | | Drop Sp. Ports | 0 | 0 | 0 |
| | | Non-Design HC | 0 | 0 | 0 |
| | | Trunk Amps | 10 | 14 | 24 |
| | | Line Extenders | 4 | 6 | 10 |
| | | Equalizers | 14 | 12 | 26 |
| | | Taps (2-Port) | 4 | 15 | 19 |
| | | Taps (4-Port) | 19 | 110 | 129 |
| | | Taps (6-Port) | 0 | 0 | 0 |
| | | Taps (8-Port) | 2 | 26 | 28 |
| | | Taps (total) | 25 | 151 | 176 |
| | | 2-Way Couplers | 38 | 35 | 73 |
| | | 3-Way Couplers | 4 | 4 | 8 |
| | | Strand/Trench | 13629 | 34175 | 47804 |
| | | Poles Used | 73 | 0 | 73 |
| Cables | 0 | EX QR715-AR | 5601 | 0 | 5601 |
| | | 100 Series | 3465 | 0 | 3465 |
| | | Total EX QR715-AR | 9066 | 0 | 9066 |
| | 10 | NW QR715-AR | 8028 | 0 | 8028 |
| | | 100 Series | 3531 | 0 | 3531 |
| | | Total NW QR715-AR | 11559 | 0 | 11559 |
| | 1 | EX QR715-UG | 0 | 5542 | 5542 |

| | | | | | |
|------------|----|-------------------|----|-------|-------|
| | | 100 Series | 0 | 2194 | 2194 |
| | | 200 Series | 0 | 52 | 52 |
| | | Total EX QR715-UG | 0 | 7788 | 7788 |
| | 7 | EX RG11-UG | 0 | 275 | 275 |
| | | Total EX RG11-UG | 0 | 275 | 275 |
| | 11 | NW QR715-UG | 0 | 18629 | 18629 |
| | | 100 Series | 0 | 4060 | 4060 |
| | | 200 Series | 0 | 60 | 60 |
| | | 400 Series | 0 | 9617 | 9617 |
| | | 500 Series | 0 | 2329 | 2329 |
| | | Total NW QR715-UG | 0 | 34695 | 34695 |
| Connectors | 0 | QR 715 P-T | 55 | 0 | 55 |
| | 10 | QR 715 P-T | 70 | 0 | 70 |
| | 1 | QR 715 P-T | 0 | 58 | 58 |
| | 7 | RG 11 P-T | 0 | 2 | 2 |
| | 11 | QR 715 P-T | 0 | 308 | 308 |

Equipment For Network file: SWU-26.

Parameters: TACOMA-750
 Actives: TACOMA-750
 Taps: TACOMA-750
 Couplers: TACOMA-750
 Cables: TACOMA-750

| Equipment type | Line # | Part Number | Ae - p1 | UG - p1 | Total - p1 | |
|-------------------|-------------------|----------------|------------|---------|------------|----|
| Actives | 1 | BLE 750-SH | 1 | 3 | 4 | |
| | 4 | CWS BLE 750-SH | 0 | 4 | 4 | |
| | 5 | CWS BLE 750-SH | 0 | 1 | 1 | |
| | 13 | MB 750-SH | 2 | 3 | 5 | |
| | 14 | MB 750-SH | 0 | 5 | 5 | |
| | 15 | MB 750-SH | 1 | 2 | 3 | |
| | 24 | CWS MB 750-SH | 0 | 2 | 2 | |
| | 25 | CWS MB 750-SH | 1 | 1 | 2 | |
| | 32 | Stargate 2000 | 1 | 0 | 1 | |
| | 42 | BLE100-HSXH-F | 0 | 2 | 2 | |
| | Reserve Gain | 1 | BLE-750 AR | 1 | 3 | 4 |
| | | 4 | BLE-750 UG | 0 | 4 | 4 |
| | | 5 | BLE-750 UG | 0 | 1 | 1 |
| 13 | | MB-750 AR | 2 | 3 | 5 | |
| 14 | | MB-750 AR | 0 | 5 | 5 | |
| 15 | | MB-750 AR | 1 | 2 | 3 | |
| 24 | | MB-750 UG | 0 | 2 | 2 | |
| 25 | | MB-750 UG | 1 | 1 | 2 | |
| 32 | | Stargate 2000 | 1 | 0 | 1 | |
| 42 | | | 0 | 2 | 2 | |
| Fwd Pads - Bank 1 | 1 | JXP- 0 | 1 | 2 | 3 | |
| | 2 | JXP- 1 | 0 | 2 | 2 | |
| | 3 | JXP- 2 | 1 | 3 | 4 | |
| | 4 | JXP- 3 | 0 | 1 | 1 | |
| | 5 | JXP- 4 | 0 | 3 | 3 | |
| | 6 | JXP- 5 | 1 | 2 | 3 | |
| | 7 | JXP- 6 | 0 | 2 | 2 | |
| | 8 | JXP- 7 | 1 | 1 | 2 | |
| | 9 | JXP- 8 | 1 | 1 | 2 | |
| | 10 | JXP- 9 | 0 | 1 | 1 | |
| | 11 | JXP- 10 | 1 | 1 | 2 | |
| | 12 | JXP- 11 | 0 | 2 | 2 | |
| | 15 | JXP- 14 | 0 | 1 | 1 | |
| | 16 | JXP- 15 | 0 | 1 | 1 | |
| | Fwd Pads - Bank 4 | 1 | NODE | 1 | 10 | 11 |
| | Ret Pads - Bank 1 | 3 | JXP- 2 | 1 | 0 | 1 |
| 4 | | JXP- 3 | 1 | 0 | 1 | |
| 5 | | JXP- 4 | 1 | 3 | 4 | |

| | | | | | |
|-------------------|----|-----------------|---|----|----|
| | 6 | JXP- 5 | 0 | 2 | 2 |
| | 7 | JXP- 6 | 1 | 3 | 4 |
| | 8 | JXP- 7 | 0 | 3 | 3 |
| | 9 | JXP- 8 | 0 | 3 | 3 |
| | 10 | JXP- 9 | 0 | 2 | 2 |
| | 11 | JXP- 10 | 0 | 1 | 1 |
| | 12 | JXP- 11 | 1 | 4 | 5 |
| | 14 | JXP- 13 | 0 | 2 | 2 |
| | 16 | JXP- 15 | 1 | 0 | 1 |
| Ret Pads - Bank 4 | 1 | NODE | 1 | 10 | 11 |
| Fwd EQs - Bank 1 | 10 | SC-EQ-750- SC-1 | 0 | 1 | 1 |
| | 11 | SC-EQ-750- 0 | 1 | 1 | 2 |
| | 12 | SC-EQ-750- 2 | 1 | 1 | 2 |
| | 13 | SC-EQ-750- 4 | 0 | 2 | 2 |
| | 14 | SC-EQ-750- 6 | 2 | 6 | 8 |
| | 15 | SC-EQ-750- 8 | 1 | 2 | 3 |
| | 16 | SC-EQ-750- 10 | 0 | 4 | 4 |
| | 17 | SC-EQ-750- 12 | 1 | 4 | 5 |
| | 19 | SC-EQ-750- 16 | 0 | 1 | 1 |
| | 20 | SC-EQ-750- 18 | 0 | 1 | 1 |
| Ret EQs - Bank 1 | 2 | SEE-40- 2 | 3 | 14 | 17 |
| | 3 | SEE-40- 4 | 3 | 8 | 11 |
| | 4 | SEE-40- 6 | 0 | 1 | 1 |
| FeederMakers | 1 | | 1 | 0 | 1 |
| Inline EQs | 2 | | 1 | 0 | 1 |
| | 3 | | 1 | 6 | 7 |
| | 5 | NEW ST SPLICE | 3 | 15 | 18 |
| | 7 | NEW BL SPLICE | 0 | 6 | 6 |
| 2-Port Taps | 2 | FFT2-20K | 0 | 2 | 2 |
| | 3 | FFT2-17K | 1 | 0 | 1 |
| | 4 | FFT2-14K | 0 | 2 | 2 |
| | 5 | FFT2-10K | 0 | 1 | 1 |
| | 6 | FFT2-7K | 0 | 1 | 1 |
| | 7 | FFT2-4TK | 1 | 9 | 10 |
| 4-Port Taps | 1 | FFT4-23K | 2 | 2 | 4 |
| | 2 | FFT4-20K | 1 | 6 | 7 |
| | 3 | FFT4-17K | 1 | 9 | 10 |
| | 4 | FFT4-14K | 0 | 11 | 11 |
| | 5 | FFT4-10K | 3 | 18 | 21 |
| | 6 | FFT4-7TK | 0 | 21 | 21 |
| 8-Port Taps | 1 | FFT8-23K | 0 | 3 | 3 |
| | 2 | FFT8-20K | 0 | 9 | 9 |
| | 3 | FFT8-17K | 0 | 9 | 9 |
| | 4 | FFT8-14K | 0 | 16 | 16 |
| | 5 | FFT8-10TK | 0 | 8 | 8 |
| Couplers | 1 | LPI100 | 1 | 1 | 2 |
| | 2 | LLS102 | 2 | 12 | 14 |

| | | | | | |
|-------------------|----|--------------------|------|-------|-------|
| | 3 | LLS103 | 0 | 4 | 4 |
| | 4 | LDC108 | 1 | 4 | 5 |
| | 5 | LDC112 | 0 | 3 | 3 |
| | 6 | LDC116 | 1 | 1 | 2 |
| | 11 | JUMPER | 17 | 13 | 30 |
| | 12 | MBD-SPLT | 1 | 2 | 3 |
| | 13 | MBD-DC10 | 0 | 4 | 4 |
| Power Supplies | 1 | XM 9015 | 1 | 1 | 2 |
| Miscellaneous | 1 | HTH Conn. | 10 | 35 | 45 |
| | 3 | Term | 3 | 18 | 21 |
| | 7 | SBH-1022 | 0 | 155 | 155 |
| | 8 | SBH-1432 | 0 | 22 | 22 |
| | 9 | PS6 | 0 | 2 | 2 |
| General BOM Info. | | Housecount | 20 | 659 | 679 |
| | | Ports | 32 | 658 | 690 |
| | | Non-MDU Housecount | 20 | 524 | 544 |
| | | MDU Housecount | 0 | 135 | 135 |
| | | MDU Tap Ports | 0 | 18 | 18 |
| | | MDU Tap Ports Used | 0 | 9 | 9 |
| | | COM Housecount | 0 | 0 | 0 |
| | | COM Tap Ports | 0 | 0 | 0 |
| | | COM Tap Ports Used | 0 | 0 | 0 |
| | | Drop Sp. Ports | 0 | 0 | 0 |
| | | Non-Design HC | 0 | 0 | 0 |
| | | Trunk Amps | 5 | 15 | 20 |
| | | Line Extenders | 1 | 8 | 9 |
| | | Equalizers | 5 | 27 | 32 |
| | | Taps (2-Port) | 2 | 15 | 17 |
| | | Taps (4-Port) | 7 | 67 | 74 |
| | | Taps (6-Port) | 0 | 0 | 0 |
| | | Taps (8-Port) | 0 | 45 | 45 |
| | | Taps (total) | 9 | 127 | 136 |
| | | 2-Way Couplers | 14 | 40 | 54 |
| | | 3-Way Couplers | 0 | 4 | 4 |
| | | Strand/Trench | 4433 | 33310 | 37743 |
| | | Poles Used | 23 | 0 | 23 |
| Cables | 0 | EX QR715-AR | 4433 | 0 | 4433 |
| | | 100 Series | 1204 | 0 | 1204 |
| | | Total EX QR715-AR | 5637 | 0 | 5637 |
| | 1 | EX QR715-UG | 0 | 30270 | 30270 |
| | | 100 Series | 0 | 9458 | 9458 |
| | | Total EX QR715-UG | 0 | 39728 | 39728 |
| | 11 | NW QR715-UG | 0 | 500 | 500 |
| | | 100 Series | 0 | 125 | 125 |
| | | 400 Series | 0 | 2540 | 2540 |
| | | 500 Series | 0 | 1040 | 1040 |
| | | Total NW QR715-UG | 0 | 4205 | 4205 |

| | | | | | |
|------------|----|------------|----|-----|-----|
| Connectors | 0 | QR 715 P-T | 49 | 0 | 49 |
| | 1 | QR 715 P-T | 0 | 298 | 298 |
| | 11 | QR 715 P-T | 0 | 41 | 41 |

Exhibit A2.4 - Hub Site Equipment

| Description | Hub Location | Serial Number/Model # |
|------------------------------|--------------|-----------------------|
| CNDTN9912A - DTN Core Router | C-DTN | F999999 |
| CNDTS9912A - DTS Core Router | C-DTS | F999999 |
| CNSW 10012A CMTS Router | C-BBS-SW | SPE121001GC |
| CNNW - CMTS Router CBR 8 | C-BBS-NW | FXS2028Q44Y |
| CNSE 10012A CMTS Router | C-BBS-SE | SPE12290247 |
| CNNE 10012A CMTS Router | C-BBS-NE | SPE132801G0 |
| | | |
| NE NSG-40G EdgeQAM | C-BBS-NE | F999999 |
| NE Hub DTI TimeCreator | C-BBS-NE | F999999 |
| SE NSG9000-1 EdgeQam | C-BBS-SE | 151113677 |
| SE NSG9000-2 EdgeQam | C-BBS-SE | F999999 |
| SE Hub DTI TimeCreator | C-BBS-SE | F999999 |
| SW NSG 40G -#1 | C-BBS-SW | F999999 |
| SW NSG 40G -#2 | C-BBS-SW | F999999 |
| SW Hub TimeCreator DTI | C-BBS-SW | F999999 |
| | | |

Exhibit A2.4 - Hub Site Equipment

| | | |
|---------------------------|----------|-----------------|
| | | |
| NW DTN CBR8 - CMTS Router | C-BBS-NW | SN: FXS2028Q44Y |
| NW DTN CBR8 - CMTS Router | C-BBS-NW | SN: CAT2043E3CE |
| NW DTN CBR8 - CMTS Router | C-BBS-NW | SN: CAT2043E3CE |
| NW DTN CBR8 - CMTS Router | C-BBS-NW | SN: CAT2043E34E |
| NW DTN CBR8 - CMTS Router | C-BBS-NW | SN: CAT2039E3ZX |
| NW DTN CBR8 - CMTS Router | C-BBS-NW | SN: CAT2044E166 |
| NW DTN CBR8 - CMTS Router | C-BBS-NW | SN: CAT2042E685 |
| NW DTN CBR8 - CMTS Router | C-BBS-NW | SN: CAT2043E3BC |
| NW DTN CBR8 - CMTS Router | C-BBS-NW | SN: CAT2043E3BC |
| NW DTN CBR8 - CMTS Router | C-BBS-NW | SN: CAT2043E1S5 |
| NW DTN CBR8 - CMTS Router | C-BBS-NW | SN: CAT2042E2X1 |
| NW DTN CBR8 - CMTS Router | C-BBS-NW | SN: CAT2044E163 |
| NW DTN CBR8 - CMTS Router | C-BBS-NW | SN: CAT2042E1SN |
| NW DTN CBR8 - CMTS Router | C-BBS-NW | SN: CAT2043E3DN |
| NW DTN CBR8 - CMTS Router | C-BBS-NW | SN: CAT2043E3DN |
| NW DTN CBR8 - CMTS Router | C-BBS-NW | SN: CAT2043E1PP |
| NW DTN CBR8 - CMTS Router | C-BBS-NW | SN: CAT2044E07A |
| NW DTN CBR8 - CMTS Router | C-BBS-NW | SN: CAT2044E134 |
| NW DTN CBR8 - CMTS Router | C-BBS-NW | SN: CAT2042E1XH |
| NW DTN CBR8 - CMTS Router | C-BBS-NW | SN: CAT2043E3CC |
| NW DTN CBR8 - CMTS Router | C-BBS-NW | SN: CAT2043E3CC |
| NW DTN CBR8 - CMTS Router | C-BBS-NW | SN: CAT2043E34P |
| NW DTN CBR8 - CMTS Router | C-BBS-NW | SN: CAT2042E4B1 |
| NW DTN CBR8 - CMTS Router | C-BBS-NW | SN: CAT2044E169 |
| NW DTN CBR8 - CMTS Router | C-BBS-NW | SN: CAT2044E0FM |
| NW DTN CBR8 - CMTS Router | C-BBS-NW | SN: CAT2036E1P1 |
| NW DTN CBR8 - CMTS Router | C-BBS-NW | SN: CAT2036E1P1 |
| NW DTN CBR8 - CMTS Router | C-BBS-NW | SN: MSA20320M4M |
| NW DTN CBR8 - CMTS Router | C-BBS-NW | SN: CAT2038E0UD |
| NW DTN CBR8 - CMTS Router | C-BBS-NW | SN: CAT2042E1H3 |
| NW DTN CBR8 - CMTS Router | C-BBS-NW | SN: FLJ1920K00B |
| NW DTN CBR8 - CMTS Router | C-BBS-NW | SN: FLJ1920K00C |
| NW DTN CBR8 - CMTS Router | C-BBS-NW | SN: CAT2042E3K9 |
| NW DTN CBR8 - CMTS Router | C-BBS-NW | SN: CAT2039E3AF |
| NW DTN CBR8 - CMTS Router | C-BBS-NW | SN: CAT2039E3AF |
| NW DTN CBR8 - CMTS Router | C-BBS-NW | SN: MSA20320M1X |
| NW DTN CBR8 - CMTS Router | C-BBS-NW | SN: CAT2039E393 |
| NW DTN CBR8 - CMTS Router | C-BBS-NW | SN: CAT2042E1B8 |
| NW DTN CBR8 - CMTS Router | C-BBS-NW | SN: AV801VN |
| NW DTN CBR8 - CMTS Router | C-BBS-NW | SN: CSSLRH30252 |
| NW DTN CBR8 - CMTS Router | C-BBS-NW | SN: CAT2042E3CD |
| NW DTN CBR8 - CMTS Router | C-BBS-NW | SN: CAT2043E3HM |
| NW DTN CBR8 - CMTS Router | C-BBS-NW | SN: CAT2043E3HM |
| NW DTN CBR8 - CMTS Router | C-BBS-NW | SN: CAT2044E08A |
| NW DTN CBR8 - CMTS Router | C-BBS-NW | SN: CAT2044E04Q |

Exhibit A2.4 - Hub Site Equipment

| | | |
|---------------------------|----------|-----------------|
| NW DTN CBR8 - CMTS Router | C-BBS-NW | SN: CAT2044E14A |
| NW DTN CBR8 - CMTS Router | C-BBS-NW | SN: CAT2044E0EF |
| NW DTN CBR8 - CMTS Router | C-BBS-NW | SN: CAT2043E39W |
| NW DTN CBR8 - CMTS Router | C-BBS-NW | SN: CAT2043E39W |
| NW DTN CBR8 - CMTS Router | C-BBS-NW | SN: CAT2044E04G |
| NW DTN CBR8 - CMTS Router | C-BBS-NW | SN: CAT2043E1RU |
| NW DTN CBR8 - CMTS Router | C-BBS-NW | SN: CAT2044E136 |
| NW DTN CBR8 - CMTS Router | C-BBS-NW | SN: CAT2042E3YK |
| NW DTN CBR8 - CMTS Router | C-BBS-NW | SN: CAT2043E3E6 |
| NW DTN CBR8 - CMTS Router | C-BBS-NW | SN: CAT2043E3E6 |
| NW DTN CBR8 - CMTS Router | C-BBS-NW | SN: CAT2044E00V |
| NW DTN CBR8 - CMTS Router | C-BBS-NW | SN: CAT2044E03D |
| NW DTN CBR8 - CMTS Router | C-BBS-NW | SN: CAT2044E164 |
| NW DTN CBR8 - CMTS Router | C-BBS-NW | SN: CAT2042E1Y7 |
| NW DTN CBR8 - CMTS Router | C-BBS-NW | SN: CAT2043E3HR |
| NW DTN CBR8 - CMTS Router | C-BBS-NW | SN: CAT2043E3HR |
| NW DTN CBR8 - CMTS Router | C-BBS-NW | SN: CAT2044E01E |
| NW DTN CBR8 - CMTS Router | C-BBS-NW | SN: CAT2044E032 |
| NW DTN CBR8 - CMTS Router | C-BBS-NW | SN: CAT2044E165 |
| NW DTN CBR8 - CMTS Router | C-BBS-NW | SN: CAT2042E176 |
| NW DTN CBR8 - CMTS Router | C-BBS-NW | SN: DTM202800G5 |
| NW DTN CBR8 - CMTS Router | C-BBS-NW | SN: DTM202800G0 |
| NW DTN CBR8 - CMTS Router | C-BBS-NW | SN: DTM202800G1 |
| NW DTN CBR8 - CMTS Router | C-BBS-NW | SN: DTM202800FZ |
| NW DTN CBR8 - CMTS Router | C-BBS-NW | SN: DTM202800G3 |
| NW DTN CBR8 - CMTS Router | C-BBS-NW | SN: FXS203605YB |
| NW DTN CBR8 - CMTS Router | C-BBS-NW | SN: FXS203605Z1 |
| NW DTN CBR8 - CMTS Router | C-BBS-NW | SN: FXS203605R2 |
| NW DTN CBR8 - CMTS Router | C-BBS-NW | SN: FXS203605WH |
| NW DTN CBR8 - CMTS Router | C-BBS-NW | SN: FXS203605RP |
| NW DTN CBR8 - CMTS Router | C-BBS-NW | SN: FXS202600D4 |
| NW DTN CBR8 - CMTS Router | C-BBS-NW | SN: CAT2043E2R9 |
| NW DTN CBR8 - CMTS Router | C-BBS-NW | SN: CAT2043E2P2 |
| | | |

Exhibit A2.4 - Hub Site Equipment

| | | |
|-------------------------|----------|----------------------|
| CNSE 10012A CMTS Router | C-BBS-SE | SN: SPE12290247 |
| CNSE 10012A CMTS Router | C-BBS-SE | SN: CD160218013 |
| CNSE 10012A CMTS Router | C-BBS-SE | SN: 13253104 |
| CNSE 10012A CMTS Router | C-BBS-SE | SN: 13253092 |
| CNSE 10012A CMTS Router | C-BBS-SE | SN: 13253116 |
| CNSE 10012A CMTS Router | C-BBS-SE | SN: 13254664 |
| CNSE 10012A CMTS Router | C-BBS-SE | SN: CAT1834E0LR |
| CNSE 10012A CMTS Router | C-BBS-SE | SN: 07A40F03EC775CD4 |
| CNSE 10012A CMTS Router | C-BBS-SE | SN: UNIGEN-000008016 |
| CNSE 10012A CMTS Router | C-BBS-SE | SN: CD160218014 |
| CNSE 10012A CMTS Router | C-BBS-SE | SN: 13253104 |
| CNSE 10012A CMTS Router | C-BBS-SE | SN: 13253092 |
| CNSE 10012A CMTS Router | C-BBS-SE | SN: 13253116 |
| CNSE 10012A CMTS Router | C-BBS-SE | SN: 13254664 |
| CNSE 10012A CMTS Router | C-BBS-SE | SN: CAT831E05H |
| CNSE 10012A CMTS Router | C-BBS-SE | SN: 07A302035113DBB7 |
| CNSE 10012A CMTS Router | C-BBS-SE | SN: UNIGEN-000006989 |
| CNSE 10012A CMTS Router | C-BBS-SE | SN: CAT1252F04W |
| CNSE 10012A CMTS Router | C-BBS-SE | SN: CAT1247E0WQ |
| CNSE 10012A CMTS Router | C-BBS-SE | SN: CSGETG30531 |
| CNSE 10012A CMTS Router | C-BBS-SE | SN: CAT110854SH |
| CNSE 10012A CMTS Router | C-BBS-SE | SN: FNS0830K310 |
| CNSE 10012A CMTS Router | C-BBS-SE | SN: CAT11115DDG |
| CNSE 10012A CMTS Router | C-BBS-SE | SN: MDDSGTJ3036 |
| CNSE 10012A CMTS Router | C-BBS-SE | SN: CAT1449E0J2 |
| CNSE 10012A CMTS Router | C-BBS-SE | SN: MG80T2734 |
| CNSE 10012A CMTS Router | C-BBS-SE | SN: CAT1441E1CP |
| CNSE 10012A CMTS Router | C-BBS-SE | SN: CAT1413E0DW |
| CNSE 10012A CMTS Router | C-BBS-SE | SN: CAT1510F098 |
| CNSE 10012A CMTS Router | C-BBS-SE | SN: CAT1424E0CH |
| CNSE 10012A CMTS Router | C-BBS-SE | SN: MDDSGTJ3028 |
| CNSE 10012A CMTS Router | C-BBS-SE | SN: CAT10305YX9 |
| CNSE 10012A CMTS Router | C-BBS-SE | SN: FNS0830K303 |
| CNSE 10012A CMTS Router | C-BBS-SE | SN: CAT1243E0NB |
| CNSE 10012A CMTS Router | C-BBS-SE | SN: CSGETG30045 |
| CNSE 10012A CMTS Router | C-BBS-SE | SN: CAT1318E077 |
| CNSE 10012A CMTS Router | C-BBS-SE | SN: XAN12D548566 |
| CNSE 10012A CMTS Router | C-BBS-SE | SN: CAT1552E0WP |
| CNSE 10012A CMTS Router | C-BBS-SE | SN: CSGETG30445 |
| CNSE 10012A CMTS Router | C-BBS-SE | SN: CSGETG30619 |
| CNSE 10012A CMTS Router | C-BBS-SE | SN: CSGETG30587 |
| CNSE 10012A CMTS Router | C-BBS-SE | SN: CAT1647E0LO |
| CNSE 10012A CMTS Router | C-BBS-SE | SN: CSGETG30243 |
| CNSE 10012A CMTS Router | C-BBS-SE | SN: CSGETG30711 |
| CNSE 10012A CMTS Router | C-BBS-SE | SN: CSGETG30779 |
| CNSE 10012A CMTS Router | C-BBS-SE | SN: CAT1644E18V |

Exhibit A2.4 - Hub Site Equipment

| | | |
|-------------------------|----------|------------------|
| CNSE 10012A CMTS Router | C-BBS-SE | SN: CSGETG30668 |
| CNSE 10012A CMTS Router | C-BBS-SE | SN: CSGETG30760 |
| CNSE 10012A CMTS Router | C-BBS-SE | SN: CSGETG30745 |
| CNSE 10012A CMTS Router | C-BBS-SE | SN: CAT1530E0LS |
| CNSE 10012A CMTS Router | C-BBS-SE | SN: CSGETG30041 |
| CNSE 10012A CMTS Router | C-BBS-SE | SN: CSGETG30586 |
| CNSE 10012A CMTS Router | C-BBS-SE | SN: CSGETG30568 |
| CNSE 10012A CMTS Router | C-BBS-SE | SN: CAT1716E05W |
| CNSE 10012A CMTS Router | C-BBS-SE | SN: XAN173274781 |
| CNSE 10012A CMTS Router | C-BBS-SE | SN: XAN173274783 |
| CNSE 10012A CMTS Router | C-BBS-SE | SN: CAT1716E03C |
| CNSE 10012A CMTS Router | C-BBS-SE | SN: XAN12D548562 |
| CNSE 10012A CMTS Router | C-BBS-SE | SN: XAN12D548554 |
| CNSE 10012A CMTS Router | C-BBS-SE | SN |
| CNSE 10012A CMTS Router | C-BBS-SE | SN |
| CNSE 10012A CMTS Router | C-BBS-SE | SN |

Exhibit A2.4 - Hub Site Equipment

| | | |
|-------------------------|----------|------------------|
| CNSW 10012A CMTS Router | C-BBS-SW | SN: SPE121001GC |
| CNSW 10012A CMTS Router | C-BBS-SW | SN: CAT1633F0D8 |
| CNSW 10012A CMTS Router | C-BBS-SW | SN: |
| CNSW 10012A CMTS Router | C-BBS-SW | SN: CAT1523F0FT |
| CNSW 10012A CMTS Router | C-BBS-SW | SN: CAT1523F0FT |
| CNSW 10012A CMTS Router | C-BBS-SW | SN: |
| CNSW 10012A CMTS Router | C-BBS-SW | SN: |
| CNSW 10012A CMTS Router | C-BBS-SW | SN: CAT1320F046 |
| CNSW 10012A CMTS Router | C-BBS-SW | SN: JAB112903K0 |
| CNSW 10012A CMTS Router | C-BBS-SW | SN: KNJOHN94515 |
| CNSW 10012A CMTS Router | C-BBS-SW | SN: CAT1413E06U |
| CNSW 10012A CMTS Router | C-BBS-SW | SN: FNS1016K036 |
| CNSW 10012A CMTS Router | C-BBS-SW | SN: CAT1246E07A |
| CNSW 10012A CMTS Router | C-BBS-SW | SN: MDDSGTJ3021 |
| CNSW 10012A CMTS Router | C-BBS-SW | SN: CAT1432E07V |
| CNSW 10012A CMTS Router | C-BBS-SW | SN: AGM124523M5 |
| CNSW 10012A CMTS Router | C-BBS-SW | SN: CAT1422E0PH |
| CNSW 10012A CMTS Router | C-BBS-SW | SN: CAT1443E084 |
| CNSW 10012A CMTS Router | C-BBS-SW | SN: CAT1421F0B8 |
| CNSW 10012A CMTS Router | C-BBS-SW | SN: JAE114201JB |
| CNSW 10012A CMTS Router | C-BBS-SW | SN: NHRZR00025 |
| CNSW 10012A CMTS Router | C-BBS-SW | SN: CAT11065L4U |
| CNSW 10012A CMTS Router | C-BBS-SW | SN: XAN12D548555 |
| CNSW 10012A CMTS Router | C-BBS-SW | SN: CAT1231E0KH |
| CNSW 10012A CMTS Router | C-BBS-SW | SN: MDDSGTJ3030 |
| CNSW 10012A CMTS Router | C-BBS-SW | SN: CAT1510E0ZK |
| CNSW 10012A CMTS Router | C-BBS-SW | SN: 12WR03202292 |
| CNSW 10012A CMTS Router | C-BBS-SW | SN: CAT1644E17Y |
| CNSW 10012A CMTS Router | C-BBS-SW | SN: XAN12D548557 |
| CNSW 10012A CMTS Router | C-BBS-SW | SN: GR1307189574 |
| CNSW 10012A CMTS Router | C-BBS-SW | SN: XAN12D548565 |
| CNSW 10012A CMTS Router | C-BBS-SW | SN: CAT1647E0GV |
| CNSW 10012A CMTS Router | C-BBS-SW | SN: CSGETG30026 |
| CNSW 10012A CMTS Router | C-BBS-SW | SN: XAN12D548556 |
| CNSW 10012A CMTS Router | C-BBS-SW | SN: XAN12D548570 |
| CNSW 10012A CMTS Router | C-BBS-SW | SN: CAT1647E0G1 |
| CNSW 10012A CMTS Router | C-BBS-SW | SN: CSGETG30706 |
| CNSW 10012A CMTS Router | C-BBS-SW | SN: CSGETG30641 |
| CNSW 10012A CMTS Router | C-BBS-SW | SN: XAN173274787 |
| CNSW 10012A CMTS Router | C-BBS-SW | SN: CAT1448E09S |
| CNSW 10012A CMTS Router | C-BBS-SW | SN: MDDSGTJ3024 |
| CNSW 10012A CMTS Router | C-BBS-SW | SN: MDDSGTJ3033 |
| CNSW 10012A CMTS Router | C-BBS-SW | SN: CAT1716E00A |
| CNSW 10012A CMTS Router | C-BBS-SW | SN: XAN12D548564 |
| CNSW 10012A CMTS Router | C-BBS-SW | SN: XAN12D548553 |
| CNSW 10012A CMTS Router | C-BBS-SW | SN: CAT1716E04M |

Exhibit A2.4 - Hub Site Equipment

| | | |
|-------------------------|----------|-------------------|
| CNSW 10012A CMTS Router | C-BBS-SW | SN: MG80T3053 |
| CNSW 10012A CMTS Router | C-BBS-SW | SN: MA1C5TPJL2389 |
| CNSW 10012A CMTS Router | C-BBS-SW | SN: |
| CNSW 10012A CMTS Router | C-BBS-SW | SN: |
| CNSW 10012A CMTS Router | C-BBS-SW | SN: |

Exhibit A2.4 - Hub Site Equipment

| | | |
|------------------------------|-------|----------------------|
| CNDTN9912A - DTN Core Router | C-DTN | SN: FOC2020N1TX |
| CNDTN9912A - DTN Core Router | C-DTN | SN: FCO2020N1T2 |
| CNDTN9912A - DTN Core Router | C-DTN | SN: FOC2019NADG |
| CNDTN9912A - DTN Core Router | C-DTN | SN: 00000MTC1021002F |
| CNDTN9912A - DTN Core Router | C-DTN | SN: FNS0830J882 |
| CNDTN9912A - DTN Core Router | C-DTN | SN: FNS1014K01V |
| CNDTN9912A - DTN Core Router | C-DTN | SN: FNS1011R2ER |
| CNDTN9912A - DTN Core Router | C-DTN | SN: MDDSGTJ3032 |
| CNDTN9912A - DTN Core Router | C-DTN | SN: CSGTG30790 |
| CNDTN9912A - DTN Core Router | C-DTN | SN: AGS1028L44M |
| CNDTN9912A - DTN Core Router | C-DTN | SN: 00000MTC102102KR |
| CNDTN9912A - DTN Core Router | C-DTN | SN: AGS1020L00E |
| CNDTN9912A - DTN Core Router | C-DTN | SN: AGM1116Q1EZ |
| CNDTN9912A - DTN Core Router | C-DTN | SN: AGS1028L448 |
| CNDTN9912A - DTN Core Router | C-DTN | SN: AGS1025L0T9 |
| CNDTN9912A - DTN Core Router | C-DTN | SN: AGS1028L447 |
| CNDTN9912A - DTN Core Router | C-DTN | SN: AGM114721R8 |
| CNDTN9912A - DTN Core Router | C-DTN | SN: AGM124525KW |
| CNDTN9912A - DTN Core Router | C-DTN | SN: FNS0830K302 |
| CNDTN9912A - DTN Core Router | C-DTN | SN: EOPGAM550357 |
| CNDTN9912A - DTN Core Router | C-DTN | SN: CSSLRGC1325 |
| CNDTN9912A - DTN Core Router | C-DTN | SN: CD160627361 |
| CNDTN9912A - DTN Core Router | C-DTN | SN: CD160817014 |
| CNDTN9912A - DTN Core Router | C-DTN | SN: FOC2019NAEA |
| CNDTN9912A - DTN Core Router | C-DTN | SN: FNS1016J0J6 |
| CNDTN9912A - DTN Core Router | C-DTN | SN: FNS1016J0F6 |
| CNDTN9912A - DTN Core Router | C-DTN | SN: 00000MTC102102MY |
| CNDTN9912A - DTN Core Router | C-DTN | SN:MDDSGTJ3029 |
| CNDTN9912A - DTN Core Router | C-DTN | SN: AGS101252KN |
| CNDTN9912A - DTN Core Router | C-DTN | SN: XAN173274789 |
| CNDTN9912A - DTN Core Router | C-DTN | SN: EOPGAM550353 |
| CNDTN9912A - DTN Core Router | C-DTN | SN: CSSLRGC1334 |
| CNDTN9912A - DTN Core Router | C-DTN | SN: CD160627356 |
| CNDTN9912A - DTN Core Router | C-DTN | SN: CD160817015 |
| CNDTN9912A - DTN Core Router | C-DTN | SN: FOC2019NACM |
| CNDTN9912A - DTN Core Router | C-DTN | SN: EOPGAM550354 |
| CNDTN9912A - DTN Core Router | C-DTN | SN: CD160817017 |
| CNDTN9912A - DTN Core Router | C-DTN | SN: CD160627360 |
| CNDTN9912A - DTN Core Router | C-DTN | SN: CSSLRH30297 |
| CNDTN9912A - DTN Core Router | C-DTN | SN: FOC2232NTTT |
| CNDTN9912A - DTN Core Router | C-DTN | SN: G1806127892 |
| CNDTN9912A - DTN Core Router | C-DTN | SN: G1806127891 |

Exhibit A2.4 - Hub Site Equipment

| | | |
|------------------------------|-------|-------------------|
| CNDTS9912A - DTS Core Router | C-DTS | SN: FOC2020N1U4 |
| CNDTS9912A - DTS Core Router | C-DTS | SN: FOC2020N1U6 |
| CNDTS9912A - DTS Core Router | C-DTS | SN: FOC2019NADF |
| CNDTS9912A - DTS Core Router | C-DTS | SN: XAN1BE967227 |
| CNDTS9912A - DTS Core Router | C-DTS | SN: FNS11362179 |
| CNDTS9912A - DTS Core Router | C-DTS | SN: ASZX00885 |
| CNDTS9912A - DTS Core Router | C-DTS | SN: ASZX00905 |
| CNDTS9912A - DTS Core Router | C-DTS | SN: XAN173274784 |
| CNDTS9912A - DTS Core Router | C-DTS | SN: XAN1C7D33430 |
| CNDTS9912A - DTS Core Router | C-DTS | SN: AGS1025LOTC |
| CNDTS9912A - DTS Core Router | C-DTS | SN: AGM114721SH |
| CNDTS9912A - DTS Core Router | C-DTS | SN: MG8072283 |
| CNDTS9912A - DTS Core Router | C-DTS | SN: 12WR03202299 |
| CNDTS9912A - DTS Core Router | C-DTS | SN: XAN12D548560 |
| CNDTS9912A - DTS Core Router | C-DTS | SN: FNS1016J0J2 |
| CNDTS9912A - DTS Core Router | C-DTS | SN: FR1307189575 |
| CNDTS9912A - DTS Core Router | C-DTS | SN: MDDSGTJ3035 |
| CNDTS9912A - DTS Core Router | C-DTS | SN: FR1307189578 |
| CNDTS9912A - DTS Core Router | C-DTS | SN: FNSRMYPHQ2NTR |
| CNDTS9912A - DTS Core Router | C-DTS | SN: EOPGAM550358 |
| CNDTS9912A - DTS Core Router | C-DTS | SN: CD160817020 |
| CNDTS9912A - DTS Core Router | C-DTS | SN: CD160627354 |
| CNDTS9912A - DTS Core Router | C-DTS | SN: CD160817019 |
| CNDTS9912A - DTS Core Router | C-DTS | SN: FOC2019NACH |
| CNDTS9912A - DTS Core Router | C-DTS | SN: MDDSGTJ3025 |
| CNDTS9912A - DTS Core Router | C-DTS | SN: XAN12D548552 |
| CNDTS9912A - DTS Core Router | C-DTS | SN: FNS1016J0J4 |
| CNDTS9912A - DTS Core Router | C-DTS | SN: FNS0830K316 |
| CNDTS9912A - DTS Core Router | C-DTS | SN: FNS0829R6BS |
| CNDTS9912A - DTS Core Router | C-DTS | SN: EOPGAM550355 |
| CNDTS9912A - DTS Core Router | C-DTS | SN: CSSLRH30247 |
| CNDTS9912A - DTS Core Router | C-DTS | SN: CD160627357 |
| CNDTS9912A - DTS Core Router | C-DTS | SN: CD160627359 |
| CNDTS9912A - DTS Core Router | C-DTS | SN: FOC2019NABZ |
| CNDTS9912A - DTS Core Router | C-DTS | SN: CD160817016 |
| CNDTS9912A - DTS Core Router | C-DTS | SN: CD160817018 |
| CNDTS9912A - DTS Core Router | C-DTS | SN: CD160627358 |
| CNDTS9912A - DTS Core Router | C-DTS | SN: CD160720588 |
| CNDTS9912A - DTS Core Router | C-DTS | SN: FOC2118NG9X |

Exhibit A2.4 - Hub Site Equipment

| | | |
|-------------------------|----------|-------------------|
| CNNE 10012A CMTS Router | C-BBS-NE | SN: SPE132801G0 |
| CNNE 10012A CMTS Router | C-BBS-NE | SN: CAT1424F05T |
| CNNE 10012A CMTS Router | C-BBS-NE | SN: |
| CNNE 10012A CMTS Router | C-BBS-NE | SN: |
| CNNE 10012A CMTS Router | C-BBS-NE | SN: CAT1442F06N |
| CNNE 10012A CMTS Router | C-BBS-NE | SN: |
| CNNE 10012A CMTS Router | C-BBS-NE | SN: |
| CNNE 10012A CMTS Router | C-BBS-NE | SN: CAT1619FOR2 |
| CNNE 10012A CMTS Router | C-BBS-NE | SN: JAE12034XFQ |
| CNNE 10012A CMTS Router | C-BBS-NE | SN: FNS12021CS9 |
| CNNE 10012A CMTS Router | C-BBS-NE | SN: FNS11362166 |
| CNNE 10012A CMTS Router | C-BBS-NE | SN: ACNXCSZJL1207 |
| CNNE 10012A CMTS Router | C-BBS-NE | SN: ASZX00906 |
| CNNE 10012A CMTS Router | C-BBS-NE | SN: CAT1424E0AX |
| CNNE 10012A CMTS Router | C-BBS-NE | SN: FNSRMYPHQ2NTN |
| CNNE 10012A CMTS Router | C-BBS-NE | SN: CAT1318E0AM |
| CNNE 10012A CMTS Router | C-BBS-NE | SN: XAN12D548563 |
| CNNE 10012A CMTS Router | C-BBS-NE | SN: CAT1337E0SY |
| CNNE 10012A CMTS Router | C-BBS-NE | SN: FNS0830K311 |
| CNNE 10012A CMTS Router | C-BBS-NE | SN: CAT1451E09B |
| CNNE 10012A CMTS Router | C-BBS-NE | SN: CAT1444E0FL |
| CNNE 10012A CMTS Router | C-BBS-NE | SN: CAT1503F08U |
| CNNE 10012A CMTS Router | C-BBS-NE | SN: CAT1219E05Q |
| CNNE 10012A CMTS Router | C-BBS-NE | SN: MDDSGTJ3031 |
| CNNE 10012A CMTS Router | C-BBS-NE | SN: CAT1219E073 |
| CNNE 10012A CMTS Router | C-BBS-NE | SN: MDDSGTJ3019 |
| CNNE 10012A CMTS Router | C-BBS-NE | SN: CAT1219E18P |
| CNNE 10012A CMTS Router | C-BBS-NE | SN: XAN1BE967226 |
| CNNE 10012A CMTS Router | C-BBS-NE | SN: CAT1216E0X1 |
| CNNE 10012A CMTS Router | C-BBS-NE | SN: XAN12D548561 |
| CNNE 10012A CMTS Router | C-BBS-NE | SN: CAT1816E06V |
| CNNE 10012A CMTS Router | C-BBS-NE | SN: XAN1BE967225 |
| CNNE 10012A CMTS Router | C-BBS-NE | SN: XAN1BE967345 |
| CNNE 10012A CMTS Router | C-BBS-NE | SN: CAT1605E0QZ |
| CNNE 10012A CMTS Router | C-BBS-NE | SN: CAT1331E0KX |
| CNNE 10012A CMTS Router | C-BBS-NE | SN: |
| CNNE 10012A CMTS Router | C-BBS-NE | SN: |
| CNNE 10012A CMTS Router | C-BBS-NE | SN: |

10'-4" x 17'-0" CONCRETE SLAB WITH 8'-3" HIGH 8" MASONRY WALLS

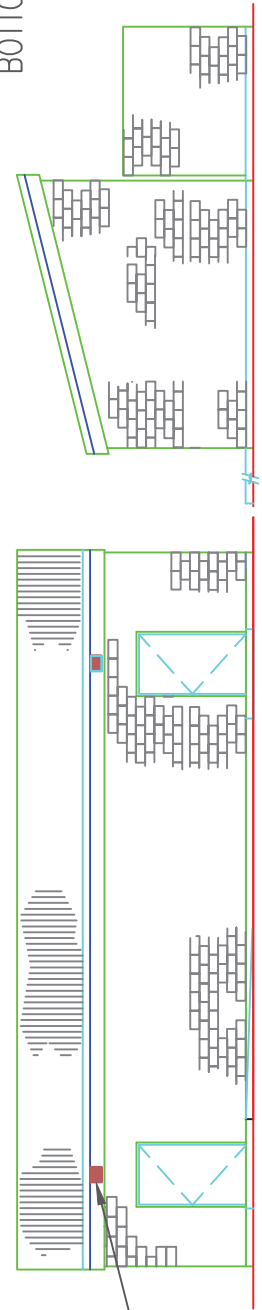
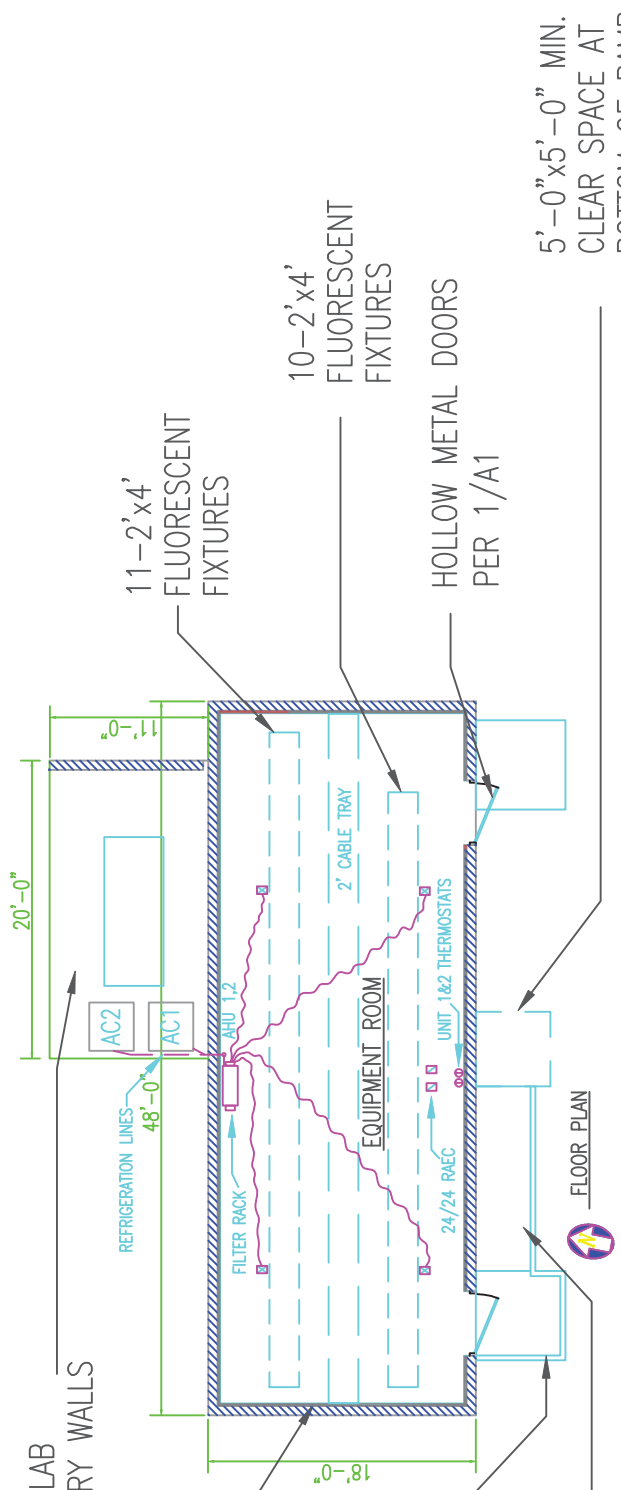
5/8" GYPSUM BOARD ON 2" METAL FURRING CHANNELS W/ R-13 RIGID INSULATION

6'-0" x 6'-0" CONCRETE SLAB 5" THICK, BROOM FINISH

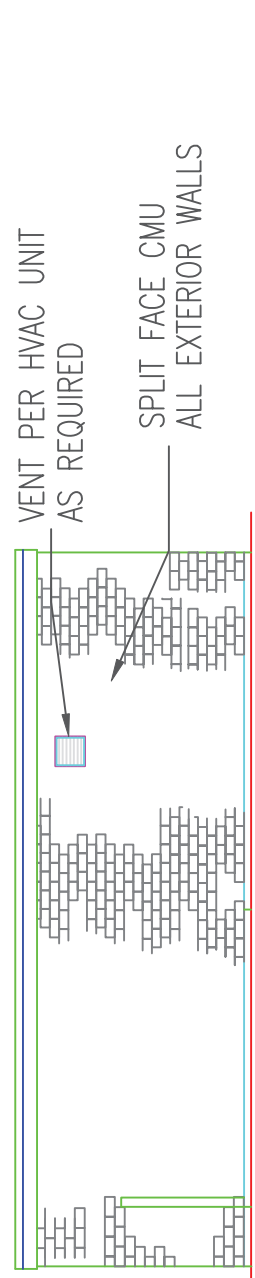
5" THICK x 4'-0" CONCRETE RAMP

250W HPS EXTERIOR WALL PACK W/PHOTOCELL OVER EACH DOOR


5'-0" x 5'-0" MIN. CLEAR SPACE AT BOTTOM OF RAMP



SOUTH ELEVATION



NORTH ELEVATION



DTN Hub - Architectural View

1111 Alzheimer St

DATE


08/28/19

DRAWN

CIP

NODE

POWER REF D



TACOMA POWER
TACOMA PUBLIC UTILITIES

S 11TH ST

ALTHEIMER ST

TACOMA AVE S

EARNEST S BRAZILL ST



DTN Hub - Map View
1111 Altheimer St



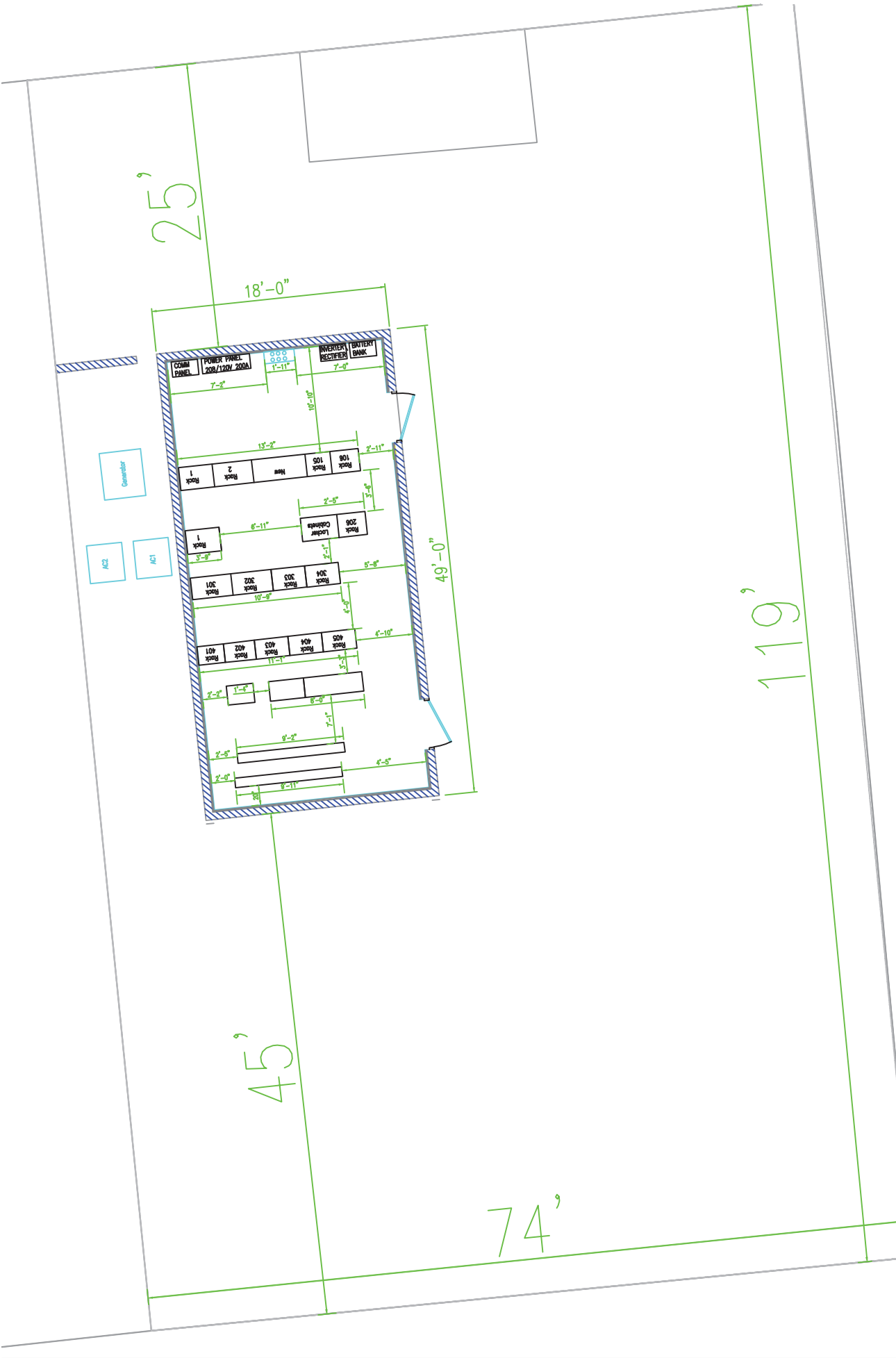
DATE
08/28/19

DRAWN

CIP

NODE

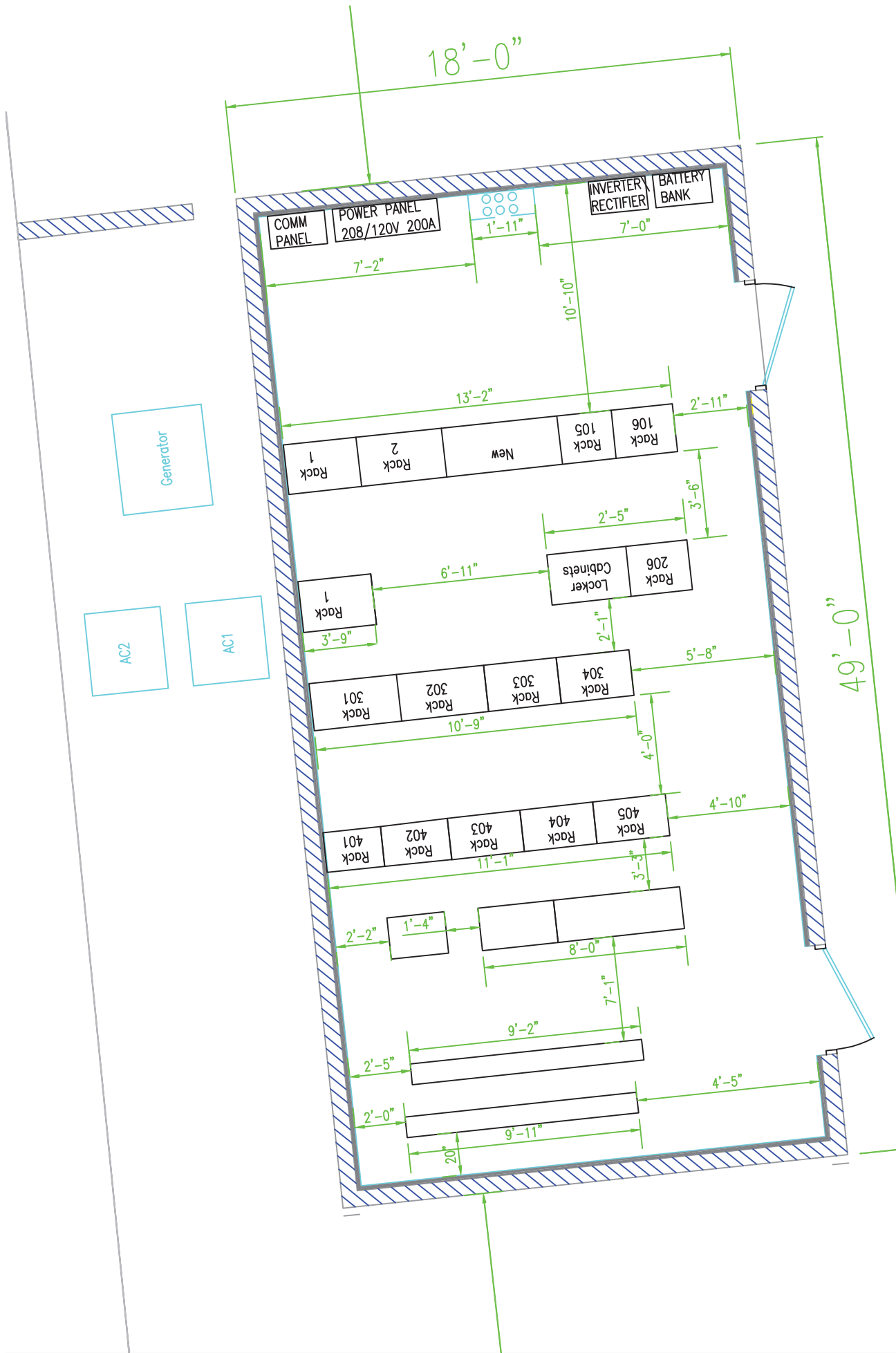
POWER REF D



DTN Hub - Property View
 1111 Alzheimer St



| | | | | | |
|-----------------------------|----------|-------|-----|------|-------------|
|
TACOMA PUBLIC UTILITIES | DATE | DRAWN | CIP | NODE | POWER REF D |
| | 08/28/19 | | | | |



DTN Hub - Building View
1111 Altheimer St

TACOMA POWER
TACOMA PUBLIC UTILITIES

DATE 08/28/19

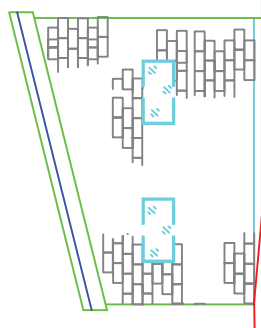

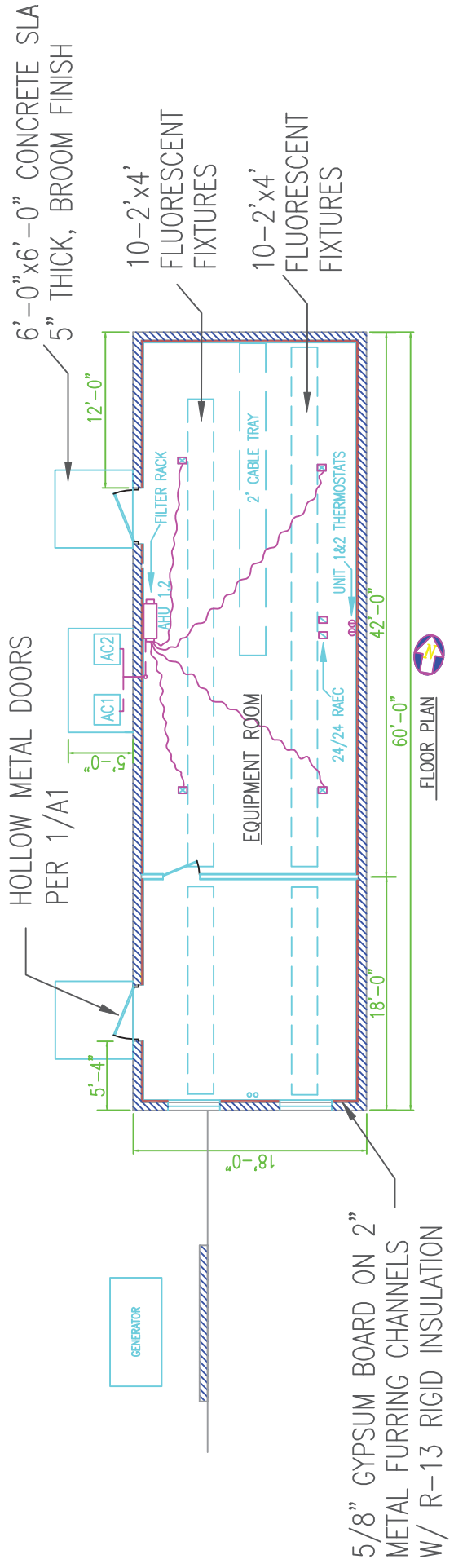
DRAWN

CIP

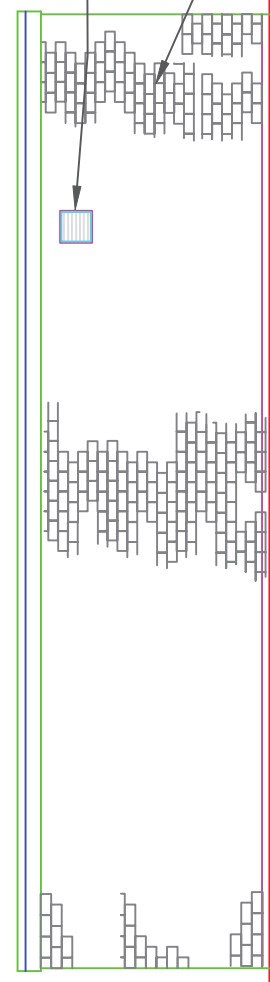
MODE

POWER REF D





250W HPS EXTERIOR WALL PACK W/PHOTOCELL OVER EACH DOOR




DTS Hub - Architectural View
2422 Commerce St

| | | | | | |
|--|----------|-------|-----|------|-------------|
| <p>TACOMA POWER
TACOMA PUBLIC UTILITIES</p> | DATE | DRAWN | CIP | NODE | POWER REF D |
| | 08/28/19 | | | | |



DTS Hub - Map View
 2422 Commerce St




| | | | | | |
|---|------------------|-------|-----|------|-------------|
| 
TACOMA POWER
TACOMA PUBLIC UTILITIES | DATE
08/28/19 | DRAWN | CIP | NODE | POWER REF D |
| | | | | | |

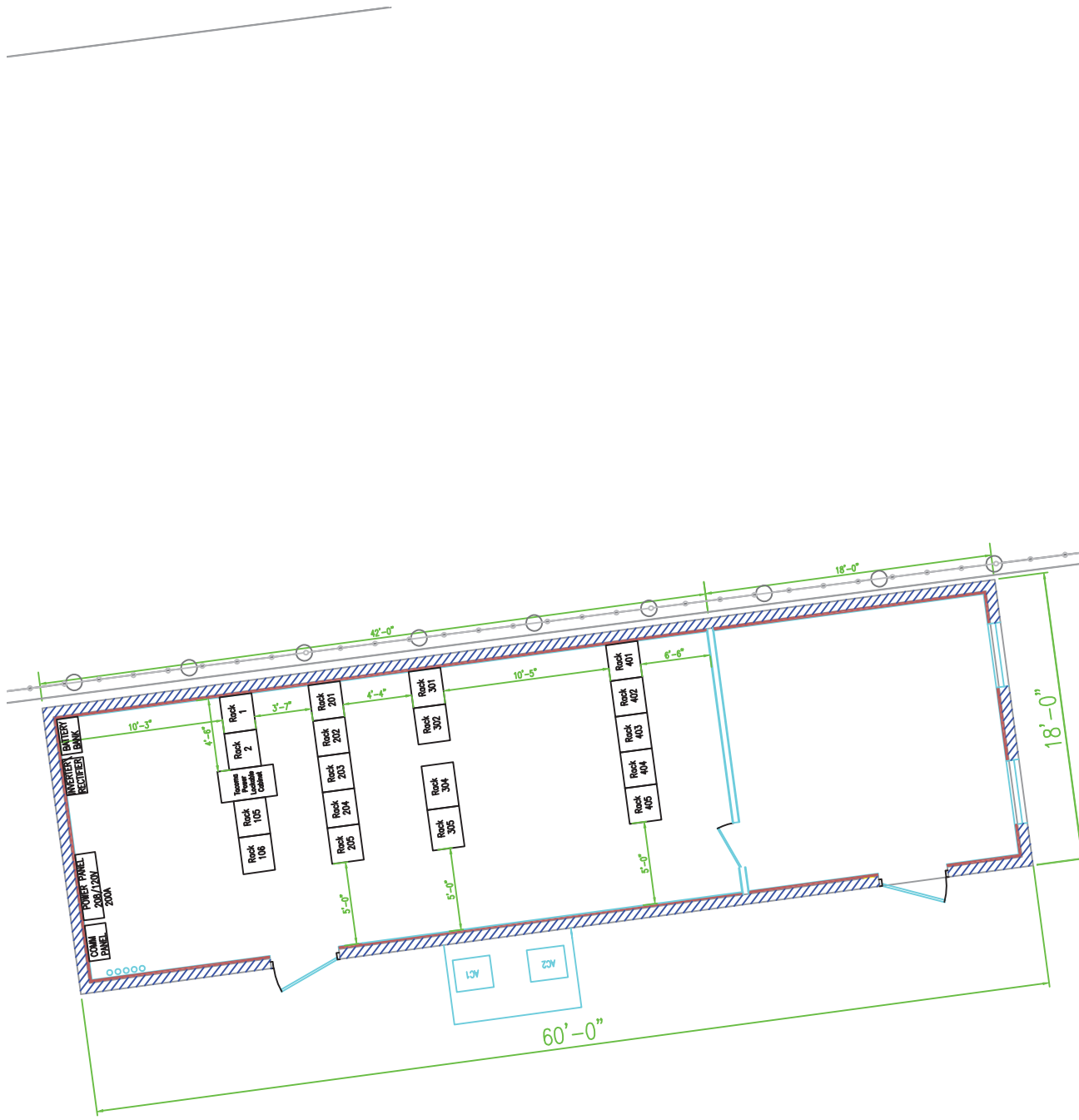
STREET



DTS Hub - Property View
2422 Commerce St




| | | | | | |
|--|------------------|-------|-----|------|-------------|
|  TACOMA POWER
TACOMA PUBLIC UTILITIES | DATE
08/28/19 | DRAWN | CIP | NODE | POWER REF D |
|--|------------------|-------|-----|------|-------------|



DTS Hub - Building View
 2422 Commerce St



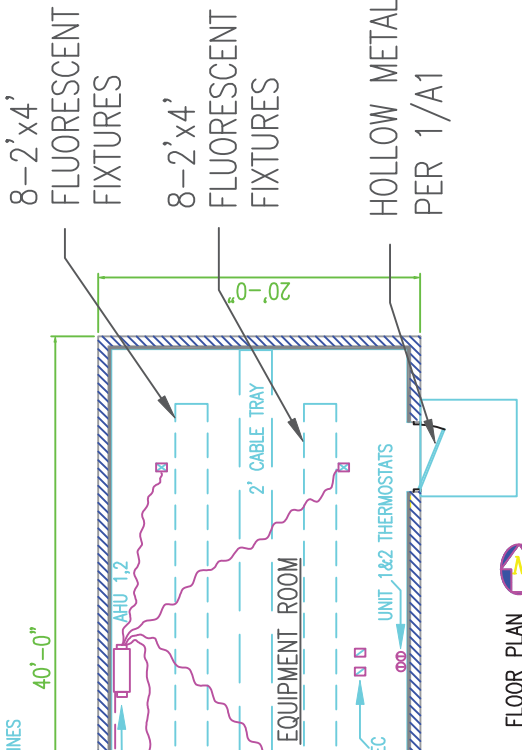
| | | | | | |
|--|----------|-------|-----|------|-------------|
| 
TACOMA PUBLIC UTILITIES | DATE | DRAWN | CIP | NODE | POWER REF D |
| | 08/28/19 | | | | |

11'-0" x 20'-0" CONCRETE SLAB WITH 8'-3" HIGH 8" MASONRY WALLS

5/8" GYPSUM BOARD ON 2" METAL FURRING CHANNELS W/ R-13 RIGID INSULATION

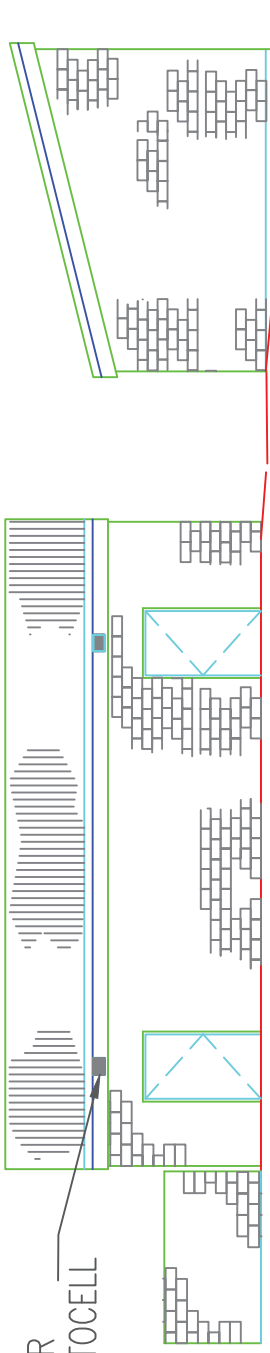
6'-0" x 6'-0" CONCRETE SLAB 5" THICK, BROOM FINISH

250W HPS EXTERIOR WALL PACK W/PHOTOCELL OVER EACH DOOR



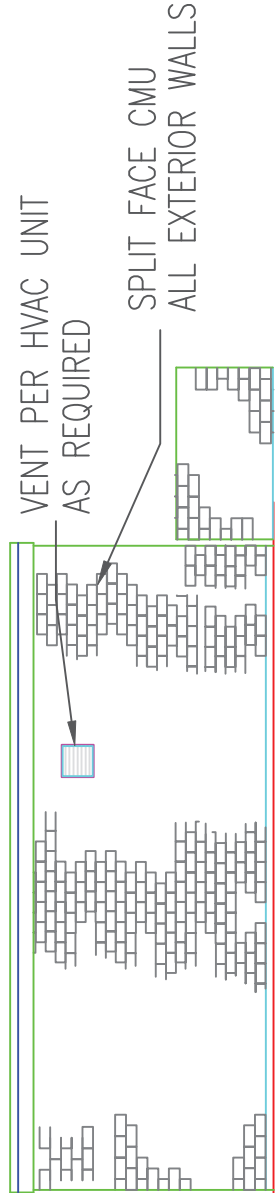
FLOOR PLAN

8-2'x4' FLUORESCENT FIXTURES
 8-2'x4' FLUORESCENT FIXTURES
 HOLLOW METAL DOORS PER 1/A1



EAST ELEVATION

NORTH ELEVATION

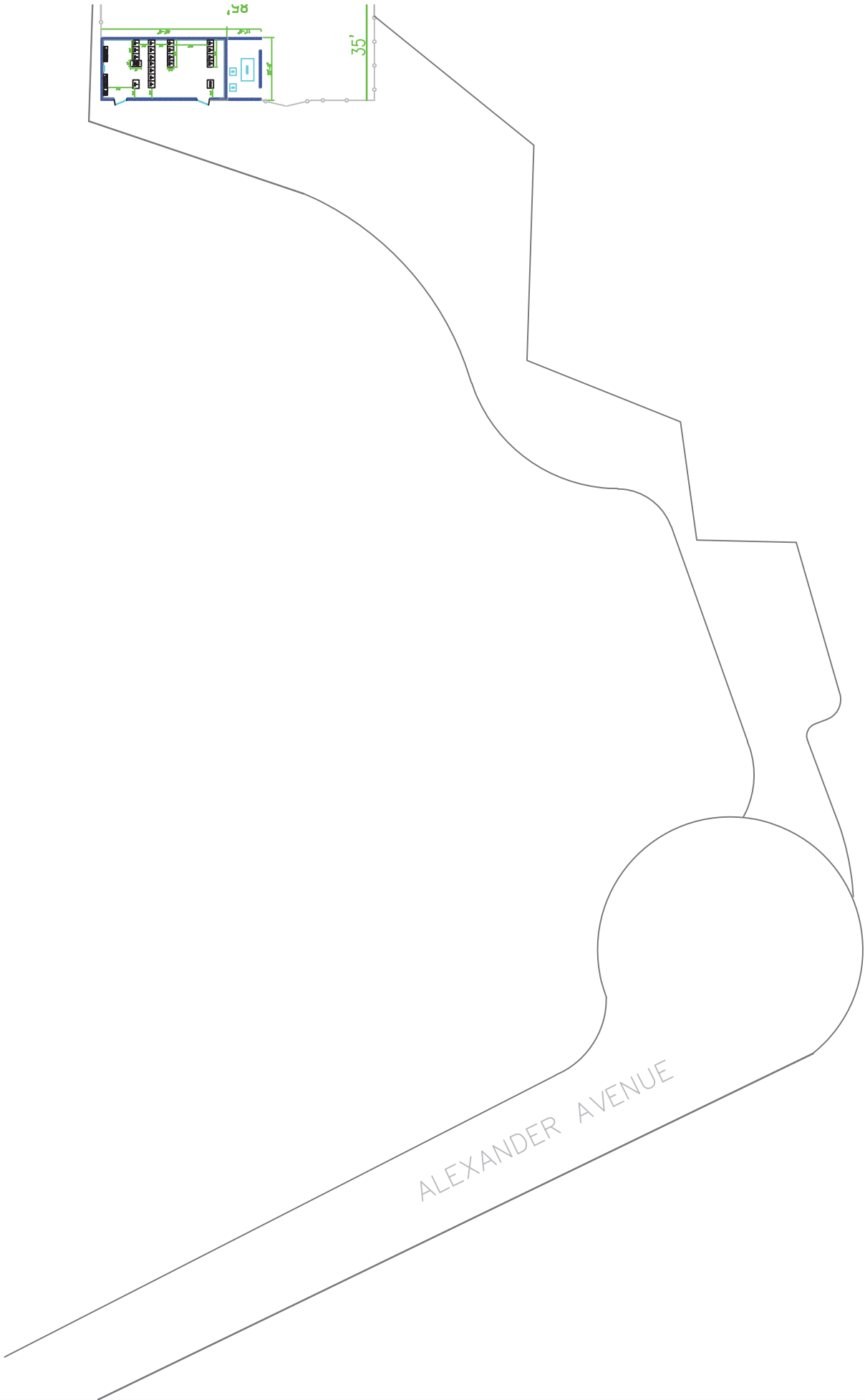


WEST ELEVATION



NE Hub - Architectural View
 2431 Alexander Ave

| | | | | | |
|---|----------|-------|-----|------|-------------|
|
TACOMA POWER
TACOMA PUBLIC UTILITIES | DATE | DRAWN | CIP | NODE | POWER REF D |
| | 08/28/19 | | | | |



NE Hub – Map View
 2431 Alexander Ave



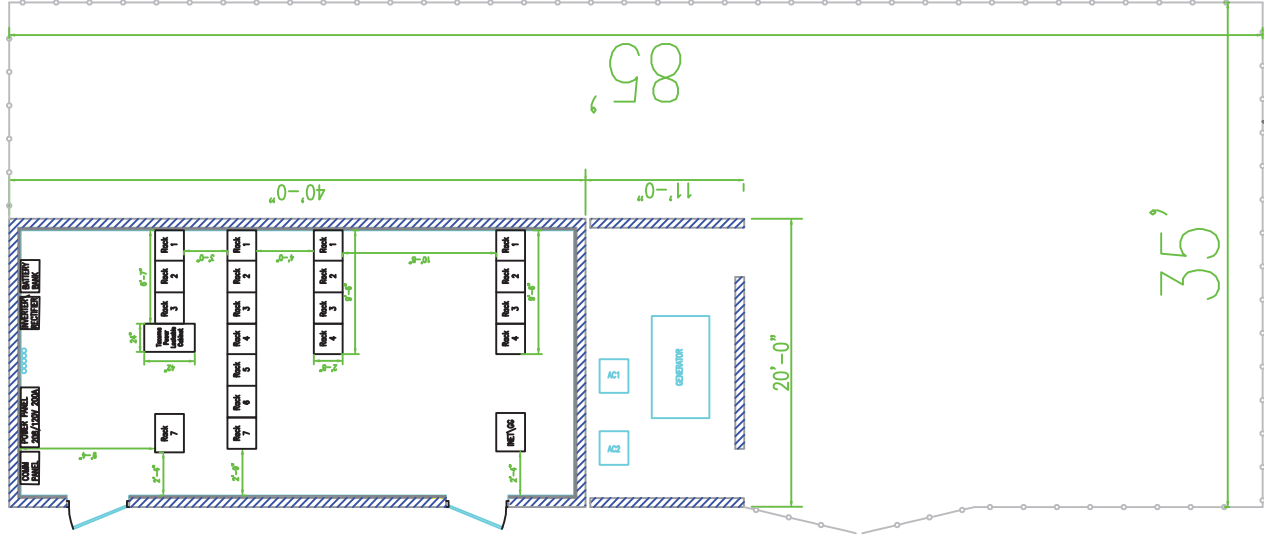
DATE
08/28/19

DRAWN


CIP

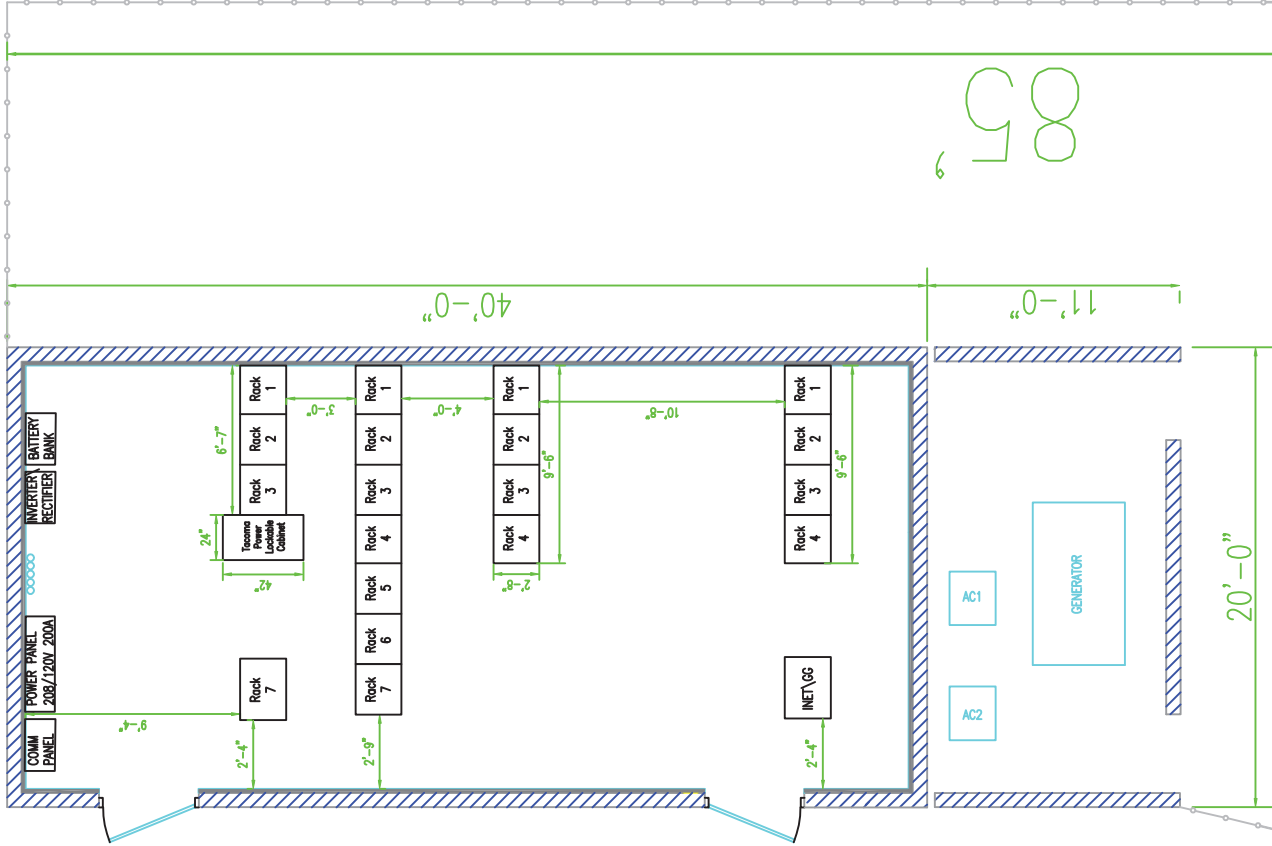
NODE

POWER REF D




NE Hub - Property View
 2431 Alexander Ave

| | | | | | |
|--|----------|-------|-----|------|-------------|
| 
TACOMA PUBLIC UTILITIES | DATE | DRAWN | CIP | NODE | POWER REF D |
| | 08/28/19 | | | | |



NE Hub – Building View
 2431 Alexander Ave



| | | | | | |
|---|------------------|-------|-----|------|-------------|
| 
TACOMA POWER
TACOMA PUBLIC UTILITIES | DATE
08/28/19 | DRAWN | CIP | NODE | POWER REF D |
| | | | | | |

11'-0" x 20'-0" CONCRETE SLAB
WITH 8'-3" HIGH 8"
MASONRY WALLS

5/8" GYPSUM BOARD ON 2"
METAL FURRING CHANNELS
W/ R-13 RIGID INSULATION

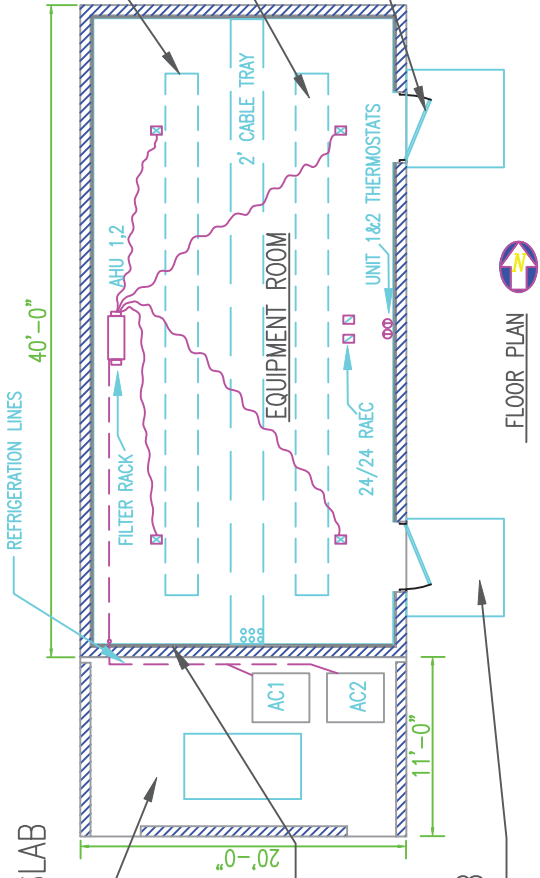
6'-0" x 6'-0" CONCRETE SLAB
5" THICK, BROOM FINISH

250W HPS EXTERIOR
WALL PACK W/PHOTOCELL
OVER EACH DOOR

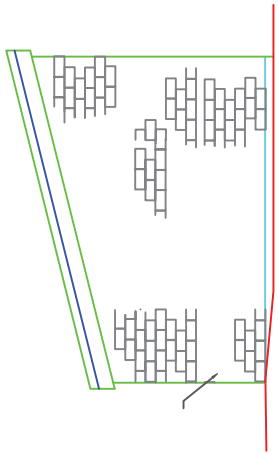
8-2'x4'
FLUORESCENT
FIXTURES

8-2'x4'
FLUORESCENT
FIXTURES

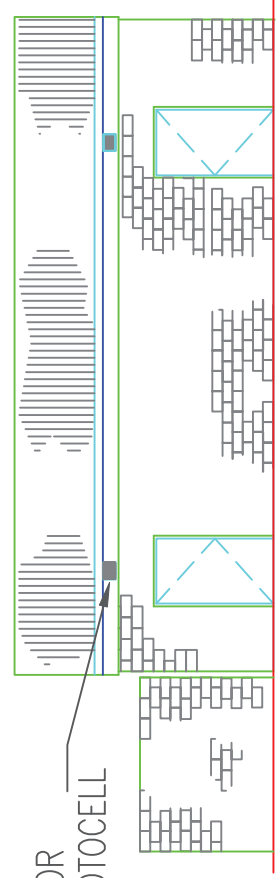
HOLLOW METAL DOORS
PER 1/A1



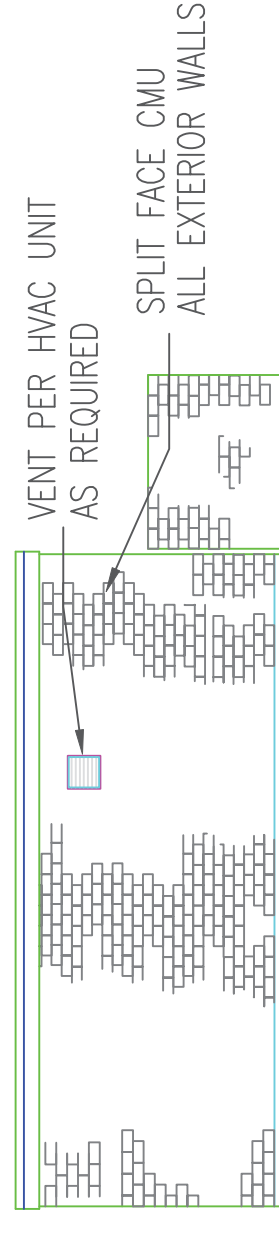
FLOOR PLAN



NORTH ELEVATION



EAST ELEVATION



WEST ELEVATION

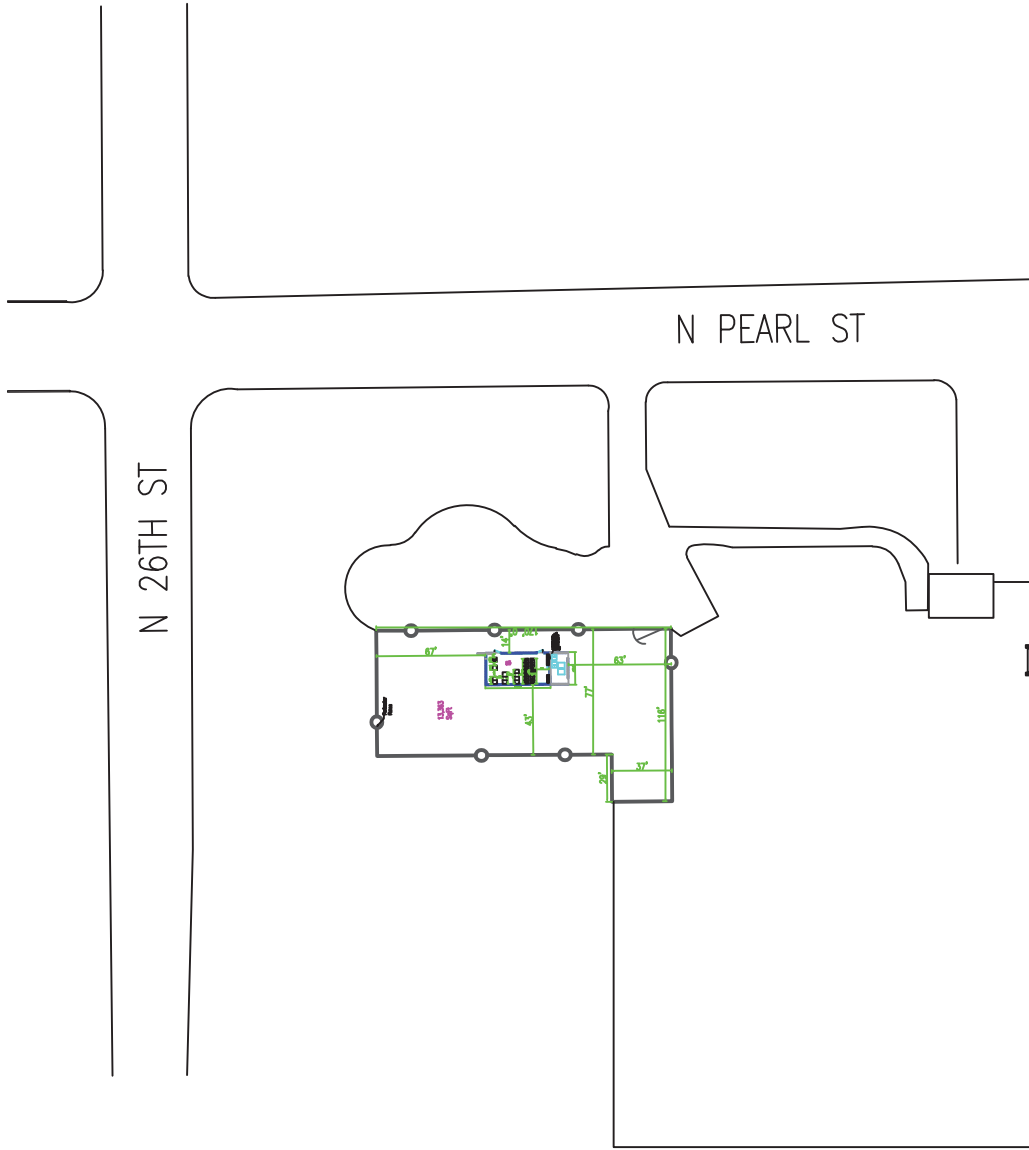
VENT PER HVAC UNIT
AS REQUIRED

SPLIT FACE CMU
ALL EXTERIOR WALLS



NW Hub - Architectural View
2402 N Pearl St

| | | | | | |
|-----------------------------|----------|-------|-----|------|-------------|
|
TACOMA PUBLIC UTILITIES | DATE | DRAWN | CIP | NODE | POWER REF D |
| | 08/28/19 | | | | |




N PEARL ST

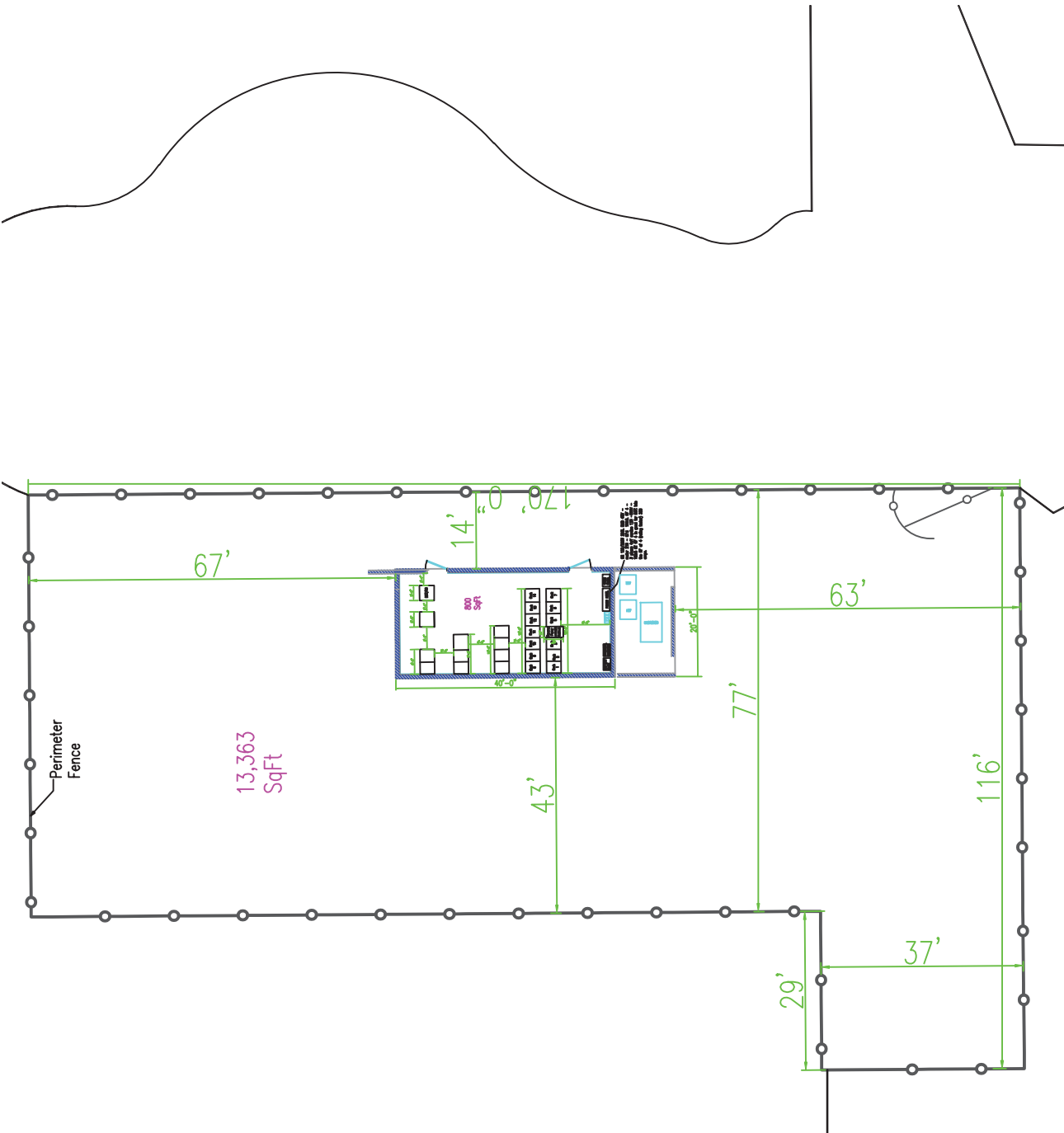
N 26TH ST

OFF-AIR
COMMUNICATIONS
TOWER



NW Hub - Map View
2402 N Pearl St

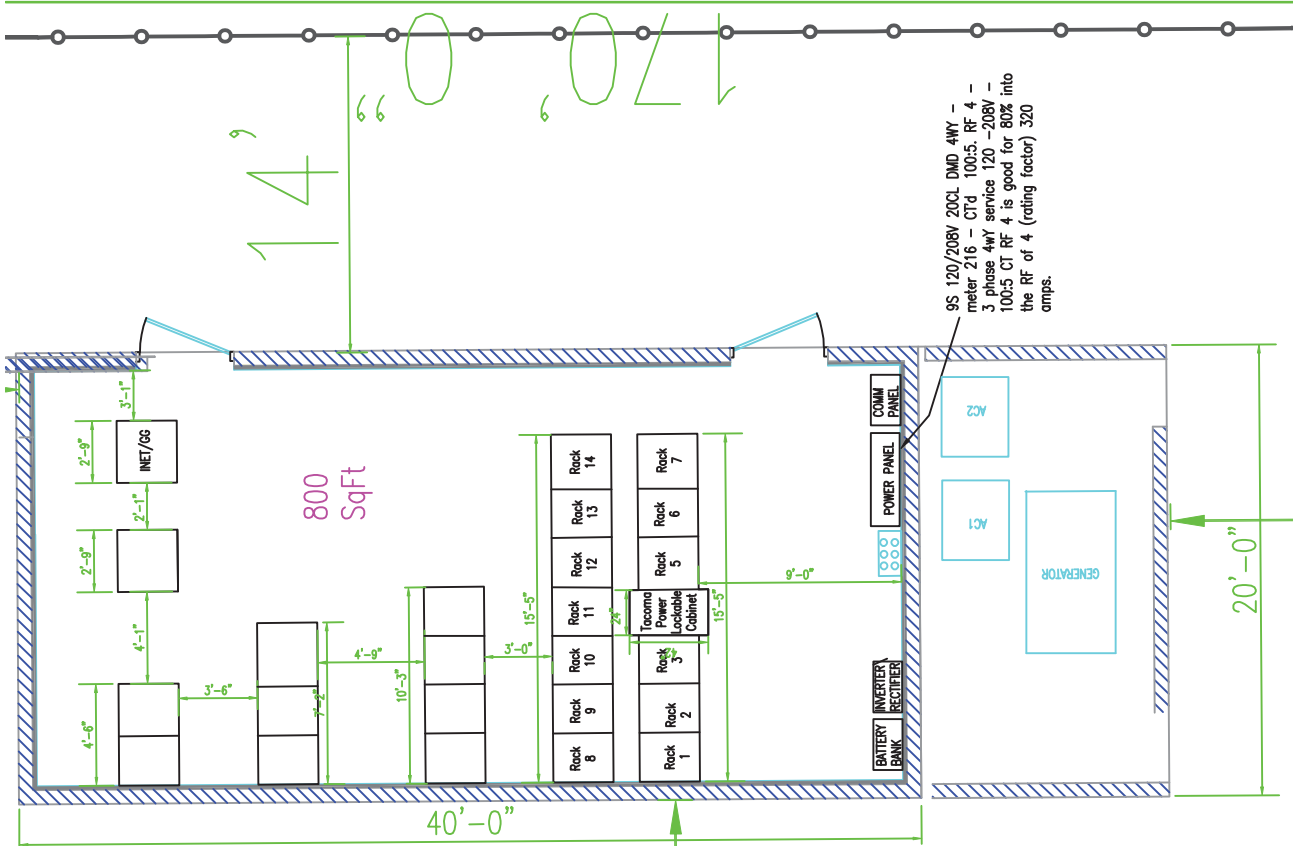
| | | | | | |
|--|----------|-------|-----|------|-------------|
| 
TACOMA PUBLIC UTILITIES | DATE | DRAWN | CIP | NODE | POWER REF D |
| | 08/28/19 | | | | |



NW Hub – Property View
 2402 N Pearl St



| | | | | | |
|--|------------------|-------|-----|------|-------------|
|
TACOMA POWER
TACOMA PUBLIC UTILITIES | DATE
08/28/19 | DRAWN | CIP | NODE | POWER REF D |
| | | | | | |





NW Hub - Building Vew

2402 N Pearl St

DATE
08/28/19

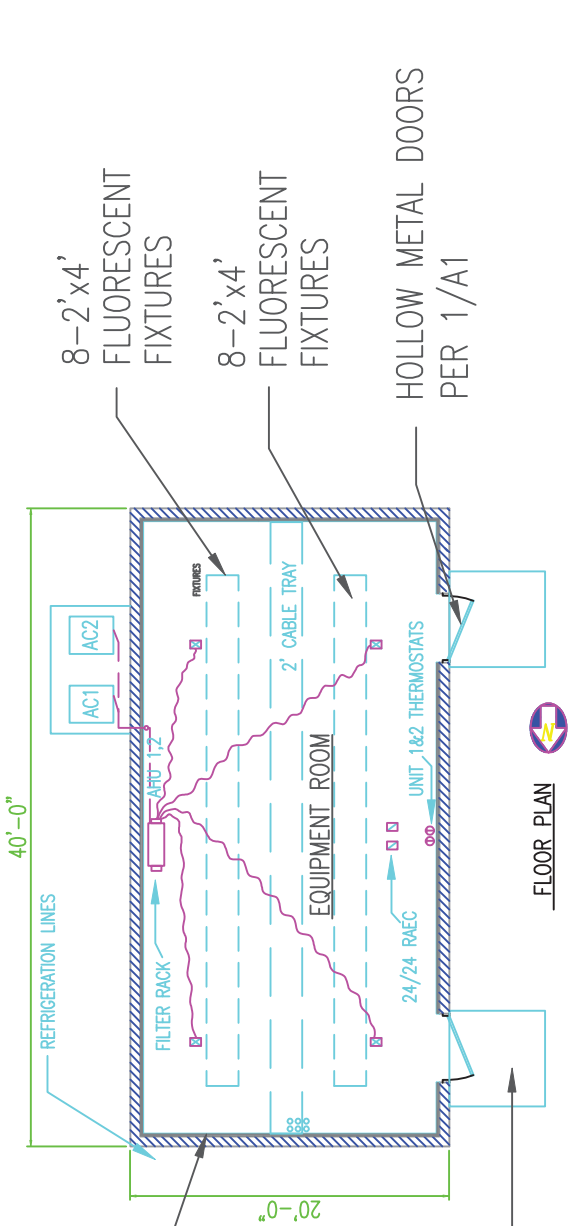
DRAWN

CIP

NODE

POWER REF D





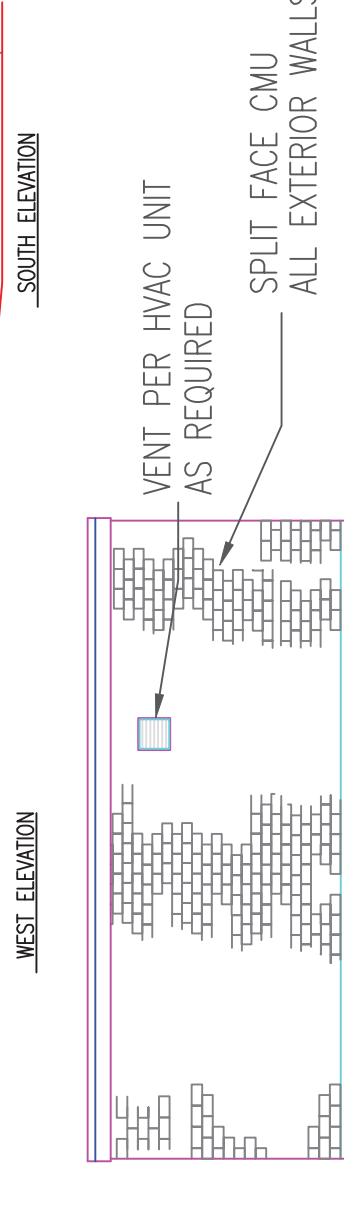
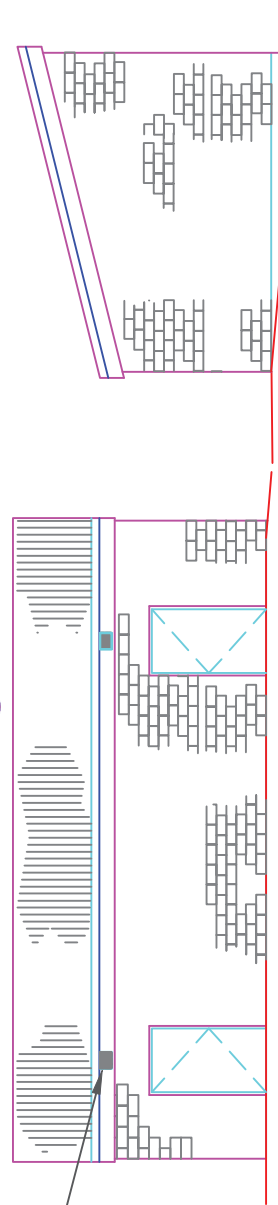
5/8" GYPSUM BOARD ON 2" METAL FURRING CHANNELS W/ R-13 RIGID INSULATION

6'-0"x6'-0" CONCRETE SLAB 5" THICK, BROOM FINISH



FLOOR PLAN

250W HPS EXTERIOR WALL PACK W/PHOTOCELL OVER EACH DOOR



SE Hub - Architectural View
6301 East L St

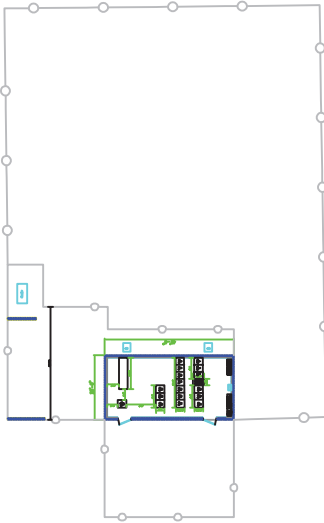
| | | | | | |
|-----------------------------|----------|-------|-----|------|-------------|
|
TACOMA PUBLIC UTILITIES | DATE | DRAWN | CIP | NODE | POWER REF D |
| | 08/28/19 | | | | |

Portland Ave E


E 63rd St

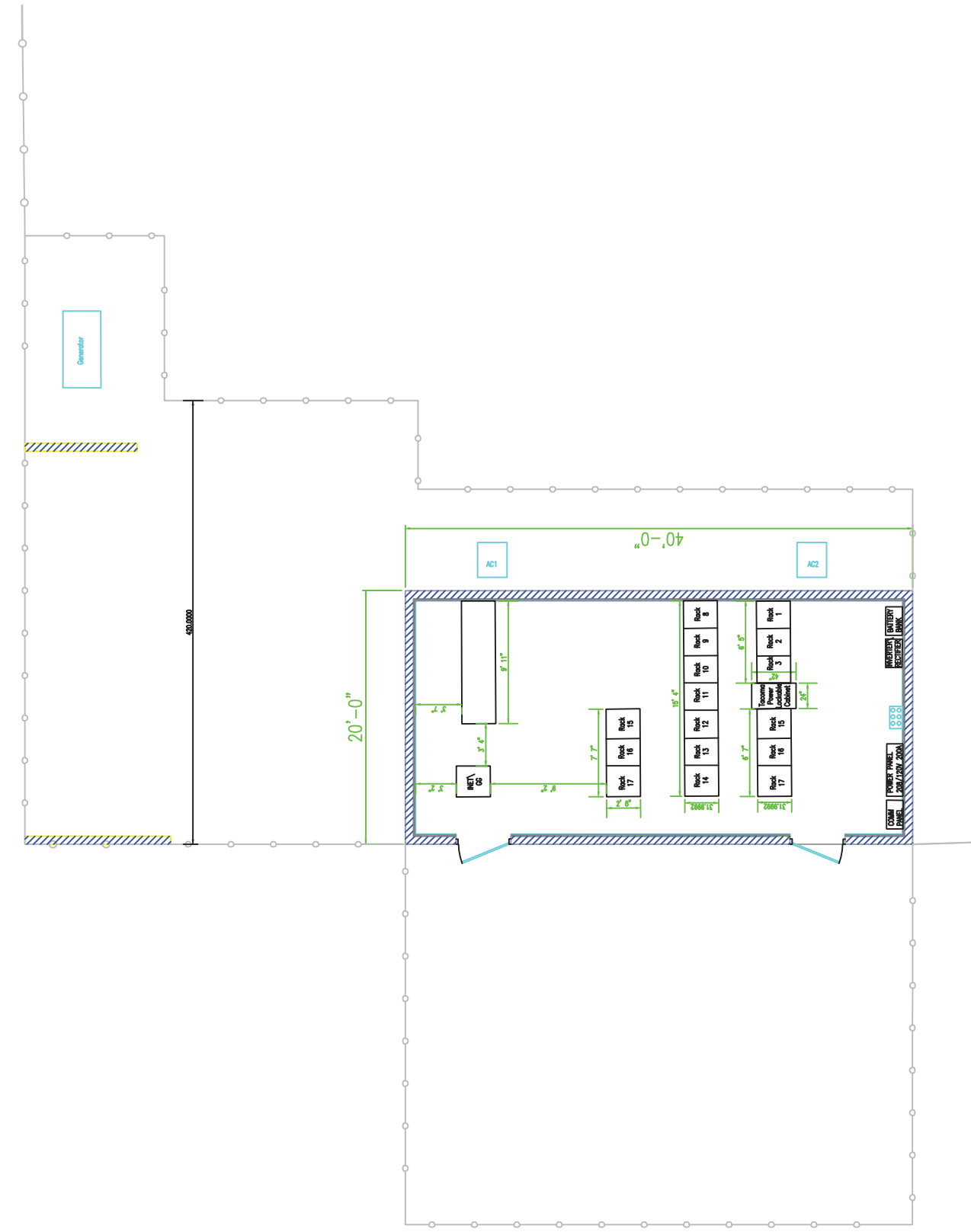
E 64th St


E 'L' St



SE Hub - Map View
6301 East L St

| | | | | | |
|--|------------------|-------|-----|------|-------------|
| 
TACOMA PUBLIC UTILITIES | DATE
08/28/19 | DRAWN | CIP | NODE | POWER REF D |
|--|------------------|-------|-----|------|-------------|

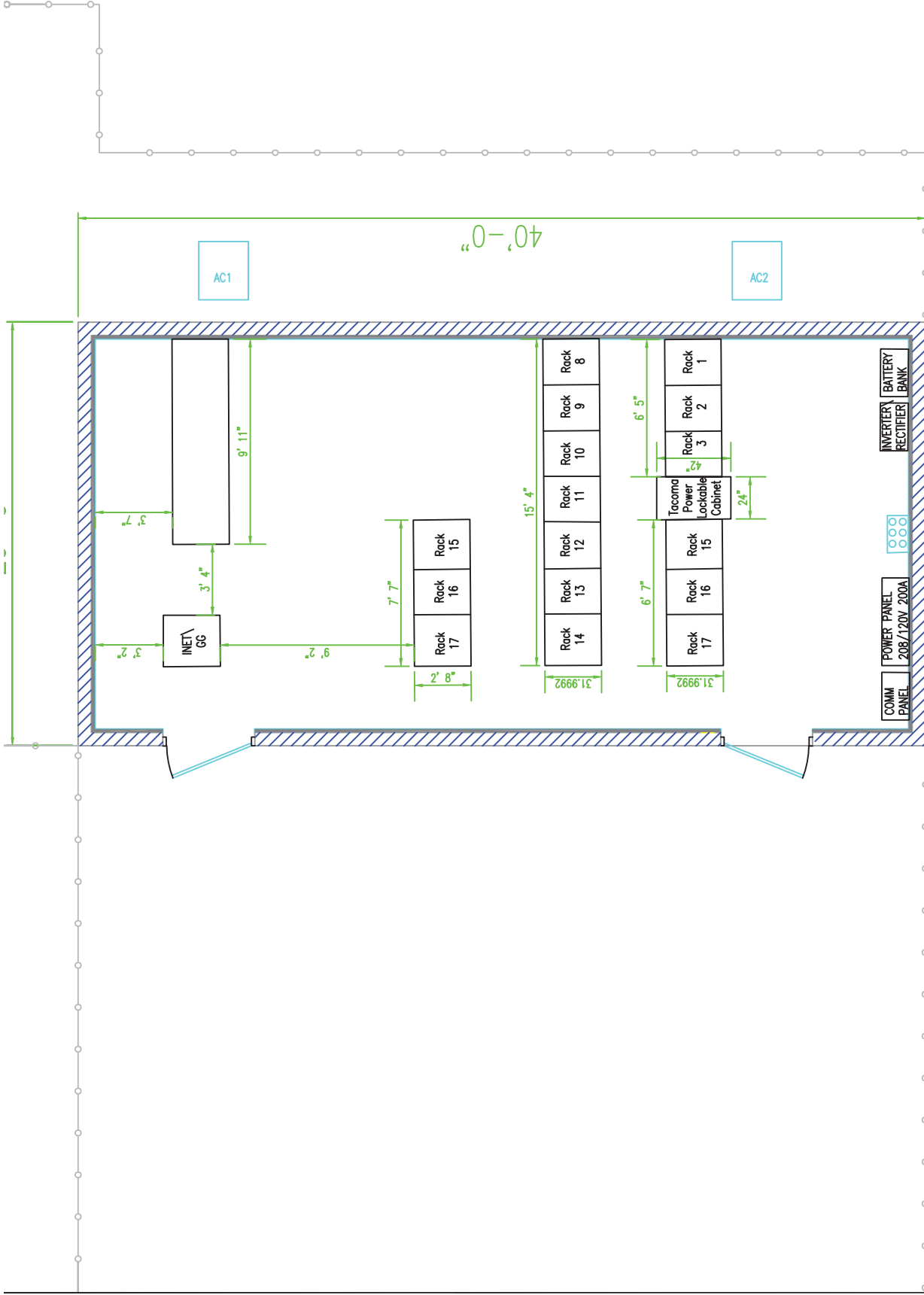




SE Hub – Property View

6301 East L St

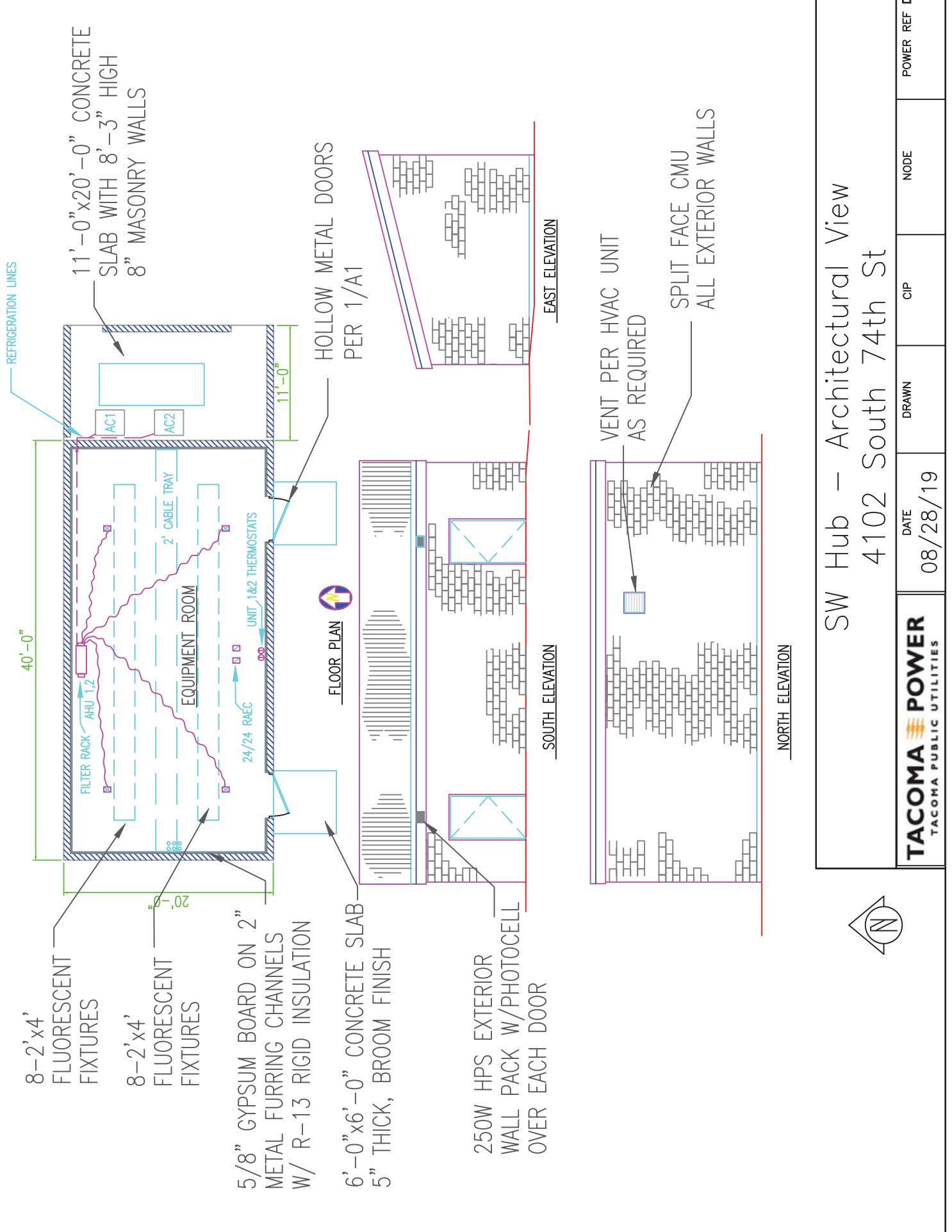
| | | | | | |
|--|------------------|-------|-----|------|-------------|
| TACOMA POWER
TACOMA PUBLIC UTILITIES | DATE
08/28/19 | DRAWN | CIP | NODE | POWER REF D |
|--|------------------|-------|-----|------|-------------|



SE Hub - Building View
6301 East L St

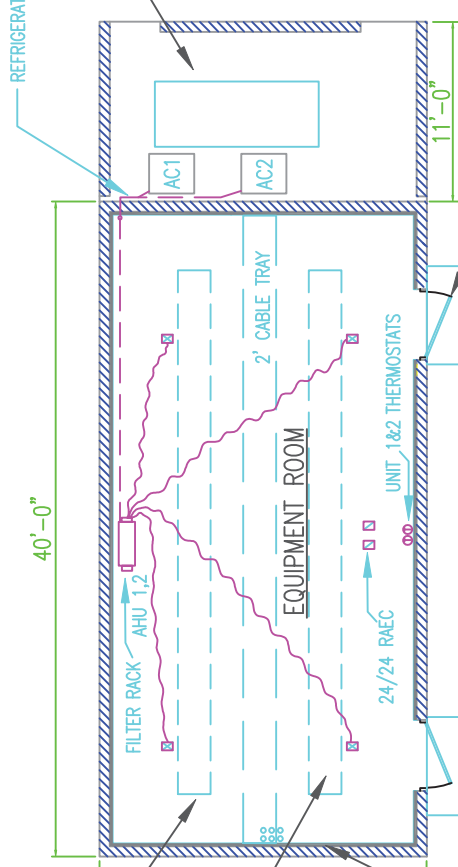


| | | | | | |
|-----------------------------|----------|-------|-----|------|-------------|
|
TACOMA PUBLIC UTILITIES | DATE | DRAWN | CIP | NODE | POWER REF D |
| | 08/28/19 | | | | |



REFRIGERATION LINES

11'-0" x 20'-0" CONCRETE SLAB WITH 8'-3" HIGH 8" MASONRY WALLS



HOLLOW METAL DOORS PER 1/A1

FLOOR PLAN

EAST ELEVATION

SOUTH ELEVATION

NORTH ELEVATION

8-2' x 4' FLUORESCENT FIXTURES

8-2' x 4' FLUORESCENT FIXTURES

5/8" GYPSUM BOARD ON 2" METAL FURRING CHANNELS W/ R-13 RIGID INSULATION

6'-0" x 6'-0" CONCRETE SLAB 5" THICK, BROOM FINISH

250W HPS EXTERIOR WALL PACK W/PHOTOCELL OVER EACH DOOR

VENT PER HVAC UNIT AS REQUIRED

SPLIT FACE CMU ALL EXTERIOR WALLS



SW Hub - Architectural View
4102 South 74th St

| | | | | | |
|-----------------------------|----------|-------|-----|------|-------------|
|
TACOMA PUBLIC UTILITIES | DATE | DRAWN | CIP | NODE | POWER REF D |
| | 08/28/19 | | | | |

MASON AVENUE

MASON

TYLER STREET

TYLER

MONROE ST.

SOUTH 74TH STREET



SW Hub - Map View
4102 South 74th St



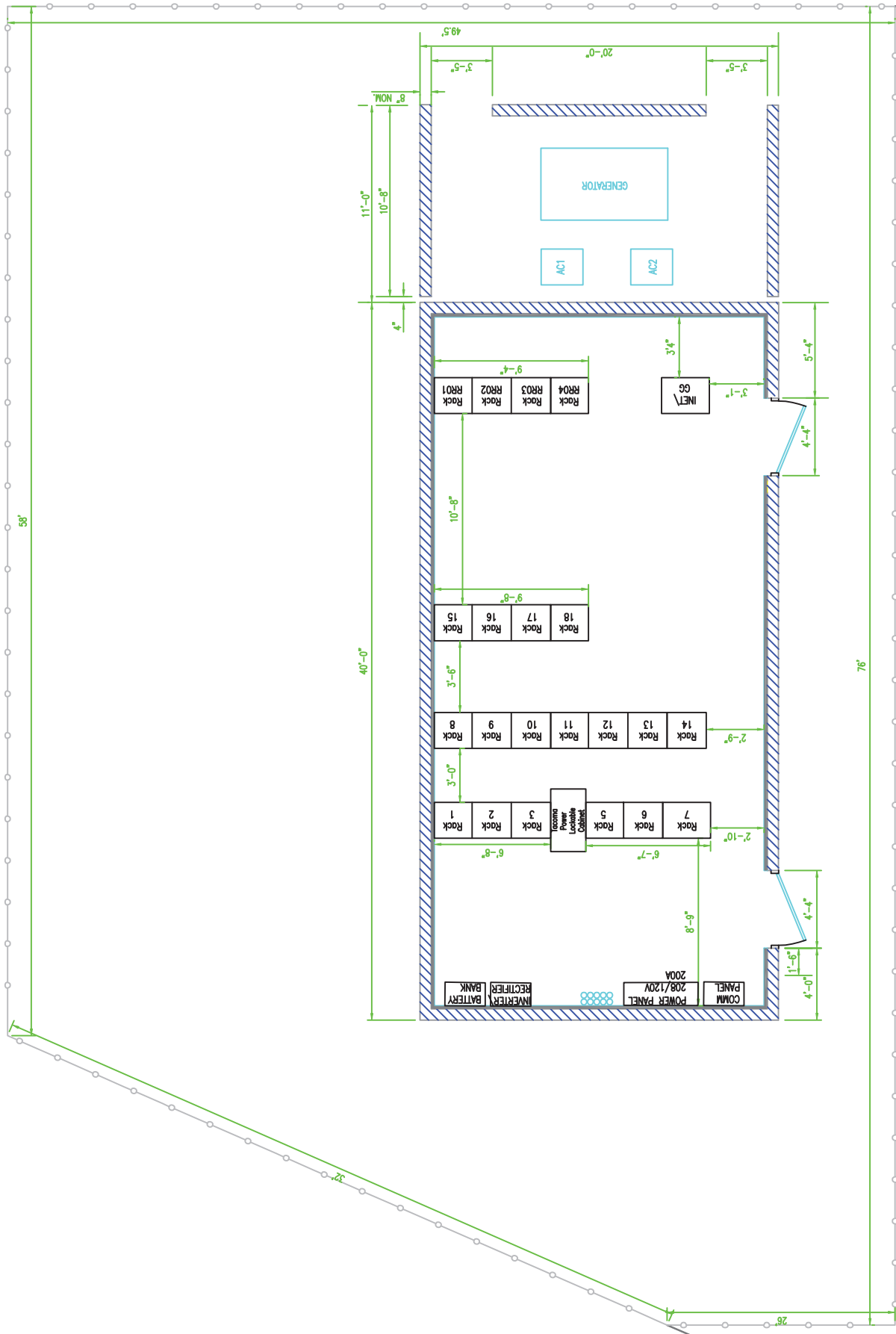
DATE
08/28/19

DRAWN

CIP

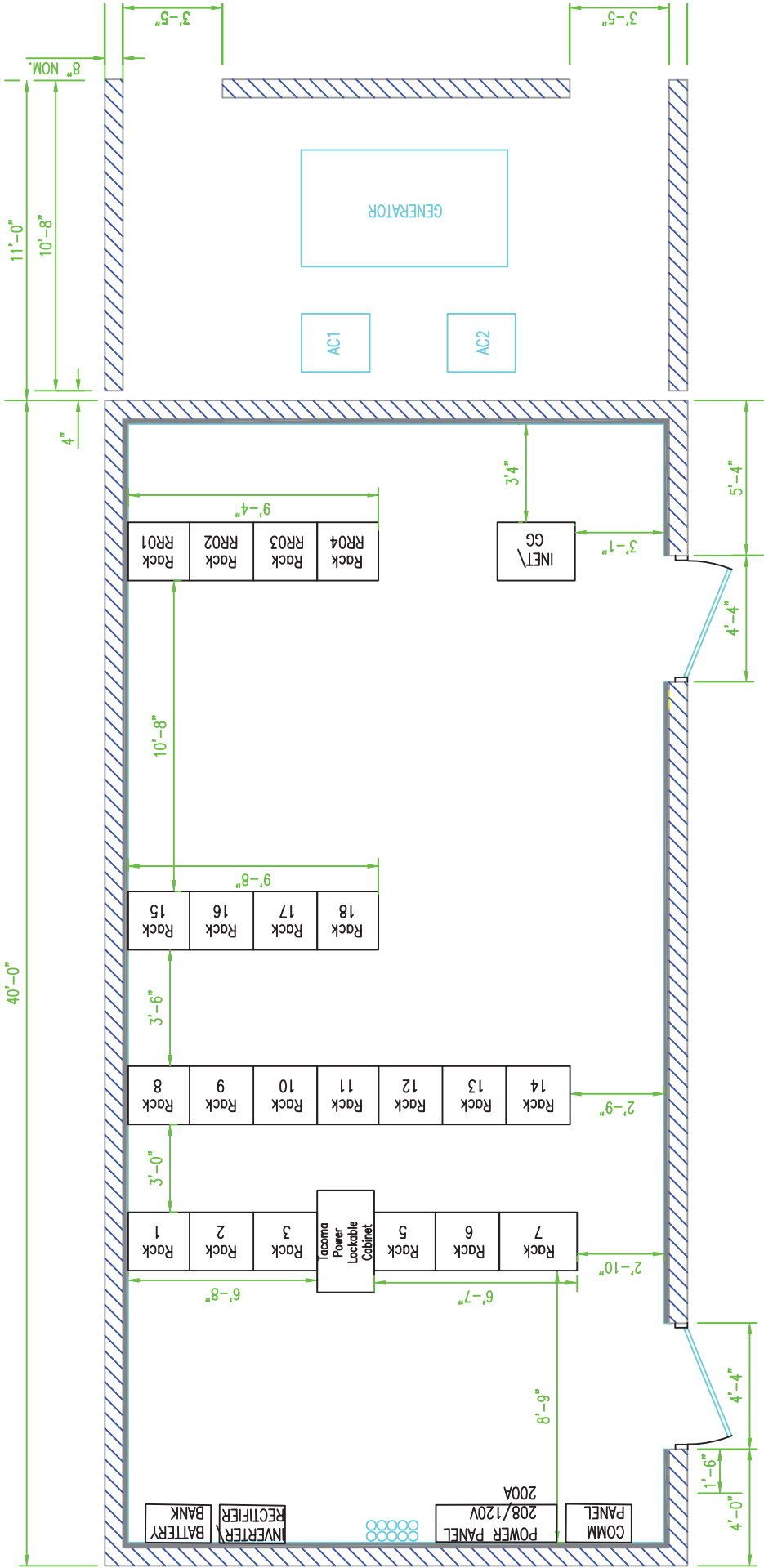
NODE

POWER REF D



SW Hub – Property View
4102 South 74th St

| | | | | | |
|--|------------------|-------|-----|------|-------------|
| TACOMA POWER
TACOMA PUBLIC UTILITIES | DATE
08/28/19 | DRAWN | CIP | NODE | POWER REF D |
|--|------------------|-------|-----|------|-------------|



76'



SW Hub – Building Vew
 4102 South 74th St

| | | | | | |
|---|----------|-------|-----|------|-----------|
|
TACOMA POWER
TACOMA PUBLIC UTILITIES | DATE | DRAWN | CIP | NODE | POWER REF |
| | 08/28/19 | | | | D |

| | |
|---------------------------------|--------------------------|
| Exhibit A3.2 | Ancillary Systems |
| Hub Sites & Head End | |

| Hub | Item | Description | Note |
|----------|--------------------------------------|--|----------------------------|
| C-BBS-NW | AC Unit | 4ea 3 ton Mitsubishi Mr. slims with ceiling cassette indoor units | |
| C-BBS-SE | AC Unit | 4ea 3 ton Mitsubishi Mr. slims with ceiling cassette with indoor units | |
| C-DTN | AC Unit | 2ea 6 ton bards with 1ea 2 ton Trane HP as backup | |
| C-DTS | AC Unit | 2ea 3 ton Mitsubishi Mr. slims with wall mount indoor units | |
| C-BBS-SE | AC Unit | 2ea 2 ton Trane HP | |
| C-BBS-SW | AC Unit | 2ea 2 ton Trane Hp | |
| | | | |
| C-BBS-NW | Fire Suppression System | Fike, Model 10-063 Series | |
| C-BBS-SE | Fire Suppression System | Fike, Model 10-063 Series | |
| C-DTN | Fire Suppression System | Fike, Model 10-063 Series | |
| C-DTS | Fire Suppression System | Fike, Model 10-063 Series | |
| C-BBS-SE | Fire Suppression System | Fike, Model 10-063 Series | |
| C-BBS-SW | Fire Suppression System | Fike, Model 10-063 Series | |
| | | | |
| C-BBS-NW | Generator Set + ATS | CAT D50P1 | |
| C-BBS-SE | Generator Set + ATS | CAT D50P1 | |
| C-DTN | Generator Set + ATS | CAT D50P1 | |
| C-DTS | Generator Set + ATS | CAT D50P1 | |
| C-BBS-SE | Generator Set + ATS | CAT D50P1 | |
| C-BBS-SW | Generator Set + ATS | CAT D50P1 | |
| | | | |
| Head End | Generator Set | Cummins OSM11-G4 NR3, Engine ID # 35276711, Tank is 500 gallon model 45066 | pdf contains more detail |
| Head End | Fire Suppression System | Chemetron Micro-1012 Fire System ID 09572 (serial number NA) | |
| Head End | Fire Suppression System | FIKE Model 10-052 Series, Fire system ID 09573 serial number 971040005 | |
| Head End | LAF Exide GT-31 | | One Flooded Battery String |
| | | | |
| C-DTN | VRLA GNB Absolyte IIP 24-90A13 | Hub String #1 | external battery |
| C-DTN | VRLA GNB Absolyte IIP 24-90A13 | Hub String #2 | external battery |
| C-DTN | VRLA GNB Absolyte IIP 24-90A13 | Hub String #3 | external battery |
| | | | |
| C-DTS | VRLA GNB Absolyte IIP 520AH 24-90A13 | Hub String #1 | external battery |
| C-DTS | VRLA GNB Absolyte IIP 520AH 24-90A13 | Hub String #2 | external battery |
| | | | |
| C-BBS-NE | VRLA GNB Absolyte IIP 24-90A13 | Click! NE Hub String #1 | external battery |
| C-BBS-NE | VRLA GNB Absolyte IIP 24-90A13 | Click! NE Hub String #2 | external battery |
| | | | |
| C-BBS-NW | VRLA GNB Absolyte IIP 24-90A13 | Click! NW Hub String #1 | external battery |
| C-BBS-NW | VRLA GNB Absolyte IIP 24-90A13 | Click! NW Hub String #2 | external battery |
| C-BBS-NW | VRLA GNB Absolyte IIP 24-90A13 | Click! NW Hub String #3 | external battery |
| | | | |
| C-BBS-SE | VRLA GNB Absolyte IIP 24-90A13 | Click! SE Hub String #1 | external battery |
| C-BBS-SE | VRLA GNB Absolyte IIP 24-90A13 | Click! SE Hub String #2 | external battery |
| | | | |

Exhibit A3.2 - Ancillary Systems

| | | | |
|----------|---|-------------------------|--------------------|
| C-BBS-SW | VRLA GNB Absolyte IIP 24-90A13 | Click! SW Hub String #1 | external battery |
| C-BBS-SW | VRLA GNB Absolyte IIP 24-90A13 | Click! SW Hub String #2 | external battery |
| C-DTN | INEX 48V 1.5K VA-1200W/Cordex CXRF 48-3.6kW 208-277 VAC | | Invertor/Rectifier |
| C-DTS | INEX 48V 1.5K VA-1200W/Cordex CXRF 48-3.6kW 208-277 VAC | | Invertor/Rectifier |
| C-BBS-NE | INEX 48V 1.5K VA-1200W/Cordex CXRF 48-3.6kW 208-277 VAC | | Invertor/Rectifier |
| C-BBS-NW | INEX 48V 1.5K VA-1200W/Cordex CXRF 48-3.6kW 208-277 VAC | | Invertor/Rectifier |
| C-BBS-SE | INEX 48V 1.5K VA-1200W/Cordex CXRF 48-3.6kW 208-277 VAC | | Invertor/Rectifier |
| C-BBS-SW | INEX 48V 1.5K VA-1200W/Cordex CXRF 48-3.6kW 208-277 VAC | | Invertor/Rectifier |
| Head End | INEX 48V 1.5K VA-1200W/Cordex CXRF 48-3.6kW 208-277 VAC | | Invertor/Rectifier |



Downtown Vault Network



| | | | | | |
|--|----------|-------|-----|------|-------------|
| TACOMA POWER
TACOMA PUBLIC UTILITIES | DATE | DRAWN | CIP | NODE | POWER REF D |
| | 07/19/19 | | | | 1-8 |



Downtown Vault Network



| | | | | | |
|---|------------------|-------|-----|------|--------------------|
| TACOMA POWER
<small>TACOMA PUBLIC UTILITIES</small> | DATE
07/19/19 | DRAWN | CIP | NODE | POWER REF 0
2-8 |
|---|------------------|-------|-----|------|--------------------|



Downtown Vault Network



TACOMA POWER
TACOMA PUBLIC UTILITIES

DATE
07/19/19

DRAWN

CIP

NODE

POWER REF D
3-8



Downtown Vault Network

TACOMA POWER
TACOMA PUBLIC UTILITIES

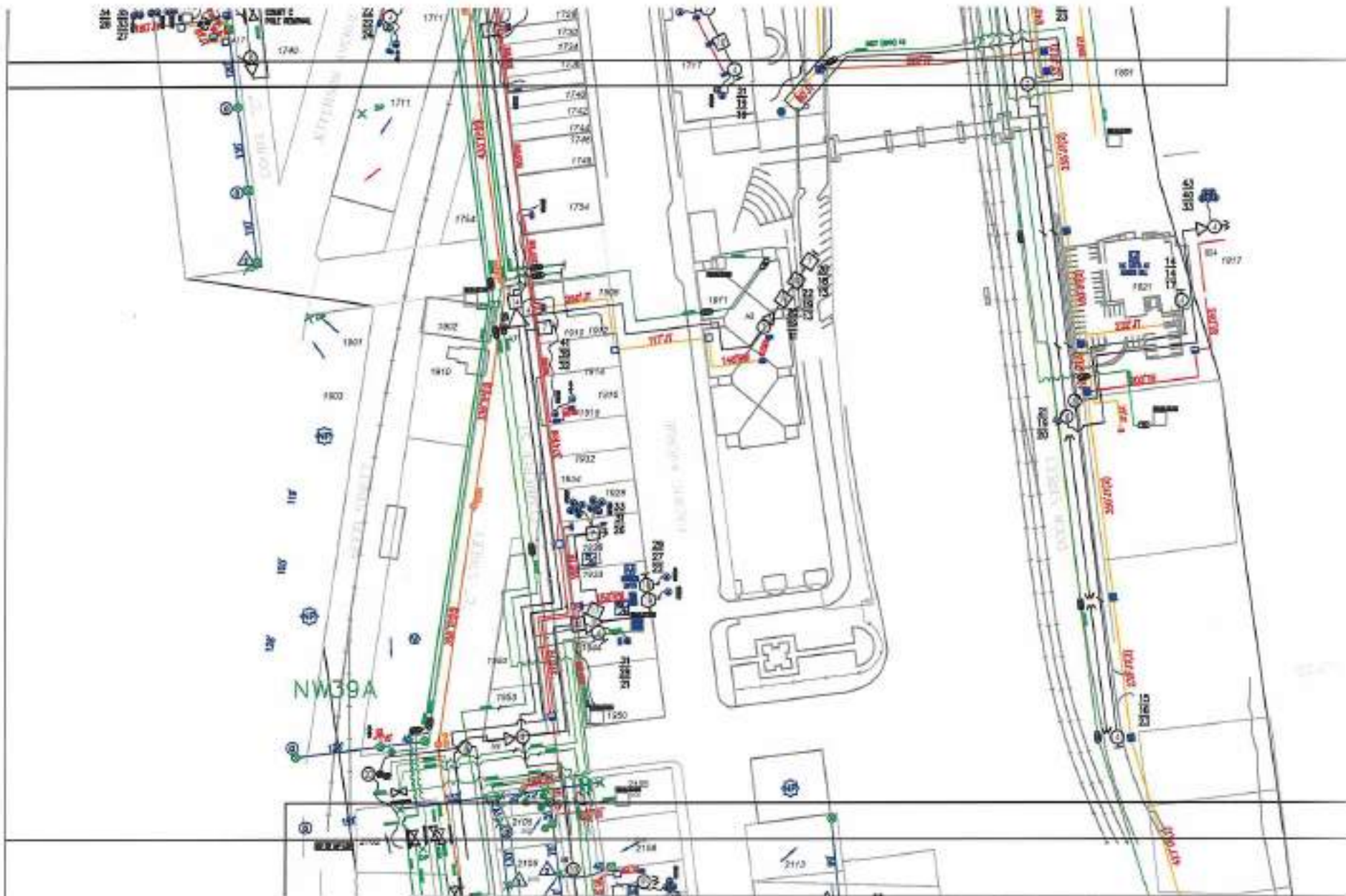
DATE
07/19/19

DRAWN

CIP

NODE

POWER REF ID
4-8



Downtown Vault Network



TACOMA POWER
TACOMA PUBLIC UTILITIES

DATE
07/19/19

DRAWN

CIP

NODE

POWER REF 0
5-8



Downtown Vault Network



| | | | | | |
|--|----------|-------|----|------|-------------|
| TACOMA POWER
TACOMA PUBLIC UTILITIES | DATE | DRAWN | CP | NODE | POWER REF D |
| | 07/19/19 | | | | 6-8 |



Downtown Vault Network



TACOMA POWER
TACOMA PUBLIC UTILITIES

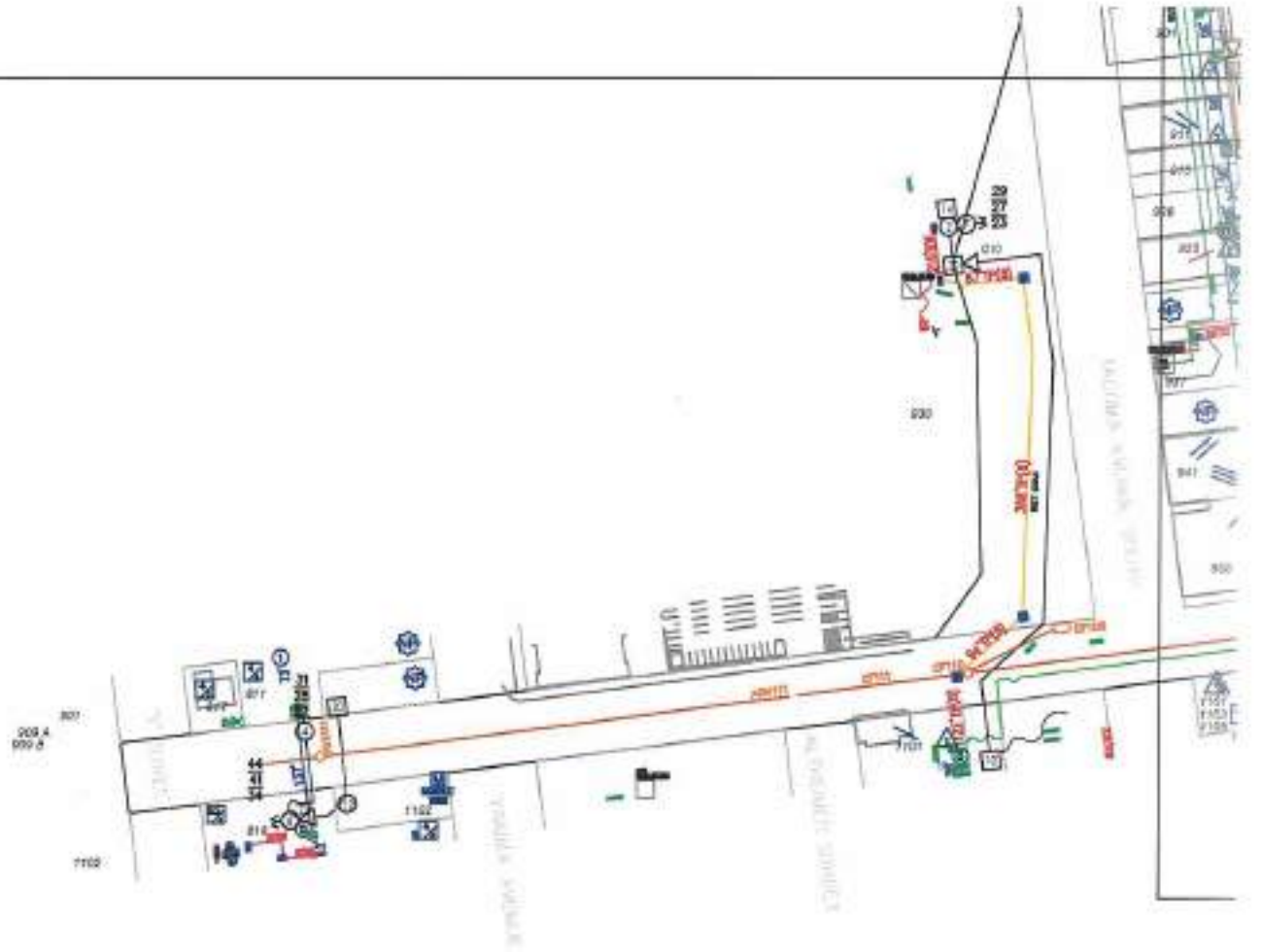
DATE
07/19/19

DRAWN


CIP

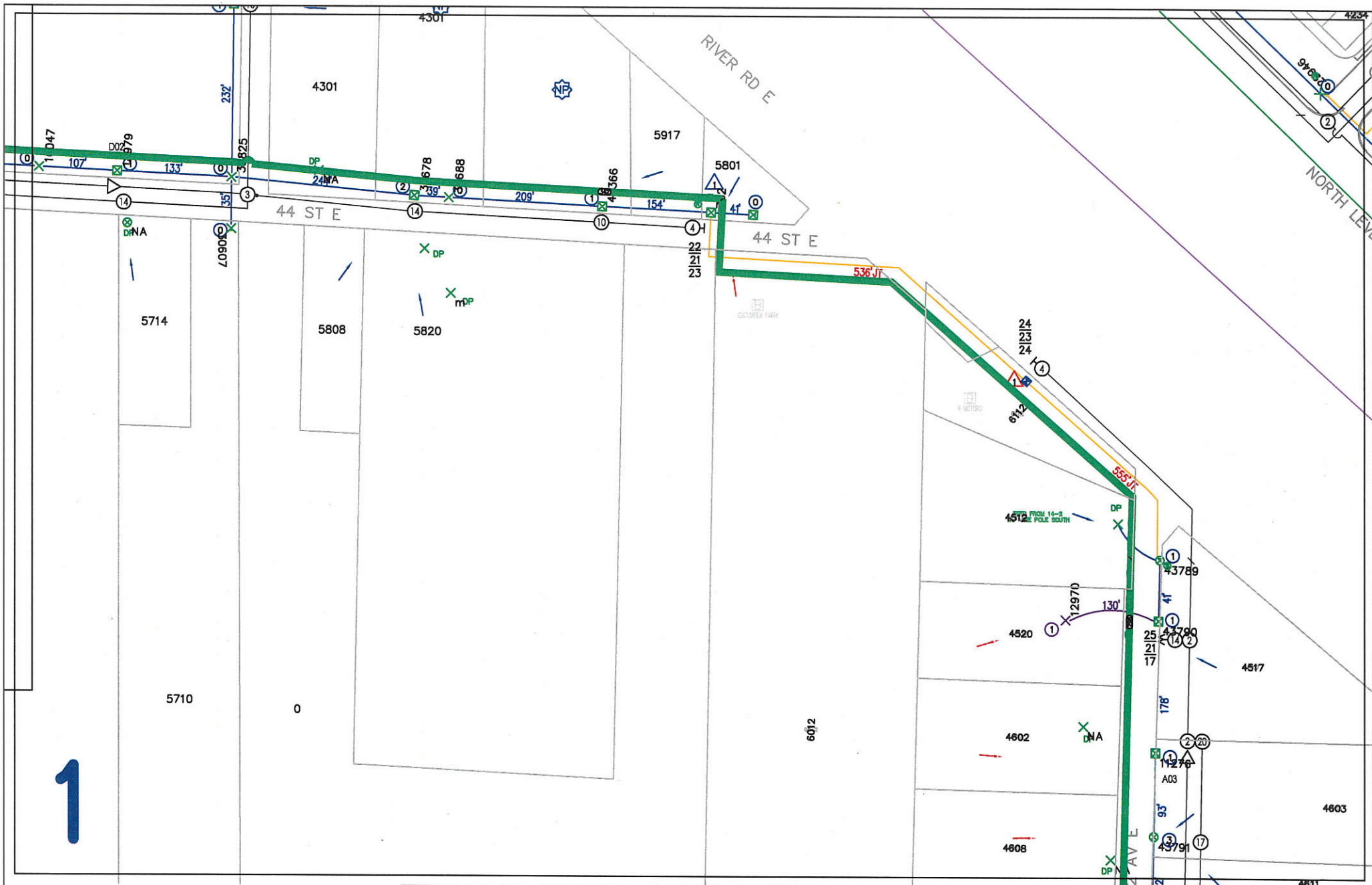
NODE

POWER REF D
7-8



Downtown Vault Network

| | | | | | |
|---|----------|-------|-----|------|-------------|
| 
TACOMA PUBLIC UTILITIES | DATE | DRAWN | CIP | NODE | POWER REF D |
| | 07/19/19 | | | | 8-8 |

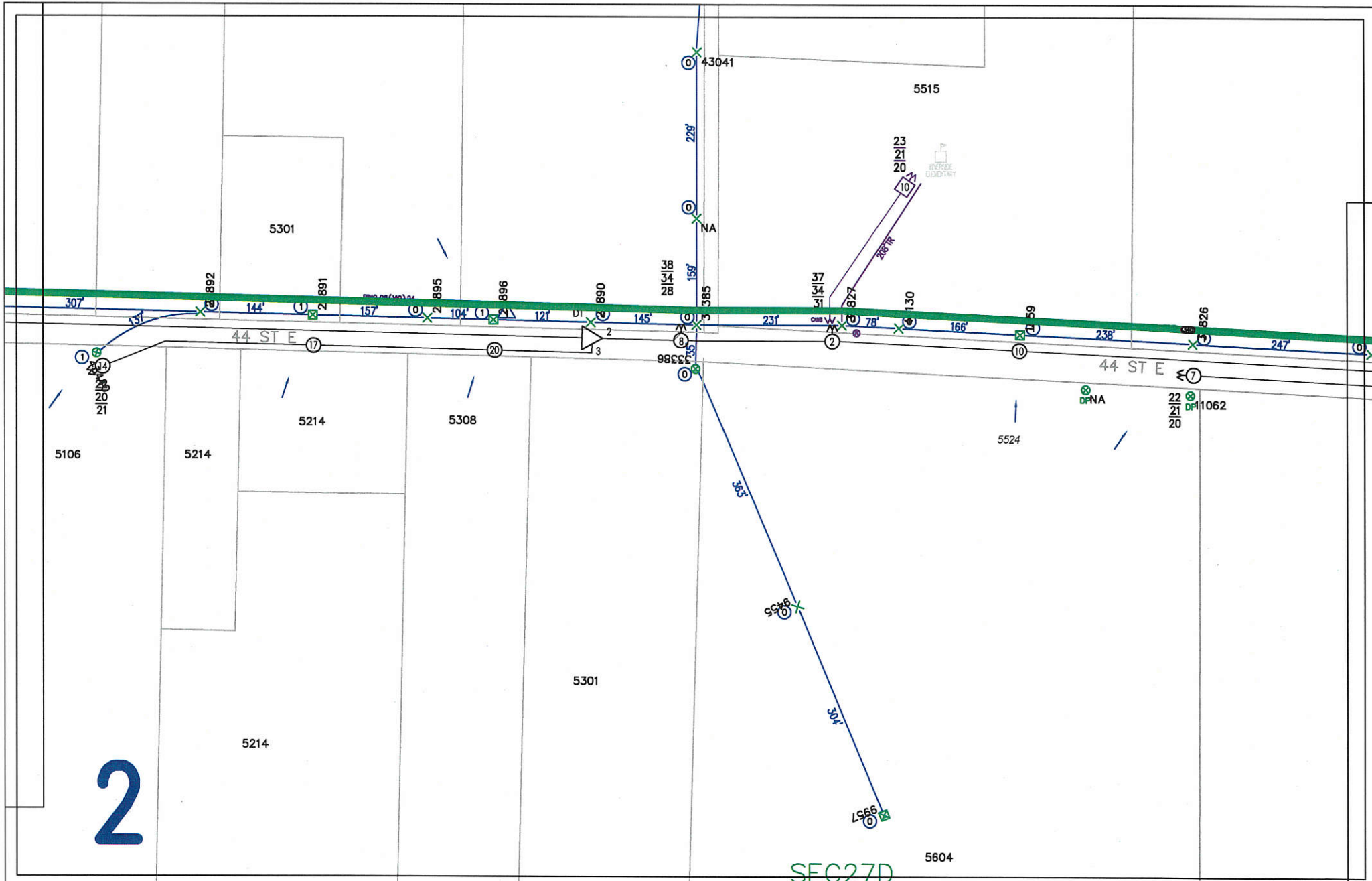


1



Tacoma Power Easement/Pacific Fiber Link Conduit Path

| | | | | | |
|--|------------------|-------|-----|------|-----------------|
| TACOMA POWER
TACOMA PUBLIC UTILITIES | DATE
10/01/19 | DRAWN | CIP | NODE | POWER REF DWG # |
|--|------------------|-------|-----|------|-----------------|

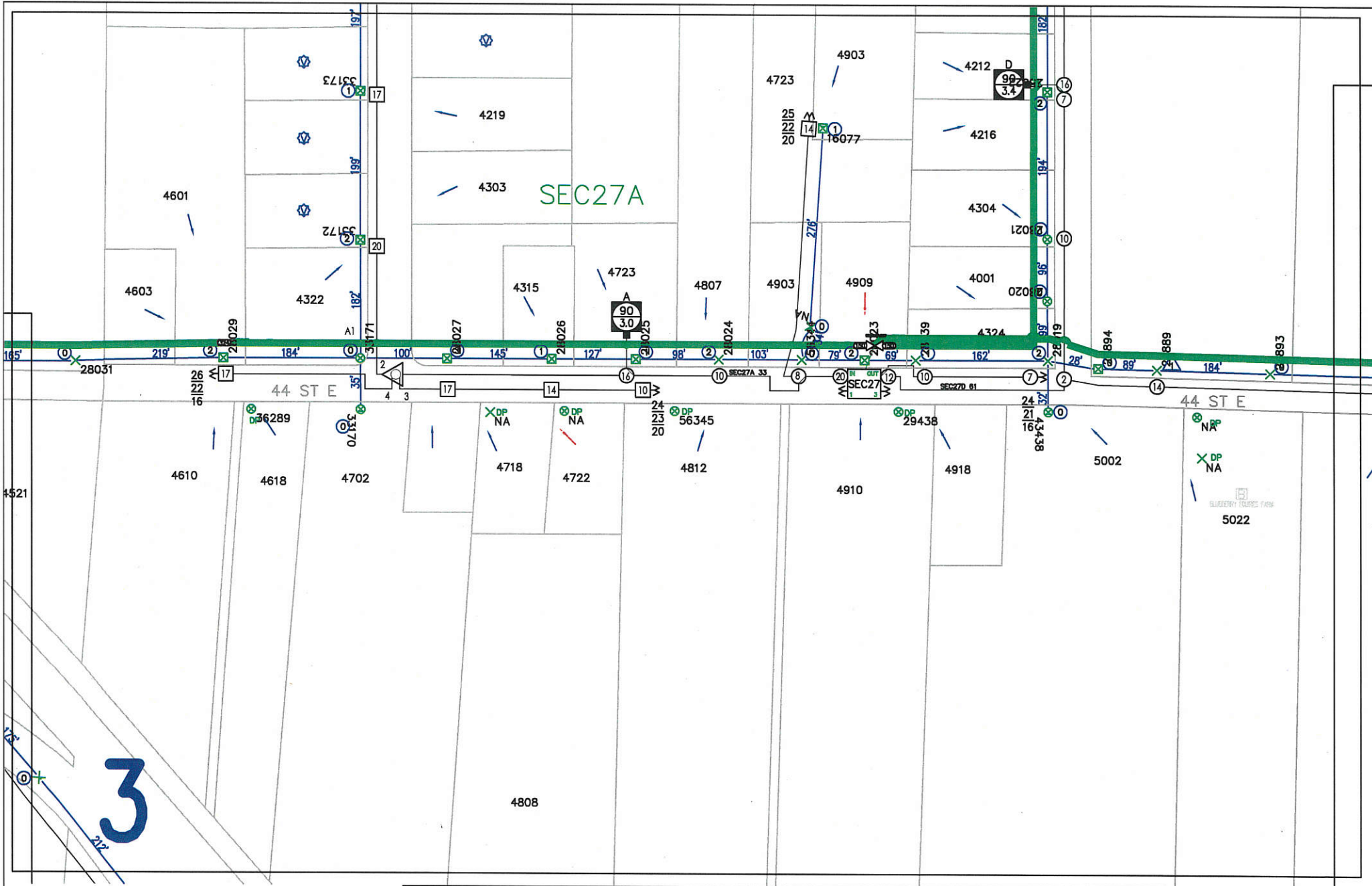


2



Tacoma Power Easement/Pacific Fiber Link Conduit Path

| | | | | | |
|--|------------------|-------|-----|------|-----------------|
| TACOMA POWER
TACOMA PUBLIC UTILITIES | DATE
10/01/19 | DRAWN | CIP | NODE | POWER REF DWG # |
|--|------------------|-------|-----|------|-----------------|



Tacoma Power Easement/Pacific Fiber Link Conduit Path



TACOMA POWER
TACOMA PUBLIC UTILITIES

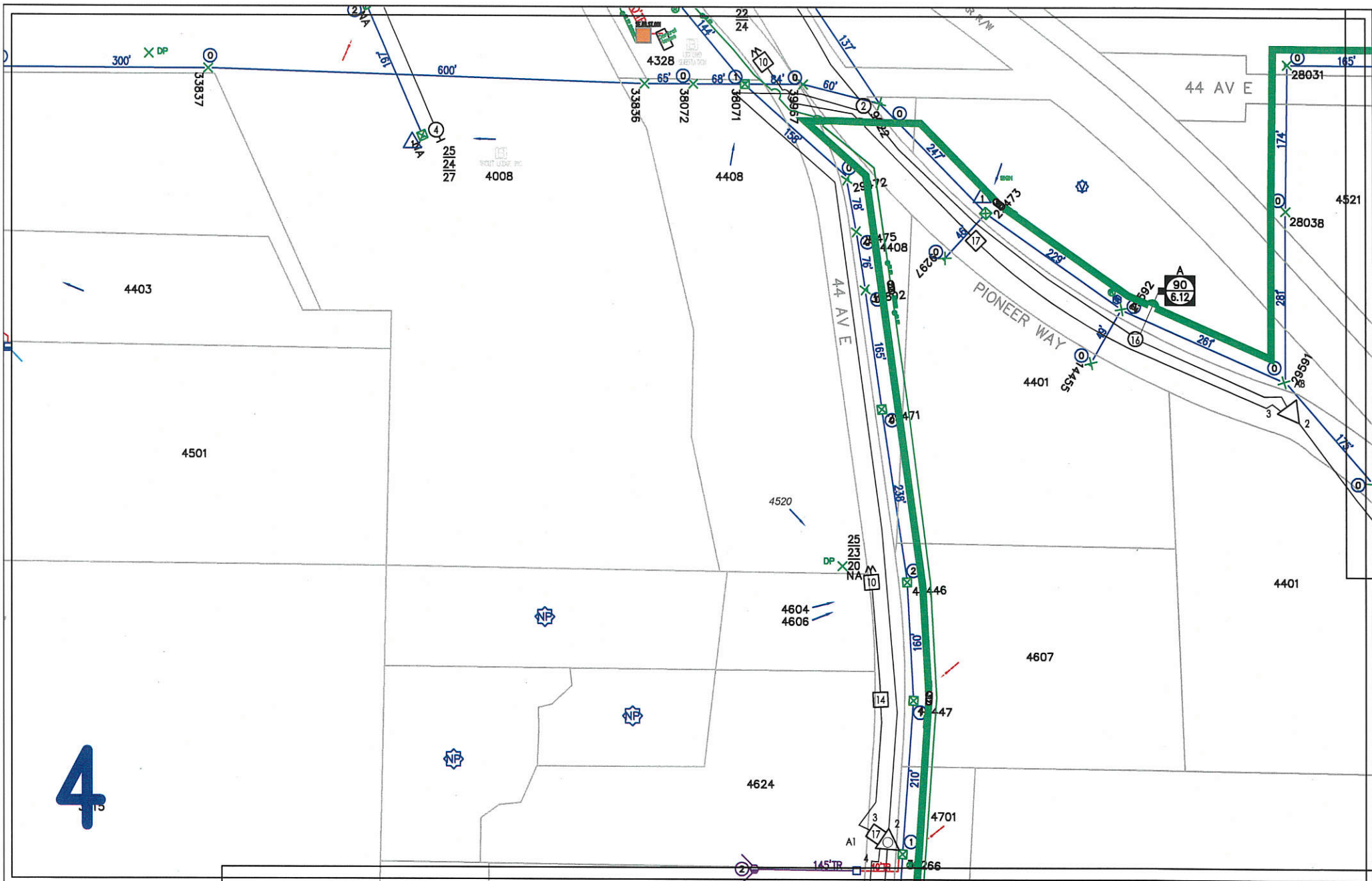
DATE
10/01/19

DRAWN

CIP

NODE

POWER REF DWG #



Tacoma Power Easement/Pacific Fiber Link Conduit Path

TACOMA POWER
TACOMA PUBLIC UTILITIES

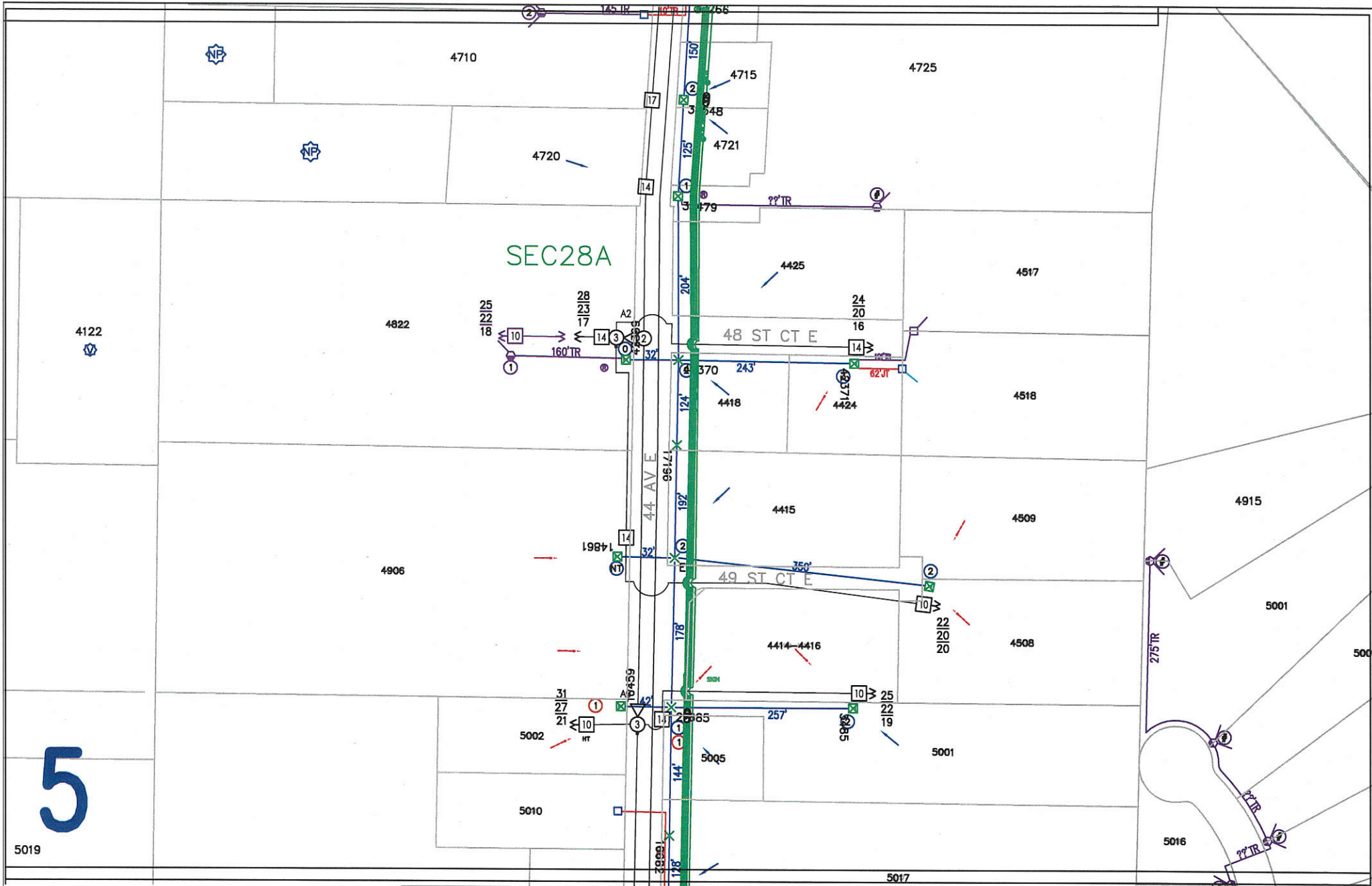
DATE
10/01/19

DRAWN

CIP

NODE

POWER REF DWG #



SEC28A

Tacoma Power Easement/Pacific Fiber Link Conduit Path



TACOMA POWER
TACOMA PUBLIC UTILITIES

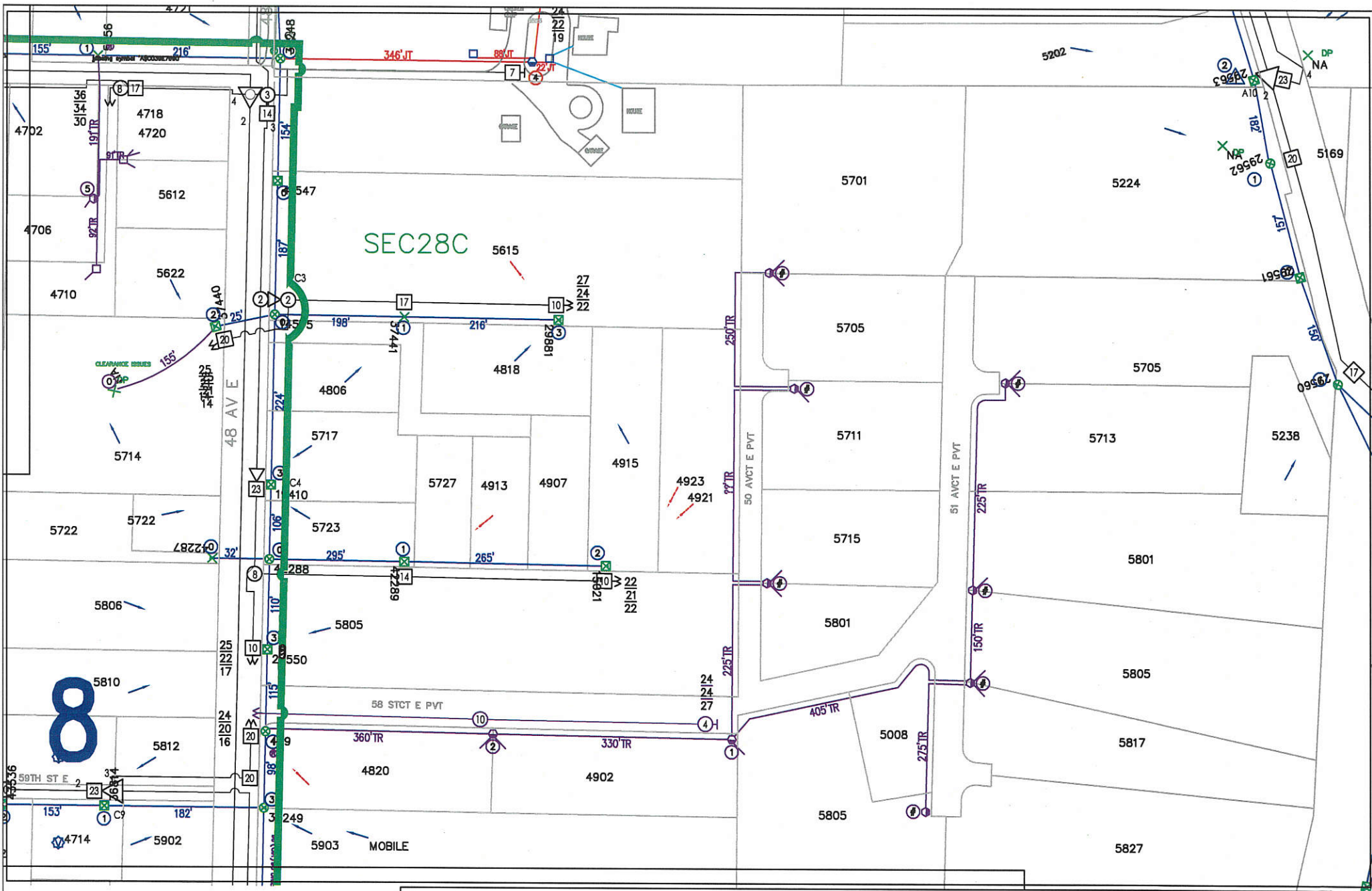
DATE
10/01/19

DRAWN

CIP

NODE

POWER REF DWG #



Tacoma Power Easement/Pacific Fiber Link Conduit Path



TACOMA POWER
TACOMA PUBLIC UTILITIES

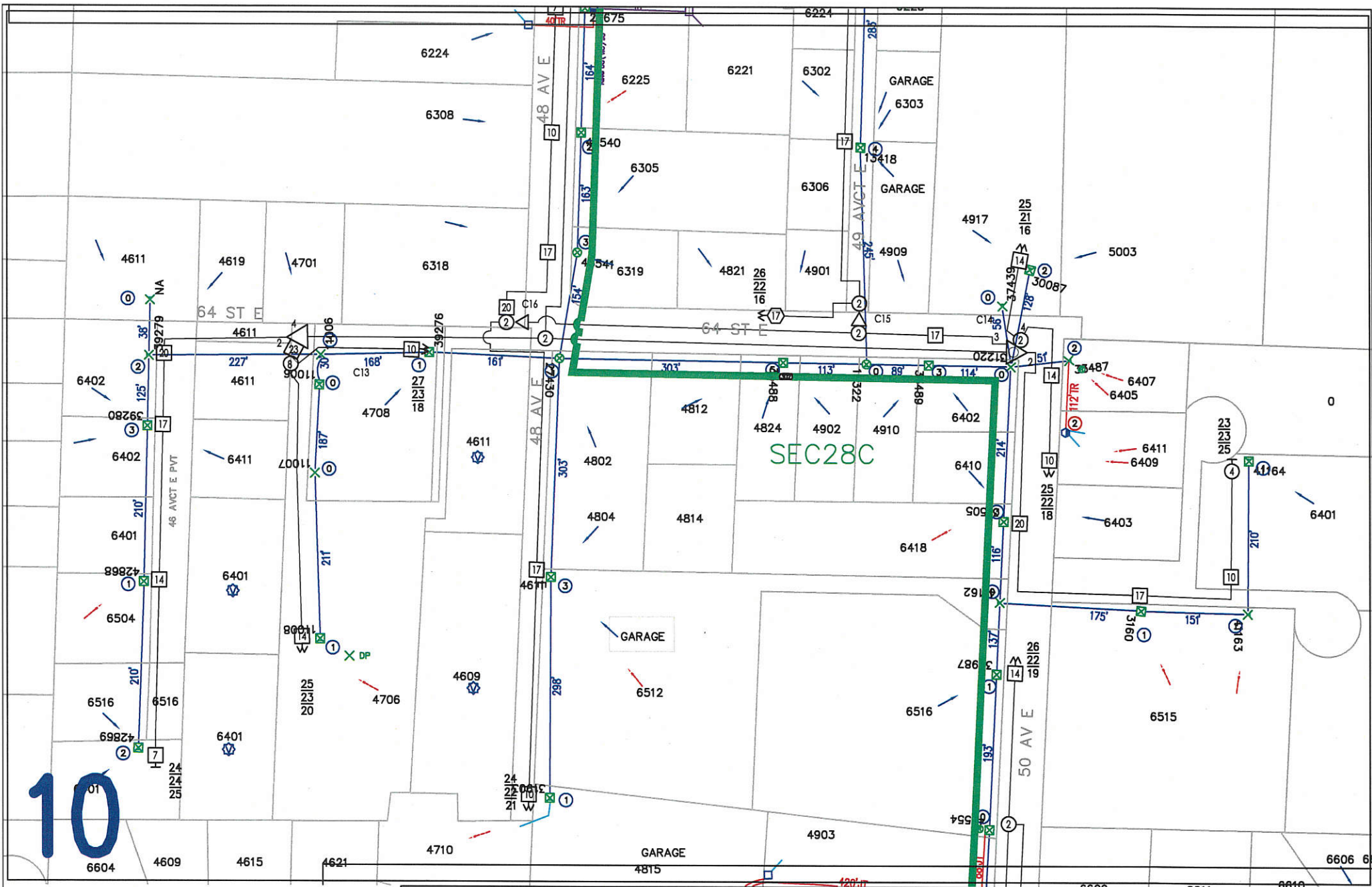
DATE
10/01/19

DRAWN

CIP

NODE

POWER REF DWG #



Tacoma Power Easement/Pacific Fiber Link Conduit Path



TACOMA POWER
TACOMA PUBLIC UTILITIES

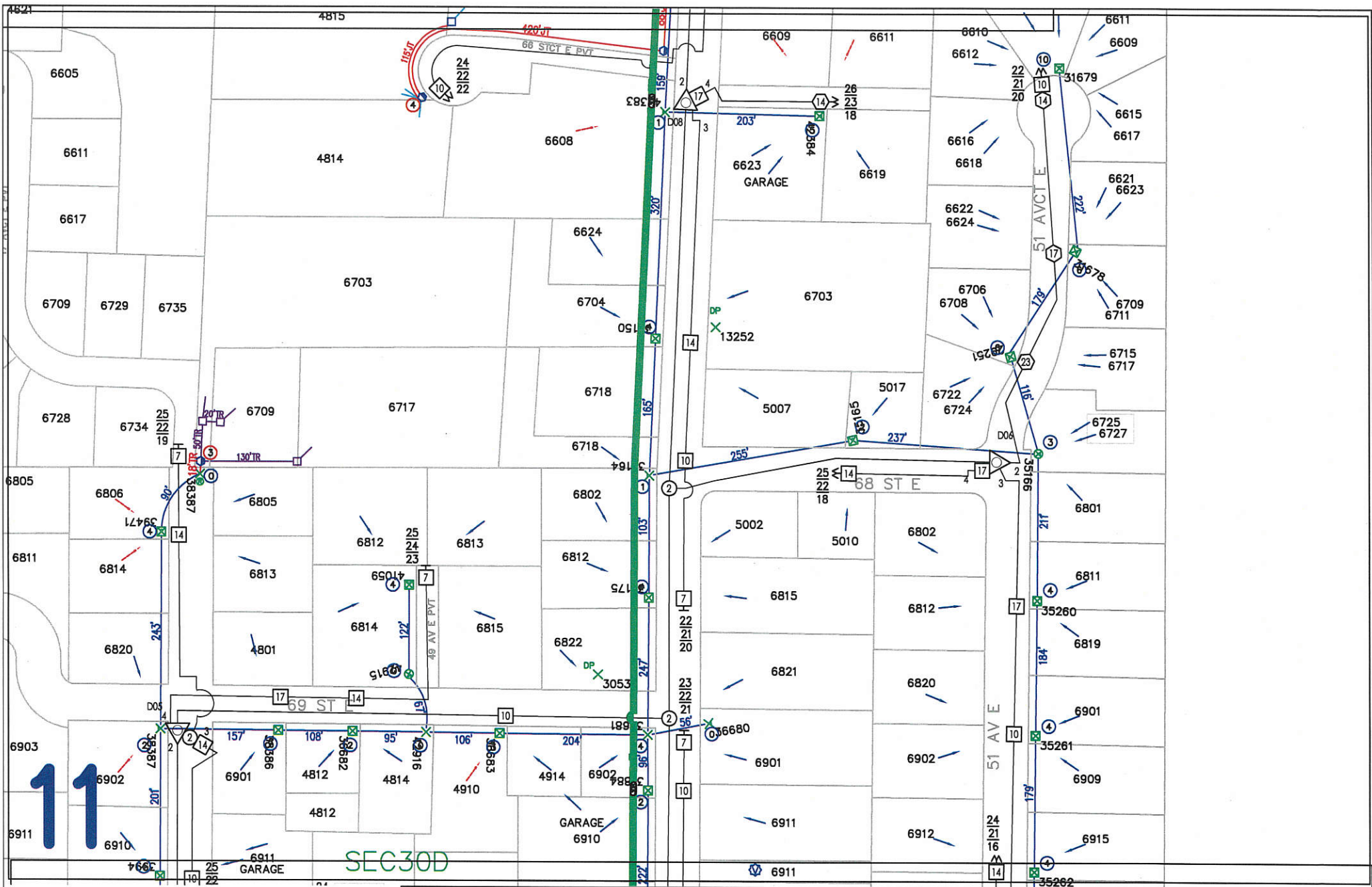
DATE
10/01/19

DRAWN

CIP

NODE

POWER REF DWG #



Tacoma Power Easement/Pacific Fiber Link Conduit Path



TACOMA POWER
TACOMA PUBLIC UTILITIES

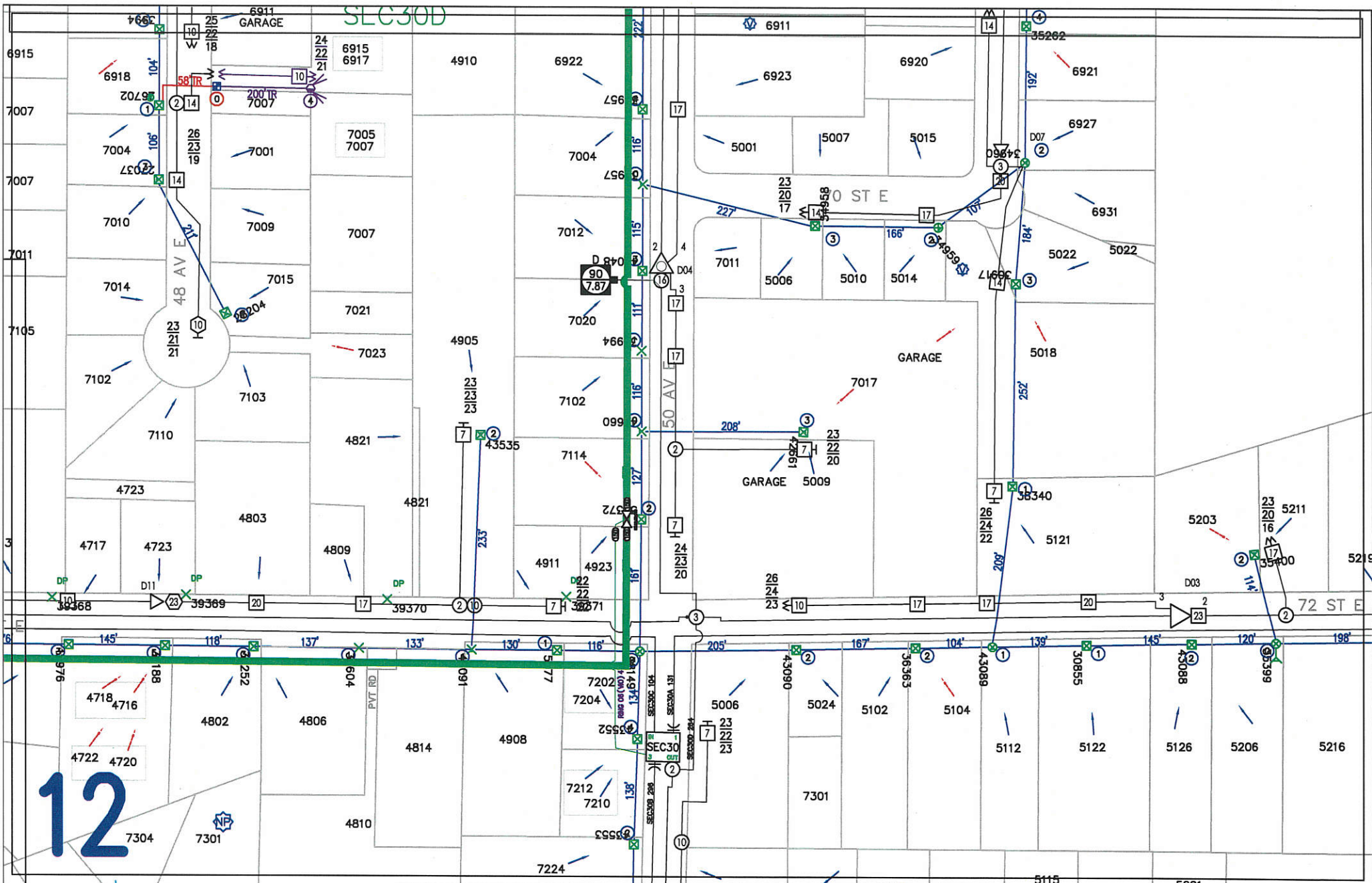
DATE
10/01/19

DRAWN

CIP

NODE

POWER REF DWG #



Tacoma Power Easement/Pacific Fiber Link Conduit Path



TACOMA POWER
TACOMA PUBLIC UTILITIES

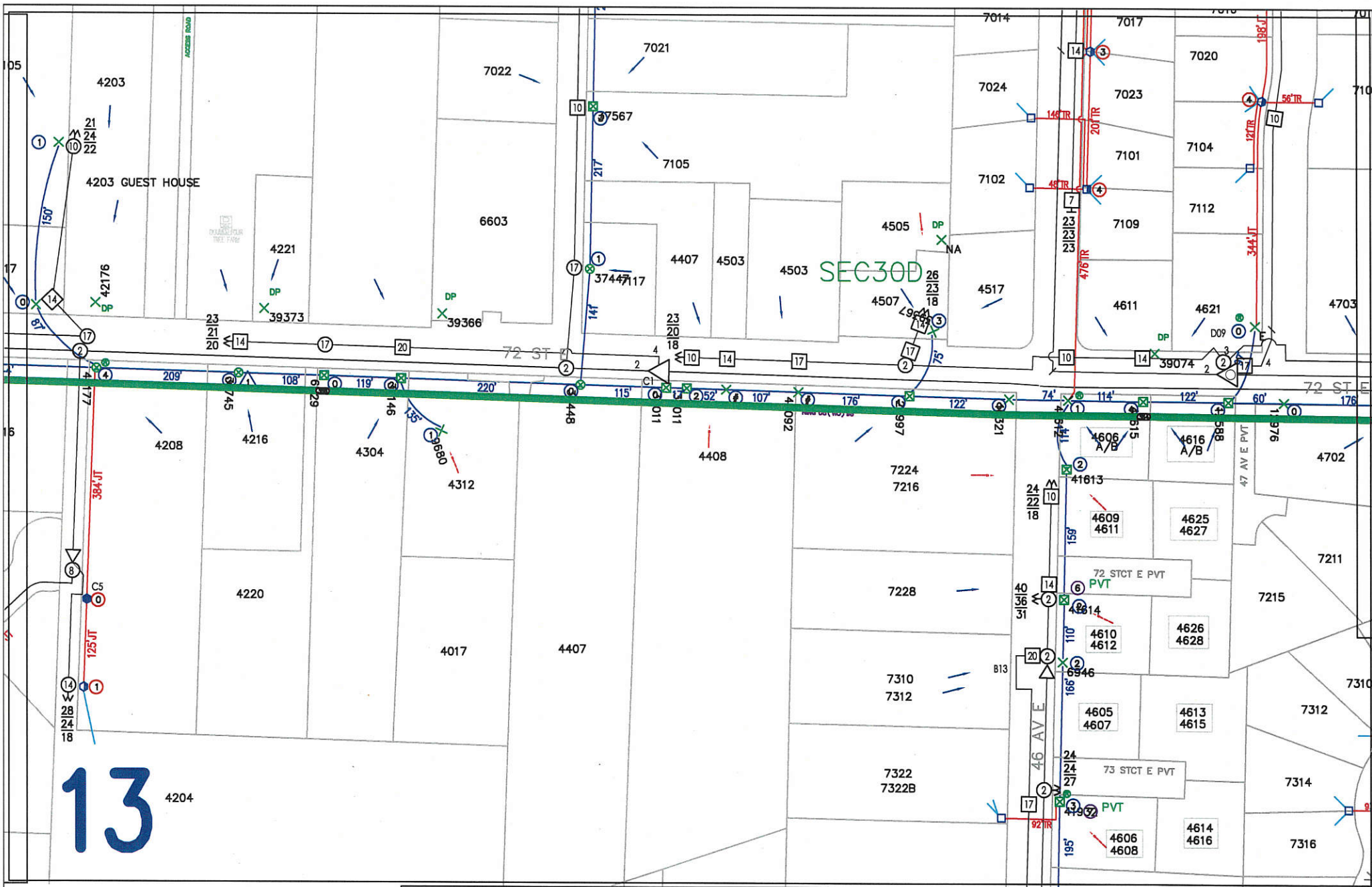
DATE
10/01/19

DRAWN

CIP

NODE

POWER REF DWG #



Tacoma Power Easement/Pacific Fiber Link Conduit Path

TACOMA POWER
TACOMA PUBLIC UTILITIES

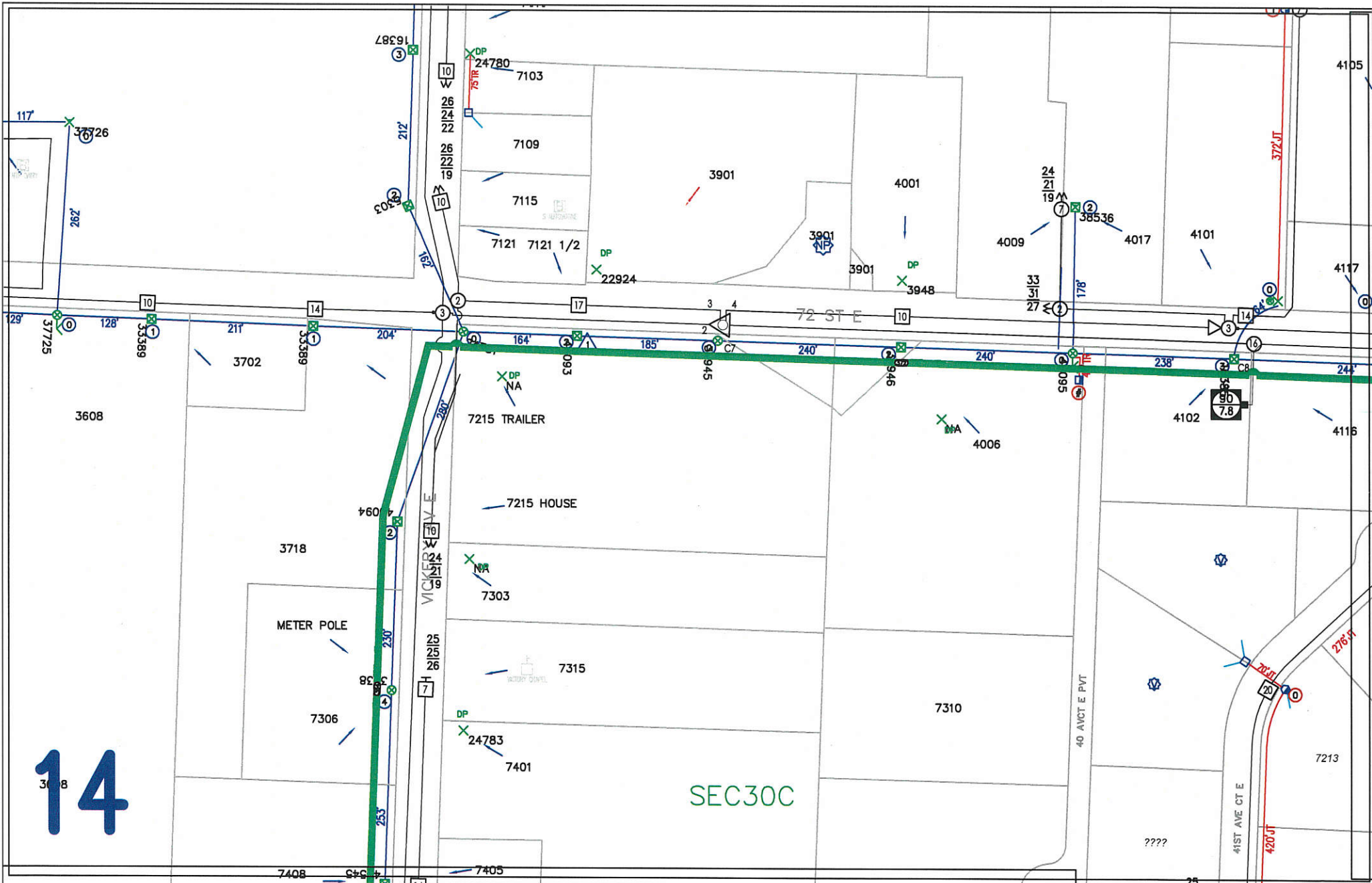
DATE
10/01/19

DRAWN

CIP

NODE

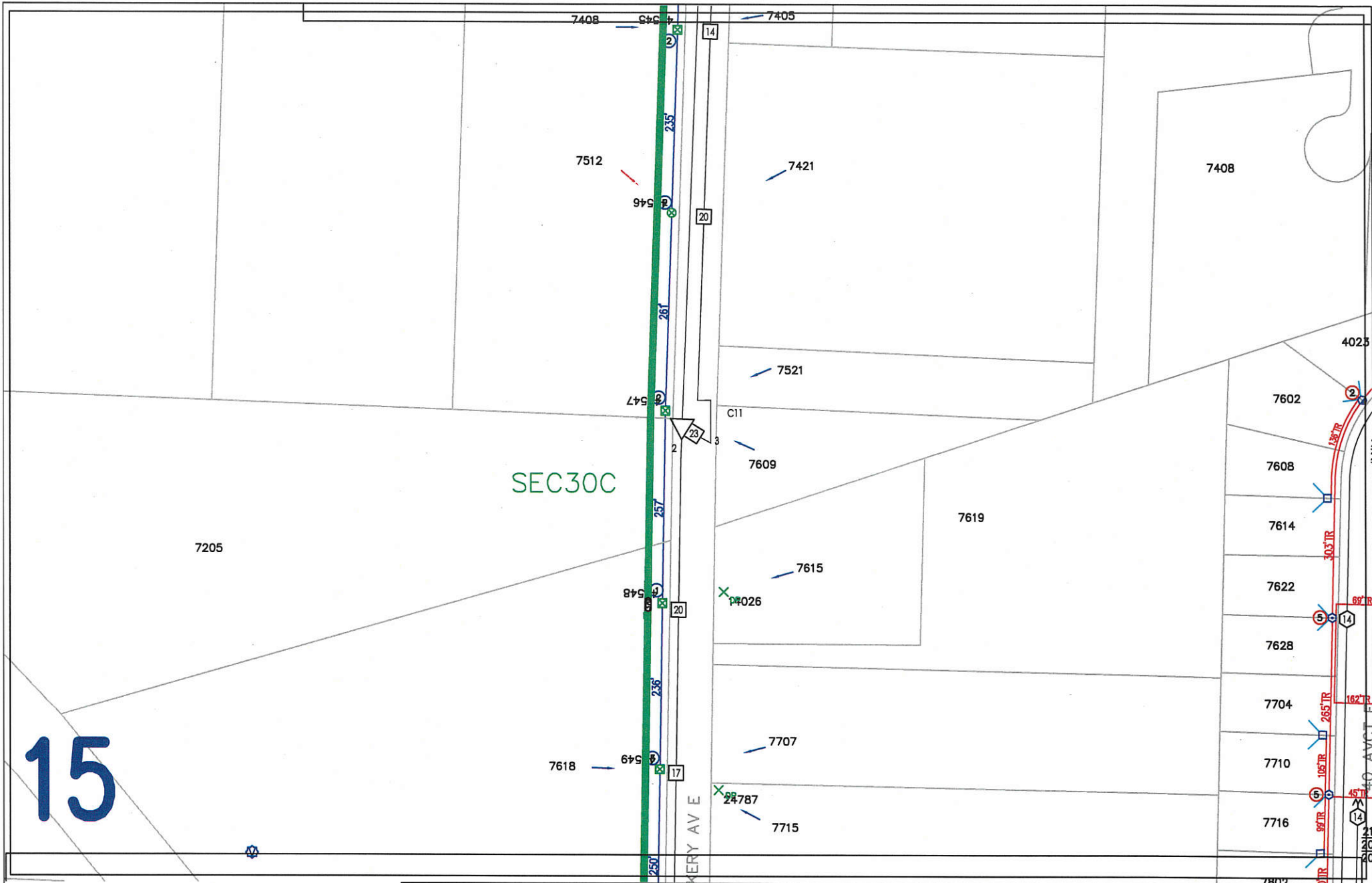
POWER REF DWG #



Tacoma Power Easement/Pacific Fiber Link Conduit Path



| | | | | | |
|--|------------------|-------|-----|------|-----------------|
| TACOMA POWER
TACOMA PUBLIC UTILITIES | DATE
10/01/19 | DRAWN | CIP | NODE | POWER REF DWG # |
|--|------------------|-------|-----|------|-----------------|



15

Tacoma Power Easement/Pacific Fiber Link Conduit Path



TACOMA POWER
TACOMA PUBLIC UTILITIES

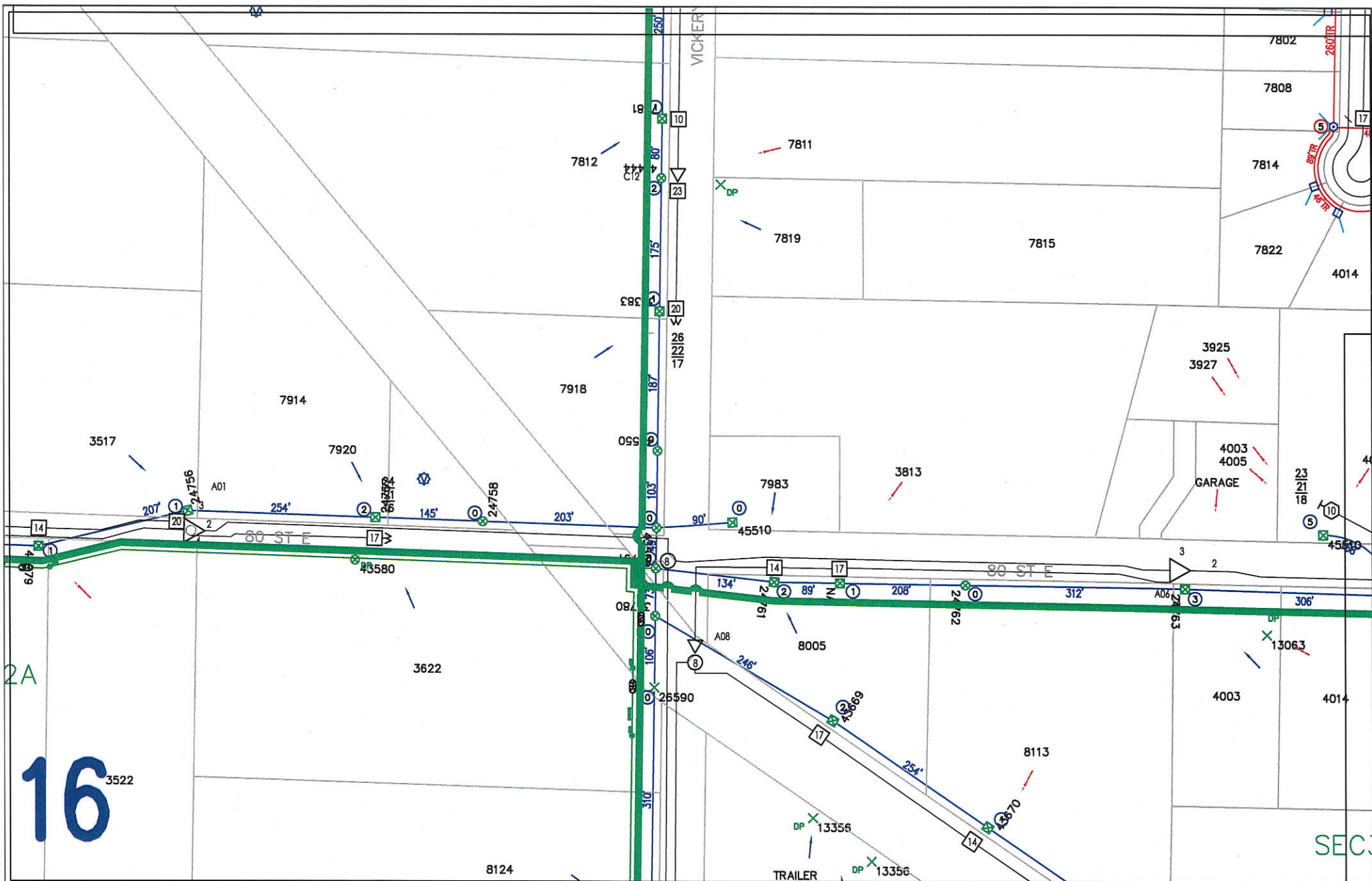
DATE
10/01/19

DRAWN

CIP

NODE

POWER REF DWG #



2A

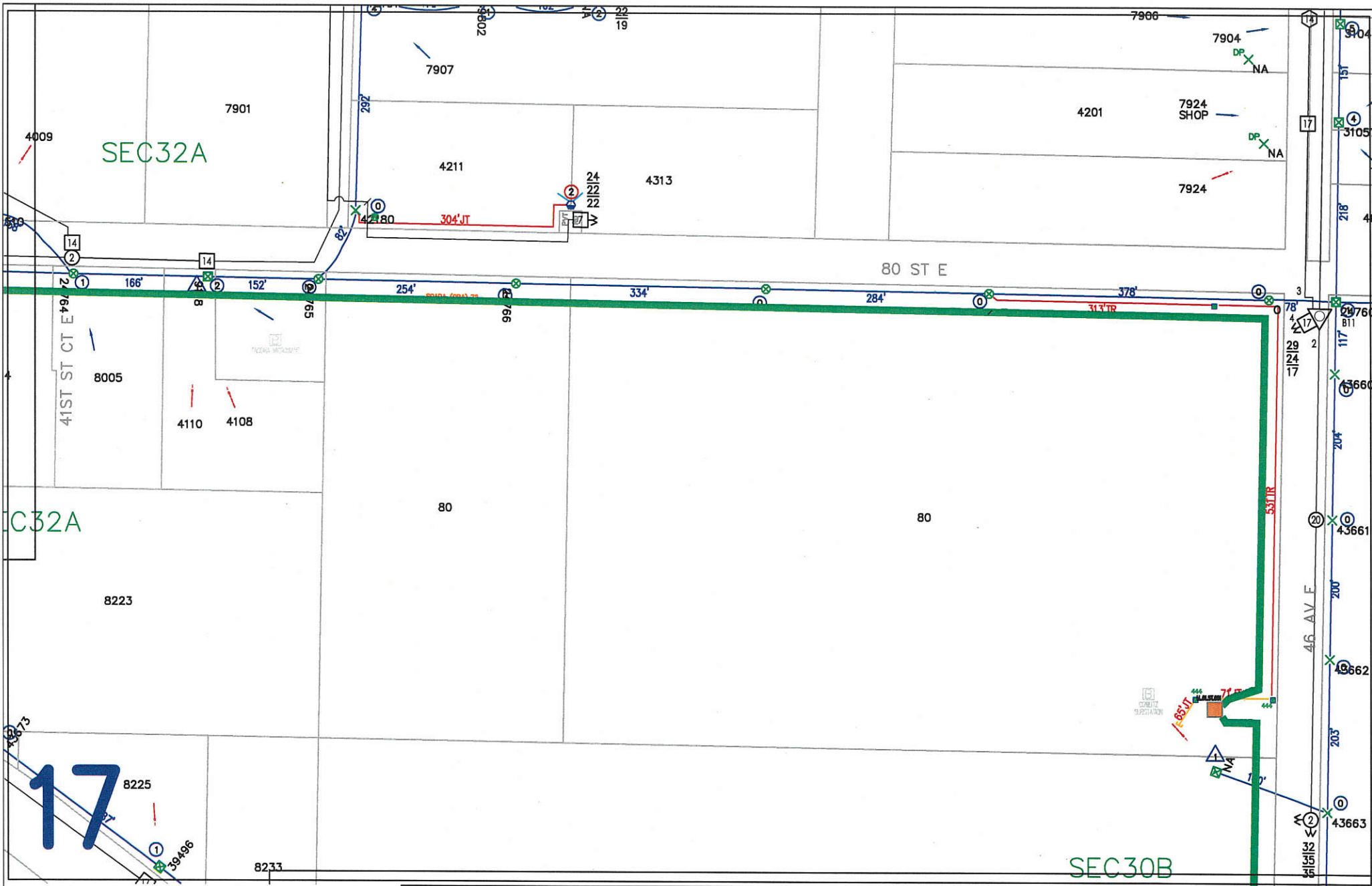
16³⁵²²

SEC



Tacoma Power Easement/Pacific Fiber Link Conduit Path

| | | | | | |
|--|------------------|-------|-----|------|-----------------|
| TACOMA POWER
TACOMA PUBLIC UTILITIES | DATE
10/01/19 | DRAWN | CIP | NODE | POWER REF DWG # |
|--|------------------|-------|-----|------|-----------------|



SEC32A

C32A

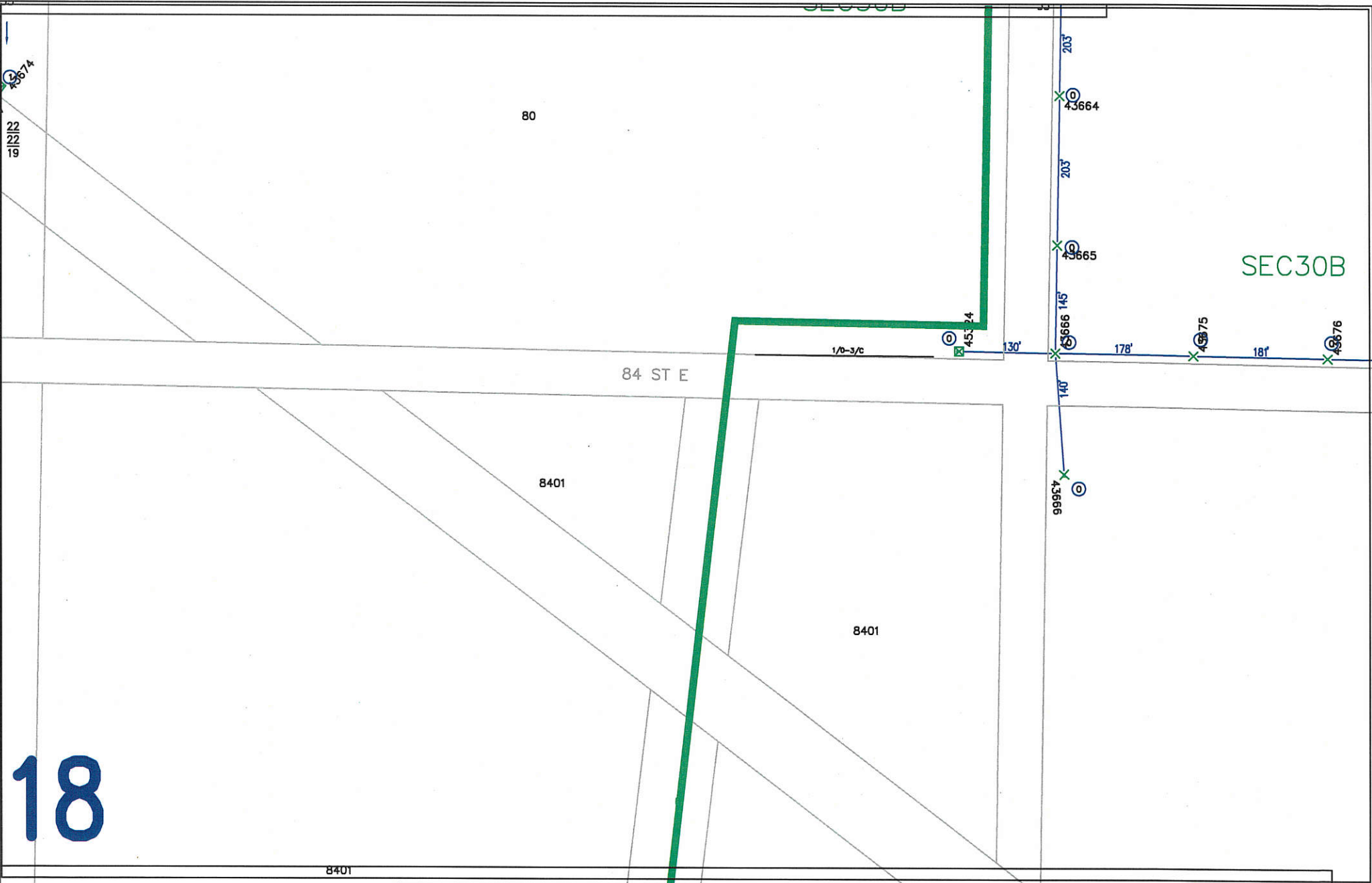
SEC30B

17

Tacoma Power Easement/Pacific Fiber Link Conduit Path



| | | | | | |
|--|----------|-------|-----|------|-----------------|
| TACOMA POWER
TACOMA PUBLIC UTILITIES | DATE | DRAWN | CIP | NODE | POWER REF DWG # |
| | 10/01/19 | | | | |



18



Tacoma Power Easement/Pacific Fiber Link Conduit Path

TACOMA POWER
TACOMA PUBLIC UTILITIES

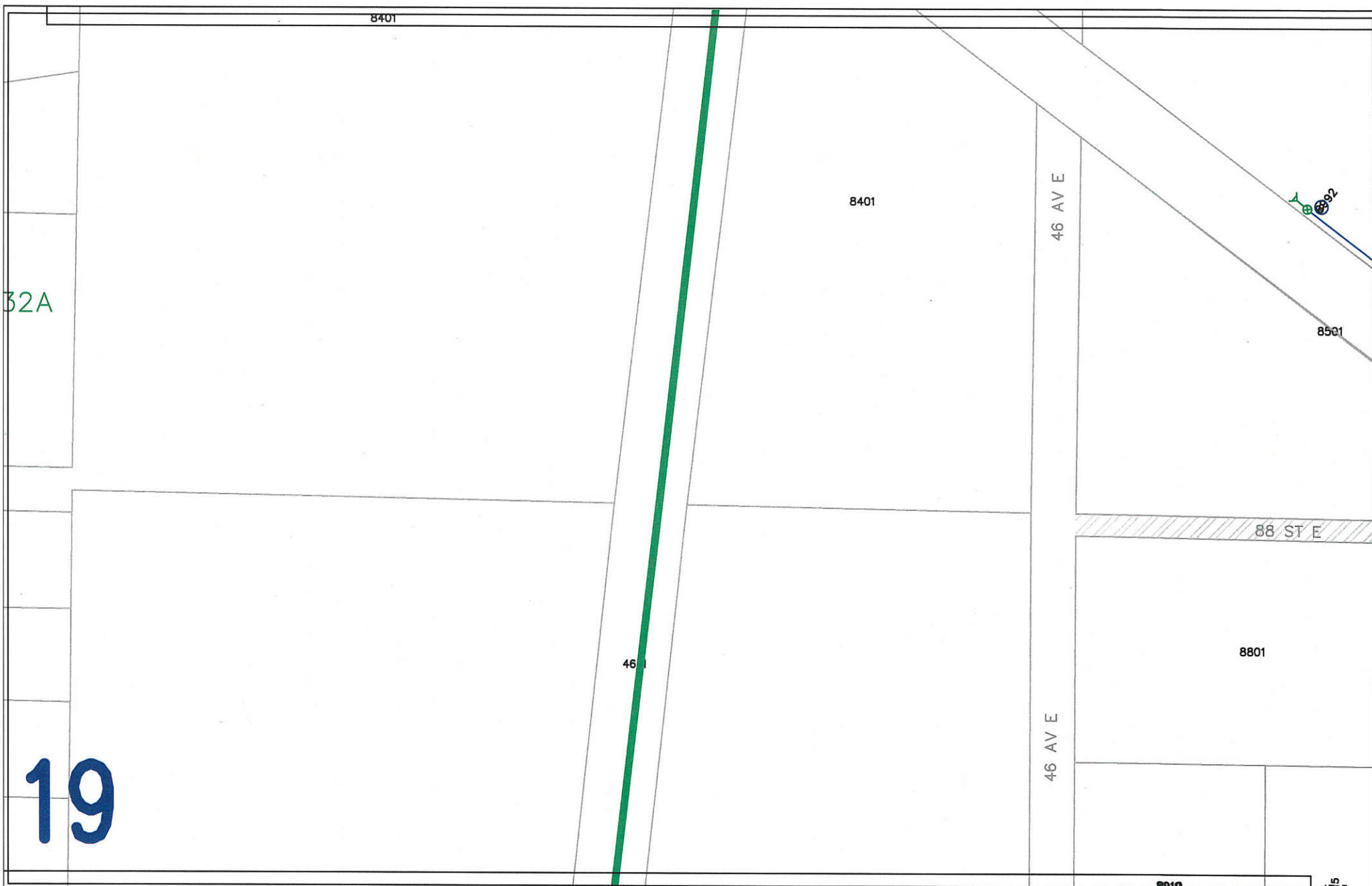
DATE
10/01/19

DRAWN

CIP

NODE

POWER REF DWG #

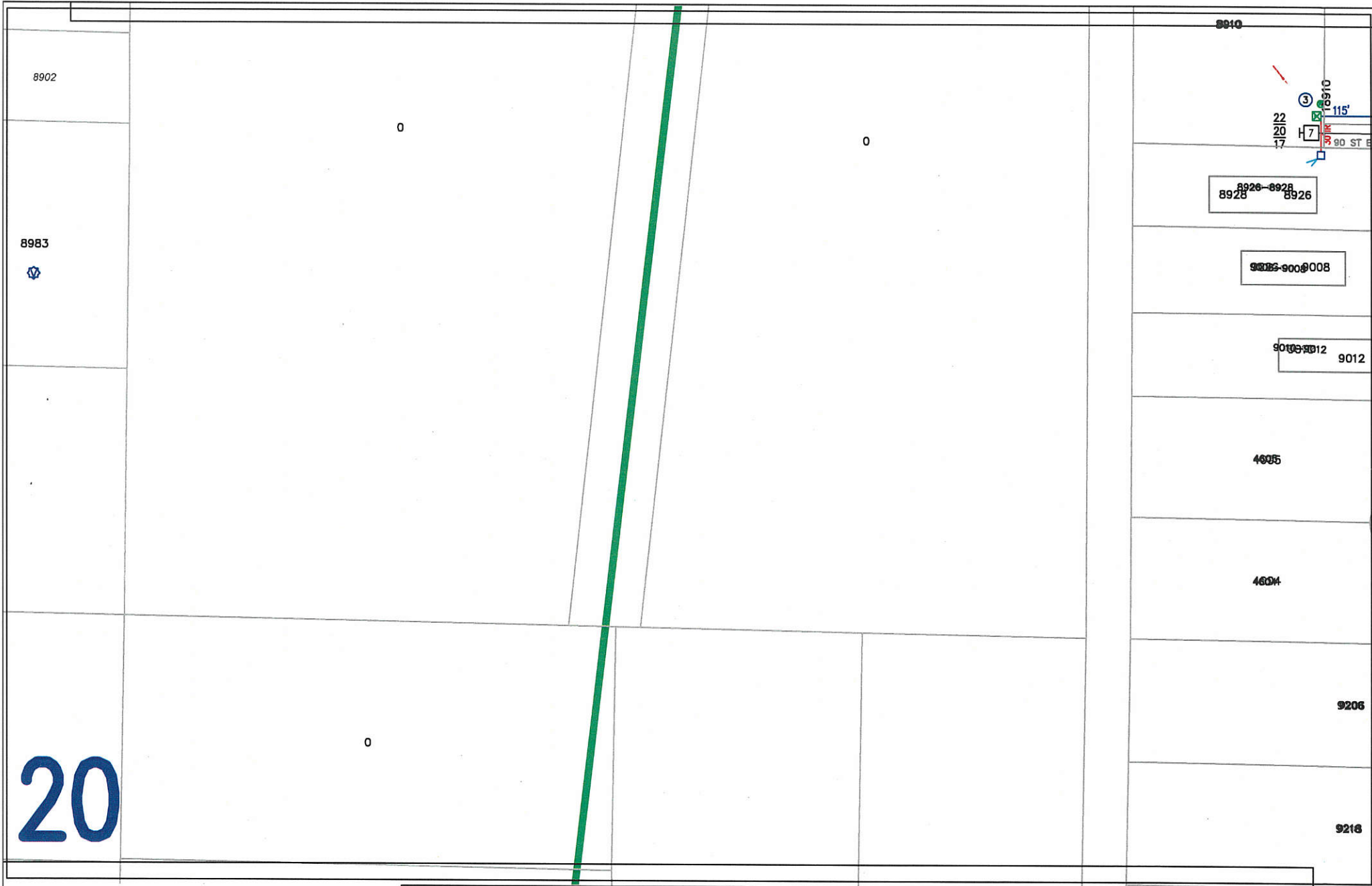


19



Tacoma Power Easement/Pacific Fiber Link Conduit Path

| | | | | | |
|---|------------------|-------|-----|------|-----------------|
| TACOMA POWER
<small>TACOMA PUBLIC UTILITIES</small> | DATE
10/01/19 | DRAWN | CIP | NODE | POWER REF DWG # |
|---|------------------|-------|-----|------|-----------------|

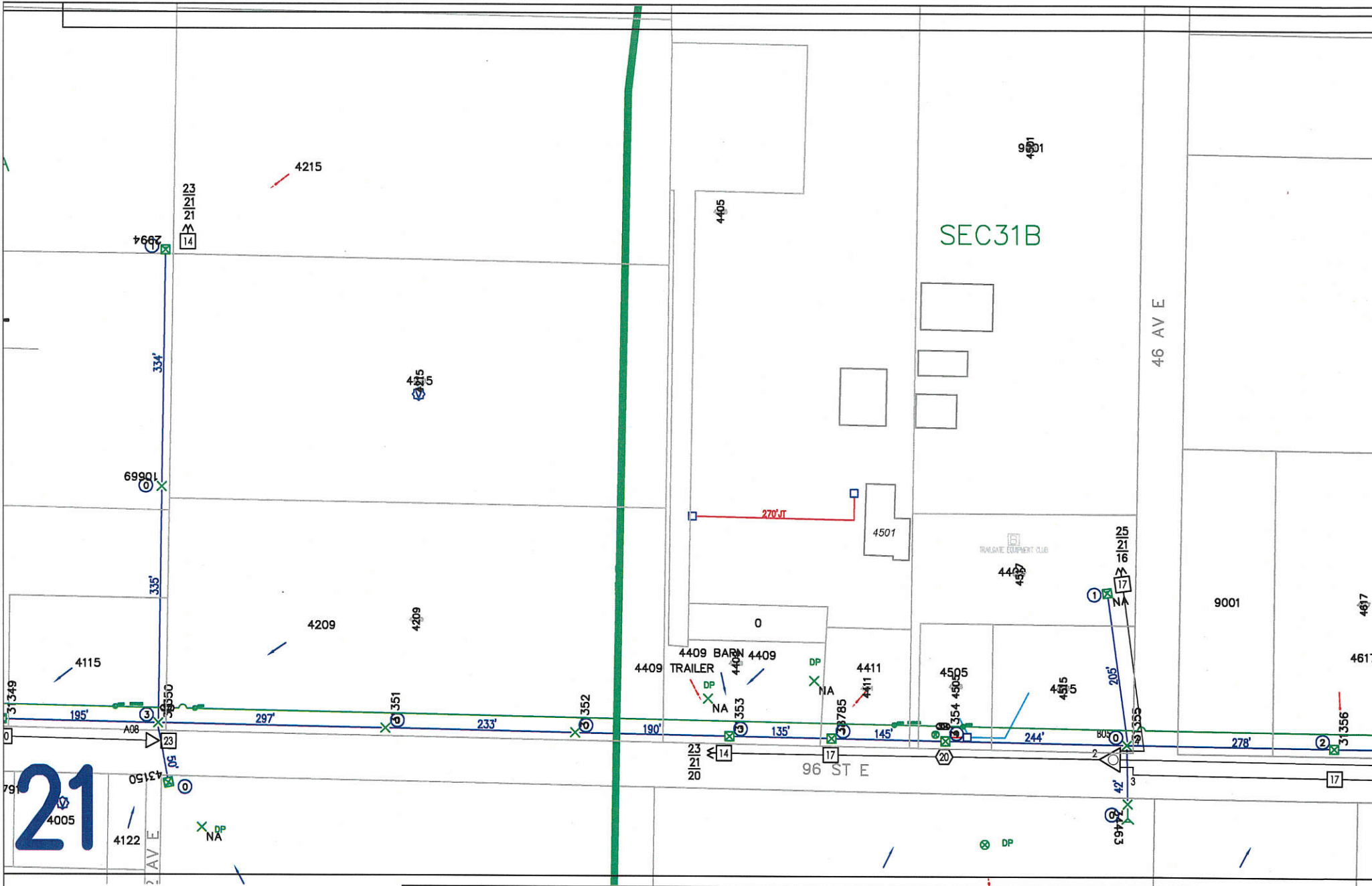


20



Tacoma Power Easement/Pacific Fiber Link Conduit Path

| | | | | | |
|--|------------------|-------|-----|------|-----------------|
| TACOMA POWER
TACOMA PUBLIC UTILITIES | DATE
10/01/19 | DRAWN | CIP | NODE | POWER REF DWG # |
|--|------------------|-------|-----|------|-----------------|



21



Tacoma Power Easement/Pacific Fiber Link Conduit Path

TACOMA POWER
TACOMA PUBLIC UTILITIES

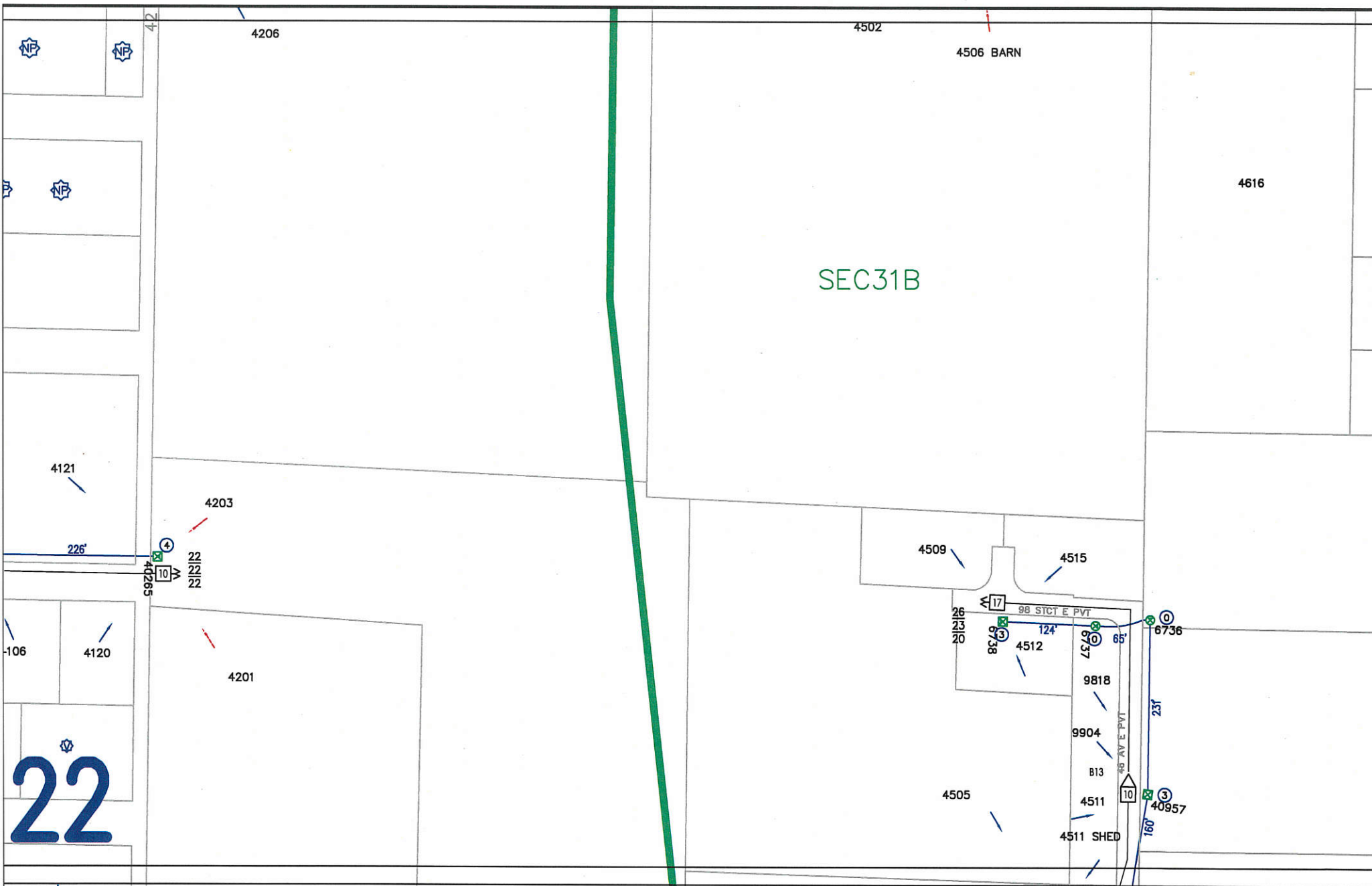
DATE
10/01/19

DRAWN

CIP

NODE

POWER REF DWG #



SEC31B

22



Tacoma Power Easement/Pacific Fiber Link Conduit Path

TACOMA POWER
TACOMA PUBLIC UTILITIES

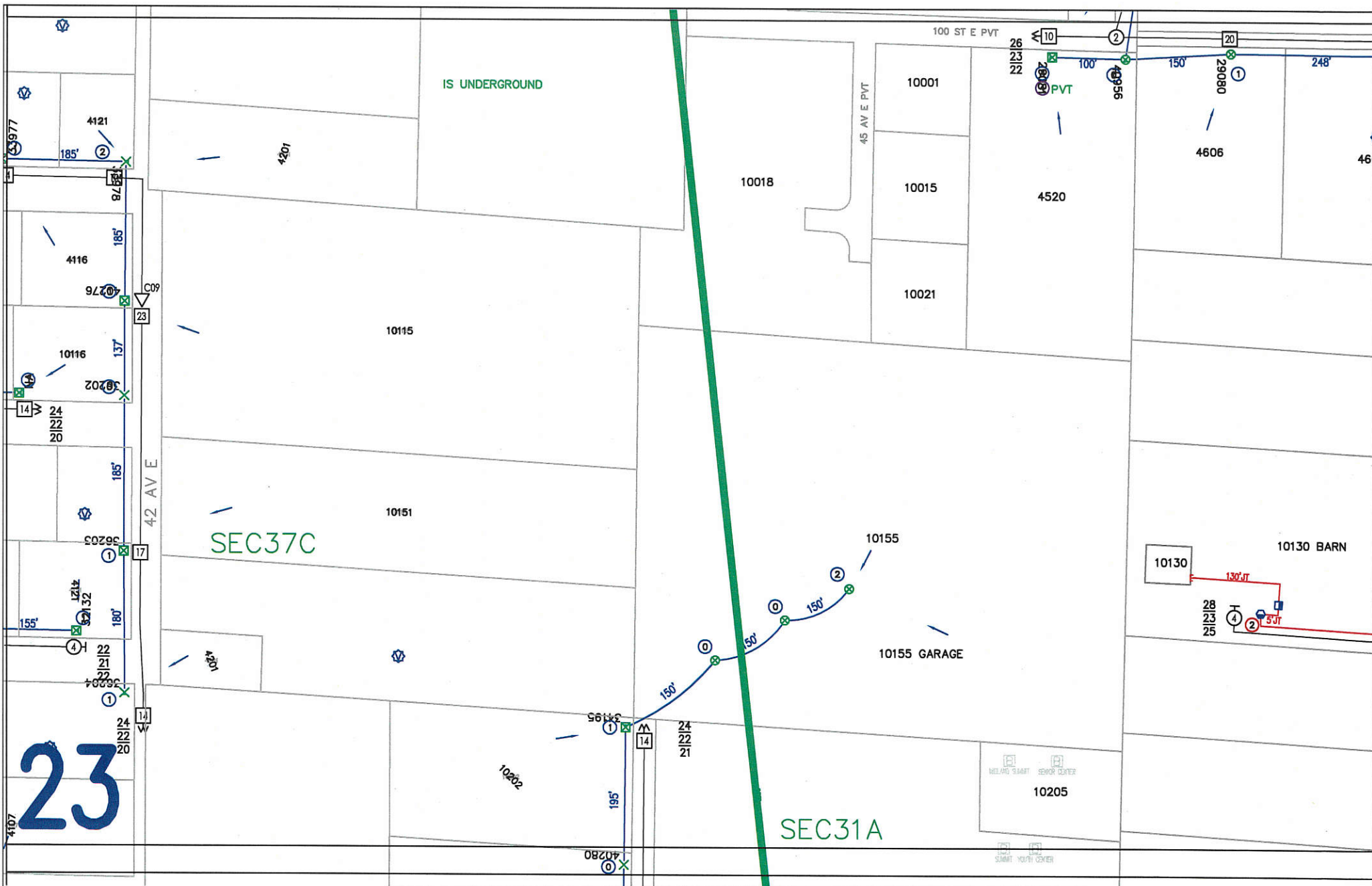
DATE
10/01/19

DRAWN

CIP

NODE

POWER REF DWG #



23



Tacoma Power Easement/Pacific Fiber Link Conduit Path

TACOMA POWER
TACOMA PUBLIC UTILITIES

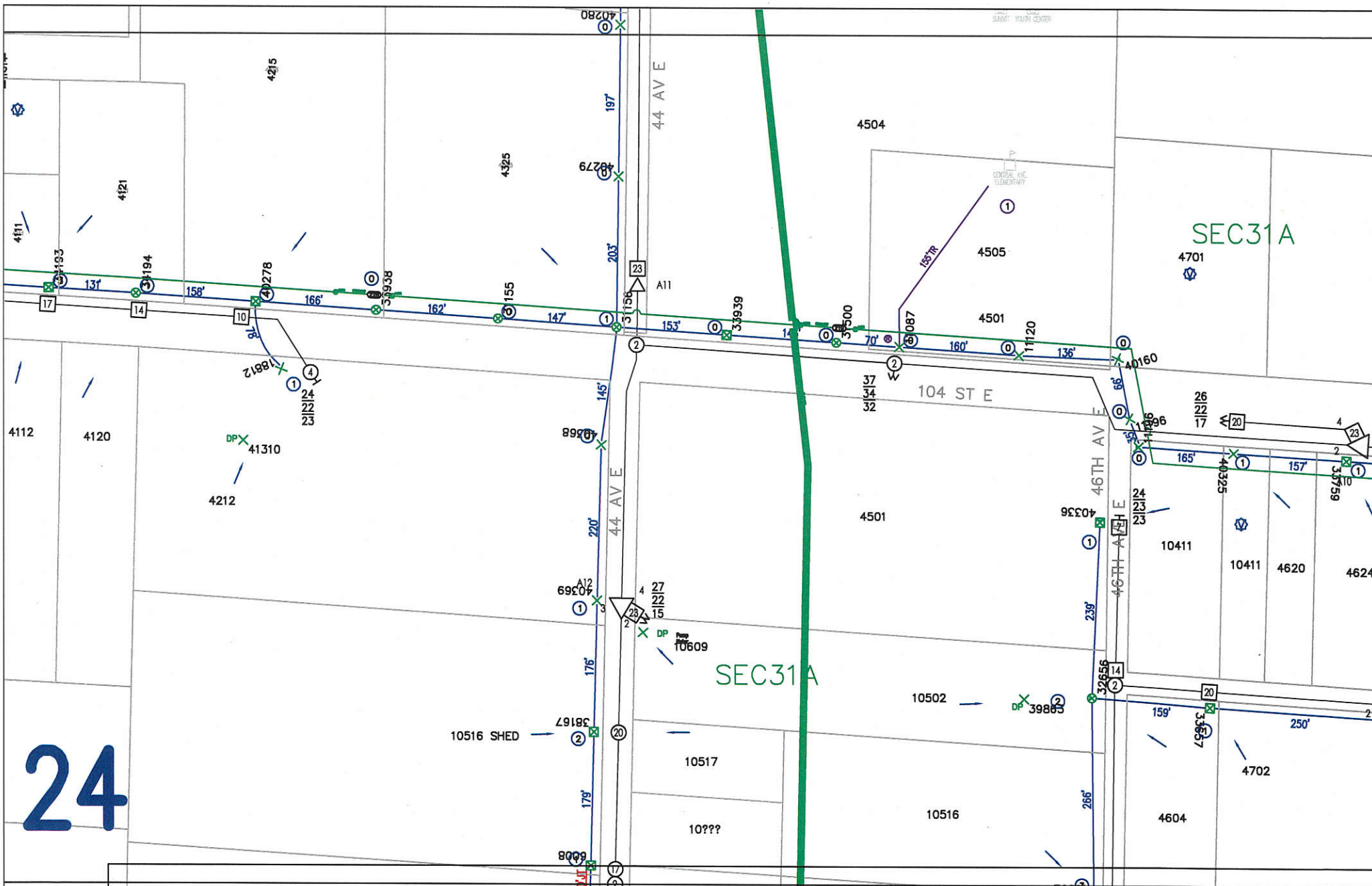
DATE
10/01/19

DRAWN

CIP

NODE

POWER REF DWG #

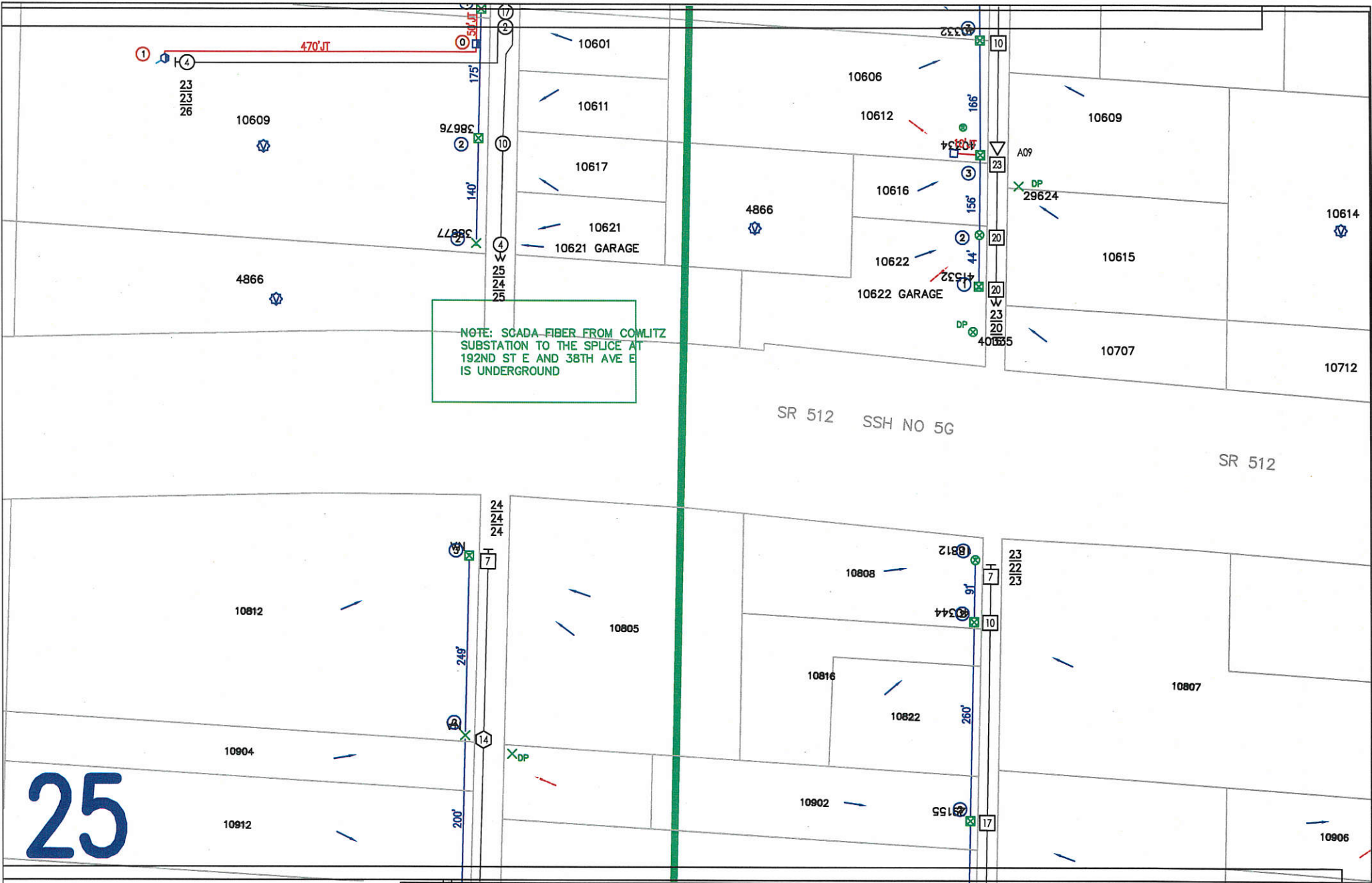


24



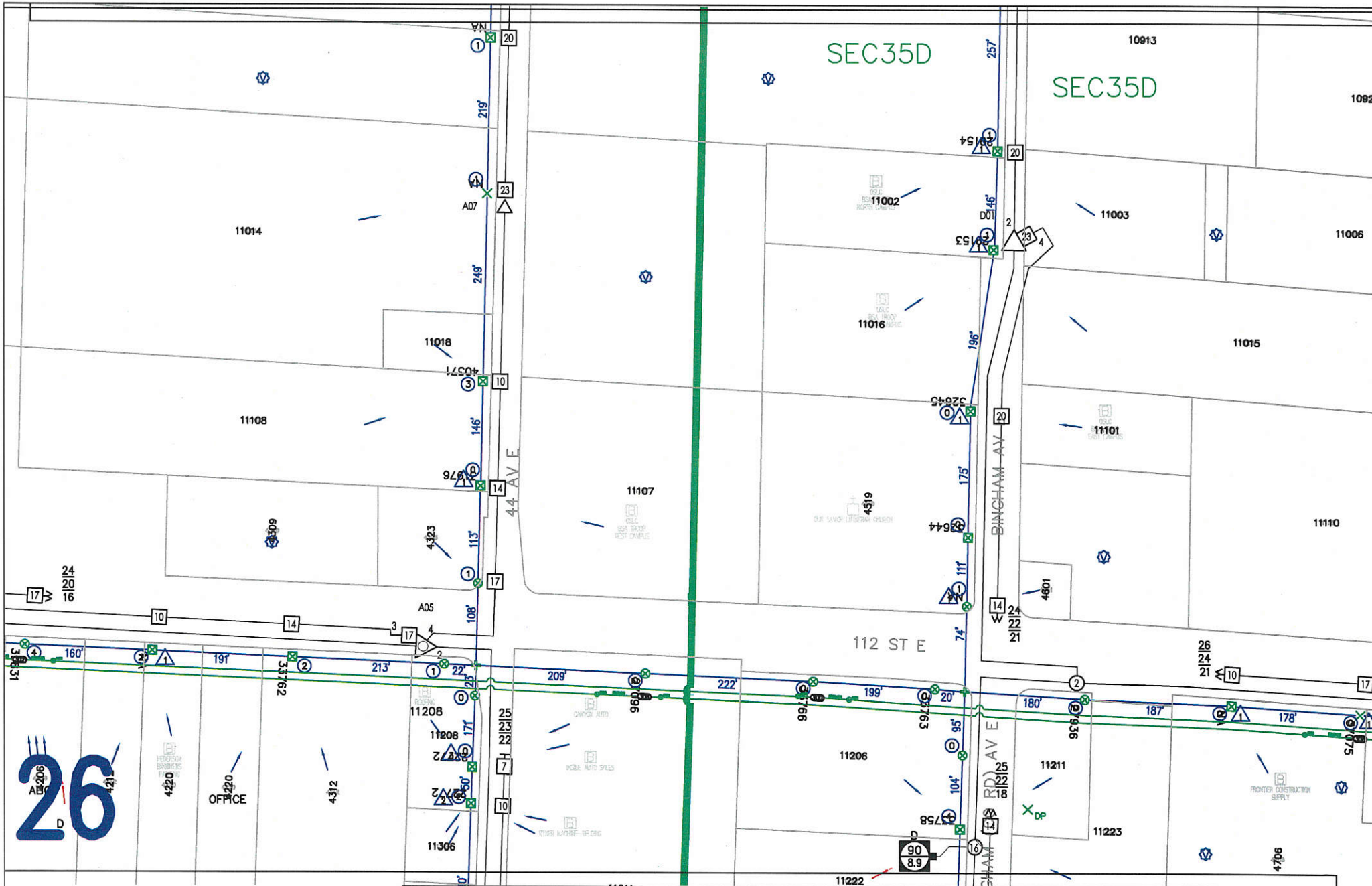
Tacoma Power Easement/Pacific Fiber Link Conduit Path

| | | | | | |
|--|------------------|-------|-----|------|-----------------|
| TACOMA POWER
TACOMA PUBLIC UTILITIES | DATE
10/01/19 | DRAWN | CIP | NODE | POWER REF DWG # |
|--|------------------|-------|-----|------|-----------------|



Tacoma Power Easement/Pacific Fiber Link Conduit Path

| | | | | | |
|---|------------------|-------|-----|------|-----------------|
| TACOMA POWER
<small>TACOMA PUBLIC UTILITIES</small> | DATE
10/01/19 | DRAWN | CIP | NODE | POWER REF DWG # |
|---|------------------|-------|-----|------|-----------------|

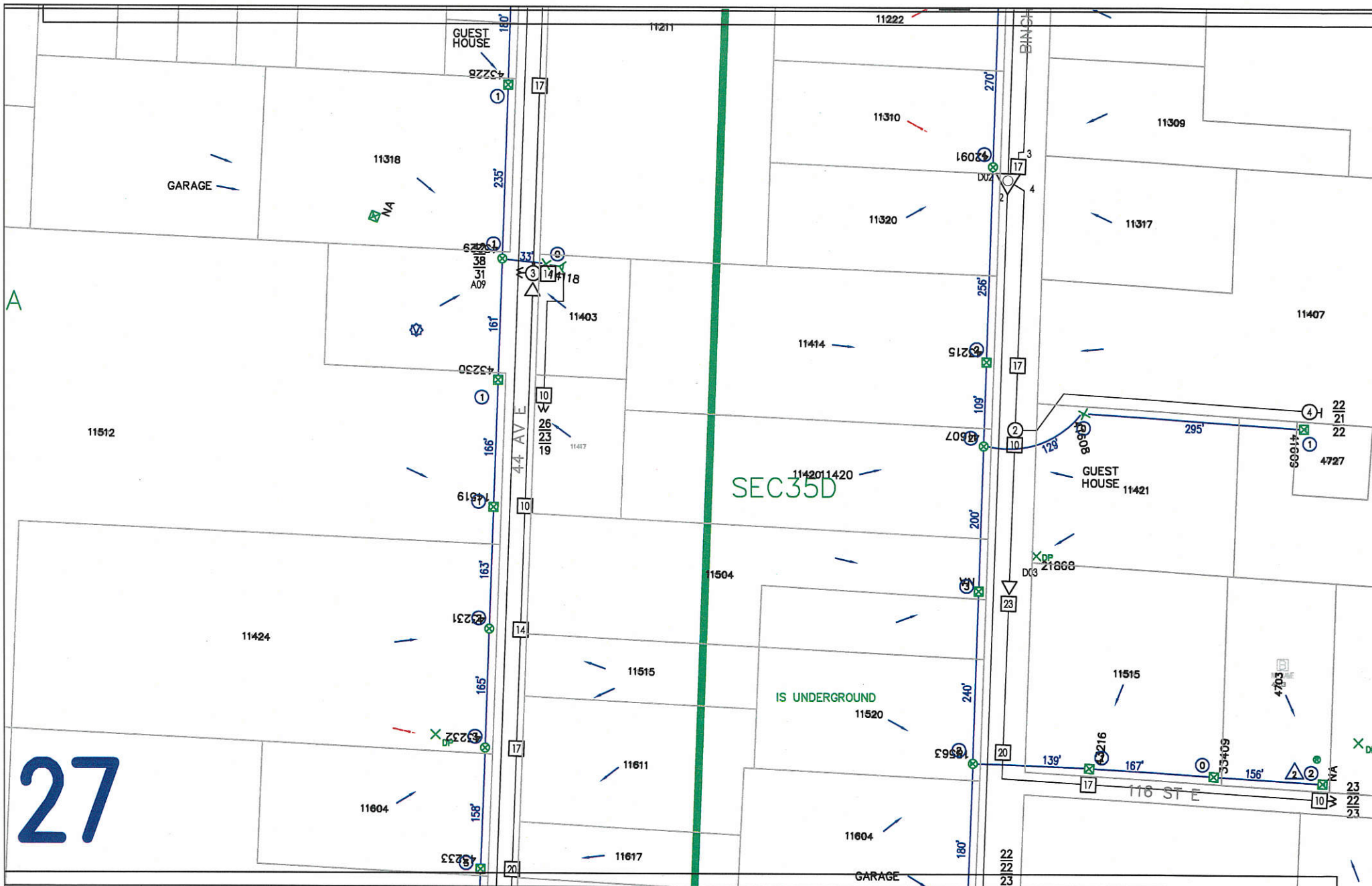


26
D



Tacoma Power Easement/Pacific Fiber Link Conduit Path

| | | | | | |
|--|------------------|-------|-----|------|-----------------|
| TACOMA POWER
TACOMA PUBLIC UTILITIES | DATE
10/01/19 | DRAWN | CIP | NODE | POWER REF DWG # |
|--|------------------|-------|-----|------|-----------------|



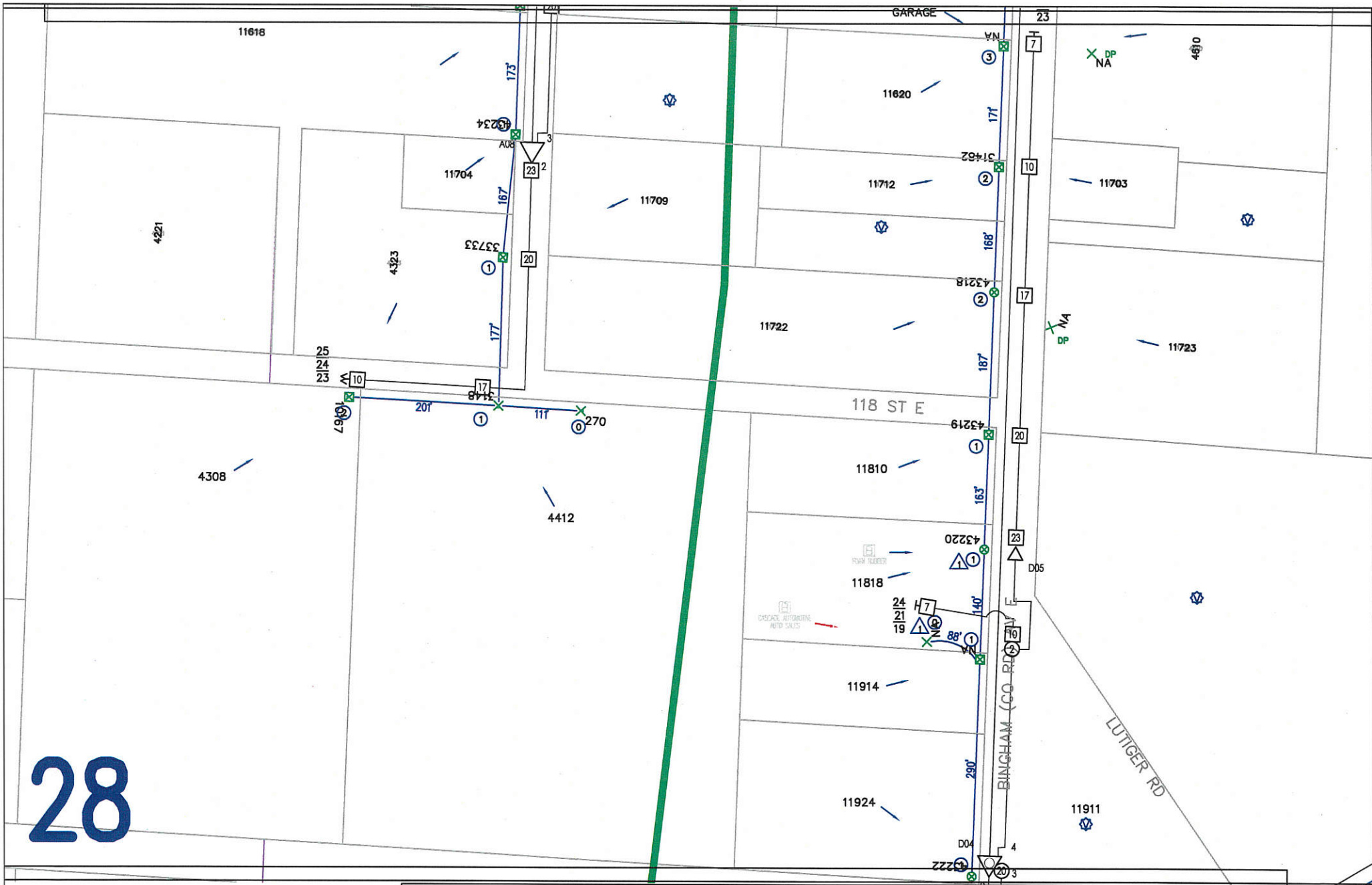
27

Tacoma Power Easement/Pacific Fiber Link Conduit Path



| | | | | | |
|--|------------------|-------|-----|------|-----------------|
| TACOMA POWER
TACOMA PUBLIC UTILITIES | DATE
10/01/19 | DRAWN | CIP | NODE | POWER REF DWG # |
|--|------------------|-------|-----|------|-----------------|

28



Tacoma Power Easement/Pacific Fiber Link Conduit Path



TACOMA POWER
TACOMA PUBLIC UTILITIES

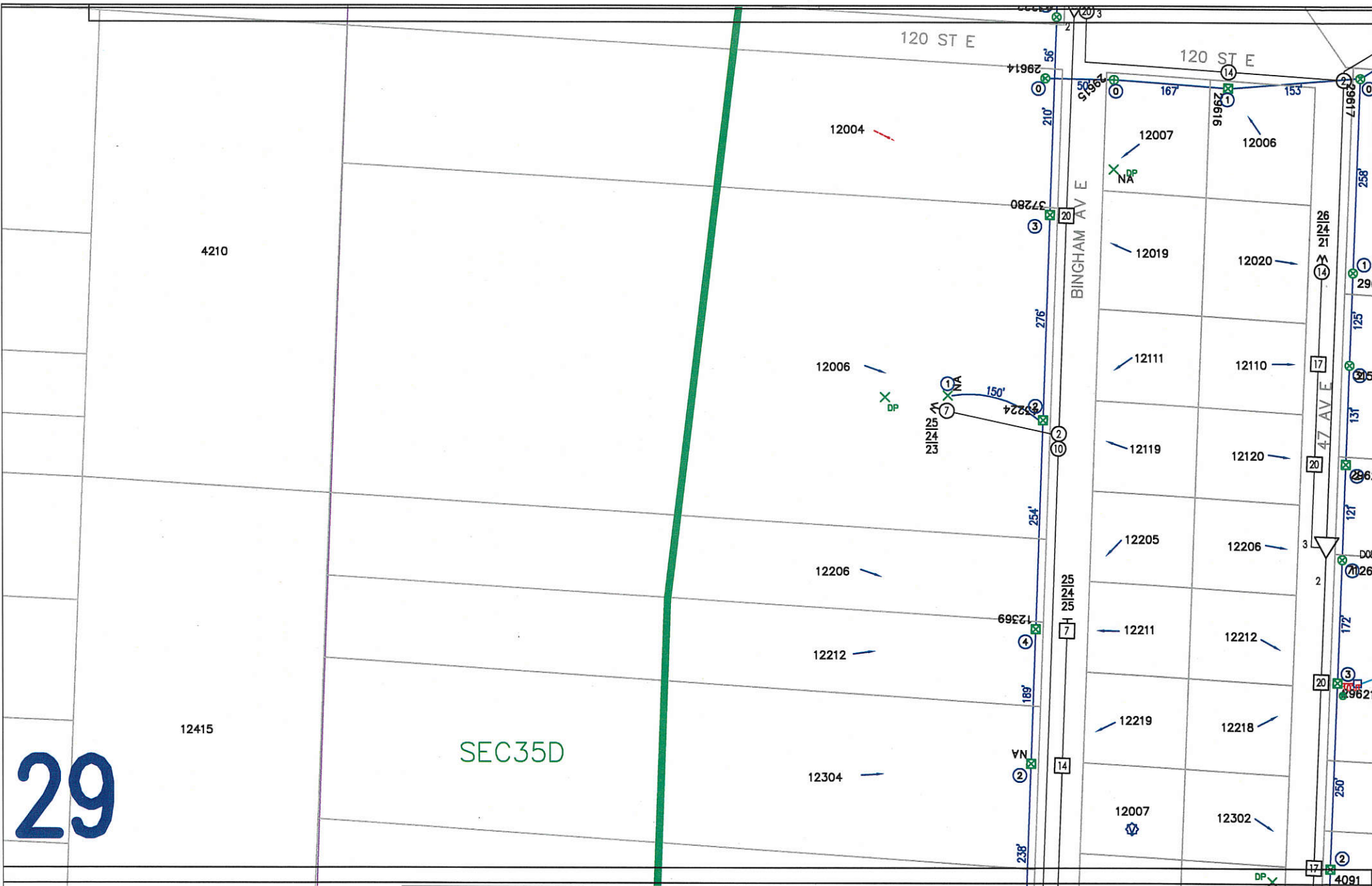
DATE
10/01/19

DRAWN

CIP

NODE

POWER REF DWG #



29

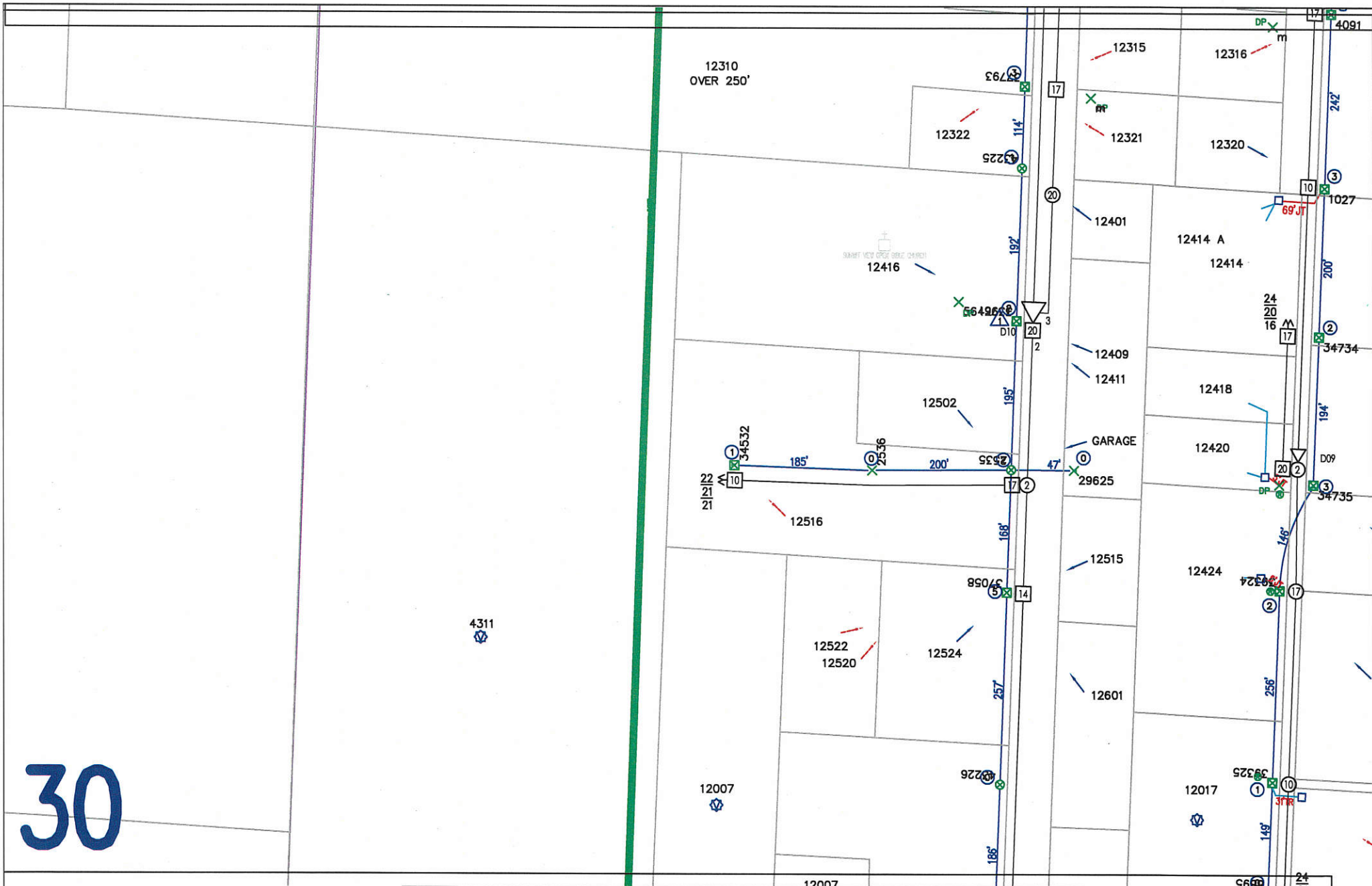
SEC35D



Tacoma Power Easement/Pacific Fiber Link Conduit Path

| | | | | | |
|--|------------------|-------|-----|------|-----------------|
| TACOMA POWER
TACOMA PUBLIC UTILITIES | DATE
10/01/19 | DRAWN | CIP | NODE | POWER REF DWG # |
|--|------------------|-------|-----|------|-----------------|

30



Tacoma Power Easement/Pacific Fiber Link Conduit Path

| | | | | | |
|--|------------------|-------|-----|------|-----------------|
| TACOMA POWER
TACOMA PUBLIC UTILITIES | DATE
10/01/19 | DRAWN | CIP | NODE | POWER REF DWG # |
|--|------------------|-------|-----|------|-----------------|



31



Tacoma Power Easement/Pacific Fiber Link Conduit Path

TACOMA POWER
TACOMA PUBLIC UTILITIES

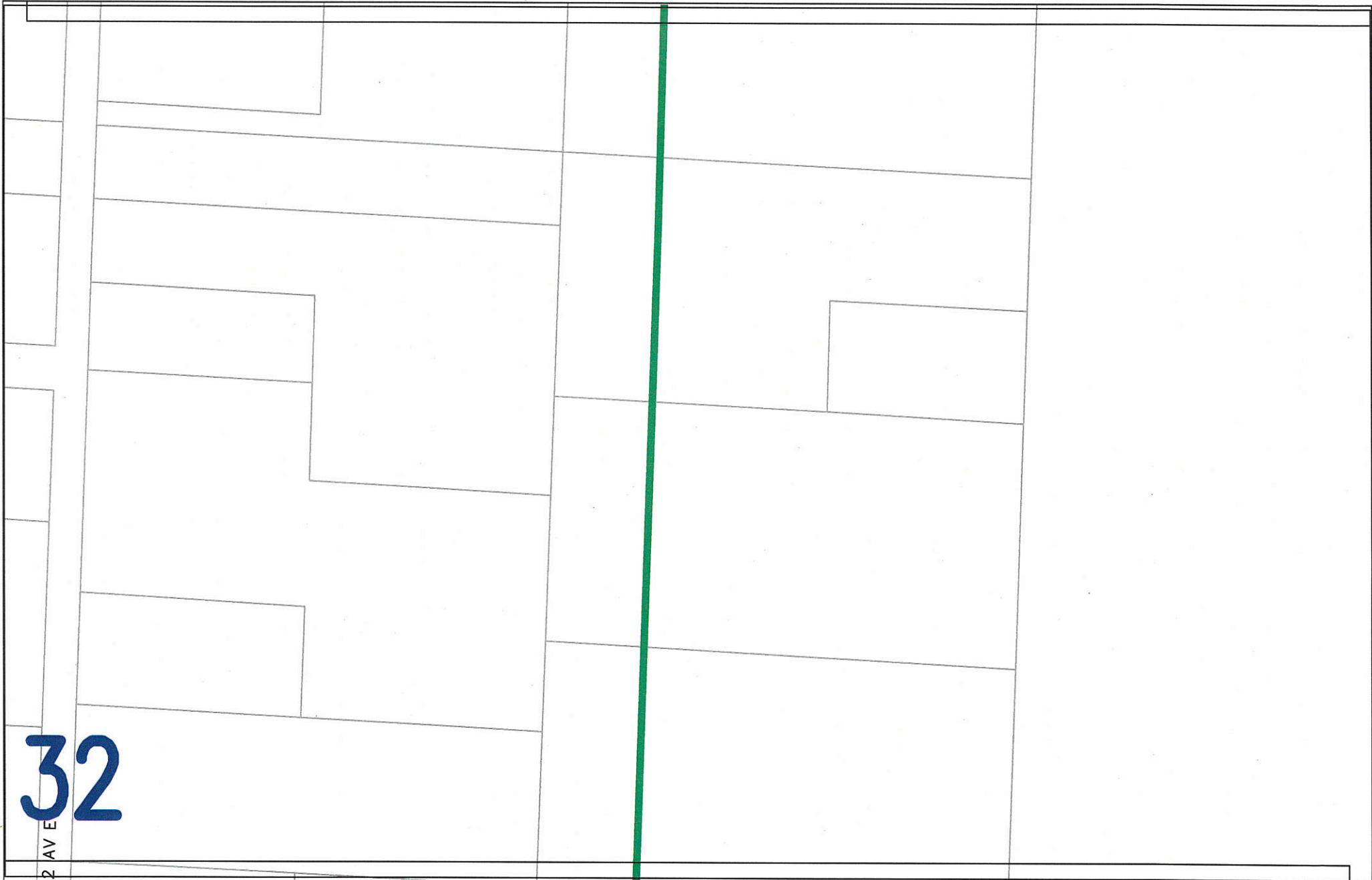
DATE
10/01/19

DRAWN

CIP

NODE

POWER REF DWG #



2 AV E
32



Tacoma Power Easement/Pacific Fiber Link Conduit Path

TACOMA POWER
TACOMA PUBLIC UTILITIES

DATE
10/01/19

DRAWN

CIP

NODE

POWER REF DWG #



33

Tacoma Power Easement/Pacific Fiber Link Conduit Path



TACOMA POWER
TACOMA PUBLIC UTILITIES

DATE
10/01/19

DRAWN

CIP

NODE

POWER REF DWG #

42

34



Tacoma Power Easement/Pacific Fiber Link Conduit Path

TACOMA POWER
TACOMA PUBLIC UTILITIES

DATE
10/01/19

DRAWN

CIP

NODE

POWER REF DWG #

42 AV E

35



Tacoma Power Easement/Pacific Fiber Link Conduit Path

TACOMA POWER
TACOMA PUBLIC UTILITIES

DATE
10/01/19

DRAWN

CIP

NODE

POWER REF DWG #

36

BINGHAM AVE. E.



Tacoma Power Easement/Pacific Fiber Link Conduit Path

TACOMA POWER
TACOMA PUBLIC UTILITIES


DATE
10/01/19

DRAWN

CIP

NODE

POWER REF DWG #



37

42 AV E

BINGHAM AVE. E.



Tacoma Power Easement/Pacific Fiber Link Conduit Path

| | | | | | |
|---|------------------|-------|-----|------|-----------------|
| TACOMA POWER
<small>TACOMA PUBLIC UTILITIES</small> | DATE
10/01/19 | DRAWN | CIP | NODE | POWER REF DWG # |
|---|------------------|-------|-----|------|-----------------|



38



Tacoma Power Easement/Pacific Fiber Link Conduit Path

| | | | | | |
|---|------------------|-------|-----|------|-----------------|
| TACOMA POWER
<small>TACOMA PUBLIC UTILITIES</small> | DATE
10/01/19 | DRAWN | CIP | NODE | POWER REF DWG # |
|---|------------------|-------|-----|------|-----------------|



ST PAUL AV
39



Tacoma Power Easement/Pacific Fiber Link Conduit Path

TACOMA POWER
TACOMA PUBLIC UTILITIES

DATE
10/01/19

DRAWN

CIP

NODE

POWER REF DWG #

JOHN ST

MILWAUKEE AV

40



Tacoma Power Easement/Pacific Fiber Link Conduit Path

TACOMA POWER
TACOMA PUBLIC UTILITIES

DATE
10/01/19

DRAWN

CIP

NODE

POWER REF DWG #



41



Tacoma Power Easement/Pacific Fiber Link Conduit Path

TACOMA POWER
TACOMA PUBLIC UTILITIES

DATE
10/01/19

DRAWN

CIP

NODE

POWER REF DWG #

ARY ROAD E

42



Tacoma Power Easement/Pacific Fiber Link Conduit Path

| | | | | | |
|--|------------------|-------|-----|------|-----------------|
| TACOMA POWER
TACOMA PUBLIC UTILITIES | DATE
10/01/19 | DRAWN | CIP | NODE | POWER REF DWG # |
|--|------------------|-------|-----|------|-----------------|

43



Tacoma Power Easement/Pacific Fiber Link Conduit Path

TACOMA POWER
TACOMA PUBLIC UTILITIES

DATE
10/01/19

DRAWN

CIP

NODE

POWER REF DWG #

44



Tacoma Power Easement/Pacific Fiber Link Conduit Path

TACOMA POWER
TACOMA PUBLIC UTILITIES

DATE
10/01/19

DRAWN

CIP

NODE

POWER REF DWG #

176 ST E

45

Temp address: 17805 45th Ave E

EDISON TOWER SITE
NOTE COLOR CHANGE OF
FIBER/CONDUITS INDICATING
AN UNDISCHARGED VAULT
OR SPLICE IN DUCTS

SEPTA VAULT
(1) 4" PVC GOING SOUTH W/
(3) ORANGE FIBER/CONDUITS W/
(1) 3/8" FIBER
(1) MALE TAPE
(1) MALE TAPE



Tacoma Power Easement/Pacific Fiber Link Conduit Path

TACOMA POWER
TACOMA PUBLIC UTILITIES

DATE
10/01/19

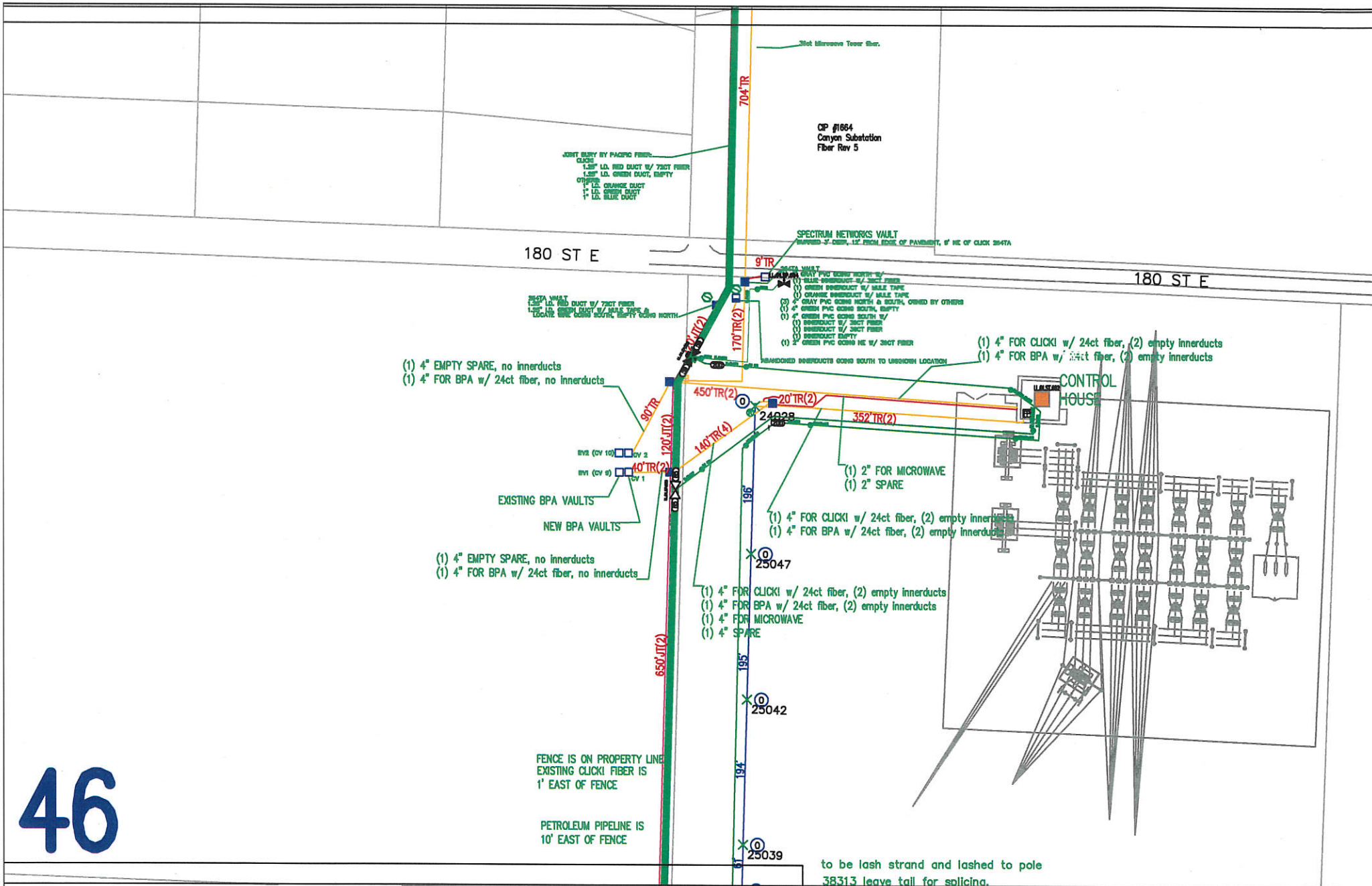
DRAWN

CIP

NODE

POWER REF DWG #

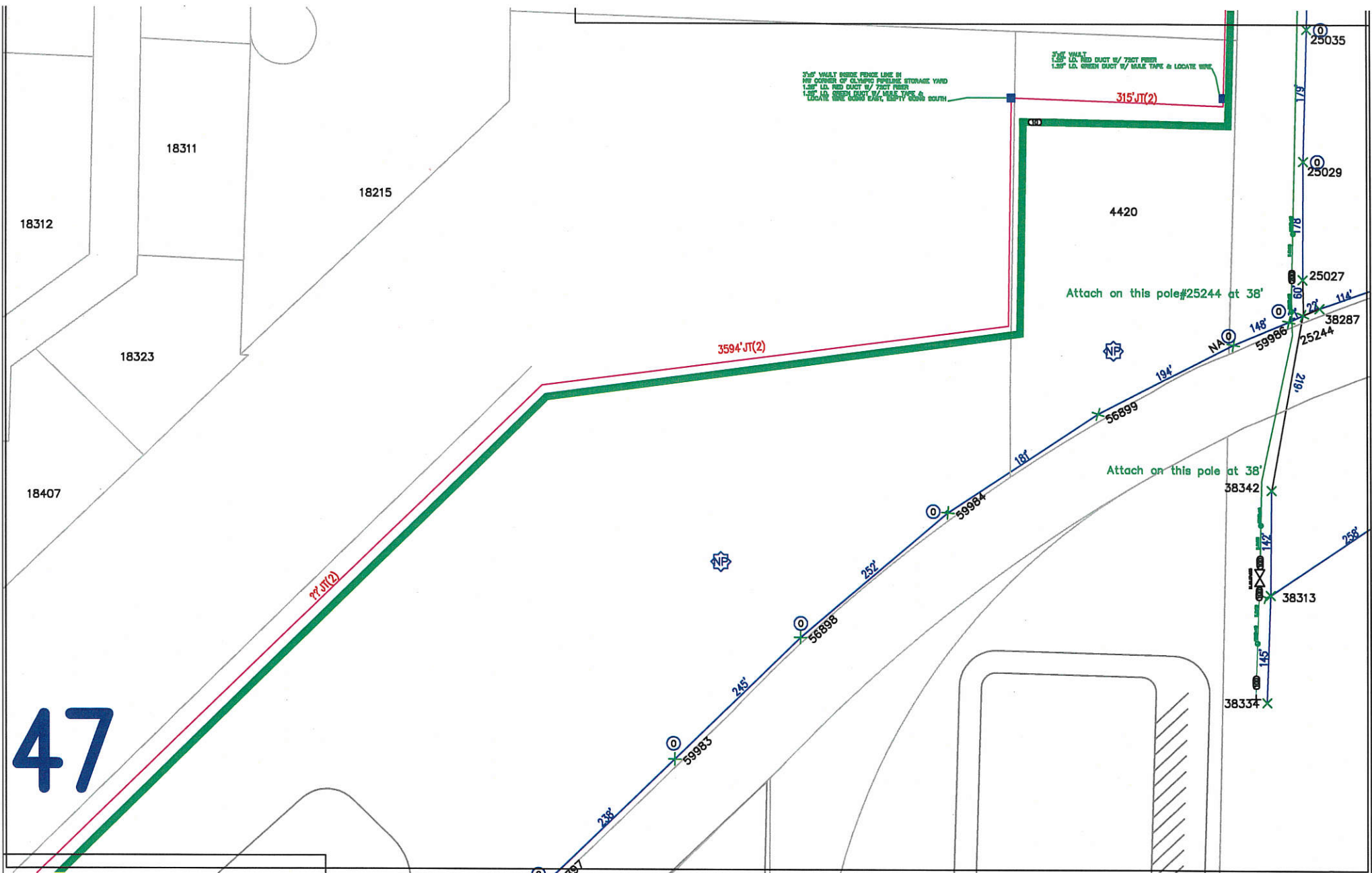
46



Tacoma Power Easement/Pacific Fiber Link Conduit Path



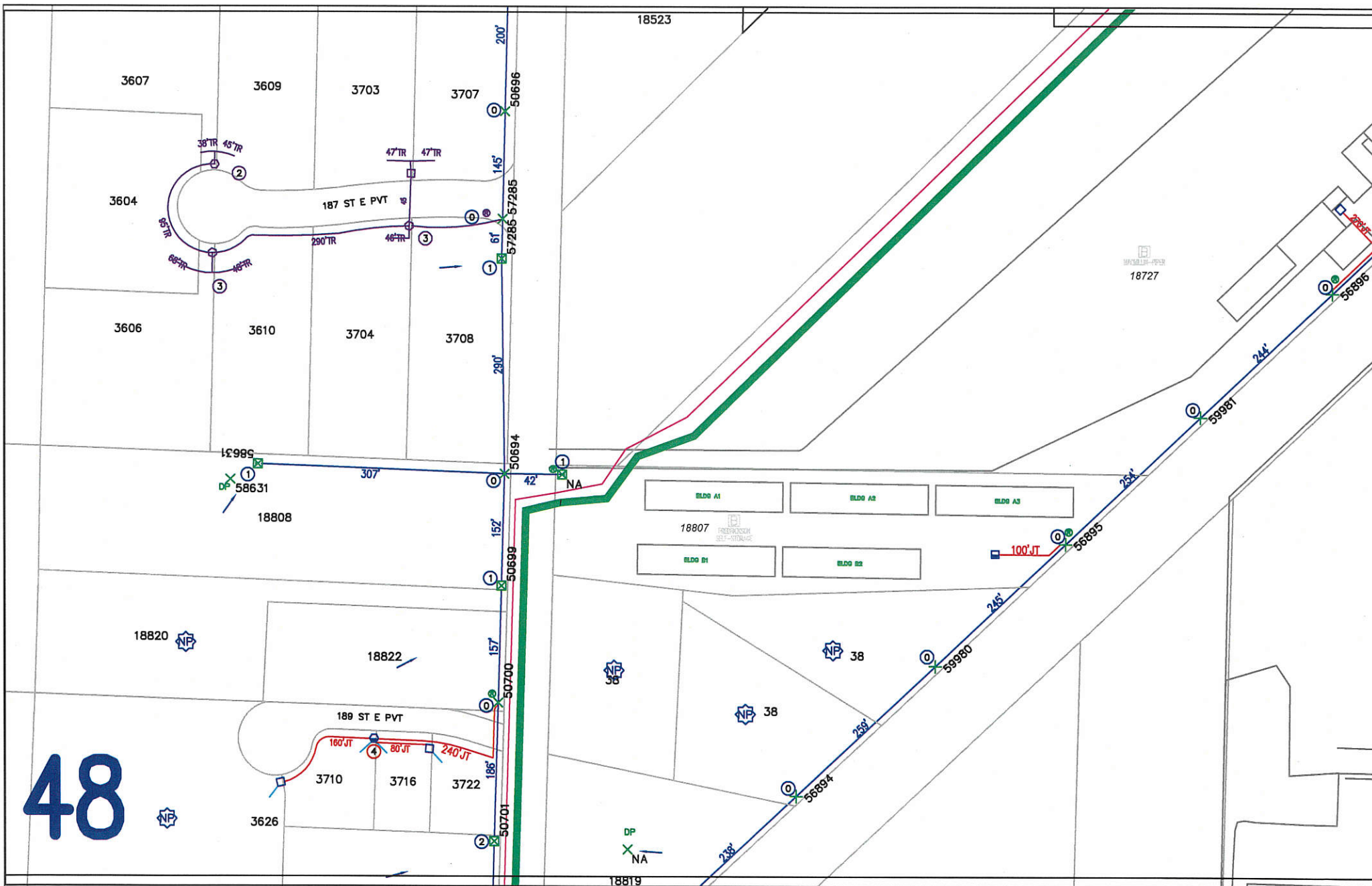
| | | | | | |
|--|------------------|-------|-----|------|-----------------|
| TACOMA POWER
TACOMA PUBLIC UTILITIES | DATE
10/01/19 | DRAWN | CIP | NODE | POWER REF DWG # |
|--|------------------|-------|-----|------|-----------------|



Tacoma Power Easement/Pacific Fiber Link Conduit Path



| | | | | | |
|--|----------|-------|-----|------|-----------------|
| TACOMA POWER
TACOMA PUBLIC UTILITIES | DATE | DRAWN | CIP | NODE | POWER REF DWG # |
| | 10/01/19 | | | | |



48



Tacoma Power Easement/Pacific Fiber Link Conduit Path

TACOMA POWER
TACOMA PUBLIC UTILITIES

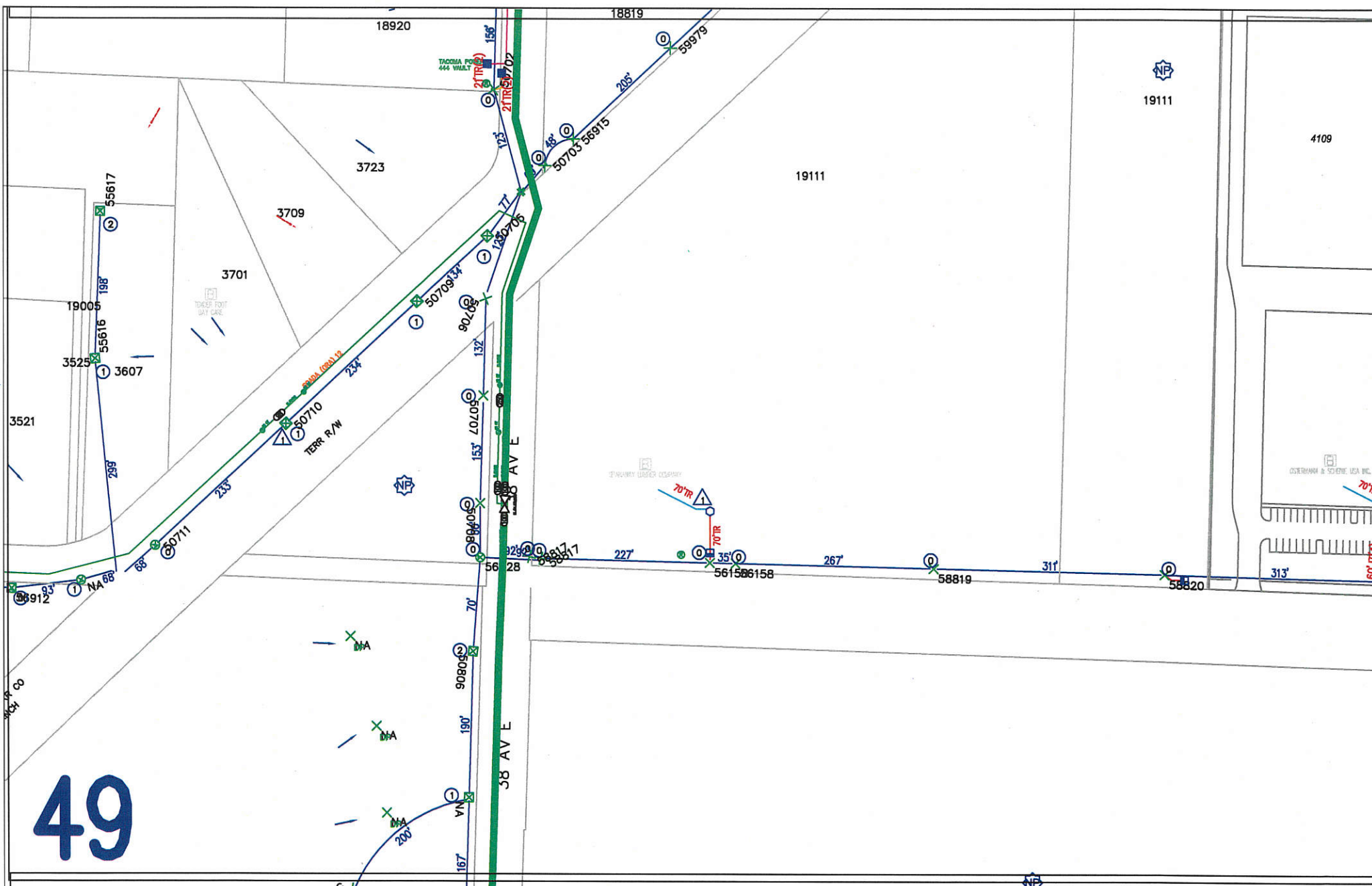
DATE
10/01/19

DRAWN

CIP

NODE

POWER REF DWG #

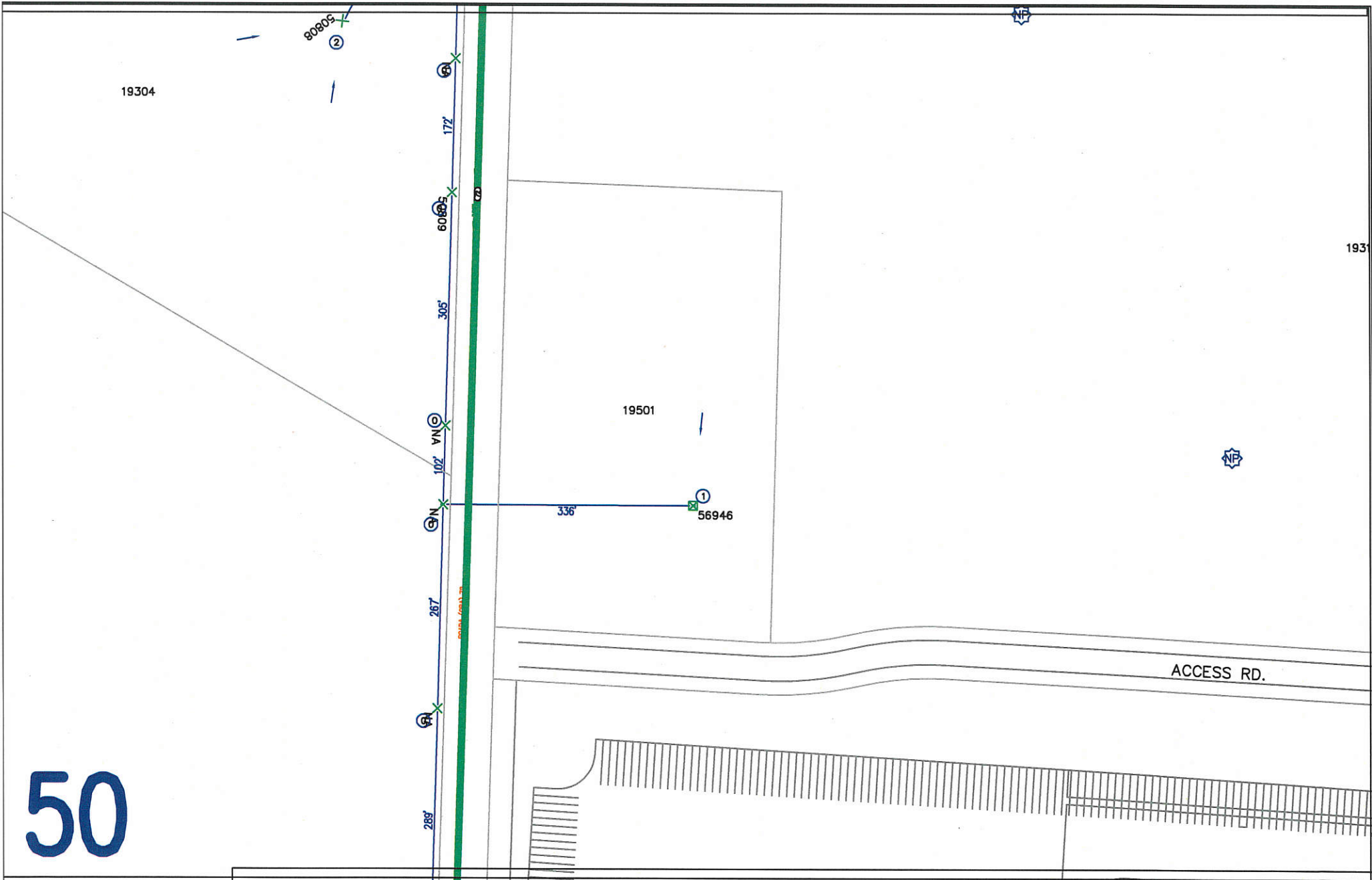


49



Tacoma Power Easement/Pacific Fiber Link Conduit Path

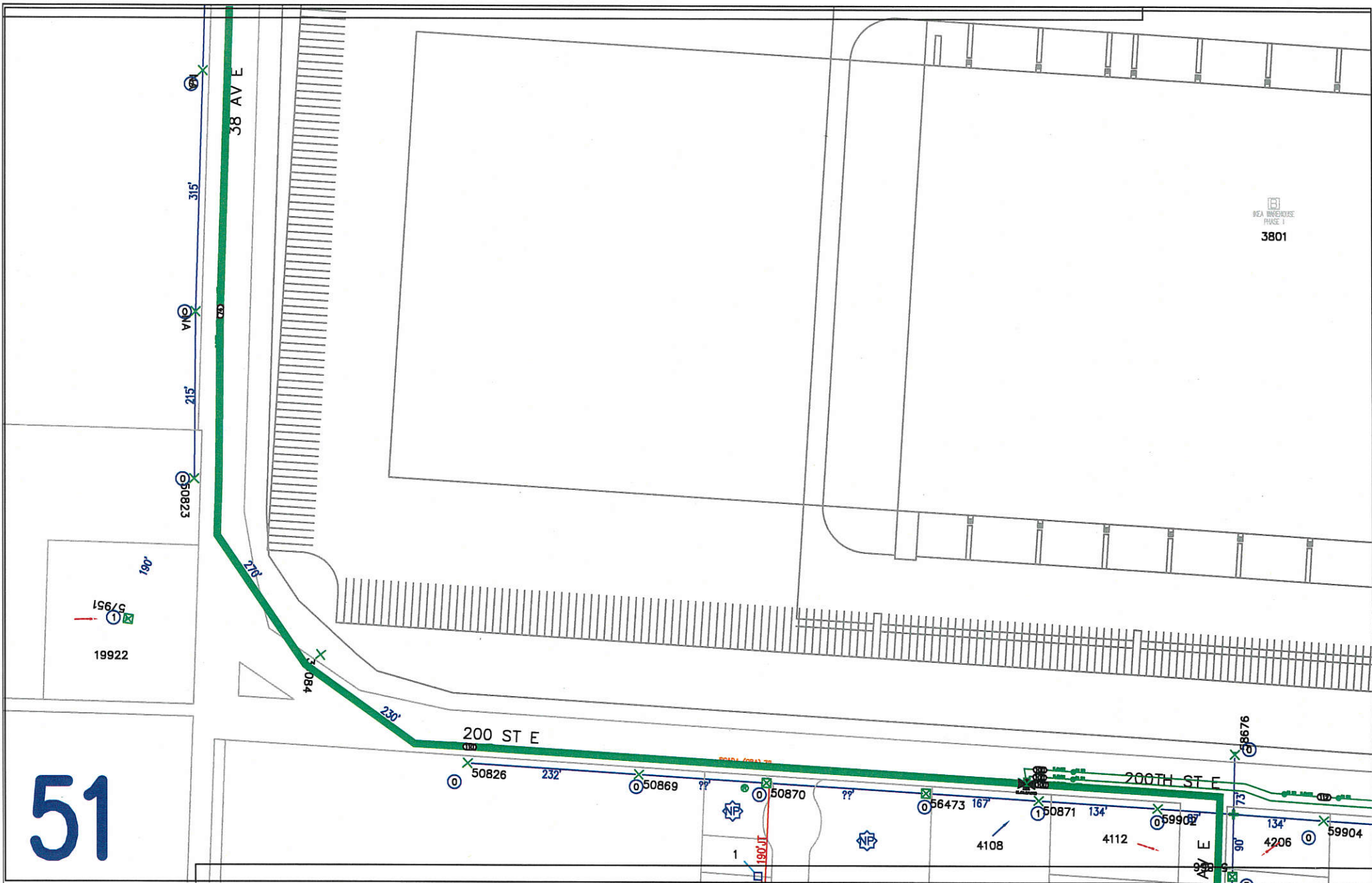
| | | | | | |
|--|------------------|-------|-----|------|-----------------|
| TACOMA POWER
TACOMA PUBLIC UTILITIES | DATE
10/01/19 | DRAWN | CIP | NODE | POWER REF DWG # |
|--|------------------|-------|-----|------|-----------------|



Tacoma Power Easement/Pacific Fiber Link Conduit Path



| | | | | | |
|--|------------------|-------|-----|------|-----------------|
| TACOMA POWER
TACOMA PUBLIC UTILITIES | DATE
10/01/19 | DRAWN | CIP | NODE | POWER REF DWG # |
|--|------------------|-------|-----|------|-----------------|



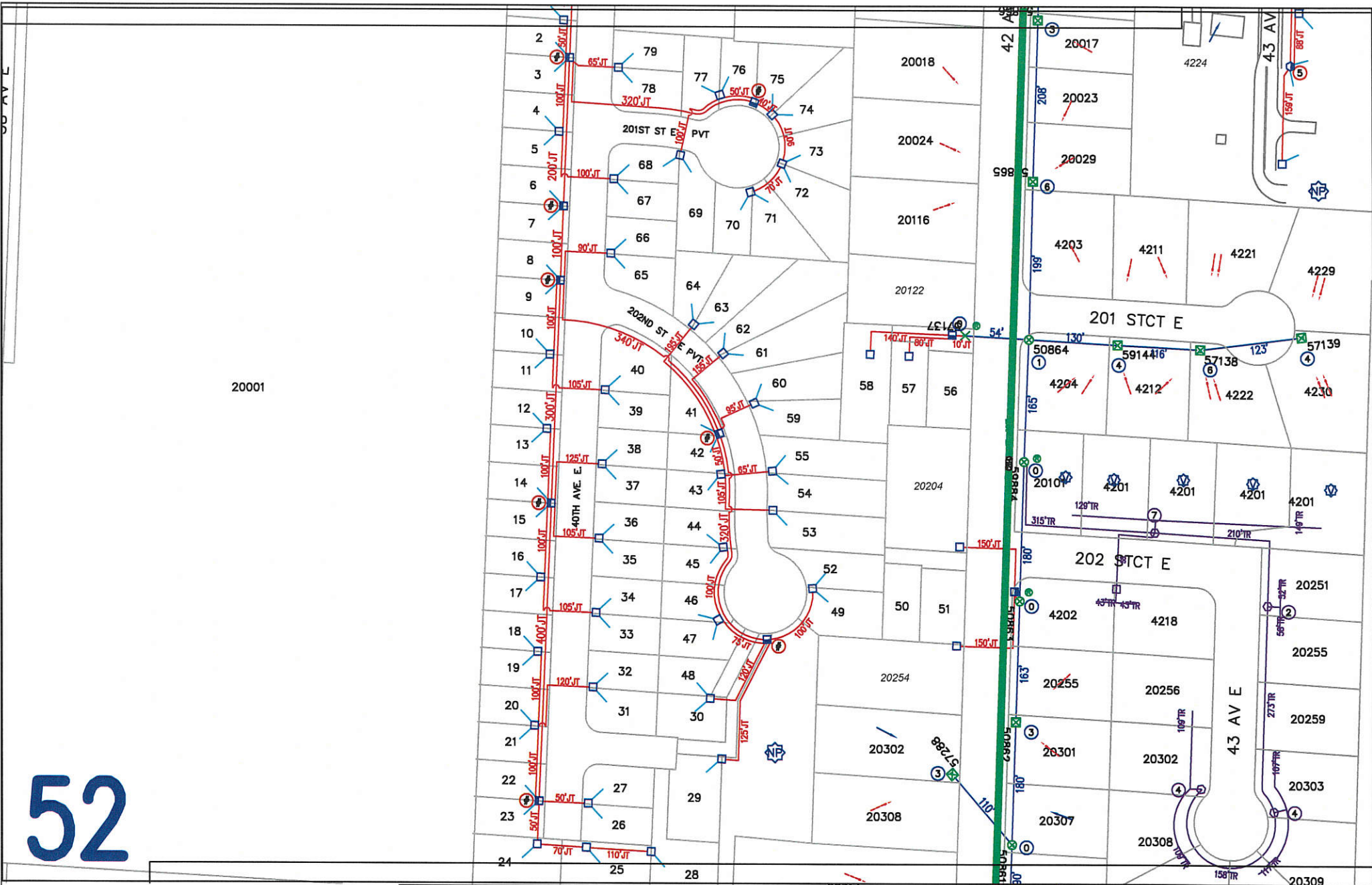
51



Tacoma Power Easement/Pacific Fiber Link Conduit Path

| | | | | | |
|--|------------------|-------|-----|------|-----------------|
| TACOMA POWER
TACOMA PUBLIC UTILITIES | DATE
10/01/19 | DRAWN | CIP | NODE | POWER REF DWG # |
|--|------------------|-------|-----|------|-----------------|

52



Tacoma Power Easement/Pacific Fiber Link Conduit Path



| | | | | | |
|---|------------------|-------|-----|------|-----------------|
| TACOMA POWER
<small>TACOMA PUBLIC UTILITIES</small> | DATE
10/01/19 | DRAWN | CIP | NODE | POWER REF DWG # |
|---|------------------|-------|-----|------|-----------------|

53



Tacoma Power Easement/Pacific Fiber Link Conduit Path

TACOMA POWER
TACOMA PUBLIC UTILITIES

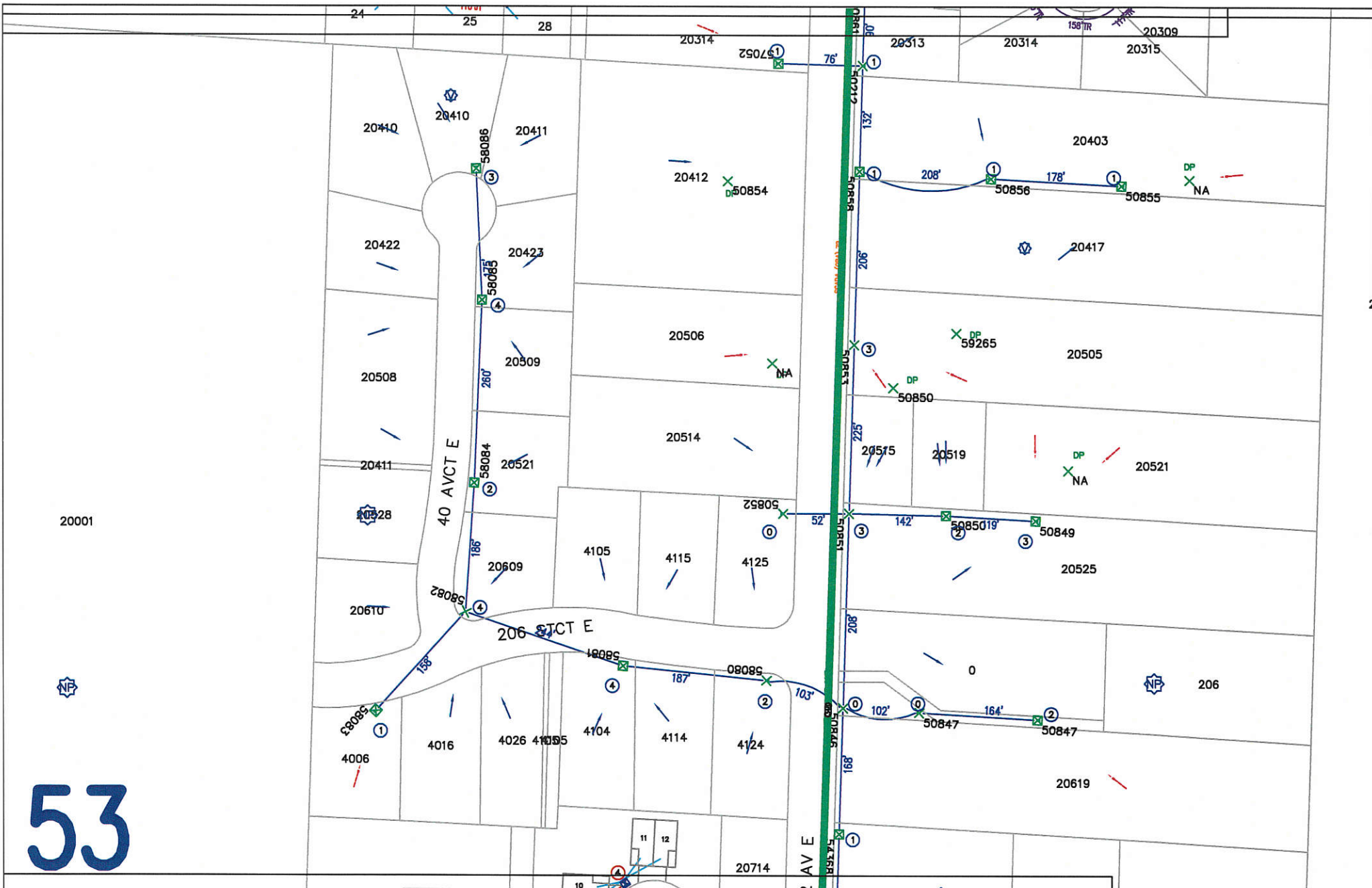
DATE
10/01/19

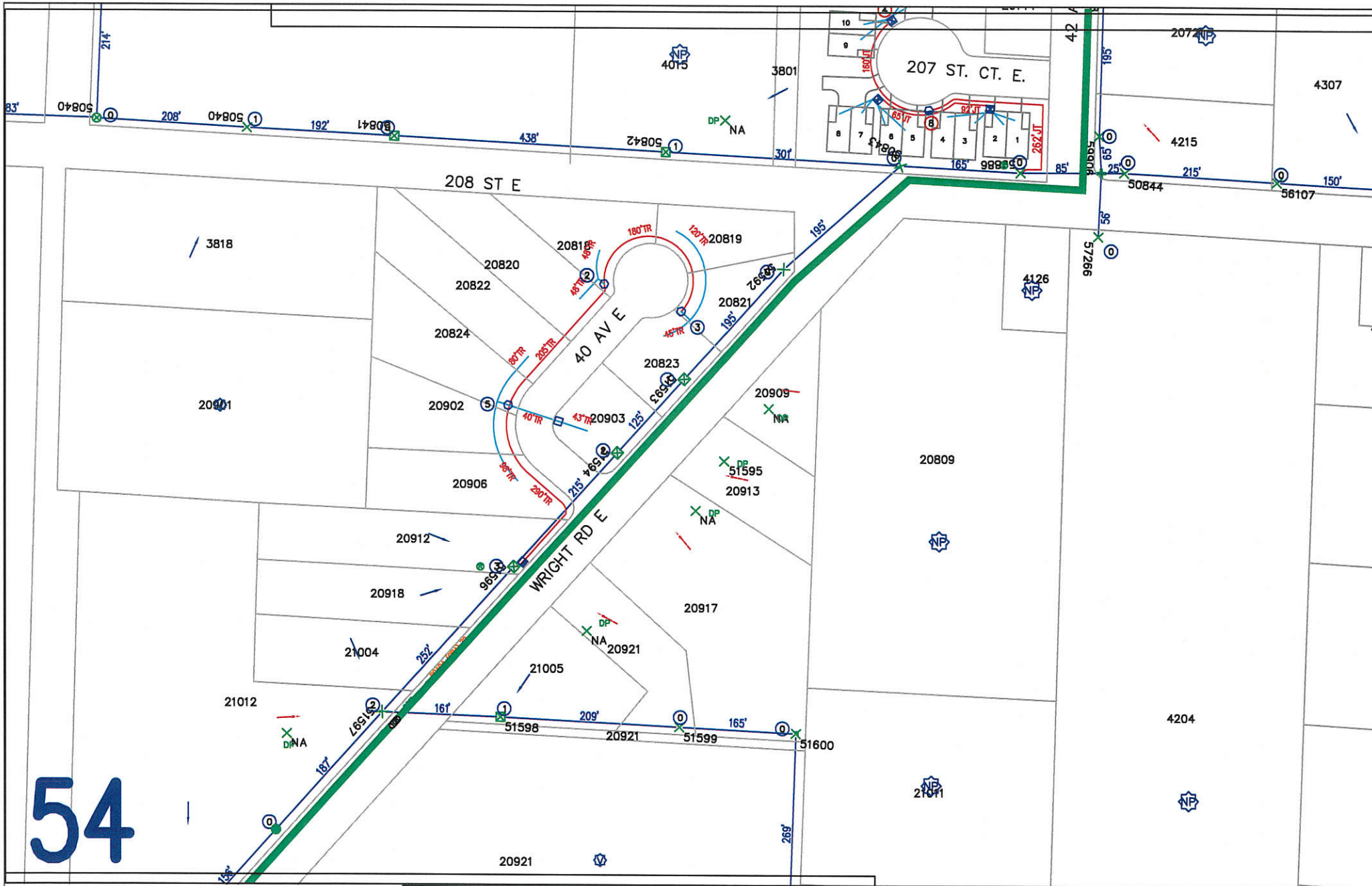
DRAWN

CIP

NODE

POWER REF DWG #





Tacoma Power Easement/Pacific Fiber Link Conduit Path



TACOMA POWER
TACOMA PUBLIC UTILITIES

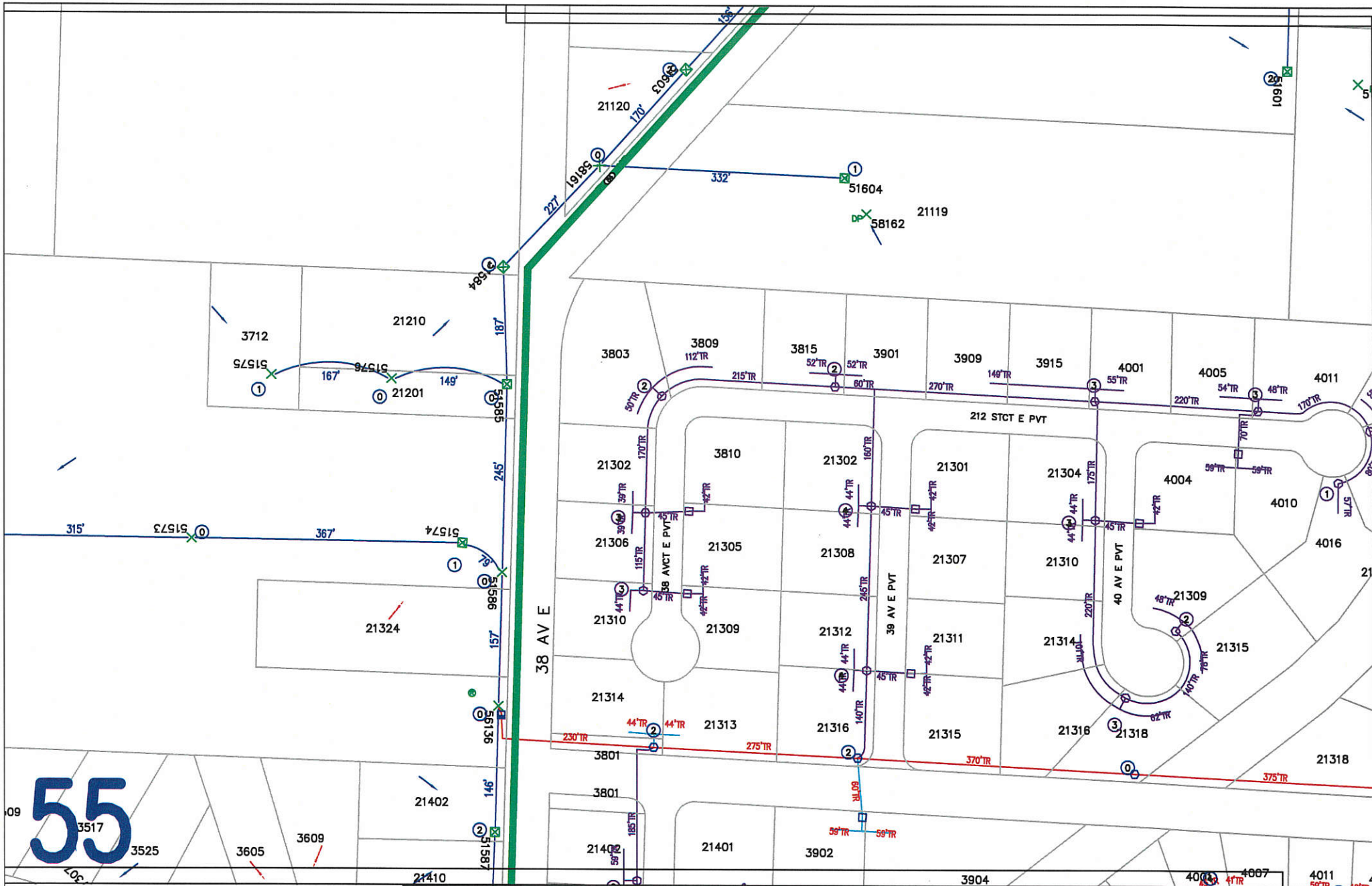
DATE
10/01/19

DRAWN

CIP

NODE

POWER REF DWG #



55



Tacoma Power Easement/Pacific Fiber Link Conduit Path

TACOMA POWER
TACOMA PUBLIC UTILITIES

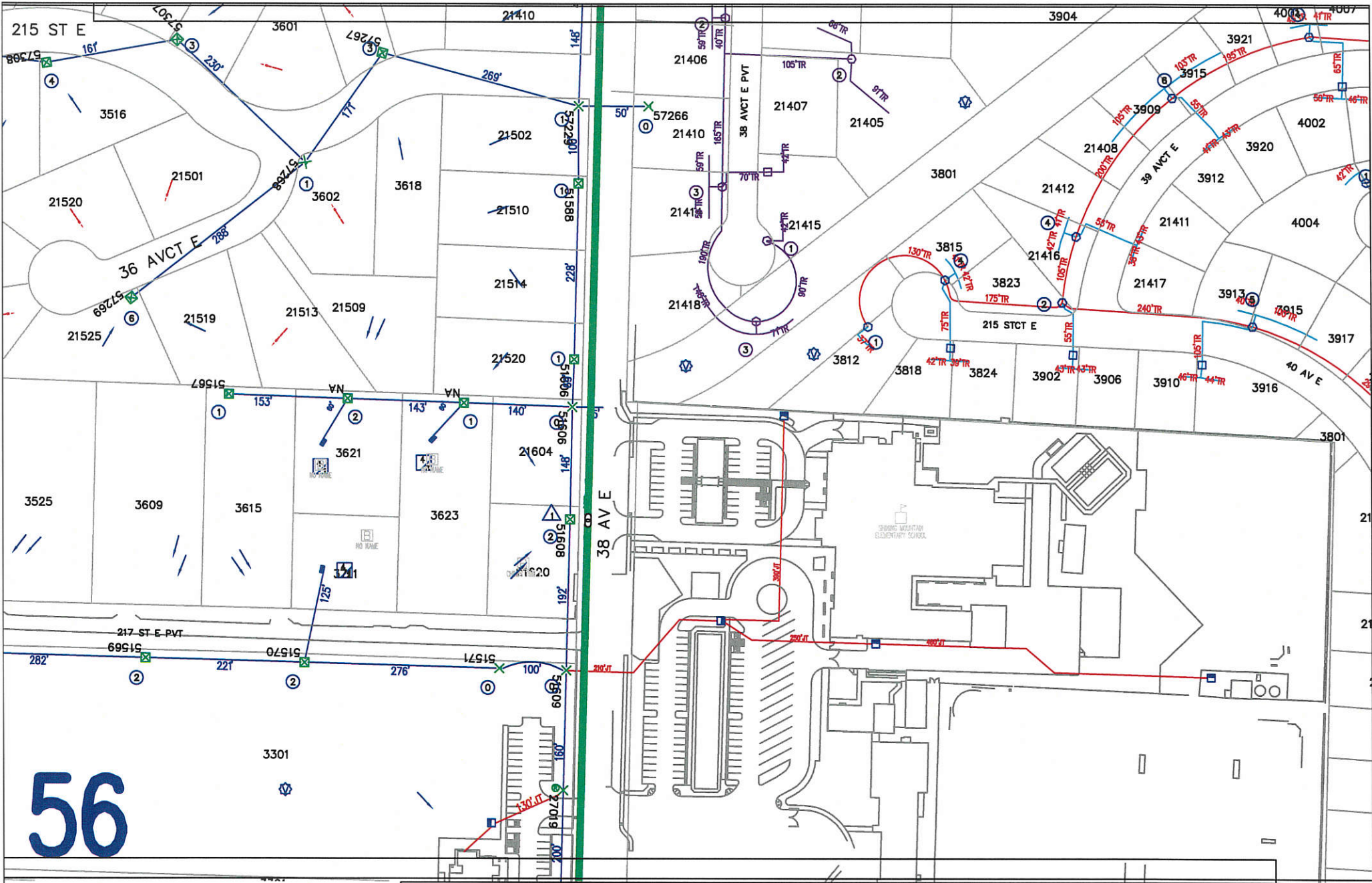
DATE
10/01/19

DRAWN

CIP

NODE

POWER REF DWG #

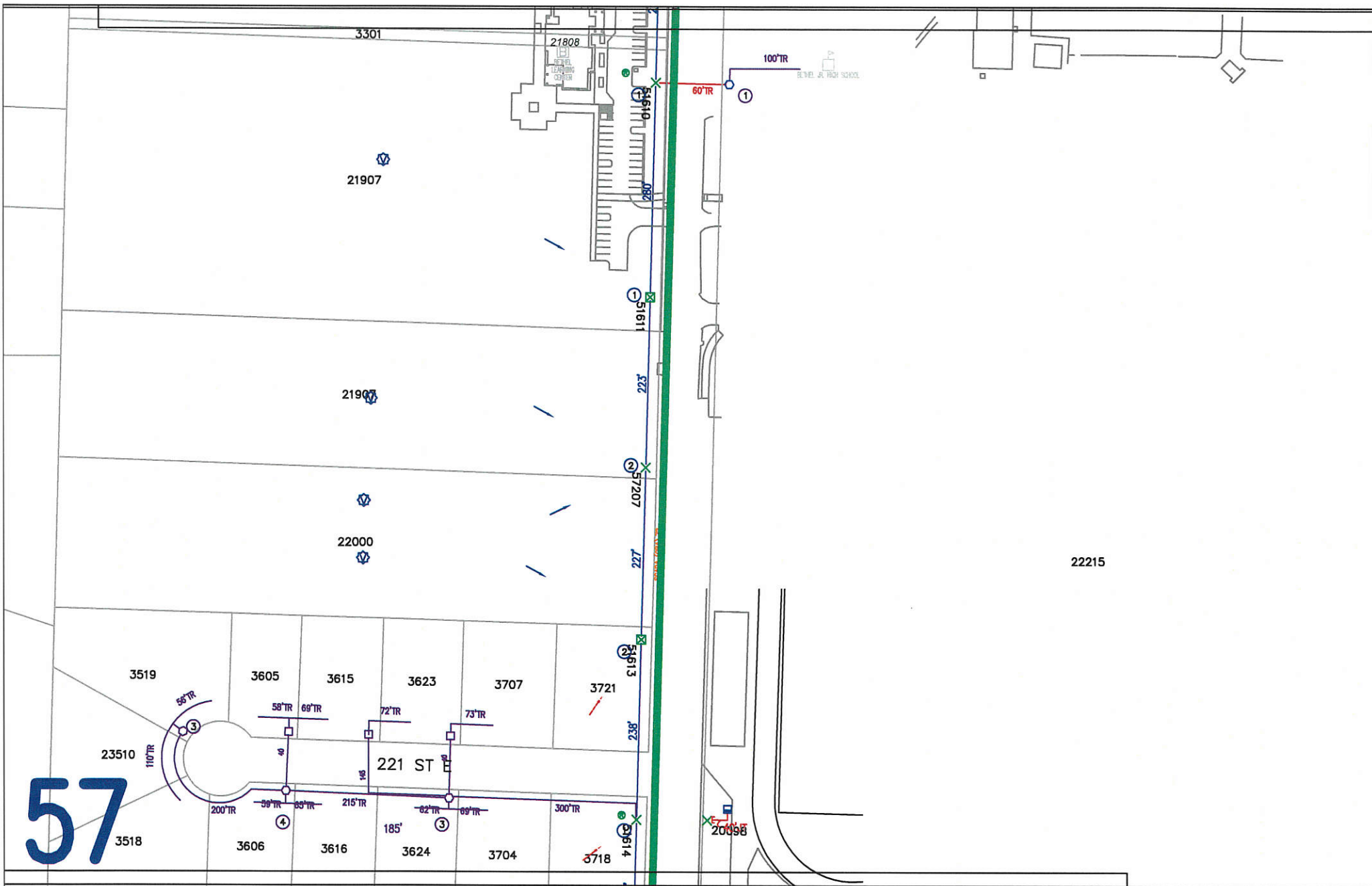


56



Tacoma Power Easement/Pacific Fiber Link Conduit Path

| | | | | |
|--|------------------|-------|-----|-------------------------|
| TACOMA POWER
TACOMA PUBLIC UTILITIES | DATE
10/01/19 | DRAWN | CIP | NODE
POWER REF DWG # |
|--|------------------|-------|-----|-------------------------|



57



Tacoma Power Easement/Pacific Fiber Link Conduit Path

TACOMA POWER
TACOMA PUBLIC UTILITIES

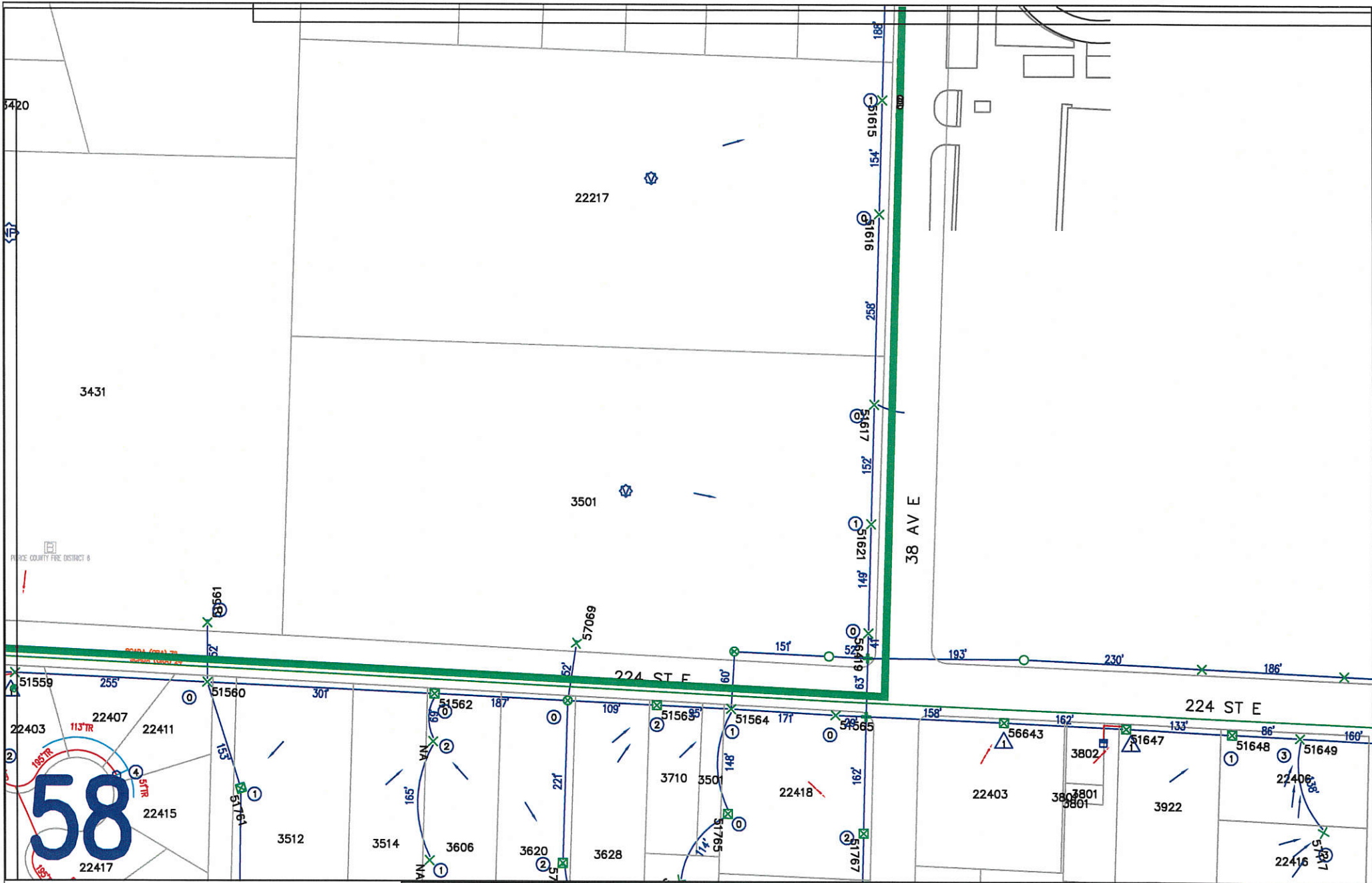
DATE
10/01/19

DRAWN

CIP

NODE

POWER REF DWG #



Tacoma Power Easement/Pacific Fiber Link Conduit Path

TACOMA POWER
TACOMA PUBLIC UTILITIES

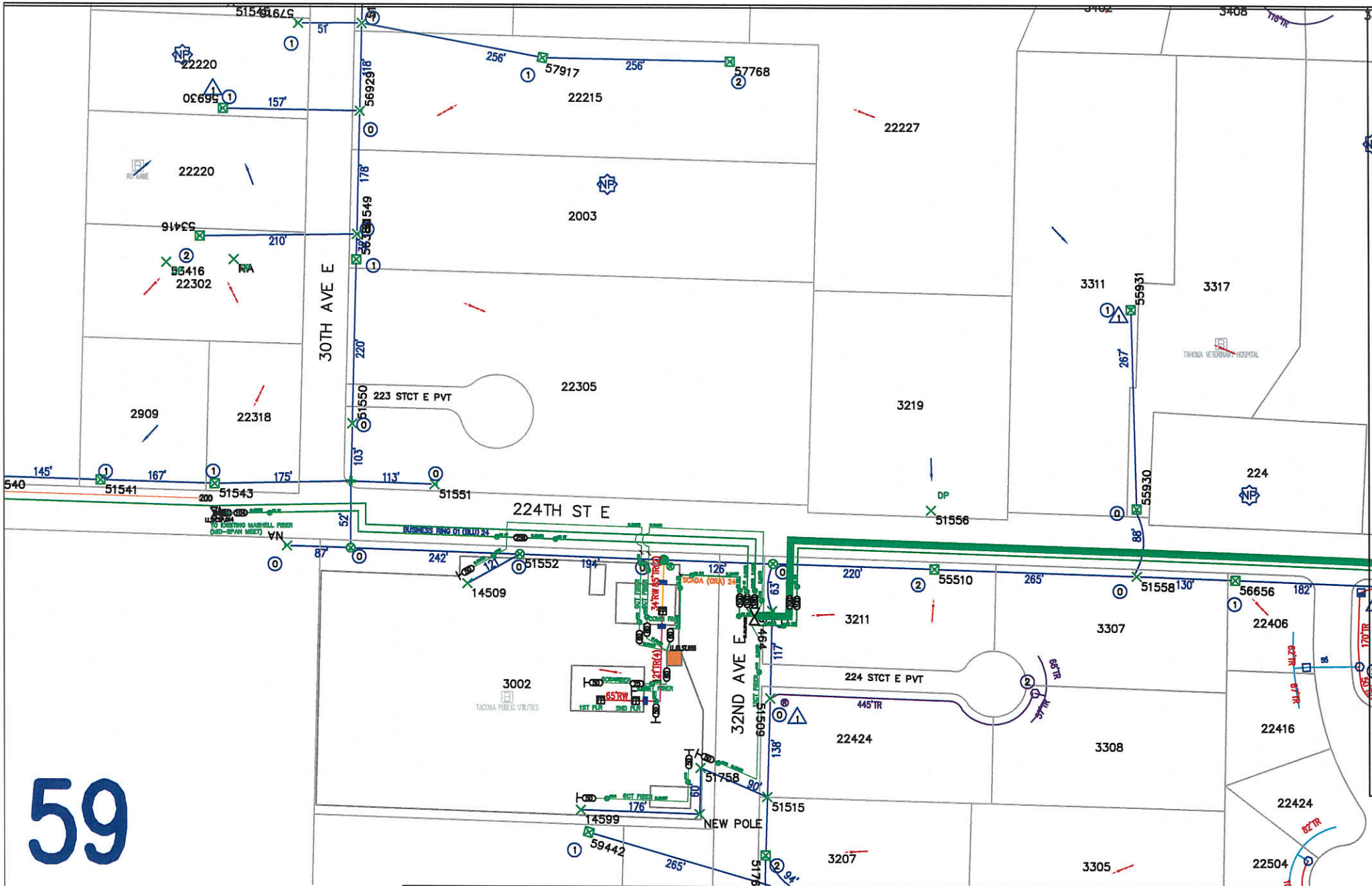
DATE
10/01/19

DRAWN

CIP

NODE

POWER REF DWG #



59



Tacoma Power Easement/Pacific Fiber Link Conduit Path

| | | | | | |
|--|------------------|-------|-----|------|-----------------|
| TACOMA POWER
TACOMA PUBLIC UTILITIES | DATE
10/01/19 | DRAWN | CIP | NODE | POWER REF DWG # |
|--|------------------|-------|-----|------|-----------------|

Exhibit A6.2

| Headend Equipment | | | | |
|--|------------------|------------------------------|---------------------------|--|
| Description | Serial Number | Object Type | Manufacturer | |
| XMA VOD Server - VOD On Demand | RQNNABV | EG001315 - Aud/Video Server | Arris | |
| Disney/ESPN Catcher Server | Dis/ESPN | EG001315 - Aud/Video Server | HP | |
| MC Management Console | KQDMMVW | EG001315 - Aud/Video Server | IBM | |
| VOD Server Chassis Nvision #1 | Nvision #1 | EG001315 - Aud/Video Server | Arris | |
| VOD Server Chassis Nvision #2 | Nvision #2 | EG001315 - Aud/Video Server | Arris | |
| VOD Server Chassis Nvision #3 | Nvision #3 | EG001315 - Aud/Video Server | Arris | |
| VOD Server Chassis Nvision #4 | Nvision #4 | EG001315 - Aud/Video Server | Arris | |
| VOD Server Chassis Nvision #5 | Nvision #5 | EG001315 - Aud/Video Server | Arris | |
| VOD Server Local On-Demand | FM 644220098 | EG001315 - Aud/Video Server | Sun Microsystem | |
| CMC Digital Data Receiver | F9999999 | EG001136 - Receiver | International DataCasting | |
| CMC Digital Data Receiver | F9999999 | EG001136 - Receiver | International DataCasting | |
| Video Satellite Rcvr - Velocity HD | F9999999 | EG000830 - Optical Receiver | Arris | |
| Video Satellite Rcvr - ShoNext HD | F9999999 | EG000830 - Optical Receiver | Motorola | |
| Matrix HE - Environmental Monitor | HE - Webmon | EN000040 - Master Controller | Dantel | |
| Advance Rcvr Transcoder - NBC Univer | F9999999 | EG001136 - Receiver | Cisco | |
| Advance Rcvr Transcoder - Sundance HD | F9999999 | EG001136 - Receiver | Cisco | |
| Pro Sat Rcvr - ShoTime/TMC HD | F9999999 | EG001136 - Receiver | Motorola | |
| Advance Rcvr Transcoder - HGTV/Food HD | F9999999 | EG001136 - Receiver | Scientific Atlanta | |
| Pro Sat Rcvr - Encore Esp | F9999999 | EG001136 - Receiver | Motorola | |
| Pro Satellite Rcvr - Nat Geo HD | F9999999 | EG001136 - Receiver | Motorola | |
| Pro Satellite Rcvr - Pixl HD | F9999999 | EG001136 - Receiver | Motorola | |
| Pro Satellite Rcvr - Discovery HD | F9999999 | EG001136 - Receiver | Motorola | |
| Advance Rcvr Transcoder - Travel HD | F9999999 | EG001136 - Receiver | Cisco | |
| TWC SD Intellistar Receiver | F9999999 | EG001136 - Receiver | Intellistar | |
| Spare - Satellite Receiver | F9999999 | EG001136 - Receiver | Motorola | |
| Commercial Integrated Sat Rcvr | F9999999 | EG001136 - Receiver | Arris | |
| Satellite Rcvr Video Cipher | F9999999 | EG001136 - Receiver | Scientific Atlanta | |
| Satellite Rcvr Multiplex/Decrypter | F9999999 | EG001136 - Receiver | General Instruments | |
| Satellite Integrated Rcvr/Transcoder | F9999999 | EG001136 - Receiver | Motorola | |
| Advanced Rcvr/Transcoder QVC HD | F9999999 | EG001136 - Receiver | Cisco | |
| Advanced Rcvr/Transcoder Outside TV | F9999999 | EG001136 - Receiver | Cisco | |
| Advanced Rcvr/Transcoder A&E HD | F9999999 | EG001136 - Receiver | Cisco | |
| Advanced Rcvr/Transcoder A&E SD | F9999999 | EG001136 - Receiver | Cisco | |
| Pro Satellite Receiver - ESPN HD | F9999999 | EG001136 - Receiver | Motorola | |
| Advanced Rcvr/Transcoder Root HD | F9999999 | EG001136 - Receiver | Scientific Atlanta | |
| Pro Satellite Receiver - ESPN SD | F9999999 | EG001136 - Receiver | Motorola | |
| Pro Satellite Receiver - ESPN2 | F9999999 | EG001136 - Receiver | Motorola | |
| Pro Satellite Receiver - ESPN News | F9999999 | EG001136 - Receiver | Motorola | |
| Advanced Rcvr/Transcoder AMC HD | F9999999 | EG001136 - Receiver | Cisco | |
| Multi Decryption Receiver - AMC SD | F9999999 | EG001136 - Receiver | Scientific Atlanta | |
| Pro Satellite Receiver - FX HD | F9999999 | EG001136 - Receiver | Motorola | |
| Advanced Rcvr/Transcoder Starz | F9999999 | EG001136 - Receiver | Motorola | |
| Commercial Integrated Sat Rcvr | F9999999 | EG001136 - Receiver | Arris | |
| TWC SD Intellistar Receiver | F9999999 | EG001136 - Receiver | Intellistar | |
| Sat Receiver Multiplex/Decrypter | F9999999 | EG001136 - Receiver | Motorola | |
| Advanced Rcvr/Transcoder Hallmark SD | F9999999 | EG001136 - Receiver | Cisco | |
| Program Receiver | F9999999 | EG001136 - Receiver | Scientific Atlanta | |
| Advanced Rcvr/Transcoder Golf HD | F9999999 | EG001136 - Receiver | Scientific Atlanta | |
| Sat Receiver Multiplex/Decrypter | F9999999 | EG001136 - Receiver | Motorola | |
| HDTV Receiver/Decoder | F9999999 | EG001136 - Receiver | KTECH | |
| Pro Satellite Receiver - SyFy HD | F9999999 | EG001136 - Receiver | Motorola | |
| Pro Satellite Receiver - BET SD | F9999999 | EG001136 - Receiver | Motorola | |
| Integrated Receiver/Decoder | F9999999 | EG001136 - Receiver | Harmonic | |
| Advanced Rcvr/Transcoder CBUT HD | F9999999 | EG001136 - Receiver | Cisco | |
| Network Transport Receiver | F9999999 | EG001136 - Receiver | Cisco | |
| Pro Satellite Receiver | F9999999 | EG001136 - Receiver | Motorola | |
| Program Receiver - Classic Arts | F9999999 | EG001136 - Receiver | Scientific Atlanta | |
| Program Receiver - Fox Business SD | F9999999 | EG001136 - Receiver | Scientific Atlanta | |
| Pro Satellite Receiver - Fox Business HD | F9999999 | EG001136 - Receiver | Motorola | |
| Pro Satellite Receiver - Fox HD | F9999999 | EG001136 - Receiver | Motorola | |
| Program Receiver - QVC SD | F9999999 | EG001136 - Receiver | Scientific Atlanta | |
| Multi Decryption Receiver - Intl Net | F9999999 | EG001136 - Receiver | Cisco | |
| Advanced Rcvr/Transcoder Golf HD | F9999999 | EG001136 - Receiver | Cisco | |
| Advanced Rcvr/Transcoder Lifetime & LMN HD | UA 5987780-6 | EG001136 - Receiver | Scientific Atlanta | |
| Pro Satellite Receiver - Discovery HD | F9999999 | EG001136 - Receiver | Motorola | |
| Pro Satellite Receiver - ABC SD | F9999999 | EG001136 - Receiver | Motorola | |
| Pro Satellite Receiver - Disney SD | F9999999 | EG001136 - Receiver | Motorola | |
| Pro Satellite Receiver - Disney HD | F9999999 | EG001136 - Receiver | Motorola | |
| Pro Satellite Receiver - CBS Sports SD | F9999999 | EG001136 - Receiver | Motorola | |
| Pro Satellite Receiver - Big Ten HD | F9999999 | EG001136 - Receiver | Motorola | |
| Pro Satellite Receiver - BET Soul HD/MTV2 | 2054812109005730 | EG001136 - Receiver | Motorola | |
| Pro Satellite Receiver - HBO HD | F9999999 | EG001136 - Receiver | Arris | |
| Pro Satellite Receiver - FS1 HD | F9999999 | EG001136 - Receiver | Motorola | |
| Program Receiver - Fox News SD | F9999999 | EG001136 - Receiver | Scientific Atlanta | |
| Pro Satellite Receiver - Fox News HD | F9999999 | EG001136 - Receiver | Motorola | |
| Advanced Program Receiver - WGN SD | 36138021976 | EG001136 - Receiver | Cisco | |
| Advanced Program Receiver - TVN PPV | F9999999 | EG001136 - Receiver | Cisco | |
| Multi Decryption Receiver - Fox Sports HD | F9999999 | EG001136 - Receiver | Scientific Atlanta | |
| Program Receiver - HSN HD | F9999999 | EG001136 - Receiver | Scientific Atlanta | |
| Pro Satellite Receiver | F9999999 | EG001136 - Receiver | Arris | |
| Program Receiver - Golf HD | F9999999 | EG001136 - Receiver | Scientific Atlanta | |
| Multi Decryption Receiver - Hallmark HD | F9999999 | EG001136 - Receiver | Scientific Atlanta | |
| Adv Receiver Transcoder - E! HD | F9999999 | EG001136 - Receiver | Scientific Atlanta | |
| Satellite Receiver | F9999999 | EG001136 - Receiver | Arris | |
| Program Receiver - KSTW SD | F9999999 | EG001136 - Receiver | Scientific Atlanta | |
| Splitter/Combiner Directional Coupler | F9999999 | EG000760 - Multiplexer | Universal | |
| Splitter/Combiner Directional Coupler | F9999999 | EG000760 - Multiplexer | Universal | |
| Splitter/Combiner Directional Coupler | F9999999 | EG000760 - Multiplexer | Universal | |
| Splitter/Combiner Directional Coupler | F9999999 | EG000760 - Multiplexer | Universal | |
| Splitter/Combiner Directional Coupler | F9999999 | EG000760 - Multiplexer | Universal | |
| Splitter/Combiner Directional Coupler | F9999999 | EG000760 - Multiplexer | Universal | |
| Splitter/Combiner Directional Coupler | F9999999 | EG000760 - Multiplexer | Universal | |
| Splitter/Combiner Directional Coupler | F9999999 | EG000760 - Multiplexer | Universal | |
| Splitter/Combiner Directional Coupler | F9999999 | EG000760 - Multiplexer | Universal | |
| Splitter/Combiner Directional Coupler | F9999999 | EG000760 - Multiplexer | Universal | |
| Splitter/Combiner Directional Coupler | F9999999 | EG000760 - Multiplexer | Universal | |

| | | | |
|---|----------|-----------------------------|--------------------|
| TWC SD Intellistar Receiver | F9999999 | EG001136 - Receiver | Chaparral |
| Commercial Integrated Sat Rcvr | F9999999 | EG001136 - Receiver | Motorola |
| Satellite Receiver Video Cipher | F9999999 | EG001136 - Receiver | Cisco |
| Satellite Receiver Multiplex/Decrypter | F9999999 | EG001136 - Receiver | Motorola |
| Sat Integrated Receiver/Transcoder | F9999999 | EG001136 - Receiver | Scientific Atlanta |
| Advanced Receiver/Transcoder - QVC HD | F9999999 | EG001136 - Receiver | Motorola |
| Advanced Recv/Transcoder - Outside TV | F9999999 | EG001136 - Receiver | Motorola |
| Advanced Receiver/Transcoder - A&E HD | F9999999 | EG001136 - Receiver | Arris |
| Advanced Receiver/Transcoder - A&E SD | F9999999 | EG001136 - Receiver | Cisco |
| Pro Satellite Receiver - ESPN HD | F9999999 | EG001136 - Receiver | Cisco |
| Adv Receiver Transcoder - Root HD | F9999999 | EG001136 - Receiver | Cisco |
| Adv Receiver Transcoder - Pac 12 NAT | F9999999 | EG001136 - Receiver | Cisco |
| Pro Satellite Rcvr - Starz HD | F9999999 | EG001136 - Receiver | Motorola |
| Satellite Demodulator | F9999999 | EG000740 - Modulator | Scientific Atlanta |
| Pro Satellite Receiver - Starz HD | F9999999 | EG001136 - Receiver | Motorola |
| Pro Satellite Receiver - MLB HD | F9999999 | EG001136 - Receiver | Motorola |
| Satellite Receiver - Dest America HD | F9999999 | EG001136 - Receiver | Motorola |
| Pro Satellite Receiver - Fox Deportes HD | F9999999 | EG001136 - Receiver | Motorola |
| Pro Satellite Receiver - Fox Sports2 HD | F9999999 | EG001136 - Receiver | Motorola |
| Pro Satellite Receiver - Nat Geo SD/HD | F9999999 | EG001136 - Receiver | Motorola |
| Pro Satellite Receiver - ENC Action HD | F9999999 | EG001136 - Receiver | Motorola |
| Pro Satellite Receiver - IndieFlex HD | F9999999 | EG001136 - Receiver | Motorola |
| Pro Satellite Receiver - Cinemax HD | F9999999 | EG001136 - Receiver | Motorola |
| Advanced Recvr Transcoder - Fusion HD | F9999999 | EG001136 - Receiver | Motorola |
| Pro Satellite Receiver - ESPN Deportes SD | F9999999 | EG001136 - Receiver | Motorola |
| Pro Satellite Receiver - MoviePlex HD | F9999999 | EG001136 - Receiver | Motorola |
| Satellite Demodulator | F9999999 | EG000740 - Modulator | Scientific Atlanta |
| OneNet SE EAS Receiver | F9999999 | EG001136 - Receiver | Monroe Electronics |
| Emergency Alert System Server | F9999999 | EG001315 - Aud/Video Server | IBM |
| Adv Receiver Transcoder - Reelz Channel | F9999999 | EG001136 - Receiver | Cisco |
| Acterna - Stealth Sweep Transceiver | F9999999 | EZ000140 - Test Equip | Acterna |
| Program Receiver - KCMS FM | F9999999 | EG001136 - Receiver | Scientific Atlanta |
| Digital Tuner - 948 KING FM | F9999999 | EG001136 - Receiver | Bogen |
| Universal Encoder - Audio Encoder | F9999999 | EG001361 - Sequencer | Scopus |
| Digital Tuner - 951 KWJZ | F9999999 | EG001136 - Receiver | Bogen |
| Digital Tuner - 957 KIRO | F9999999 | EG001136 - Receiver | Bogen |
| Digital Tuner - 956 KXXD | F9999999 | EG001136 - Receiver | Bogen |
| Digital Tuner - 953 KKWF | F9999999 | EG001136 - Receiver | Bogen |
| Universal Encoder - Audio Encoder | F9999999 | EG001361 - Sequencer | Scopus |
| AM/FM Stereo Tuner - 958 KRWM | F9999999 | EG001136 - Receiver | Toa Electronics |
| Digital Tuner - Spare | F9999999 | EG001136 - Receiver | Bogen |
| Universal Encoder - Audio Encoder | F9999999 | EG001361 - Sequencer | Scopus |

Exhibit A6.2 - Head End Equipment

| | | | |
|---------------------------------------|----------|------------------------------|---------------------|
| Digital Tuner - 949 KPLU | F9999999 | EG001136 - Receiver | Bogen |
| Digital Tuner - 950 KUOW | F9999999 | EG001136 - Receiver | Bogen |
| Digital Tuner - 960 KUTI | F9999999 | EG001136 - Receiver | Bogen |
| Digital Aud/Vid Encoder/Decoder | F9999999 | EG001361 - Sequencer | Radiant |
| Digital Tuner - Spare | F9999999 | EG001136 - Receiver | Bogen |
| Digital Tuner - Spare | F9999999 | EG001136 - Receiver | Bogen |
| Digital Tuner - Spare | F9999999 | EG001136 - Receiver | Bogen |
| Digital Tuner - Spare | F9999999 | EG001136 - Receiver | Bogen |
| Digital Tuner - Spare | F9999999 | EG001136 - Receiver | Bogen |
| Digital Tuner - Spare | F9999999 | EG001136 - Receiver | Bogen |
| XMS Ad Splicer - Server 1 | F9999999 | EG000110 - Network Server | Arris |
| XMS Ad Splicer - Server 2 | F9999999 | EG000110 - Network Server | Arris |
| EGT Encoder 1 - TVC/QVC | F9999999 | EG001361 - Sequencer | EGT |
| EGT Encoder 2 - Reelz/NASA/KIRO | F9999999 | EG001361 - Sequencer | EGT |
| EGT Encoder 3 - FXX/Big Ten | F9999999 | EG001361 - Sequencer | EGT |
| EGT Encoder 4 - TVW/TV Tacoma | F9999999 | EG001361 - Sequencer | EGT |
| EGT Encoder 5 - KCTS/KING | F9999999 | EG001361 - Sequencer | EGT |
| EGT Encoder 6 - KCPQ/PCTV | F9999999 | EG001361 - Sequencer | EGT |
| EGT Encoder 7 - KOMO/KSTW | F9999999 | EG001361 - Sequencer | EGT |
| EGT Encoder 8 - KUNS/Disney | F9999999 | EG001361 - Sequencer | EGT |
| EGT Encoder 9 - Test/Classic Arts | F9999999 | EG001361 - Sequencer | EGT |
| EGT Encoder 10 - Spare | F9999999 | EG001361 - Sequencer | EGT |
| EGT Encoder 11 - Spare | F9999999 | EG001361 - Sequencer | EGT |
| EGT Encoder 12 - Spare | F9999999 | EG001361 - Sequencer | EGT |
| EGT Encoder 13 - Spare | F9999999 | EG001361 - Sequencer | EGT |
| Network Performance Tool Server | F9999999 | EG001315 - Server Aud/Vid | Dell |
| Satellite Receiver - KLS 2 | KLS 2 | EG001136 - Receiver | General Instruments |
| Satellite Receiver - KLS 1 | KLS 1 | EG001136 - Receiver | General Instruments |
| Network Controller - 1 | F9999999 | EN000010 - Controller | Motorola |
| Network Controller - 2 | F9999999 | EN000010 - Controller | Motorola |
| Digital Addressable Controller (DAC) | F9999999 | EN000040 - Master Controller | Motorola |
| CASMR - Conditional Access System | F9999999 | EN000040 - Master Controller | HP |
| Avocent Autoview 3008 | F9999999 | EN000010 - Controller | Avocent |
| Modular Receiver/Decoder | F9999999 | EG001136 - Receiver | Sencore |
| Satellite Receiver - KCPQ Ch. 13 | F9999999 | EG001136 - Receiver | Tandberg |
| Pro Receiver/Decoder - KOMO | F9999999 | EG001136 - Receiver | KTECH |
| Pro Receiver/Decoder - KIRO | F9999999 | EG001136 - Receiver | KTECH |
| Pro Receiver/Decoder - KING | F9999999 | EG001136 - Receiver | KTECH |
| Pro Receiver/Decoder - KSTW | F9999999 | EG001136 - Receiver | KTECH |
| Pro Receiver /Decoder - KONG | F9999999 | EG001136 - Receiver | KTECH |
| Pro Receiver /Decoder - KZJO | F9999999 | EG001136 - Receiver | KTECH |
| Pro Receiver /Decoder - Spare | F9999999 | EG001136 - Receiver | KTECH |
| Pro Receiver /Decoder - NASA | F9999999 | EG001136 - Receiver | KTECH |
| Pro Receiver /Decoder - KUNS | F9999999 | EG001136 - Receiver | KTECH |
| Pro Receiver /Decoder - KUNS2/Mundo | F9999999 | EG001136 - Receiver | KTECH |
| Pro Receiver /Decoder - KWPX | F9999999 | EG001136 - Receiver | KTECH |
| ASI Splitter | F9999999 | EG000217 - Combiner | MegaHertz |
| Smartstream Device Manager | F9999999 | EG001315 - Server | Arris |
| Remote Addressable DANIS/DLS (RADD) | F9999999 | EG001315 - Server | CSS/RADD |
| KLS 3000/CPMS | F9999999 | EG001315 - Server | KLS 3000 |
| Pro Receiver/Decoder - TV Tacoma | F9999999 | EG001136 - Receiver | KTECH |
| Pro Receiver/Decoder - PCTV | F9999999 | EG001136 - Receiver | KTECH |
| Pro Receiver/Decoder - Spare | F9999999 | EG001136 - Receiver | KTECH |
| Pro Receiver/Decoder - Spare | F9999999 | EG001136 - Receiver | KTECH |
| Satellite Receiver - KCPQ Ch. 13 | F9999999 | EG001136 - Receiver | Tandberg |
| Pro Receiver/Decoder - Spare | F9999999 | EG001136 - Receiver | KTECH |
| Pro Receiver/Decoder - Spare | F9999999 | EG001136 - Receiver | KTECH |
| APEX Edge QAM - 1 | F9999999 | EG000100 - Switch | Motorola |
| APEX Edge QAM - 2 | F9999999 | EG000100 - Switch | Motorola |
| APEX Edge QAM - 3 | F9999999 | EG000100 - Switch | Motorola |
| APEX Edge QAM - 4 | F9999999 | EG000100 - Switch | Motorola |
| MPEG Transport Stream Monitor | F9999999 | EG000760 - Multiplexer | Tetronix |
| Vecima - IP to Analog Edge Decoder 1 | F9999999 | EG000740 - Modulator | Vecima - 1 |
| Vecima - IP to Analog Edge Decoder 2 | F9999999 | EG000740 - Modulator | Vecima - 2 |
| Vecima - IP to Analog Edge Decoder 3 | F9999999 | EG000740 - Modulator | Vecima - 3 |
| HE Redundant Amplifier System - UP | F9999999 | EG000120 - Amplifier | QRF - 1 |
| HE Redundant Amplifier System - UP Pr | F9999999 | EG000120 - Amplifier | QRF - 2 |
| He Redundant Amp System - UP Bkup | F9999999 | EG000120 - Amplifier | QRF - 3 |
| CPAT - Dual Band Signal Generator | F9999999 | EG001575 - Test Generator | Effigis |
| TelVue HyperCaster B-100 IPTV | F9999999 | EG000120 - Amplifier | TelVue |
| Pro Satellite Receiver - SHO/SHO2 | F9999999 | EG001136 - Receiver | Motorola |
| TelVue HyperCaster B-100 IPTV | F9999999 | EG000120 - Amplifier | TelVue |
| Remote Service Analyzer RSAM | F9999999 | EZ000140 - Test Equip | JDSU |
| MPEG Video Probe Analyzer | F9999999 | EZ000140 - Test Equip | JDSU |
| Advanced Rcvr Transcoder - Oxygen SD | F9999999 | EG001136 - Receiver | Cisco |
| Advanced Rcvr Transcoder - Sprout SD | F9999999 | EG001136 - Receiver | Cisco |
| Advanced Rcvr Transcoder - Bravo SD | F9999999 | EG001136 - Receiver | Cisco |
| Advanced Rcvr Transcoder - CNBC HD | F9999999 | EG001136 - Receiver | Cisco |
| Advanced Rcvr Transcoder - SyFy HD | F9999999 | EG001136 - Receiver | Cisco |

| | | | |
|--|----------|--------------------------------|------------------------|
| Advanced Rcvr Transcoder - USA HD | F9999999 | EG001136 - Receiver | Cisco |
| Advanced Rcvr Transcoder - NFL Redzone HD | F9999999 | EG001136 - Receiver | Cisco |
| Advanced Rcvr Transcoder - NFL HD | F9999999 | EG001136 - Receiver | Cisco |
| Adv Program Receiver - MBC Korea SD | F9999999 | EG001136 - Receiver | Motorola |
| Advanced Rcvr Transcoder - NBC Univesal | F9999999 | EG001136 - Receiver | Cisco |
| MPEG Transport Stream Monitor | F9999999 | EG000760 - Multiplexer | Tektronix |
| Sunrise Telecom Spectrum Analyzer | F9999999 | EZ000140 - Test Equip | Sunrise Telecom |
| Sunrise Telecom Spectrum Analyzer | F9999999 | EZ000140 - Test Equip | Sunrise Telecom |
| Multicom Optical Transmitter | F9999999 | EG000850 - Optical Transmitter | Multicom |
| Pro Satellite Receiver - SHORTS HD | F9999999 | EG001136 - Receiver | Motorola |
| Pro Satellite Receiver - HSN SD | F9999999 | EG001136 - Receiver | Scientific Atlanta |
| Adv Rcvr Transcoder - YouTooAmerica | F9999999 | EG001136 - Receiver | Cisco |
| Adv Rcvr Transcoder - FYI HD | F9999999 | EG001136 - Receiver | Cisco |
| Adv Rcvr Transcoder - MTV/Spike HD | F9999999 | EG001136 - Receiver | Cisco |
| Adv Rcvr Transcoder - CMT HD | F9999999 | EG001136 - Receiver | Cisco |
| Adv Rcvr Transcoder - VH1/Comedy HD | F9999999 | EG001136 - Receiver | Cisco |
| Adv Rcvr Transcoder - NICK HD | F9999999 | EG001136 - Receiver | Cisco |
| Satellite Receiver - HITS 14 | F9999999 | EG001136 - Receiver | General Instruments |
| RF L-Band Splitter (Active) | F9999999 | EG000217 - Combiner | Quintech |
| RF L-Band Splitter (Passive) | F9999999 | EG000217 - Combiner | Quintech |
| RF L-Band Splitter (Passive) | F9999999 | EG000217 - Combiner | Quintech |
| Splitter/Combiner Directional Coupler | F9999999 | EG000217 - Combiner | ADC Telecommunications |
| Splitter/Combiner Directional Coupler | F9999999 | EG000217 - Combiner | ADC Telecommunications |
| Splitter/Combiner Directional Coupler | F9999999 | EG000217 - Combiner | ADC Telecommunications |
| LNB Power Supply | F9999999 | ED000250 - UPS | Quintech |
| Satellite Receiver - MoviePlex SD/Starz | F9999999 | EG001136 - Receiver | Arris |
| Pro Satellite Rcvr - ESPN Classics | F9999999 | EG001136 - Receiver | Motorola |
| Combiner - IP to ASI Convertor | F9999999 | EG000217 - Combiner | Advanced Digital Inc |
| Adv Rcvr Trnsocoder - Life/Mil HD | F9999999 | EG001136 - Receiver | Cisco |
| Program Receiver - The Word HD | F9999999 | EG001136 - Receiver | Scientific Atlanta |
| Satellite Receiver - Destination America | F9999999 | EG001136 - Receiver | Motorola |
| Pro Satellite Receiver - OWN HD | F9999999 | EG001136 - Receiver | Motorola |
| Pro Satellite Receiver - Disney Jr HD | F9999999 | EG001136 - Receiver | Motorola |
| Satellite Receiver - Food Net/HGTV HD | F9999999 | EG001136 - Receiver | General Instruments |
| Satellite Receiver - Playboy HD | F9999999 | EG001136 - Receiver | Motorola |
| Integrated Receiver/Decoder - Music Choice | F9999999 | EG001136 - Receiver | Harmonic |
| LADI - Music Choice Inserter | F9999999 | EG001315 - Server Aud/Vid | EAS System |
| Program Receiver - Jewelry SD | 25806144 | EG001136 - Receiver | Scientific Atlanta |
| Digital Media Receiver | F9999999 | EG001136 - Receiver | Wegener |
| Program Receiver - Jewelry Spare Recvr | F9999999 | EG001136 - Receiver | Scientific Atlanta |
| CherryPicker Application Platform #6 | F9999999 | EG00760 - Multiplexer | Motorola |
| CherryPicker Application Platform #1 | F9999999 | EG00760 - Multiplexer | Motorola |
| CherryPicker Application Platform #8 | F9999999 | EG00760 - Multiplexer | Motorola |
| CherryPicker Applications Platform #9 | F9999999 | EG00760 - Multiplexer | Motorola |
| Cherry Picker Applications Platform #10 | F9999999 | EG00760 - Multiplexer | Motorola |
| CherryPicker Applications Platform Spare | F9999999 | EG00760 - Multiplexer | Motorola |
| Multiple Decryption Recvr - TNT/Toons SD | F9999999 | EG001136 - Receiver | Scientific Atlanta |
| Advanced Rcvr Transcoder - TV Japan | F9999999 | EG001136 - Receiver | Cisco |
| MPEG/IRD Satellite Receiver - HD Net HD | F9999999 | EG001136 - Receiver | Wegener |
| Pro Satellite Receiver - HRTV HD | F9999999 | EG001136 - Receiver | Motorola |
| Pro Satellite Receiver - CSPAN2 HD | F9999999 | EG001136 - Receiver | Motorola |
| Broadband Multimedia Service Router #2 | F9999999 | EG001230 - Router (Net App) | BigBand |
| CherryPicker Applications Platform #2 | F9999999 | EG00760 - Multiplexer | Motorola |
| CherryPicker Applications Platform #3 | F9999999 | EG00760 - Multiplexer | Motorola |
| CherryPicker Applications Platform #7 | F9999999 | EG00760 - Multiplexer | Motorola |
| CherryPicker Applications Platform #4 | F9999999 | EG00760 - Multiplexer | Motorola |
| CherryPicker Applications Platform #5 | F9999999 | EG00760 - Multiplexer | Motorola |
| QAM Edge Encryptor Modulator #7 | F9999999 | EG00740 - Modulator | Motorola |
| QAM Edge Encryptor Modulator #1 | F9999999 | EG00740 - Modulator | Motorola |
| QAM Edge Encryptor Modulator #2 | F9999999 | EG00740 - Modulator | Motorola |
| QAM Edge Encryptor Modulator #3 | F9999999 | EG00740 - Modulator | Motorola |
| QAM Edge Encryptor Modulator #4 | F9999999 | EG00740 - Modulator | Motorola |
| SMU Control Server - Primary | F9999999 | EG001315 - Server | Arris |
| SMU Control Server - Backup | F9999999 | EG001315 - Server | IBM |
| Broadband Multimedia Service Router #1 | F9999999 | EG001230 - Router (Net App) | BigBand |

| | | | |
|---|------------------|-------------------------------------|---------|
| Demodulator Convertor #1 | 2722035 | EG000280 - Demodulator | Wel IAV |
| Demodulator Convertor #2 | 2722063 | EG000280 - Demodulator | Wel IAV |
| Demodulator Convertor #3 | 2722069 | EG000280 - Demodulator | Wel IAV |
| Dish 1 serial 1005910 | 4.5 meter dishes | Brand Scientific Atlanta model 8345 | |
| Dish 2 serial 1007240 | 4.5 meter dishes | Brand Scientific Atlanta model 8346 | |
| Dish 3 serial 1006545 | 4.5 meter dishes | Brand Scientific Atlanta model 8347 | |
| Dish 4 serial 1005880 | 4.5 meter dishes | Brand Scientific Atlanta model 8348 | |
| Dish 5 serial 100655? The last digit is un-readable | 4.5 meter dishes | Brand Scientific Atlanta model 8349 | |

The dishes on the roof are a mix of 3.7 meter Loral Skynet or DH, and 3.8 meter Patriot. Plus the steerable dish which I think is a 3.7 meter Chaparral but again no markings.

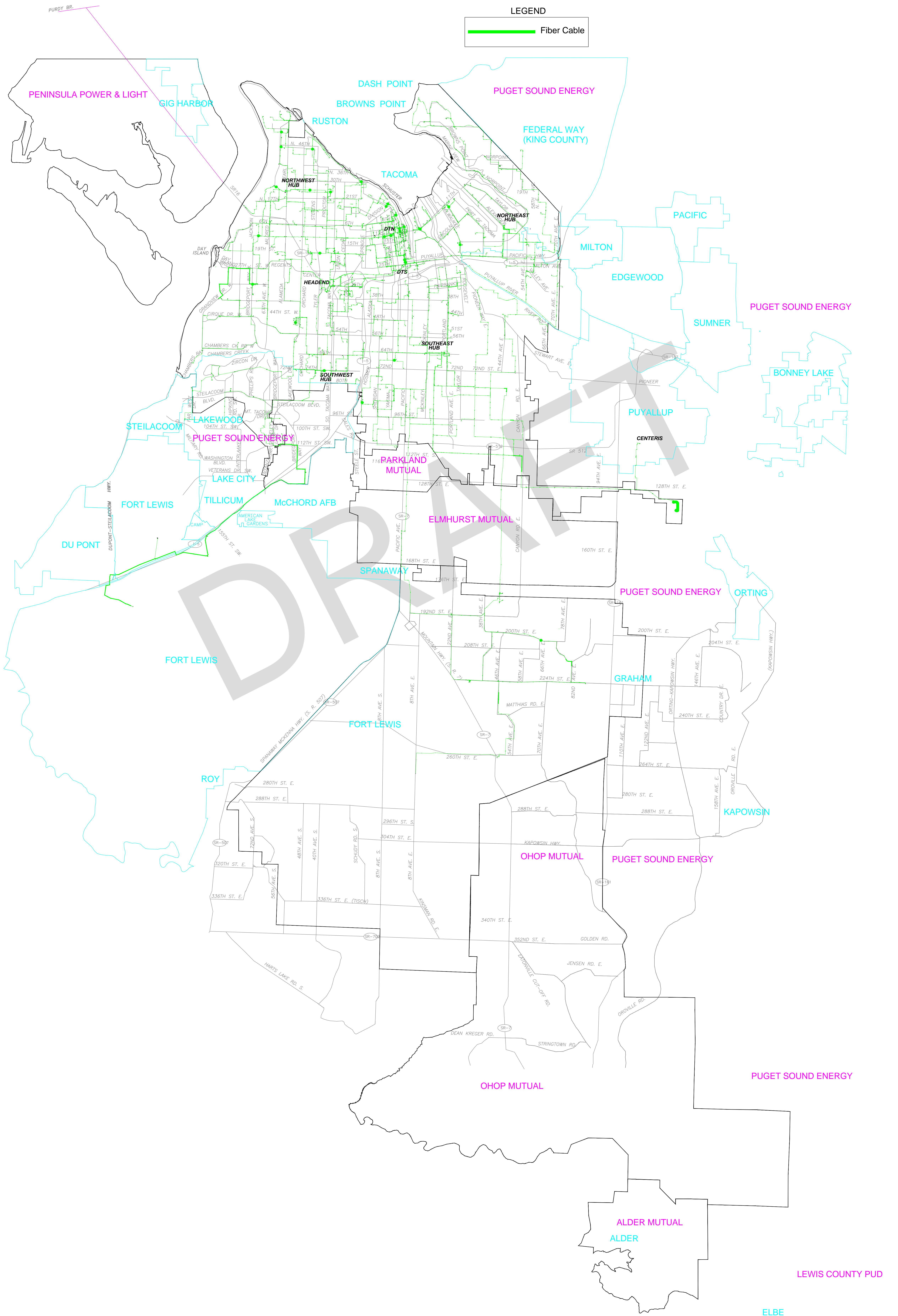
| | | |
|--|---------|---|
| | 3813522 | Patriot 3.8 had a decal with a Part number of PRT-380 |
| | 3814298 | Patriot 3.8 had a decal with a Part number of PRT-380 |
| 24'x13'6" Aircree AeroPro Pro system including: | | |
| inflatable outdoor movie screen | | |
| inflatable frame, lower panel | | |
| front projection surface | | |
| screen bungee ties | | |
| high pressure blower | | |
| black nylon high tension tethers | | |
| heavy duty carry bag | | |
| four steel stakes | | |
| deluxe repair kit | | |
| manual | | |
| Aeropro Pro HD console & sound system | | |
| heavy duty ATA rated road case | | |
| triple screen LCD monitor | | |
| BlueRay and progressive scan DVD players | | |
| HD video switcher | | |
| pro quality rack mounted audio mixer with iPod dock | | |
| power conditioner and surge protector with two lamps | | |
| microphone | | |
| audio and video cables | | |
| PRO speaker system | | |

Projector w/case and stand

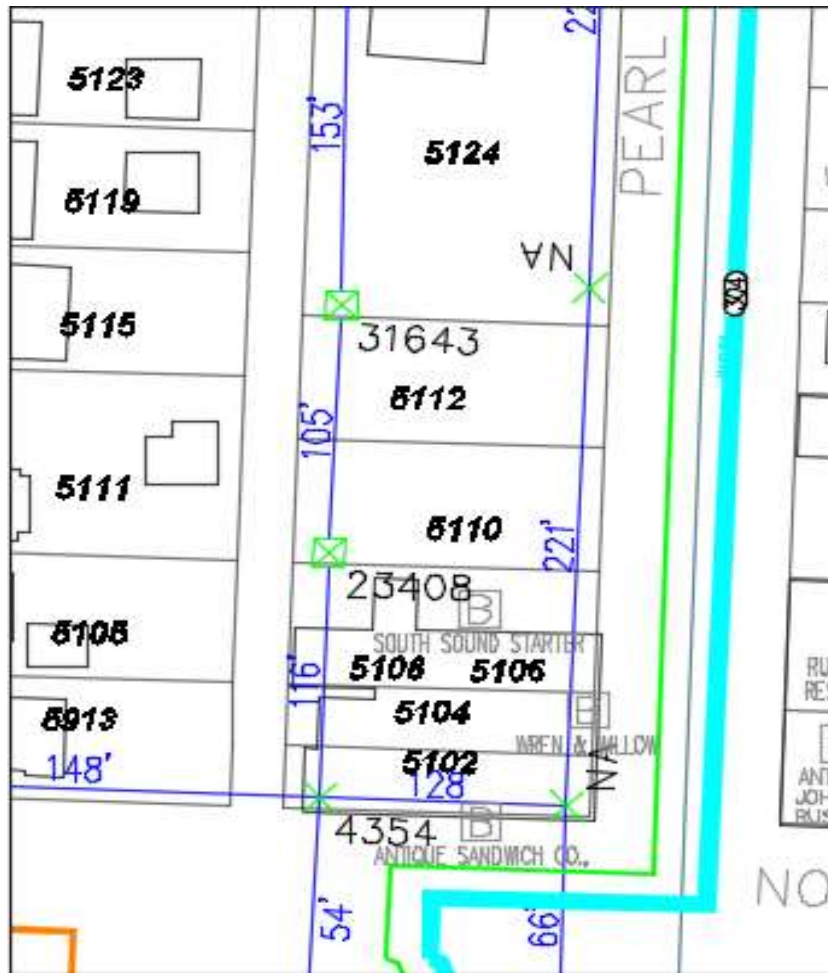
Exhibit A7

| Set Top Boxes | |
|----------------------|---------------------------|
| Model | quantity (in home) |
| DCX3200 | 7281 |
| DCX3510 | 1094 |
| MG1 | 722 |
| Mini | 871 |
| MG2 | 485 |

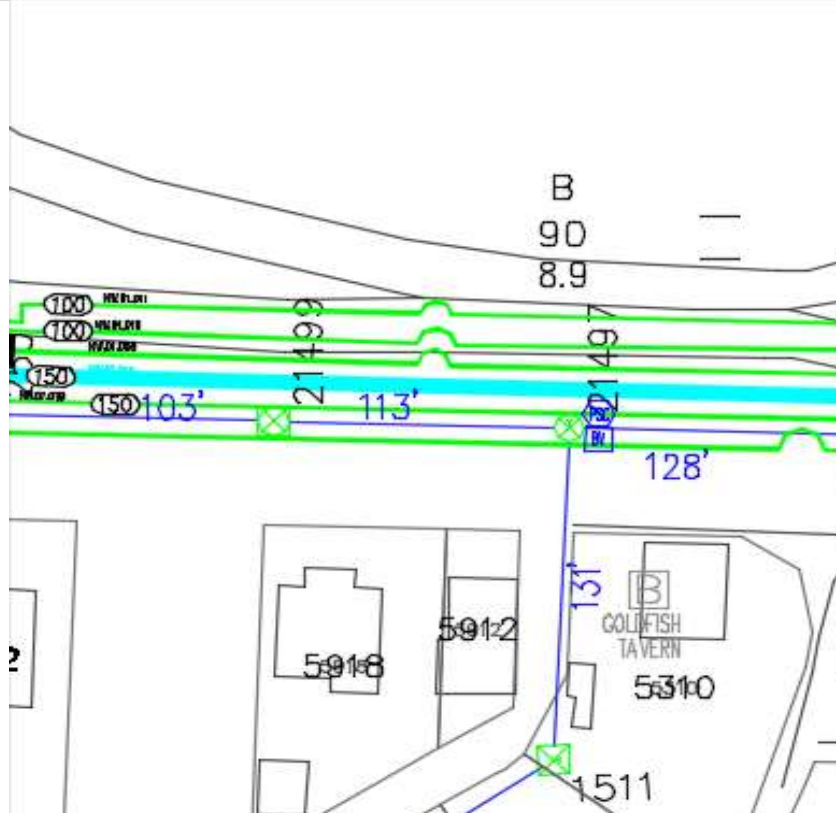
TACOMA POWER CRITICAL FIBER PATHS

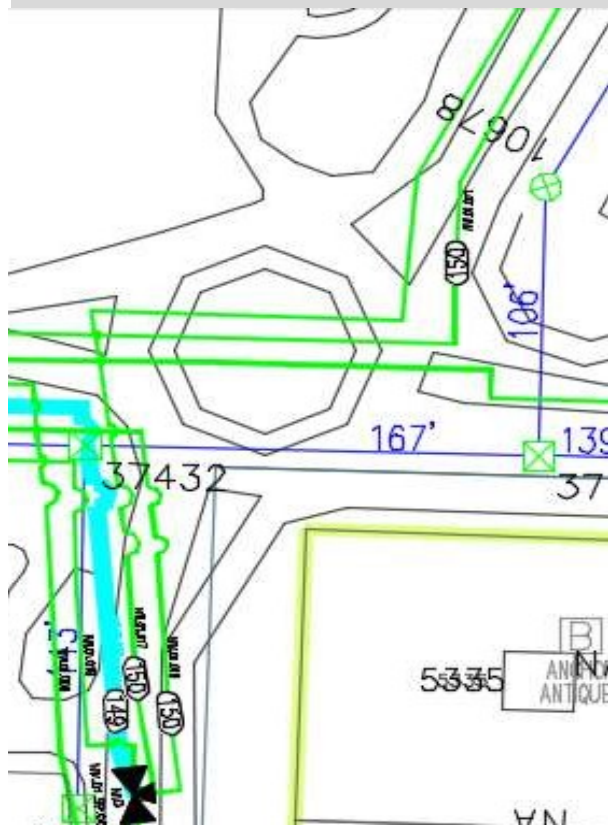
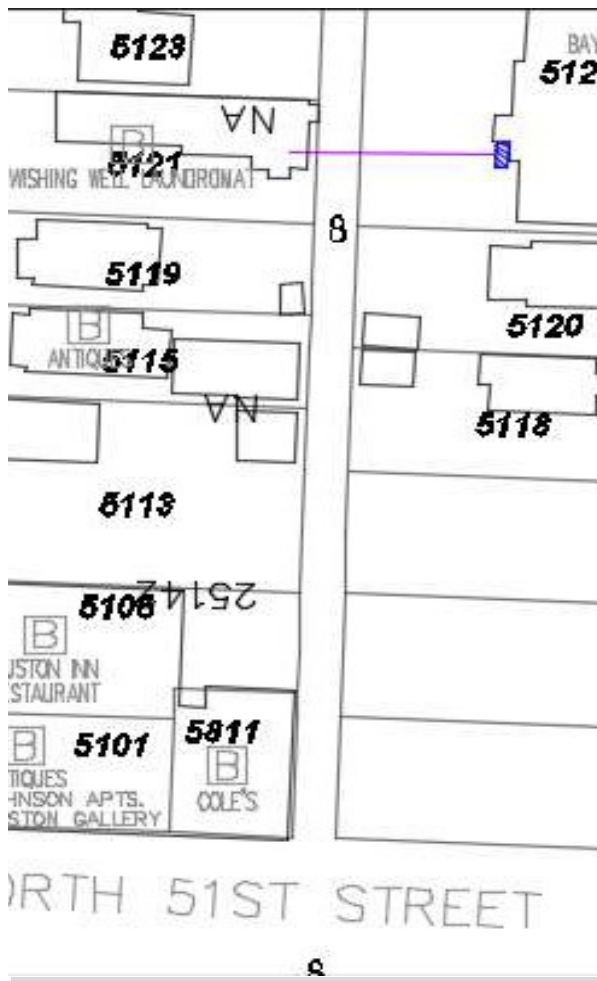


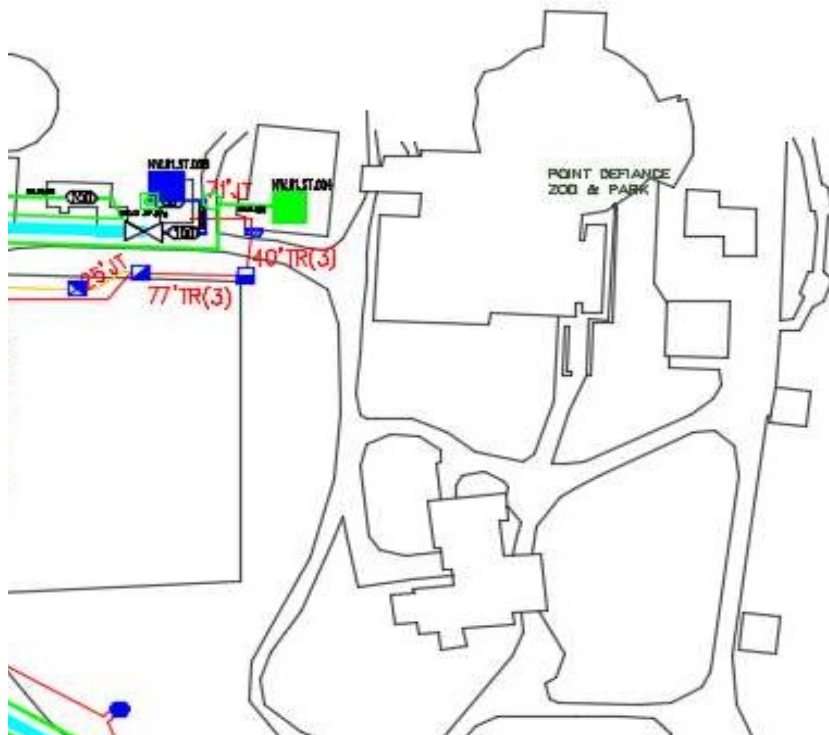
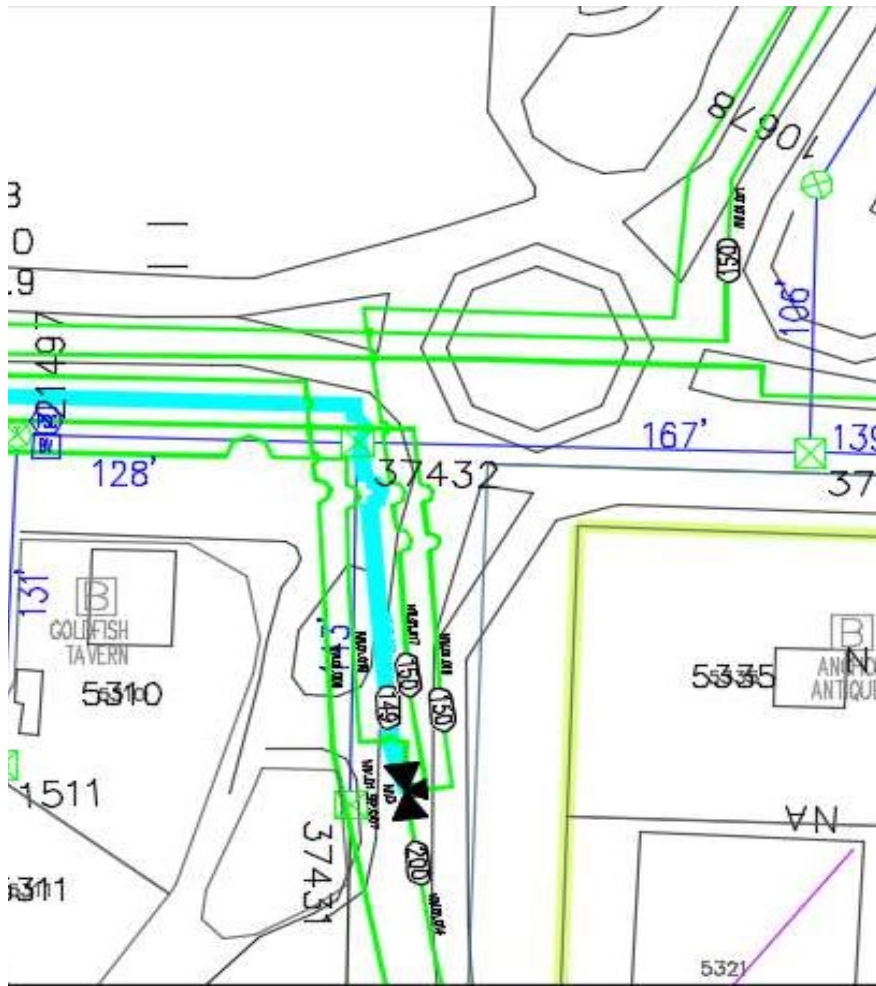
Sheath NW.01.014
 Count 36
 Starting Pole # NT
 Starting Address 5102 N. 51st Street
 Ending Address 5335 N.Pearl St
 Footage 1088
 Notes



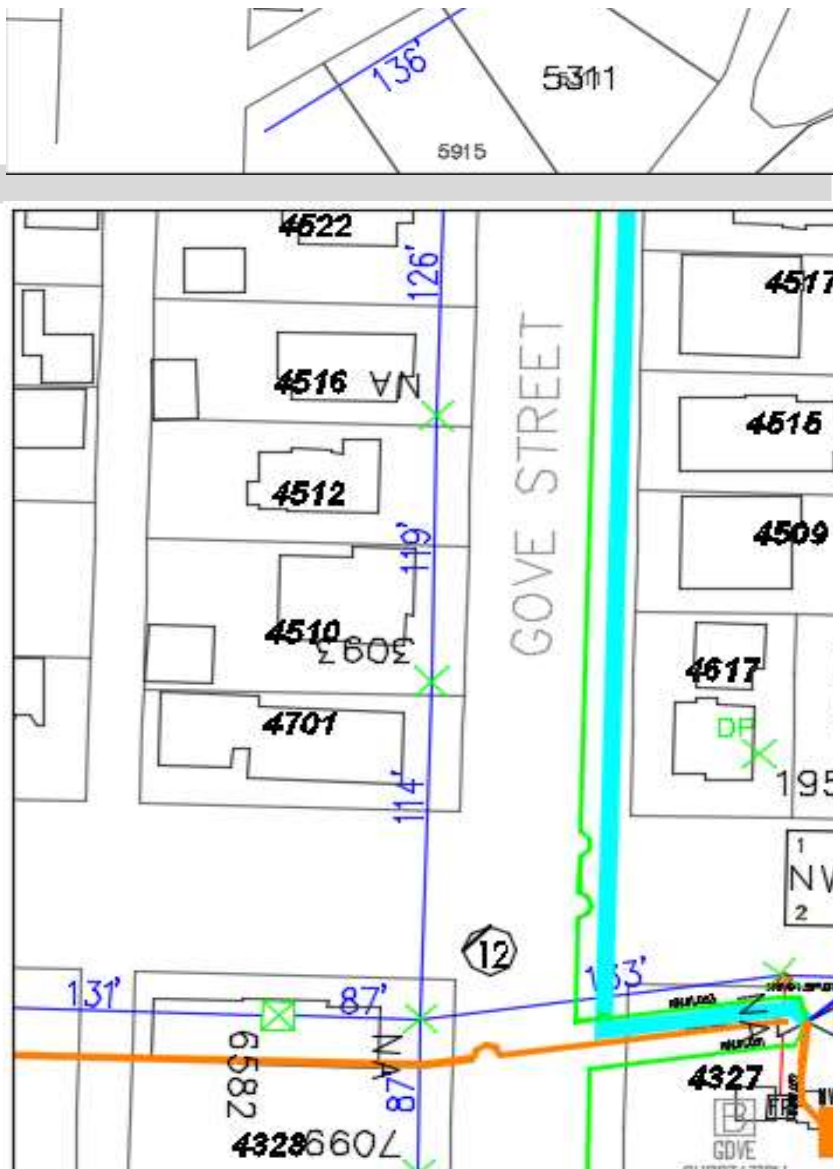
Sheath [NW.01.015](#)
 Count 12
 Starting Pole # 37431
 Starting Address 5335 N.Pearl St
 Ending Address 5400 N Pearl St
 Footage 2187
 Notes





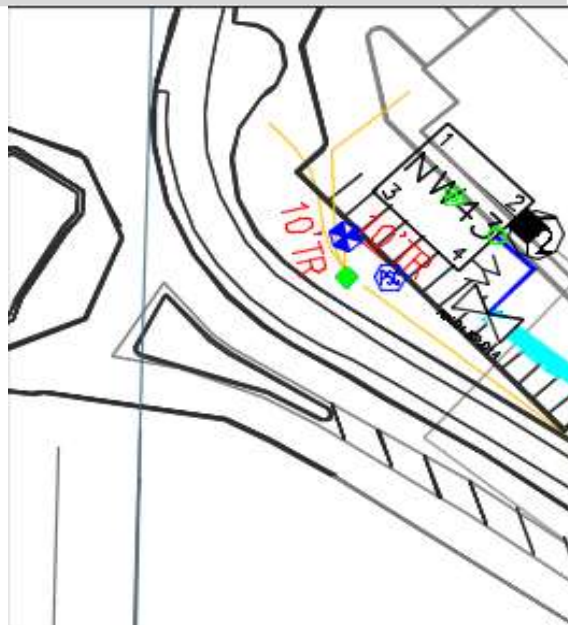
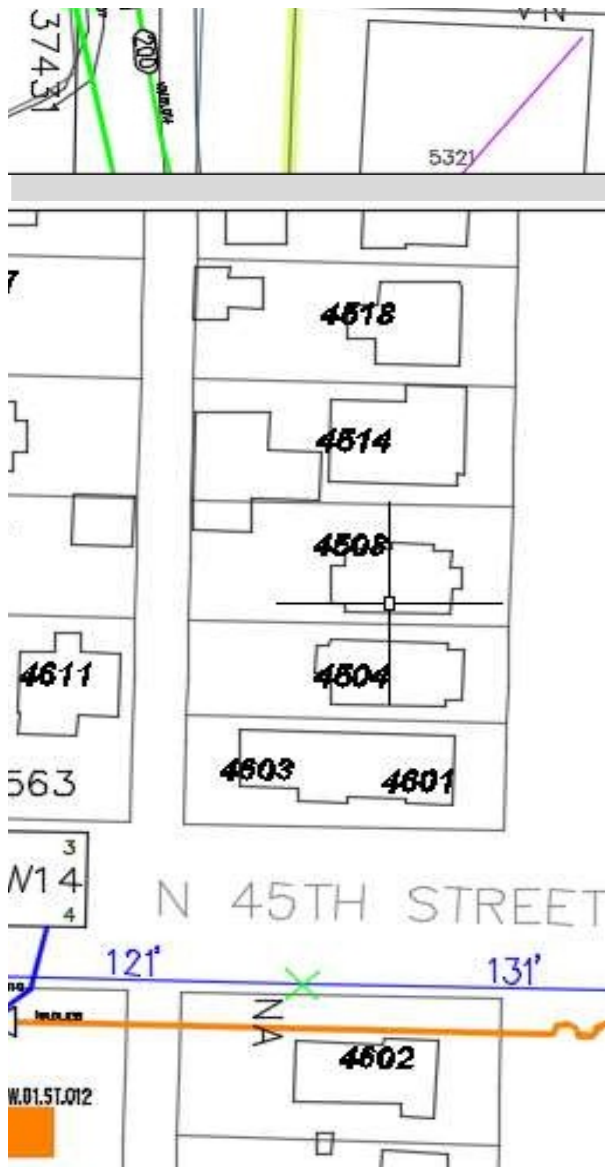


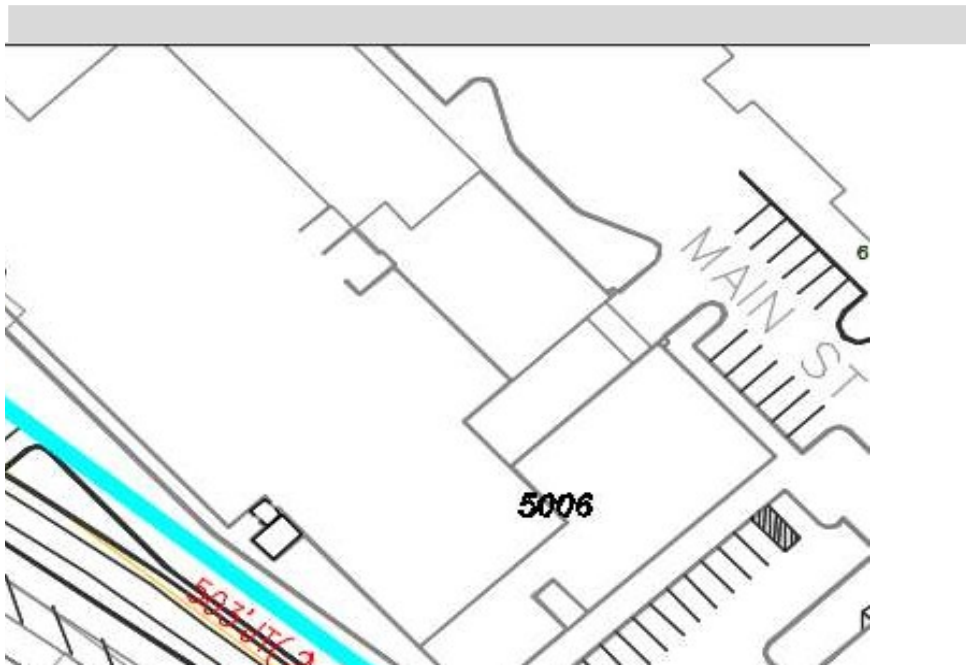
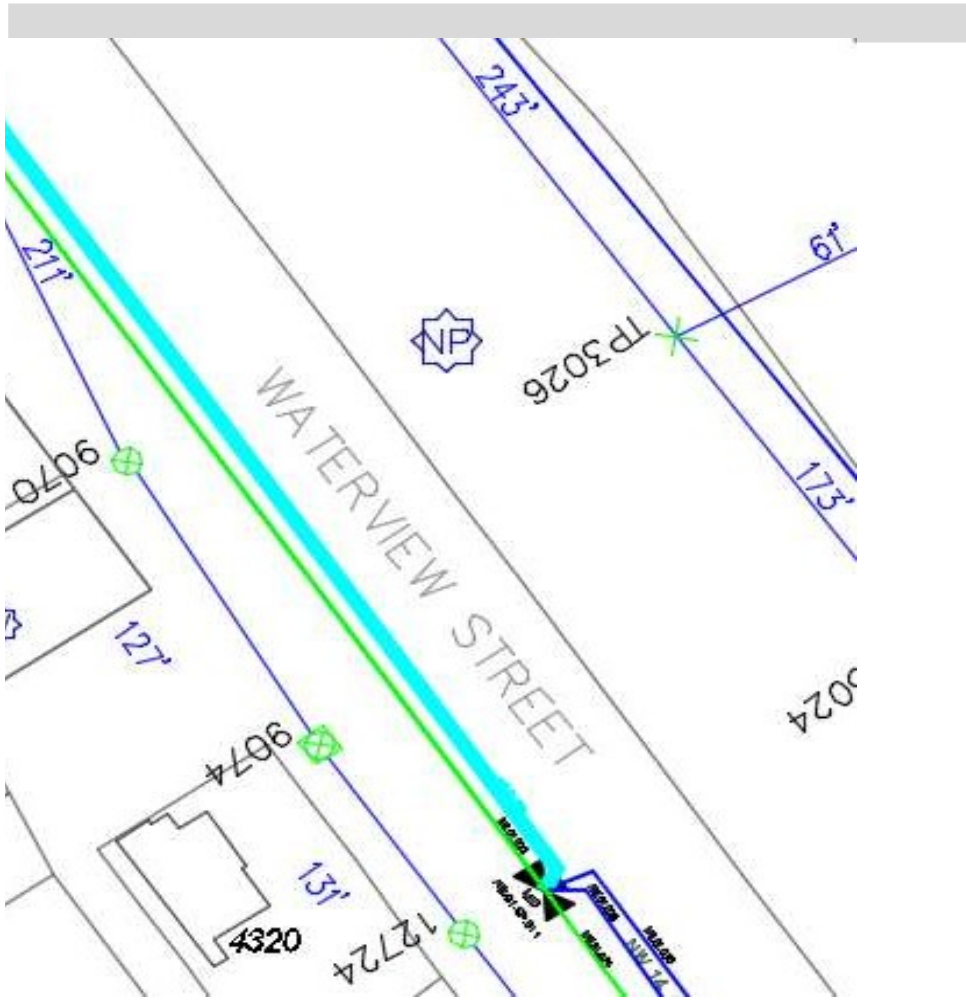
Sheath [NW.01.029](#)
 Count 24
 Starting Pole # 3093
 Starting Address 4510 Gove St
 Ending Address 4320 Waterview Dr
 Footage 4122
 Notes

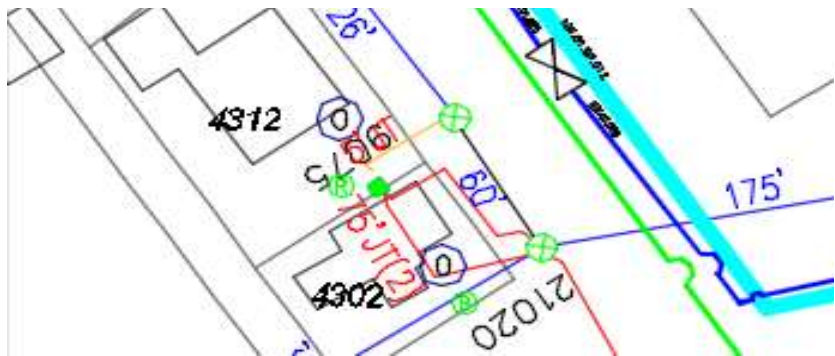


Sheath [NW.01.030](#)
 Count 24
 Starting Pole # 12724
 Starting Address 4320 Waterview Dr
 Ending Address 5006 Ruston Way
 Footage 5374
 Notes

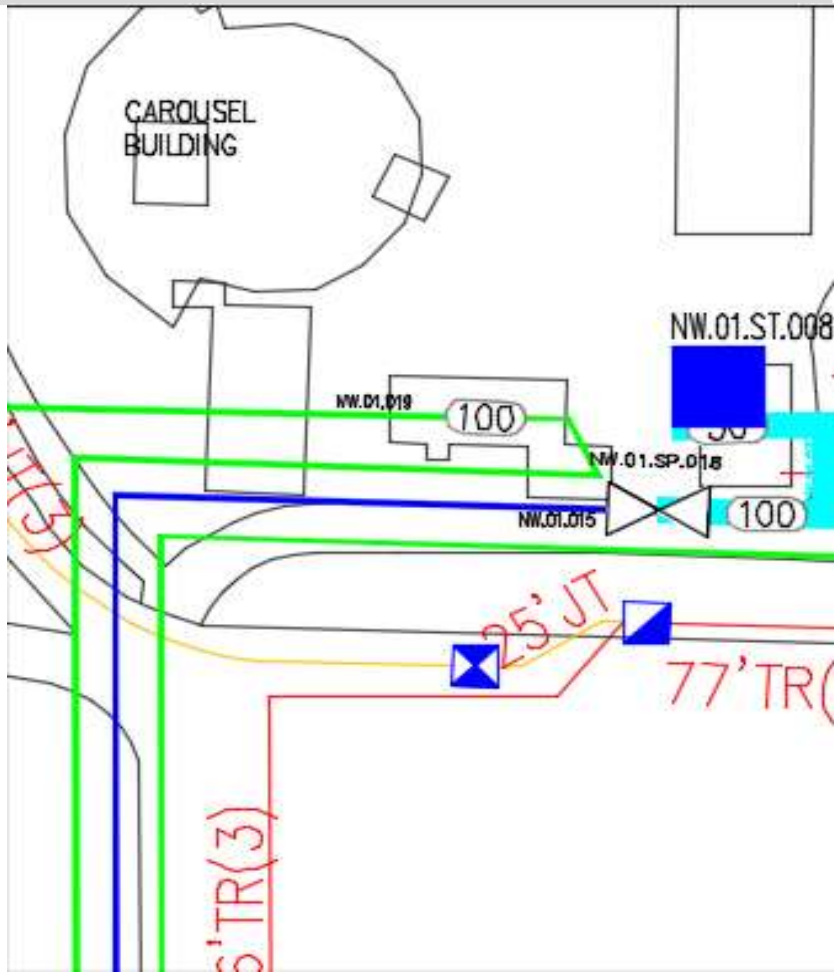






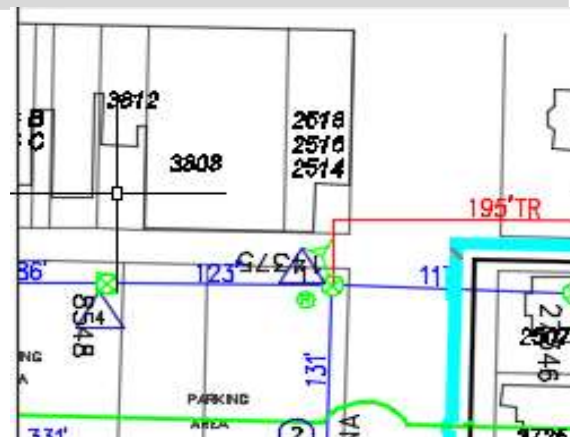
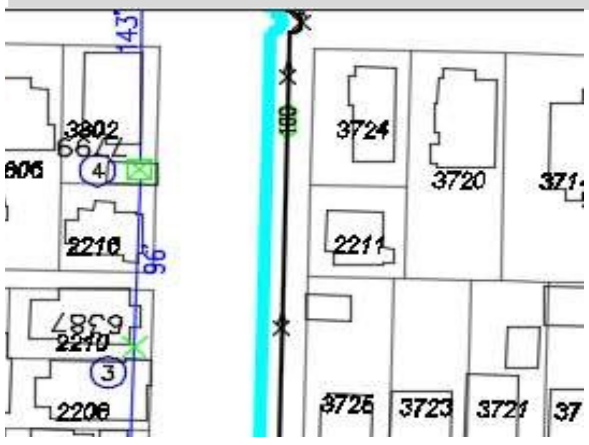
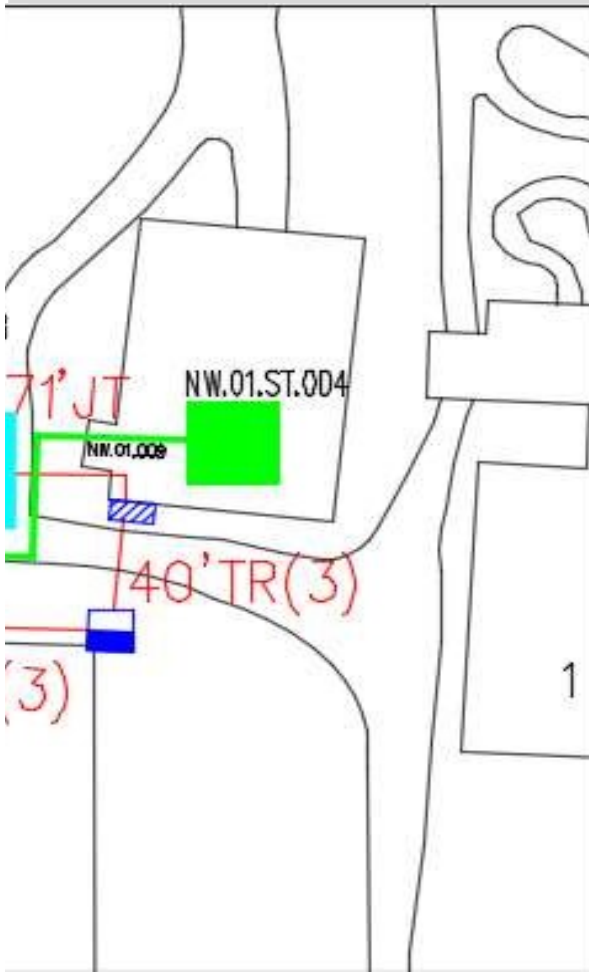

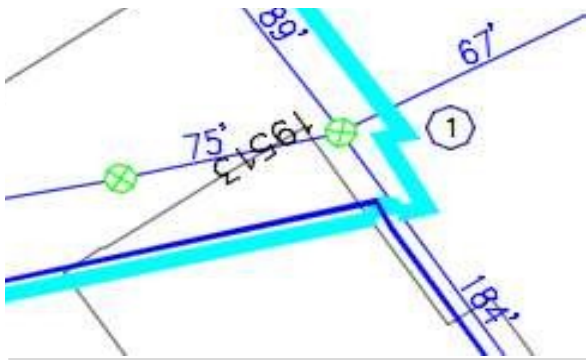


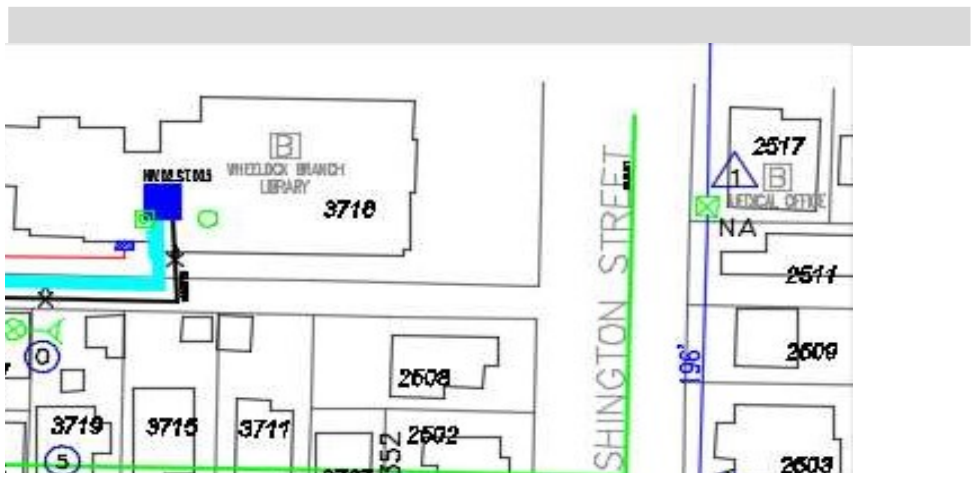
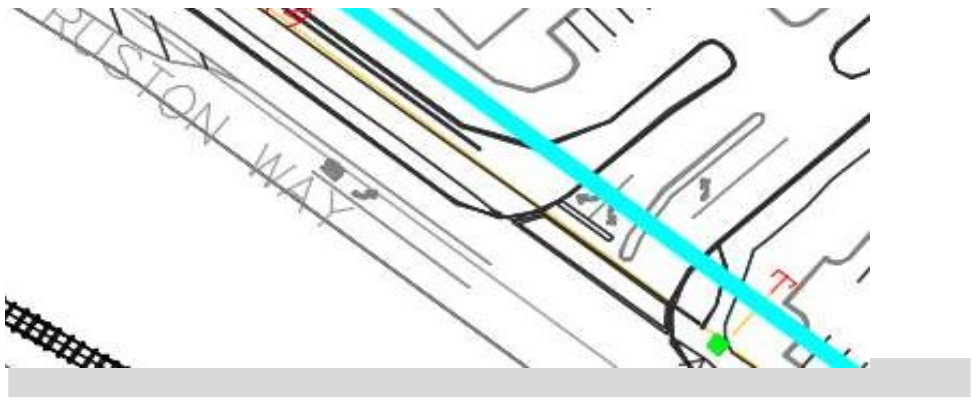
Sheath NW.01.037
 Count 12
 Starting Pole # UG
 Starting Address
 Ending Address 5400 N Pearl St
 Footage 188
 Notes



Sheath NW.02.007
 Count 12
 Starting Pole # 6484
 Starting Address 3818 N 22nd St
 Ending Address 3716 N 26th St
 Footage 1275
 Notes







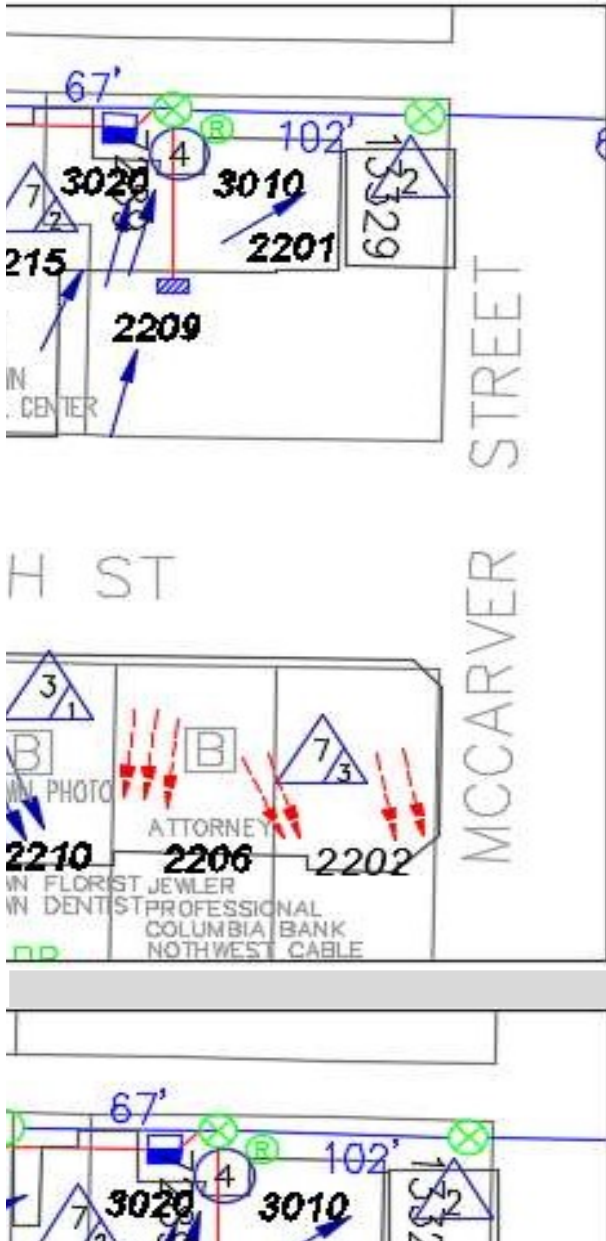
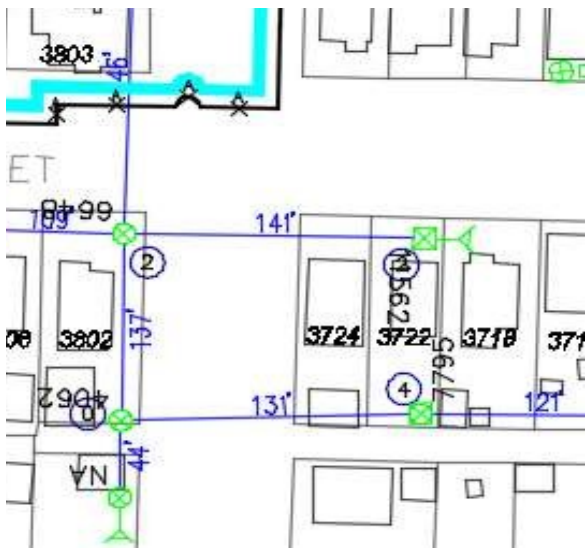


Sheath NW.02.015
 Count 24
 Starting Pole # 1977
 Starting Address 2216 N 30th St
 Ending Address 2215 N 30th St
 Footage 496
 Notes



Sheath NW.02.016
 Count 12
 Starting Pole # 1977
 Starting Address 2216 N 30th St
 Ending Address 2215 N 30th St
 Footage 496



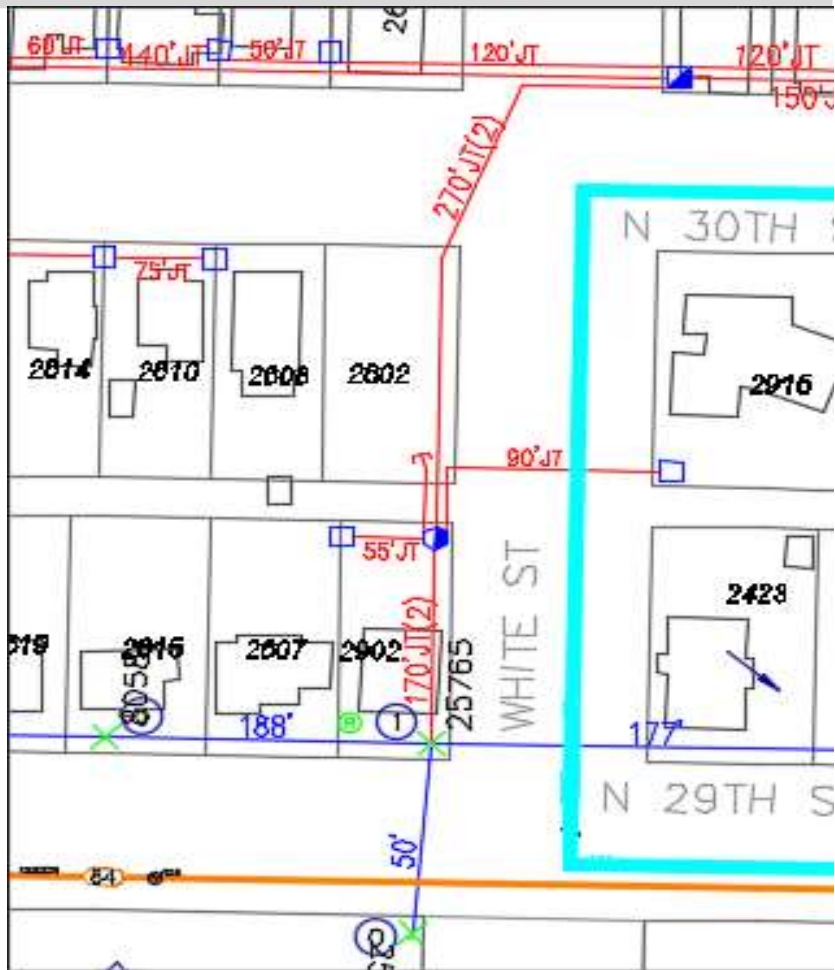




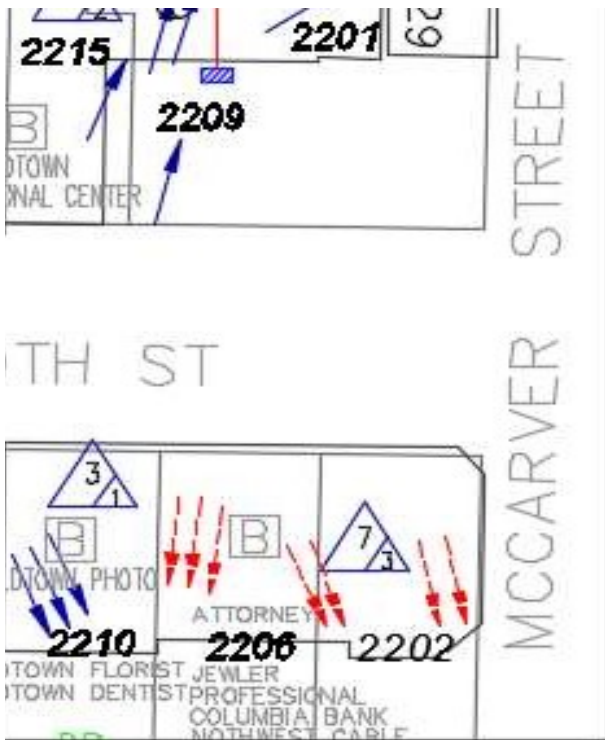
Notes




Sheath NW.02.017
 Count 12
 Starting Pole # 25765
 Starting Address 2902 N White St
 Ending Address 2412 N 30th St
 Footage 813
 Notes



Sheath [NW.02.018](#)



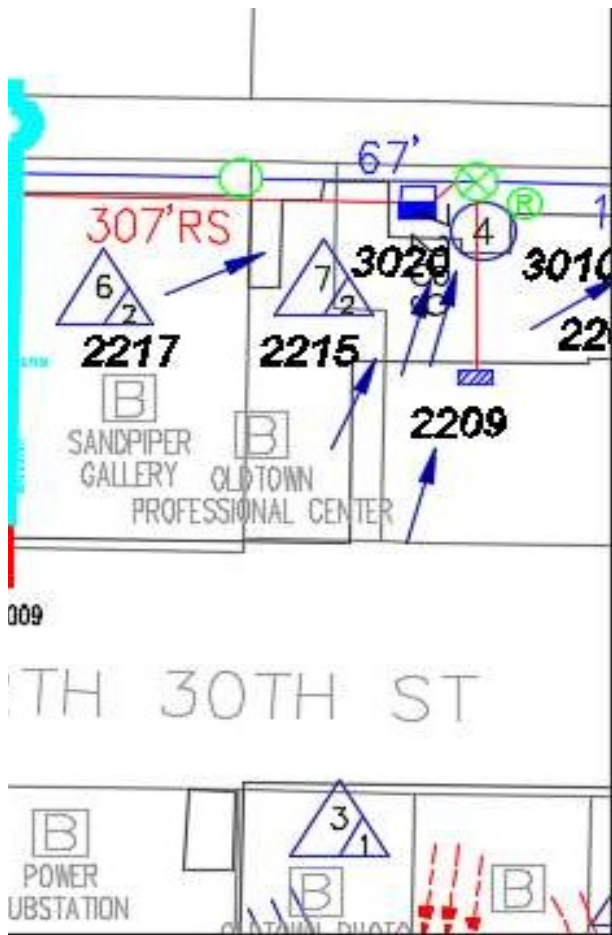


Count 6
 Starting Pole # UG
 Starting Address 2215 N 30th St
 Ending Address 2323 N 30th St
 Footage 1236
 Notes



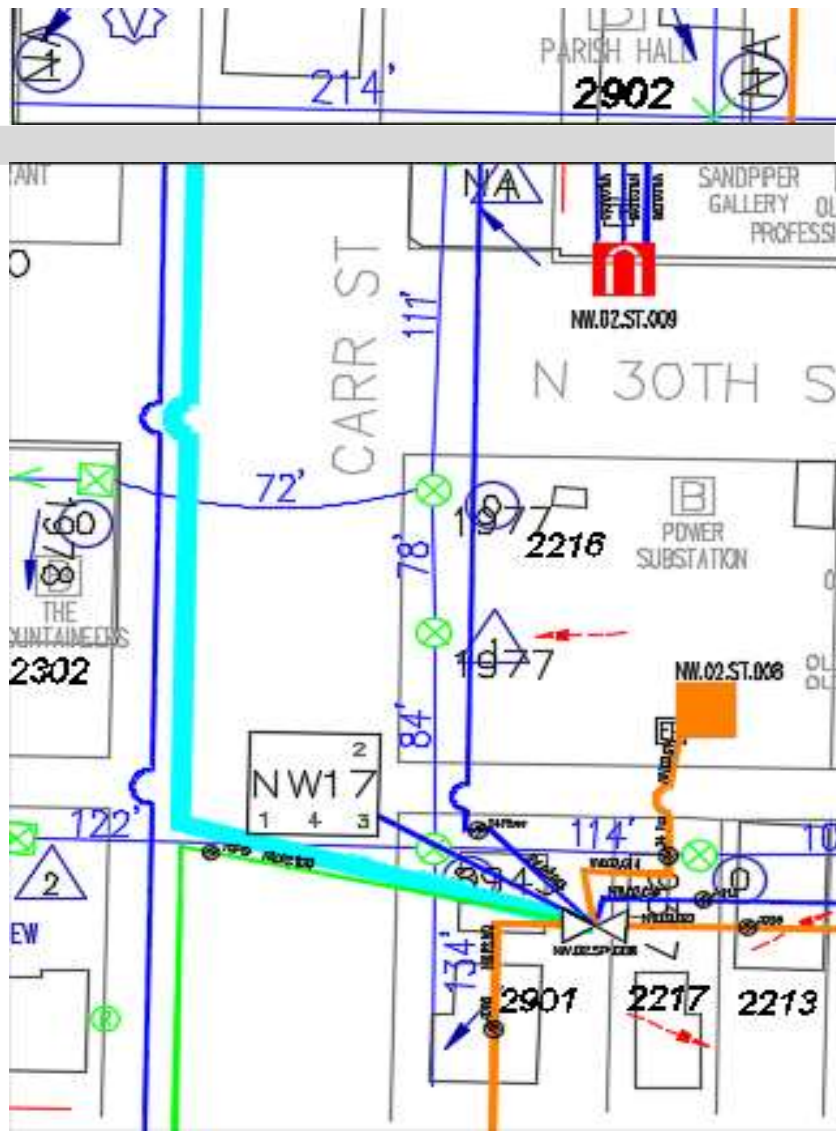
Sheath NW.02.019
 Count 12
 Starting Pole # UG
 Starting Address 2104 N 30th St
 Ending Address 62
 Footage 62
 Notes



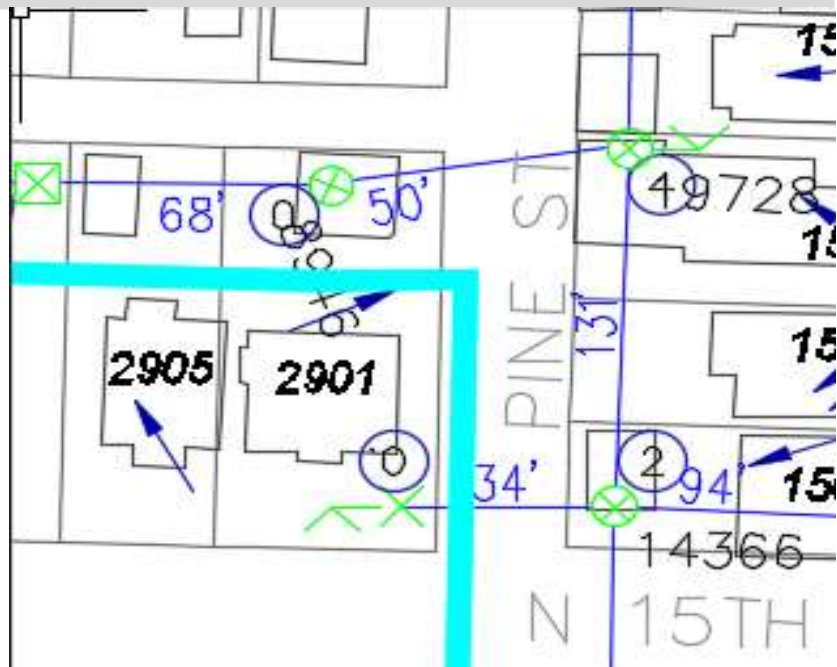


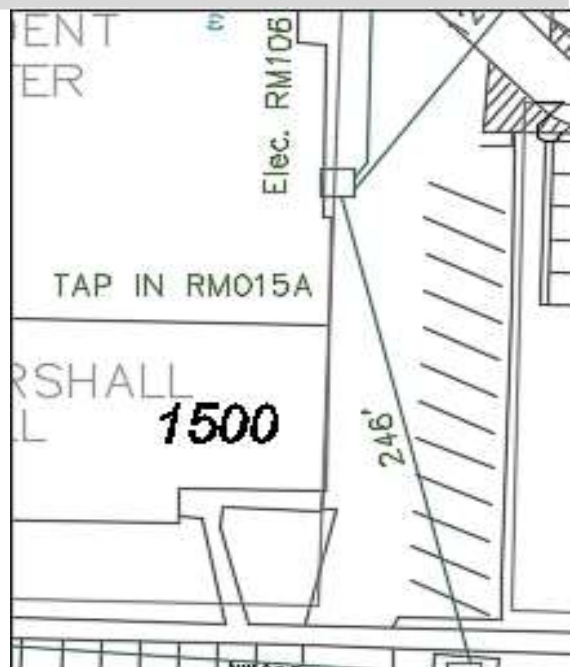
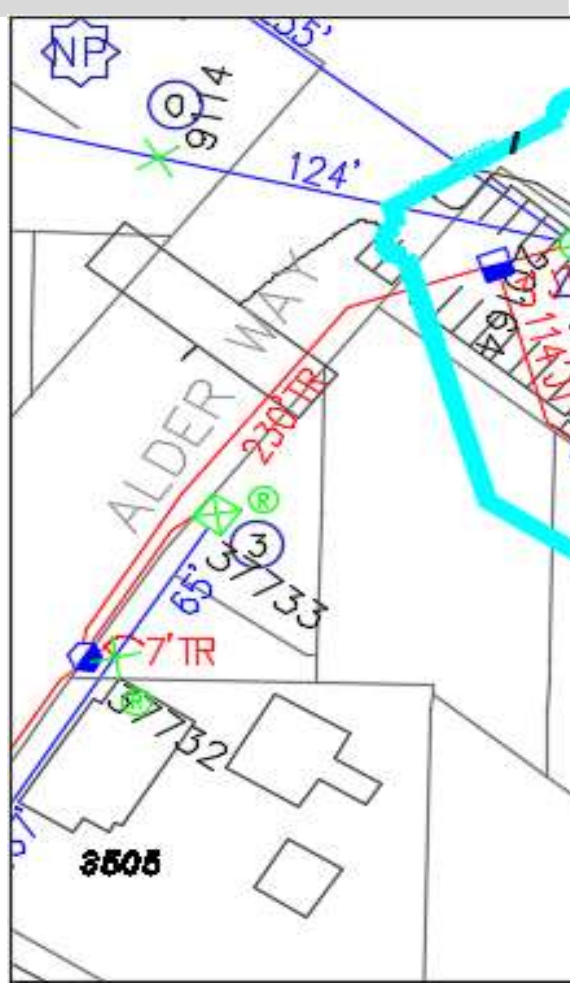
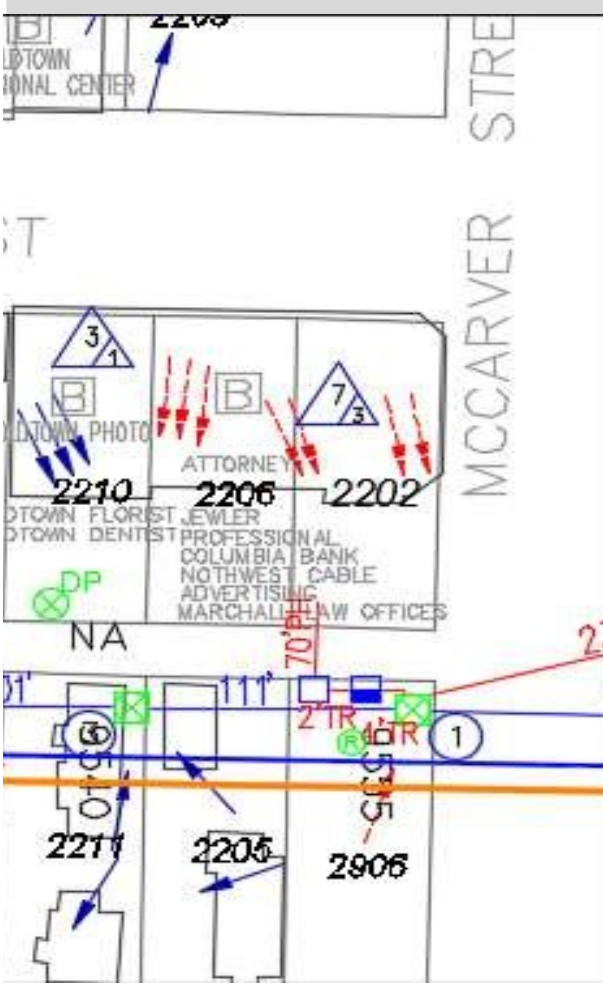



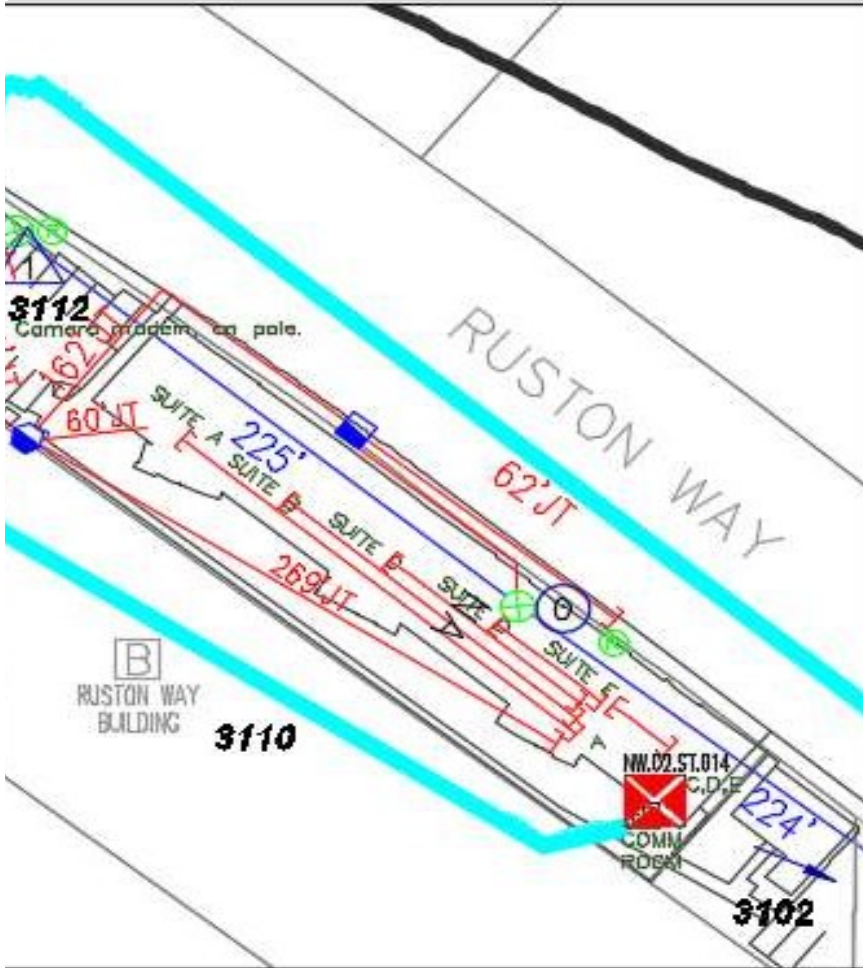
Sheath [NW.02.021](#)
 Count 24
 Starting Pole # 1977
 Starting Address 2216 N 30th St
 Ending Address 3110 Ruston Way
 Footage 4486
 Notes

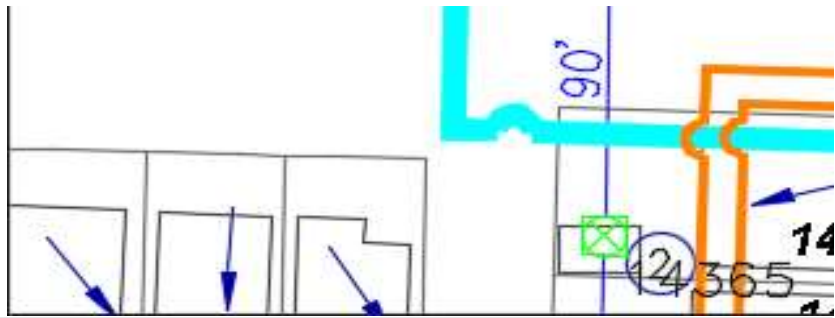


Sheath [NW.02.023](#)
 Count 12
 Starting Pole # 14366
 Starting Address 1504 N Anderson St
 Ending Address 1500 N Warner St
 Footage 969
 Notes

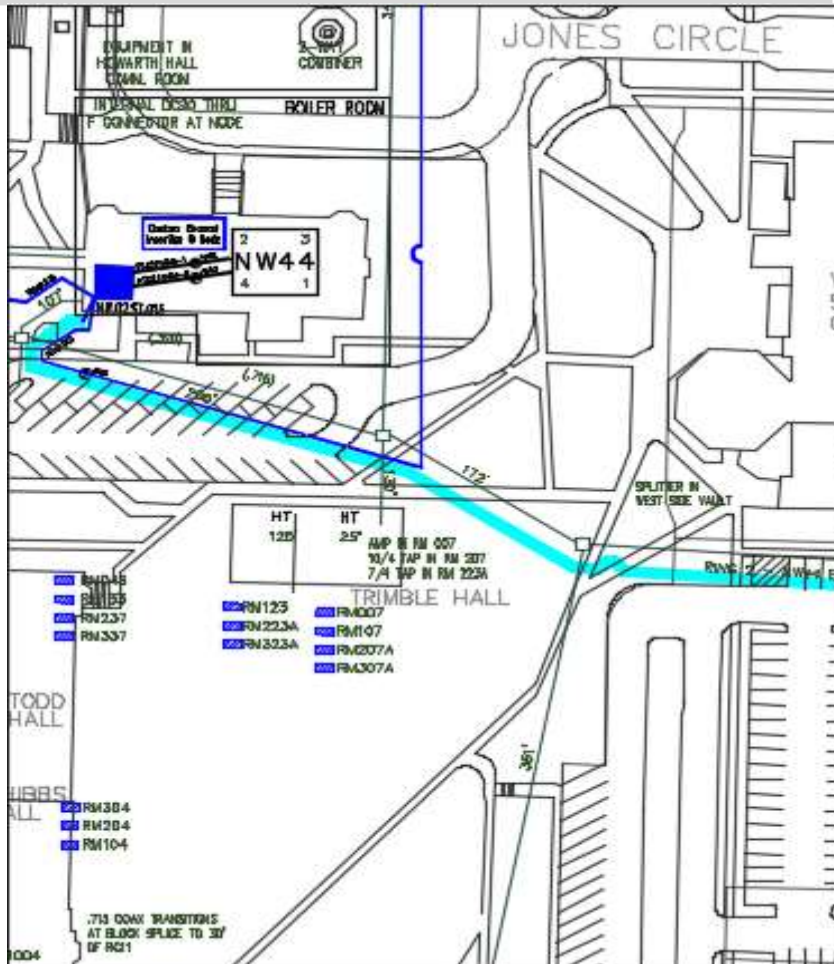




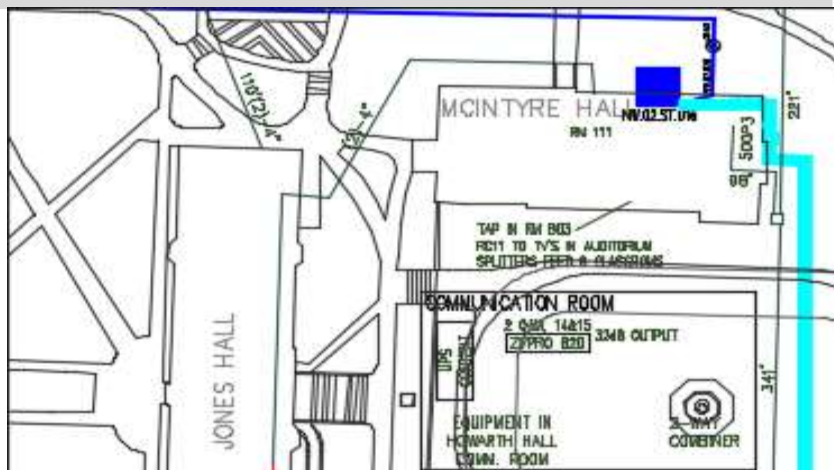


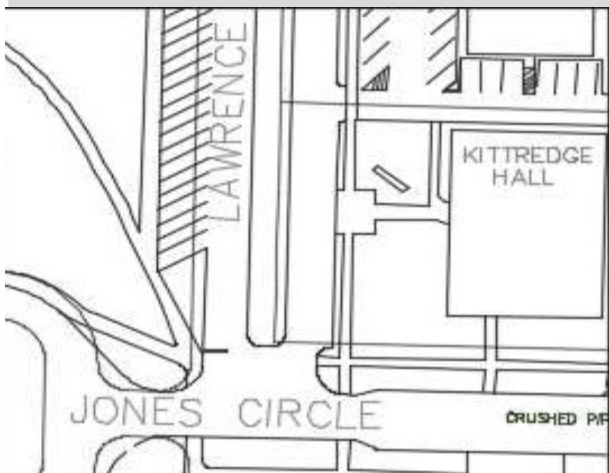
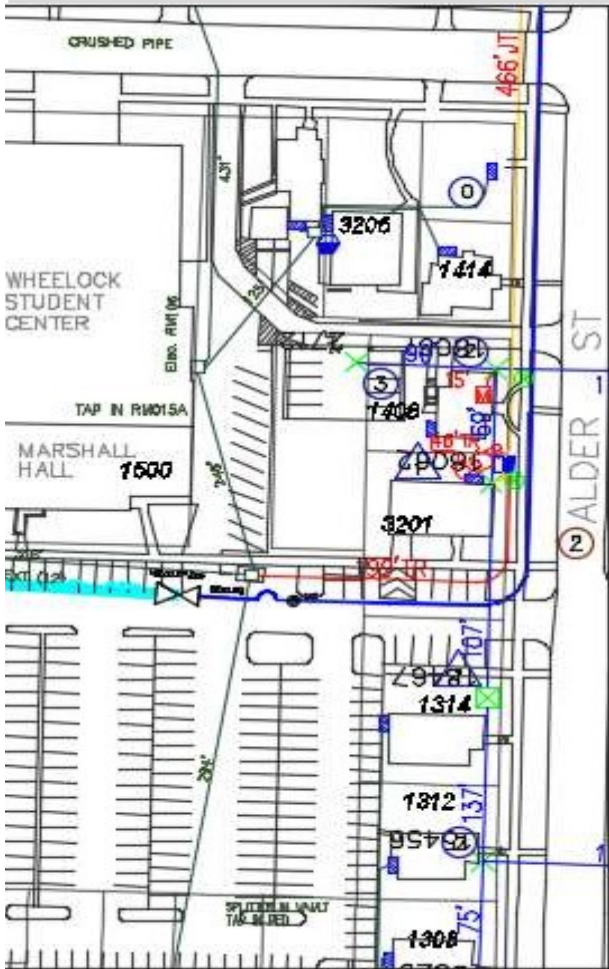
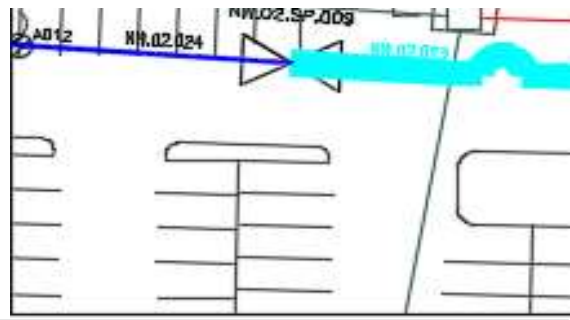


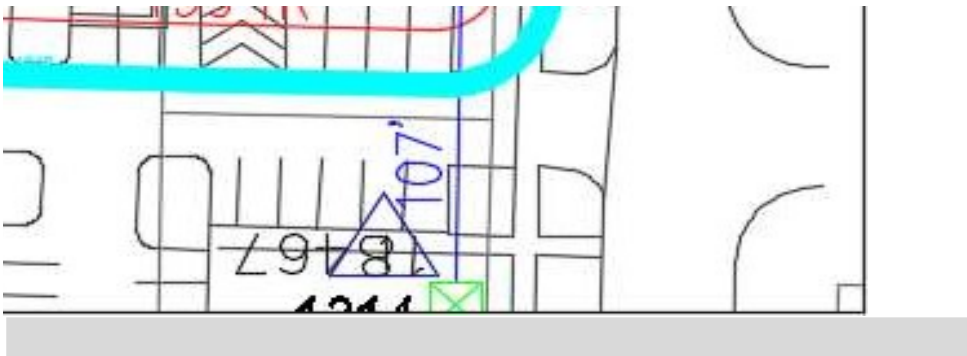
Sheath NW.02.024
 Count 24
 Starting Pole # UG
 Starting Address 1500 N Lawrence St
 Ending Address
 Footage 1108
 Notes

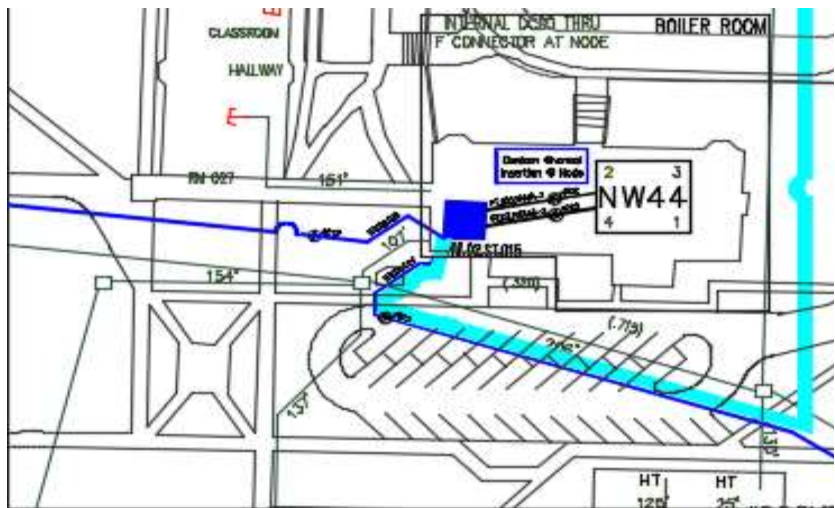


Sheath NW.02.025
 Count 24
 Starting Pole # UG
 Starting Address 1500 N Lawrence St
 Ending Address
 Footage 710
 Notes





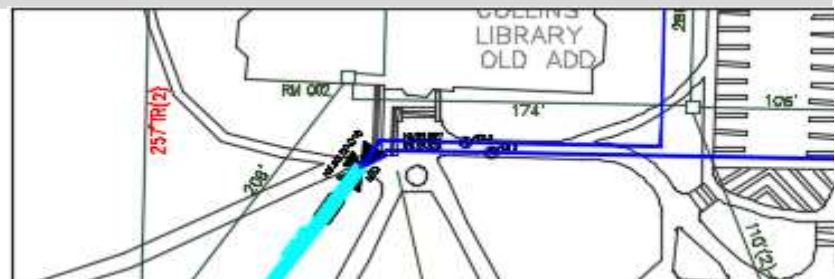


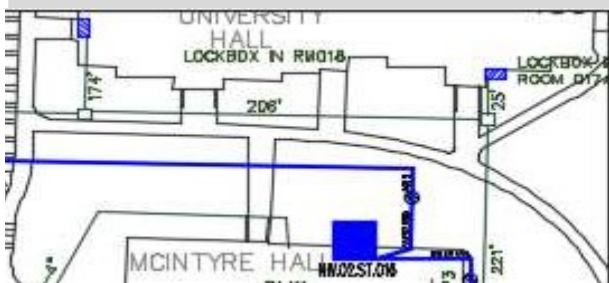
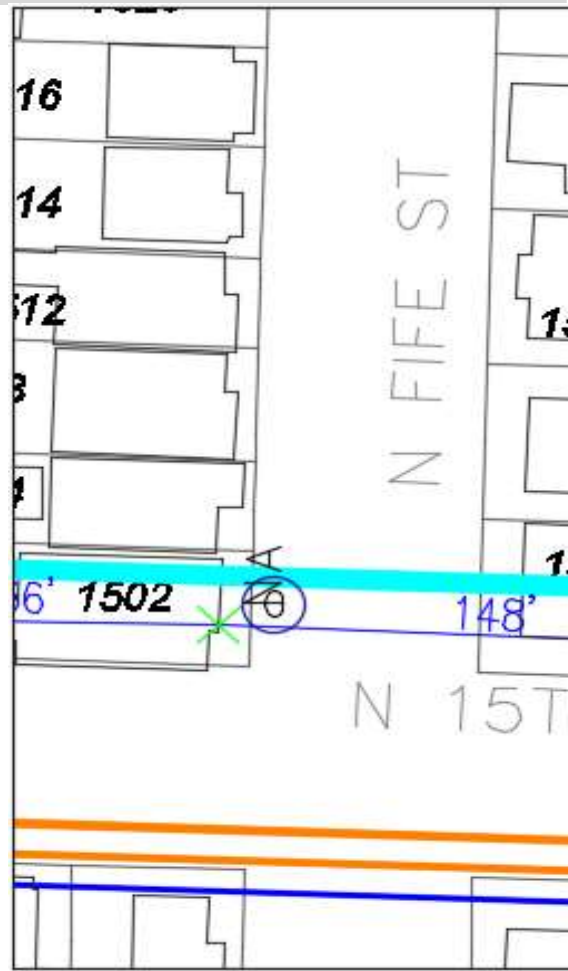
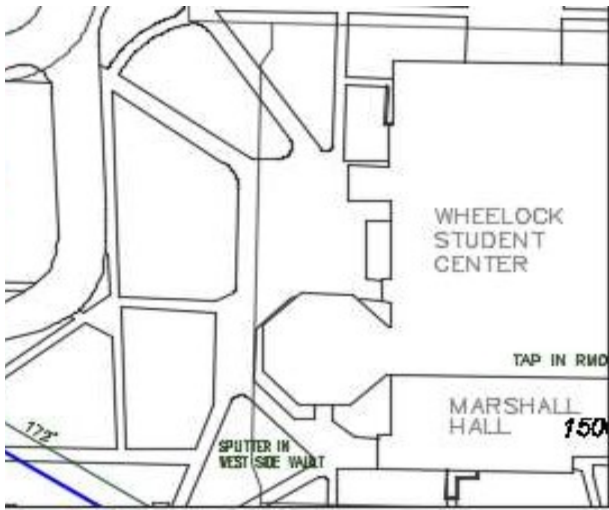


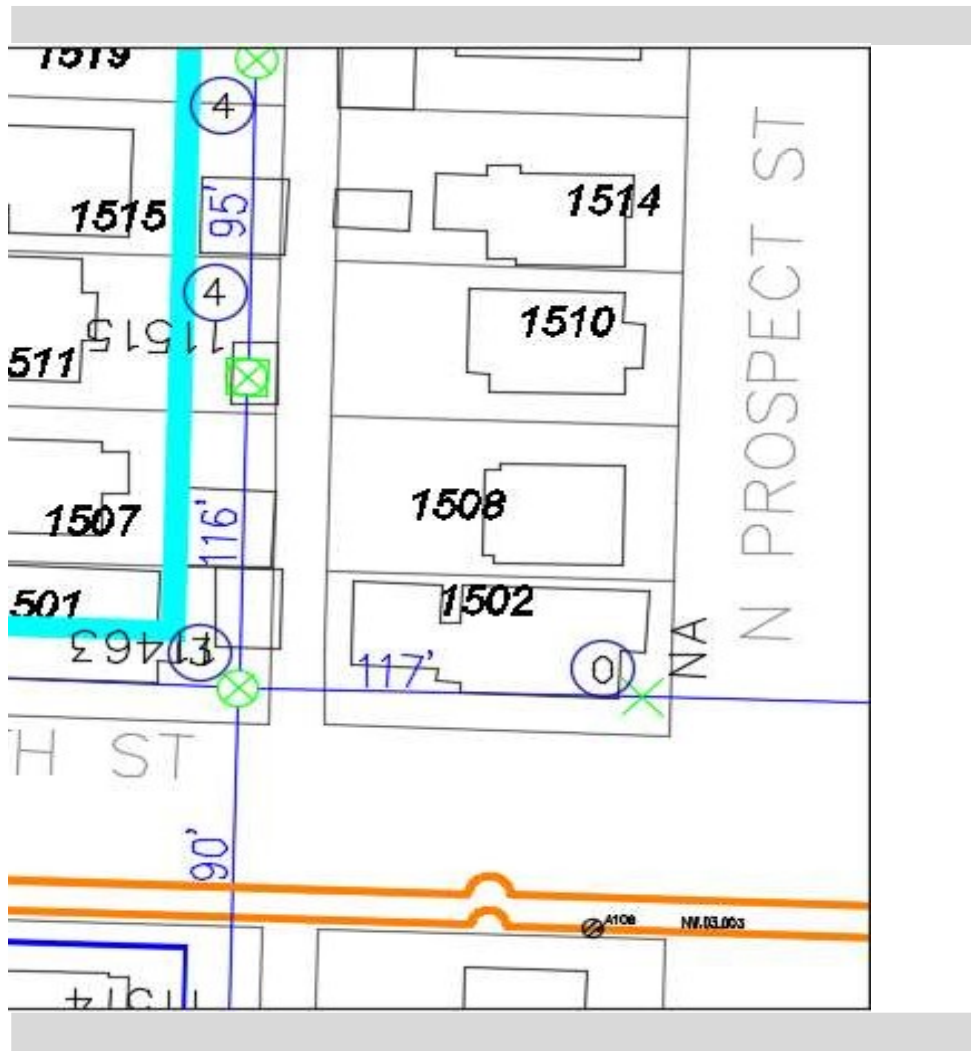
Sheath [NW.02.027](#)
 Count 12
 Starting Pole # 5403
 Starting Address 3117 N 21st St
 Ending Address 1511 N Fife St
 Footage 3048
 Notes

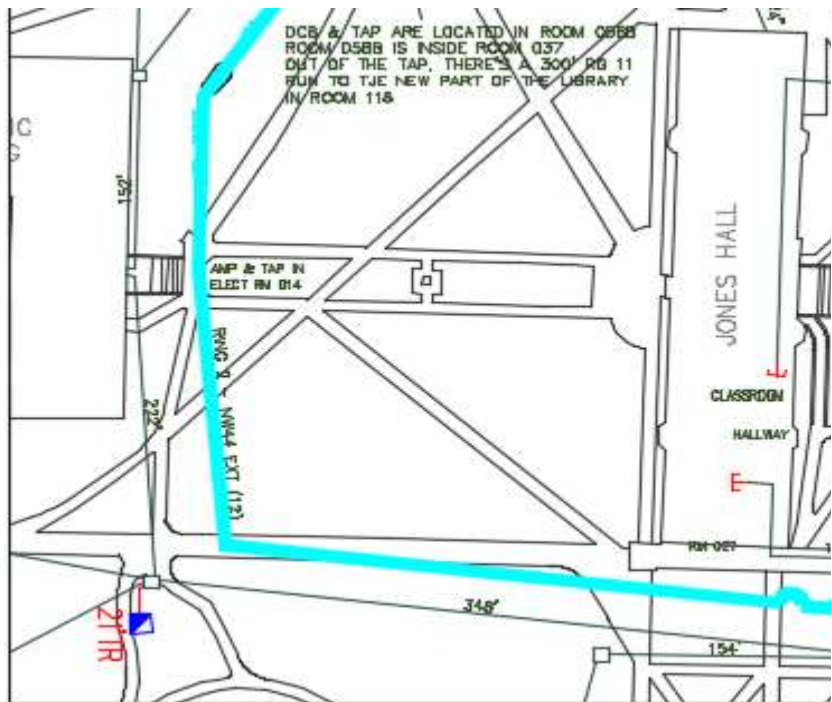


Sheath NW.02.028
 Count 12
 Starting Pole # UG
 Starting Address 1500 N Lawrence St
 Ending Address
 Footage 1338
 Notes

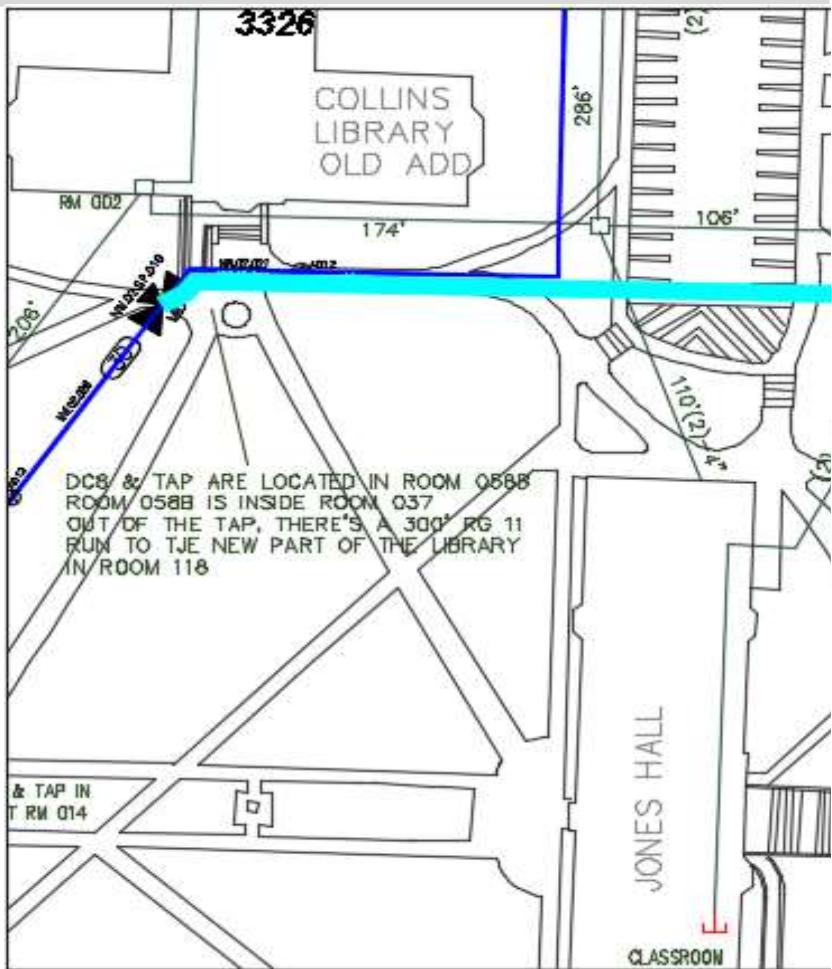








Sheath NW.02.029
 Count 12
 Starting Pole # UG
 Starting Address 1500 N Lawrence St
 Ending Address
 Footage 798
 Notes



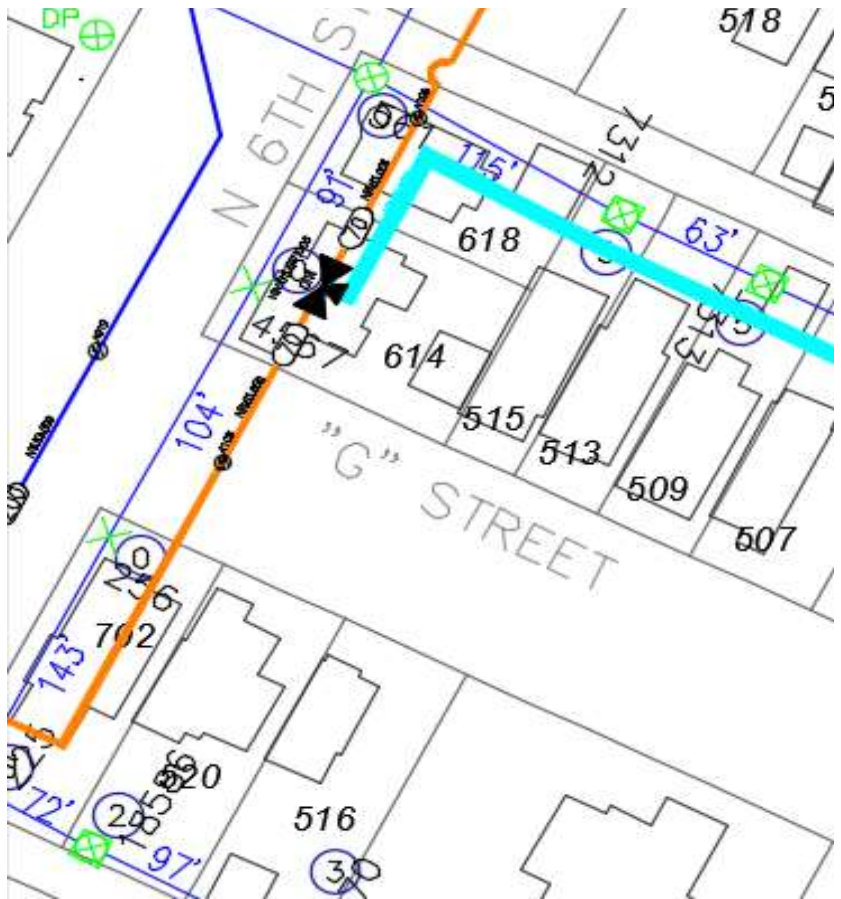
Sheath [NW.03.007](#)
 Count 24



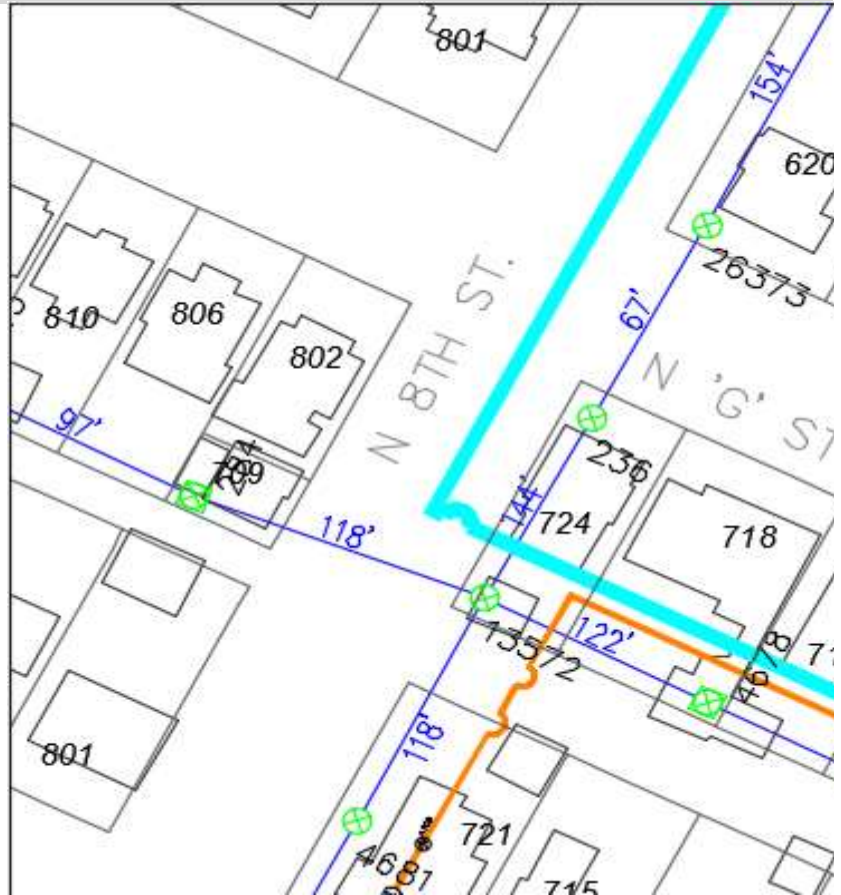


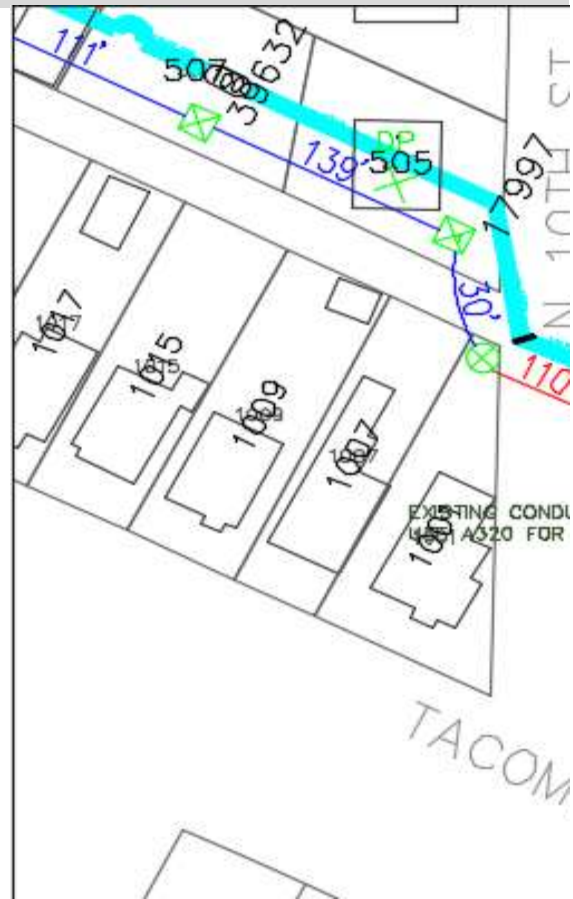
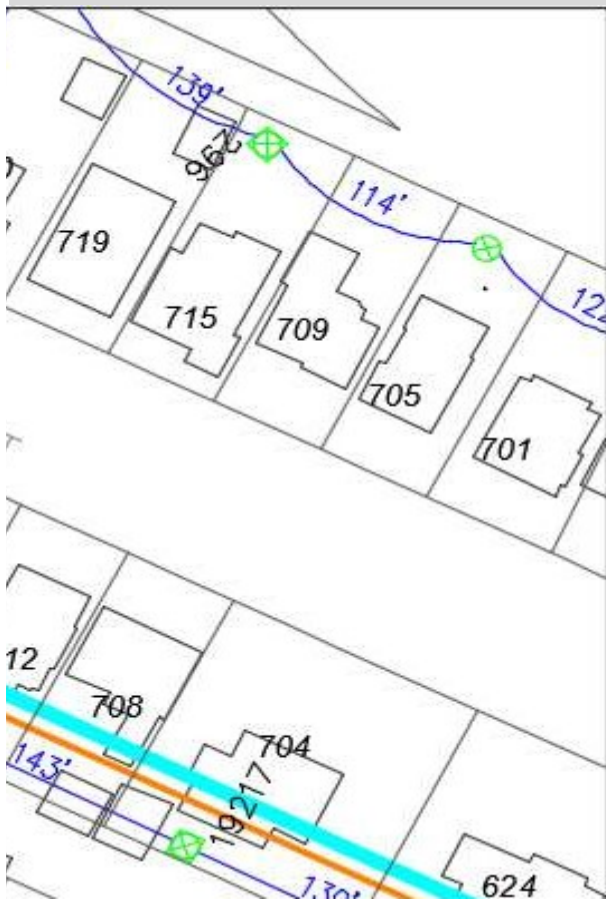
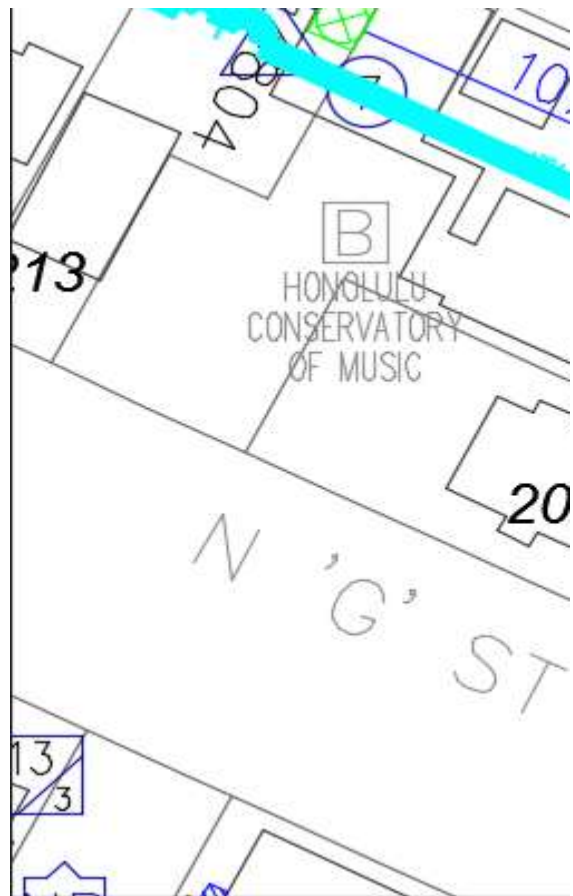
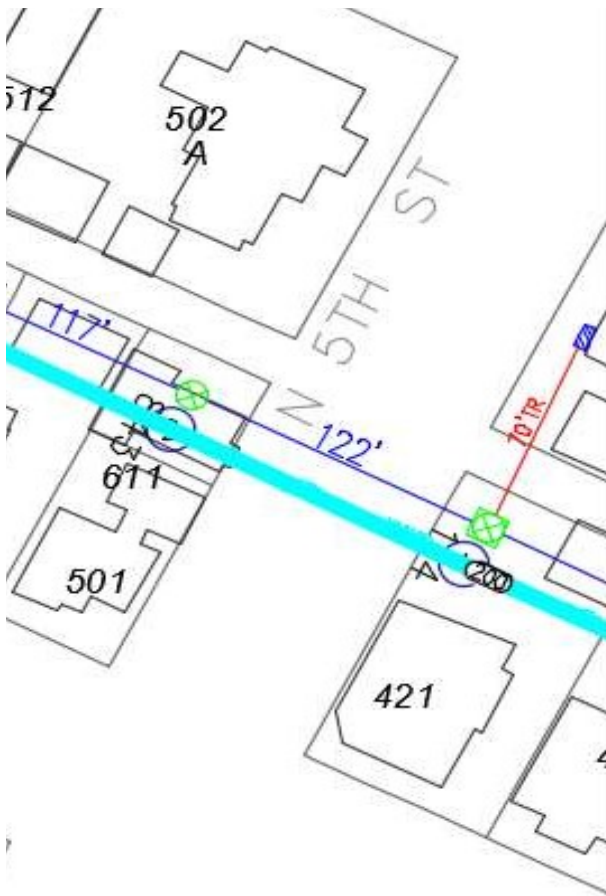


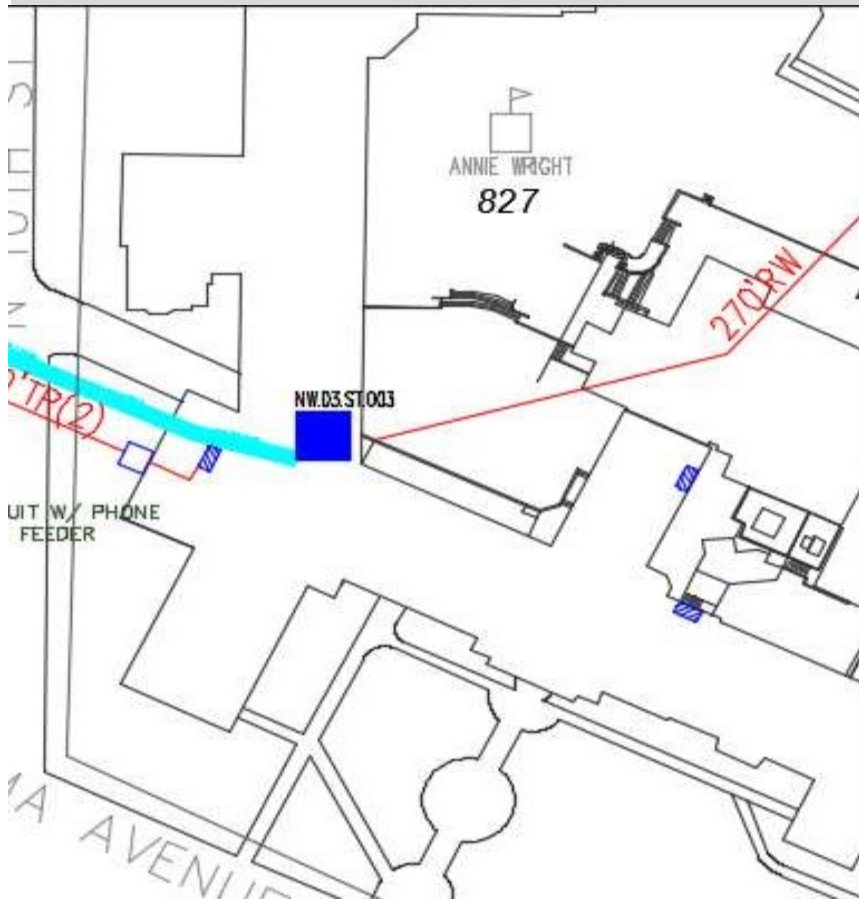
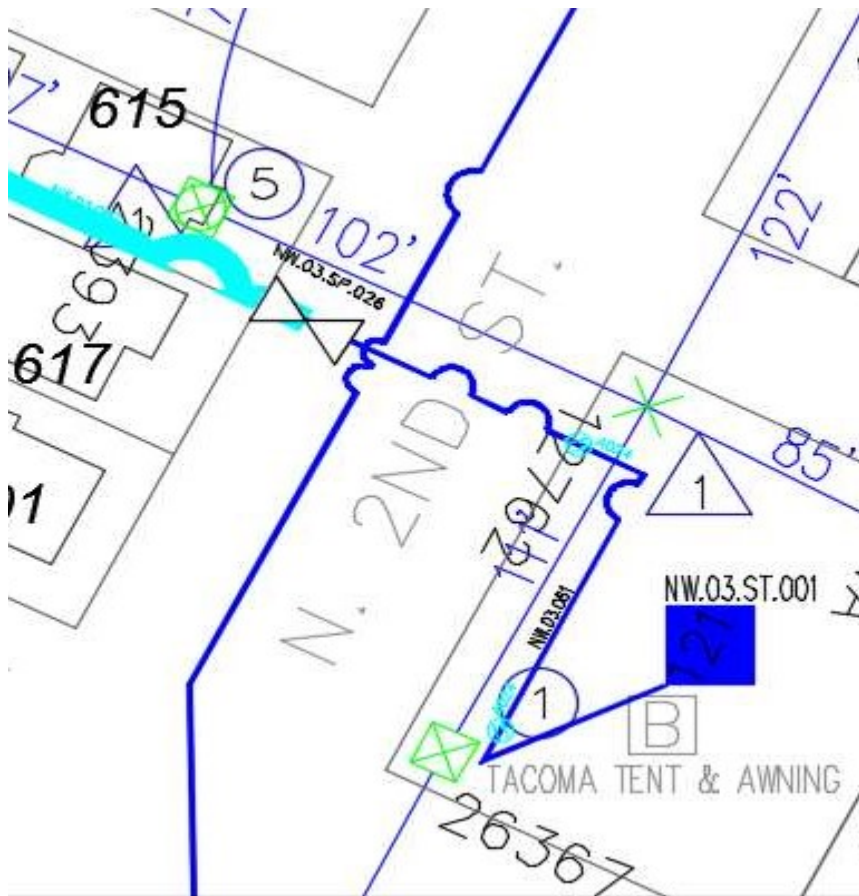
Starting Pole # 7312
 Starting Address 515 N 'G' St
 Ending Address 615 N 2nd St
 Footage 1998
 Notes



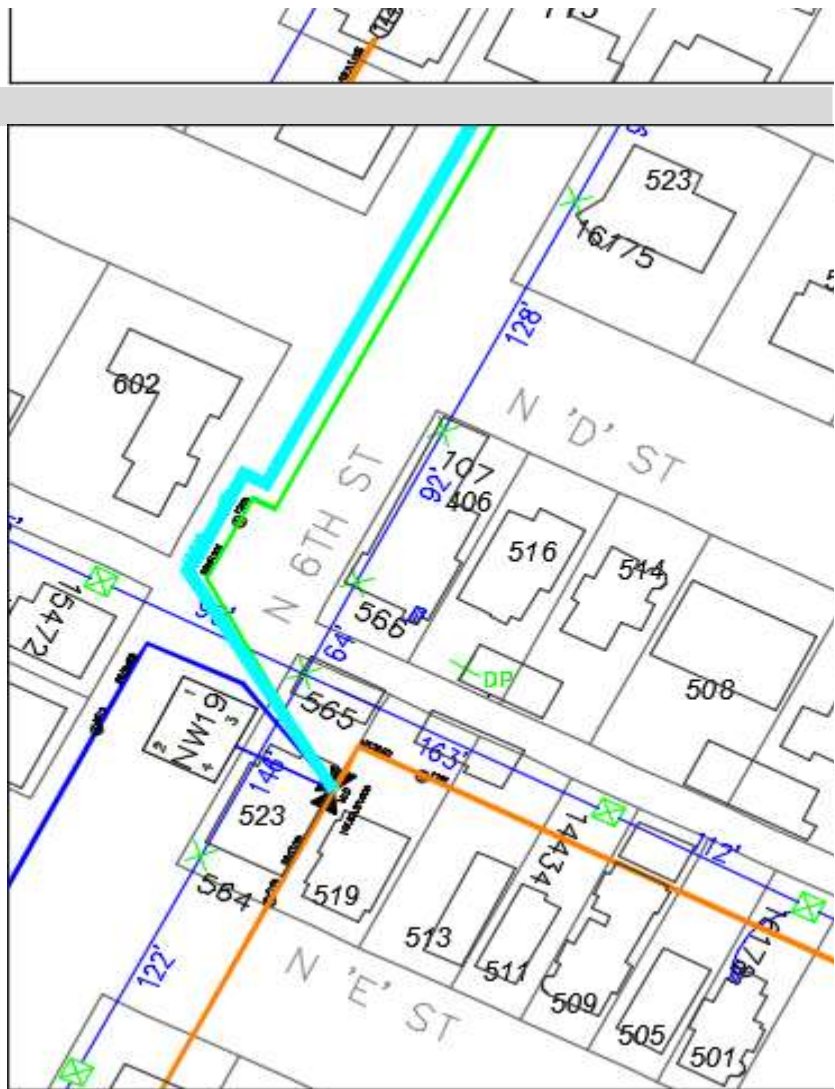
Sheath [NW.03.009](#)
 Count 12
 Starting Pole # 236
 Starting Address 724 N 'G' St
 Ending Address 827 N Tacoma Ave
 Footage 2280
 Notes



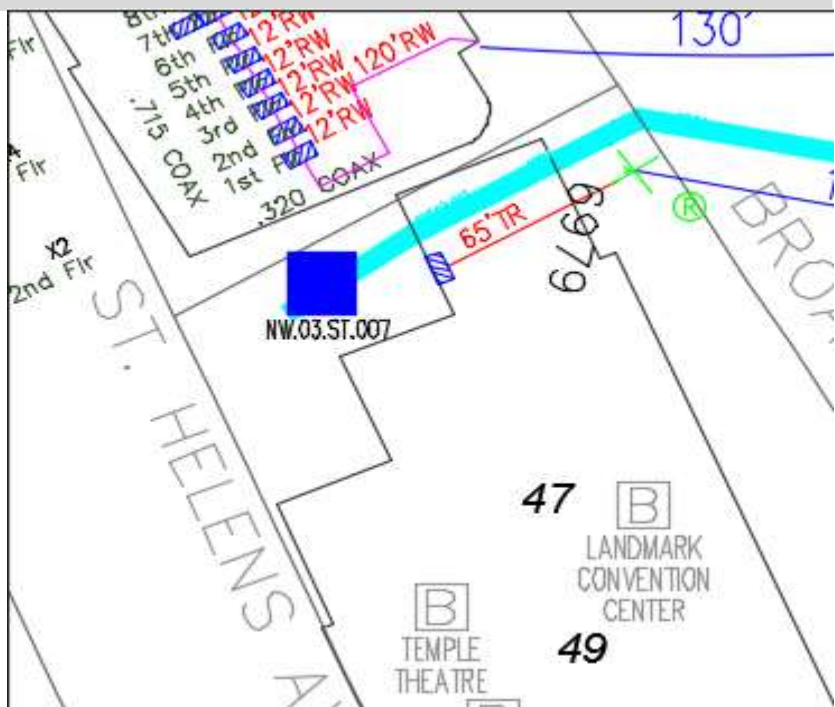




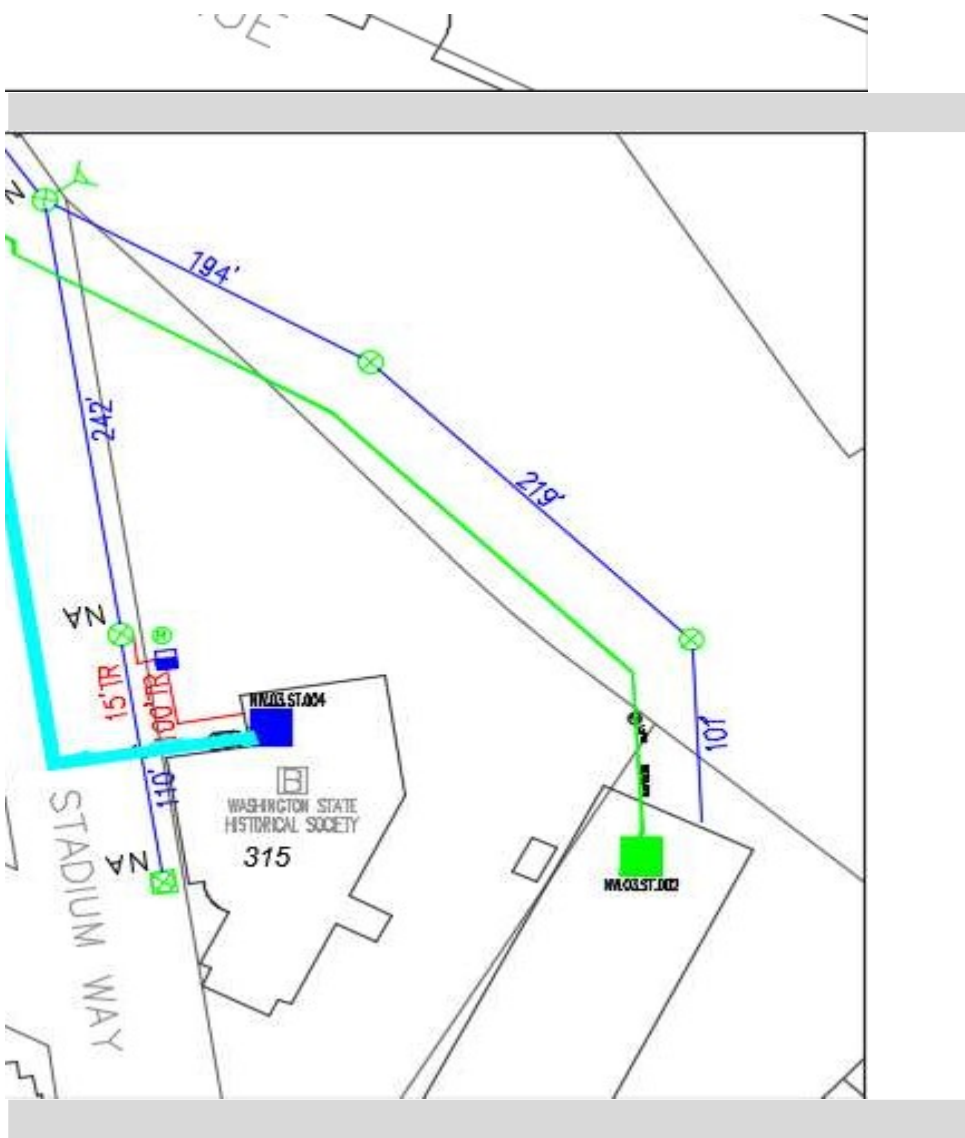
Sheath [NW.03.010](#)
 Count 24
 Starting Pole # 566
 Starting Address 406 N 6th St
 Ending Address 315 N Stadium Way
 Footage 2025
 Notes

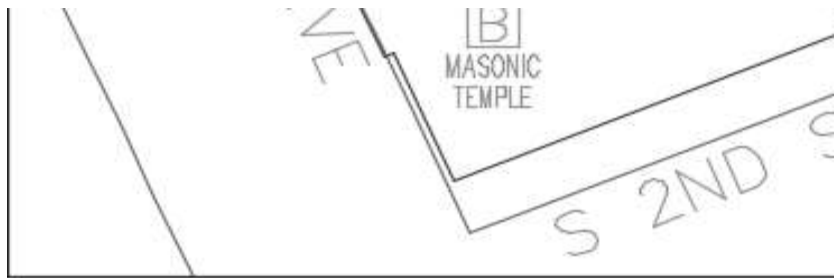


Sheath NW.03.017
 Count 24
 Starting Pole # 6979
 Starting Address 47 St Helens Ave
 Ending Address
 Footage 65
 Notes







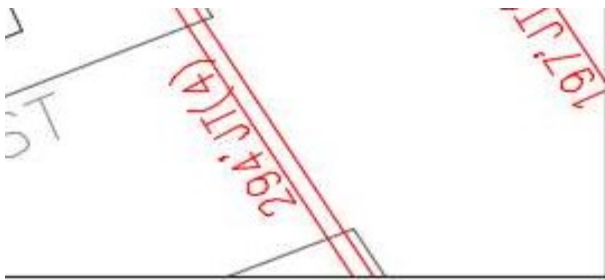


Sheath NW.03.020
 Count 24
 Starting Pole # UG
 Starting Address 233 St Helens Ave
 Ending Address
 Footage 541
 Notes



Sheath NW.03.021
 Count 24
 Starting Pole # UG
 Starting Address 233 St Helens Ave
 Ending Address 260
 Footage 260
 Notes







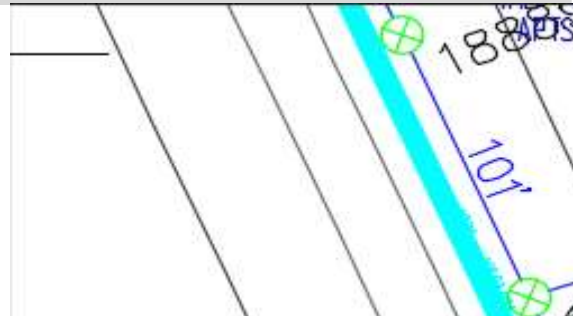



Sheath NW.03.022
 Count 12
 Starting Pole # UG
 Starting Address 233 St Helens Ave
 Ending Address
 Footage 496
 Notes



Sheath [NW.03.024](#)
 Count 24
 Starting Pole # 37014
 Starting Address 402 St Helens Ave
 Ending Address 405 6th Ave
 Footage 1122
 Notes

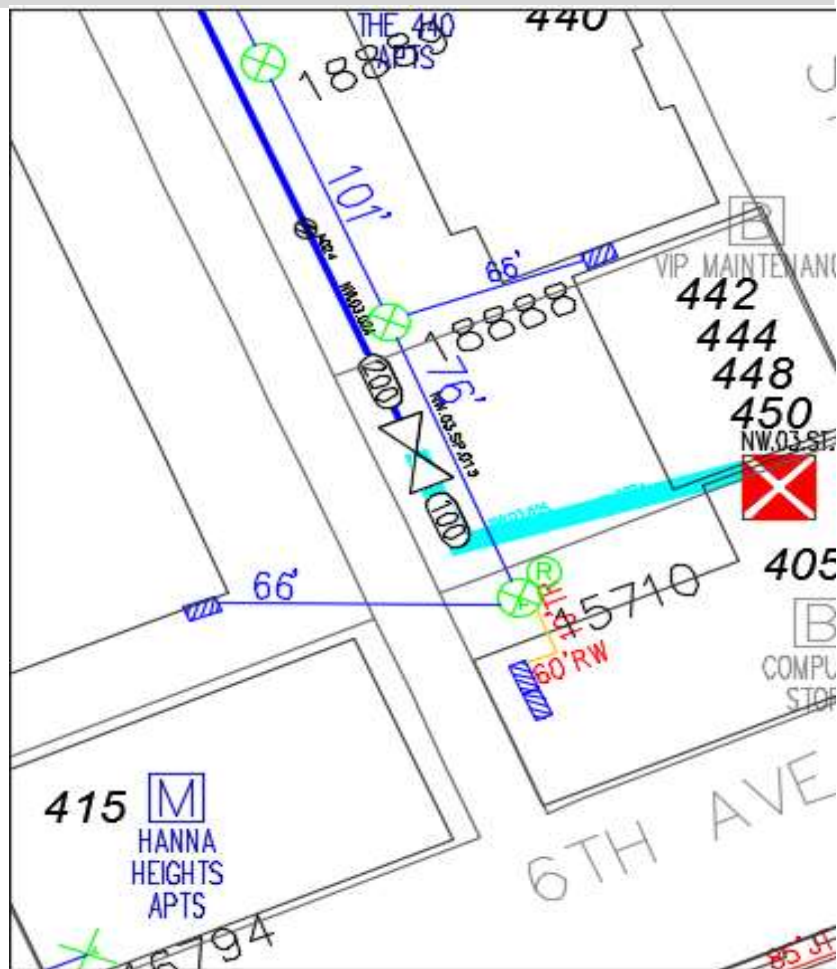








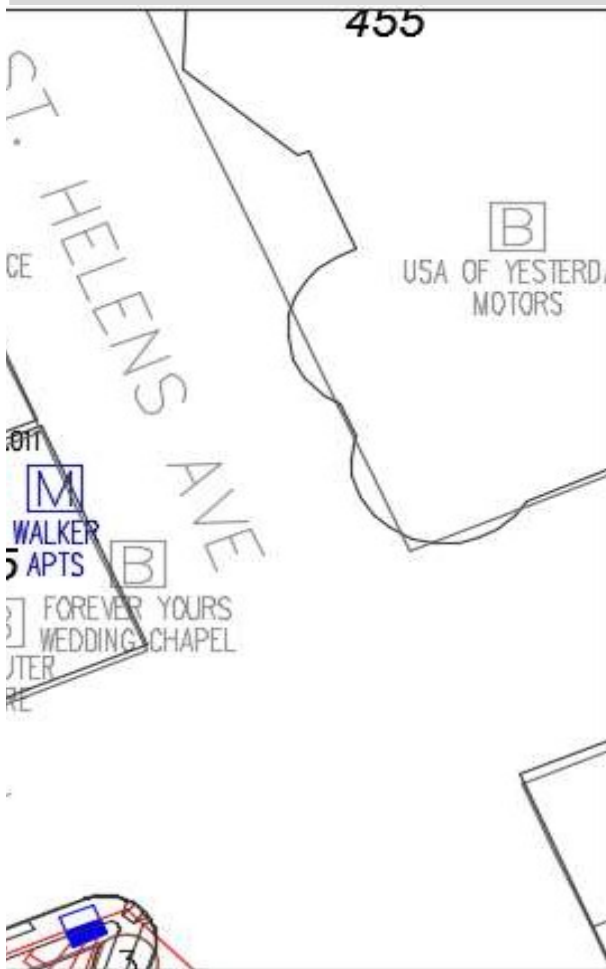


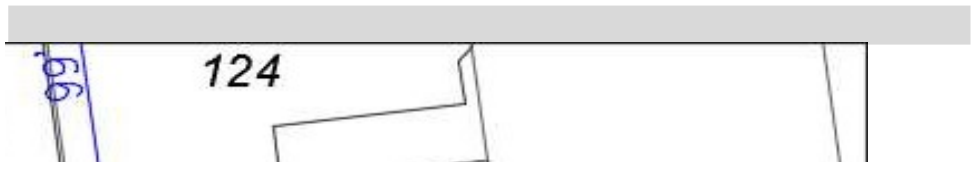
Sheath NW.03.025
 Count 24
 Starting Pole # 18888
 Starting Address 405 6th Ave
 Ending Address
 Footage 324
 Notes



Sheath [NW.03.028](#)
 Count 12
 Starting Pole # NA





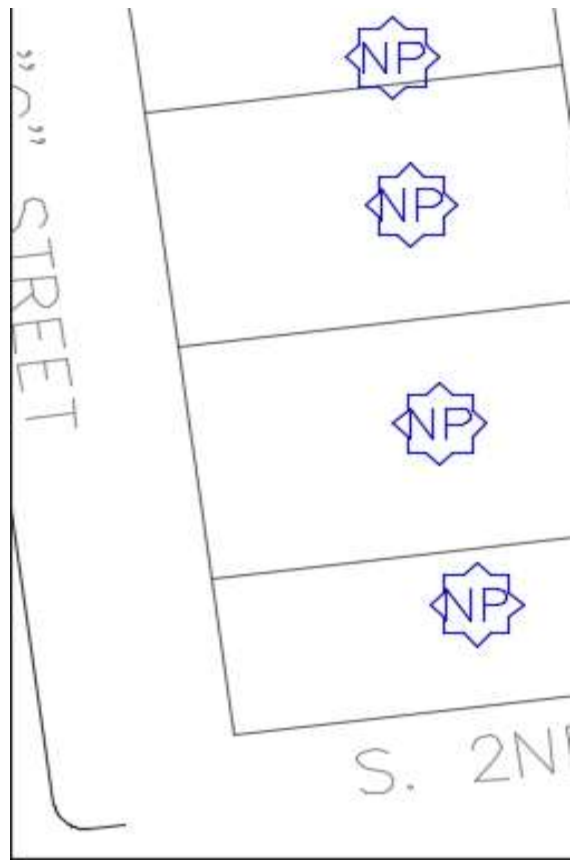


Starting Address 308 Fawcett Ave
 Ending Address 124 Tacoma Ave S
 Footage 1168
 Notes



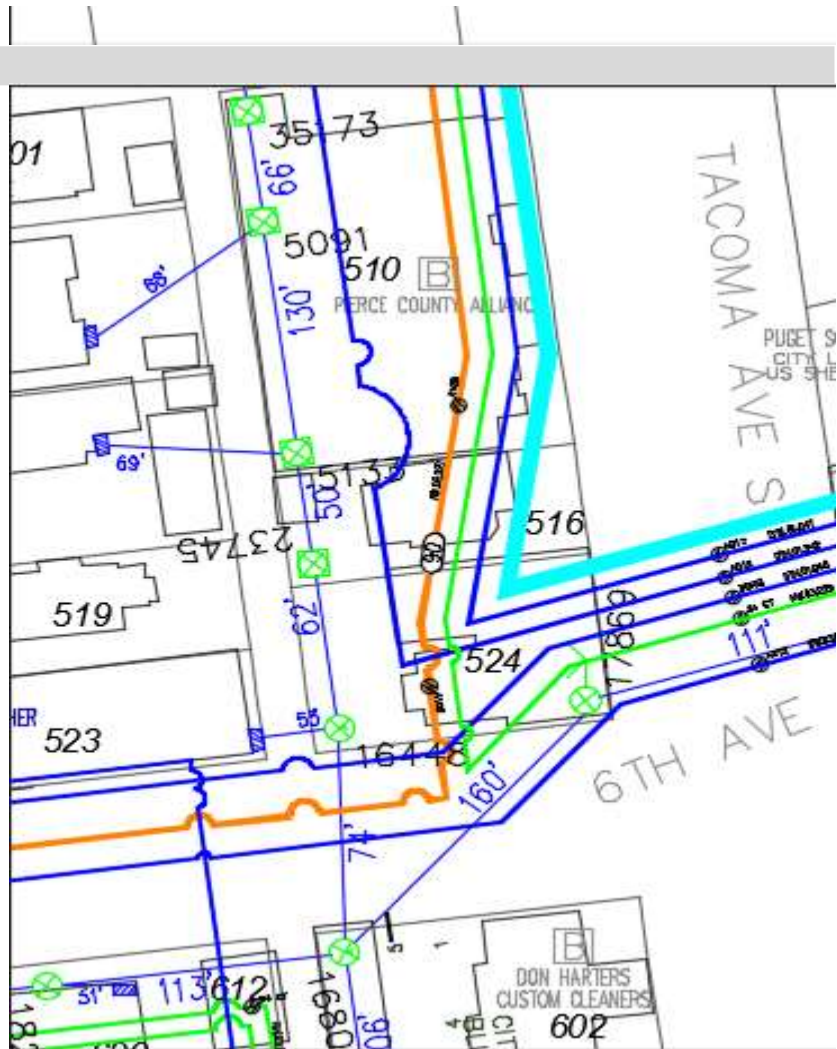
Sheath [NW.03.030](#)
 Count 12
 Starting Pole # UG
 Starting Address 949 Market St
 Ending Address 747 Market St
 Footage 4142
 Notes







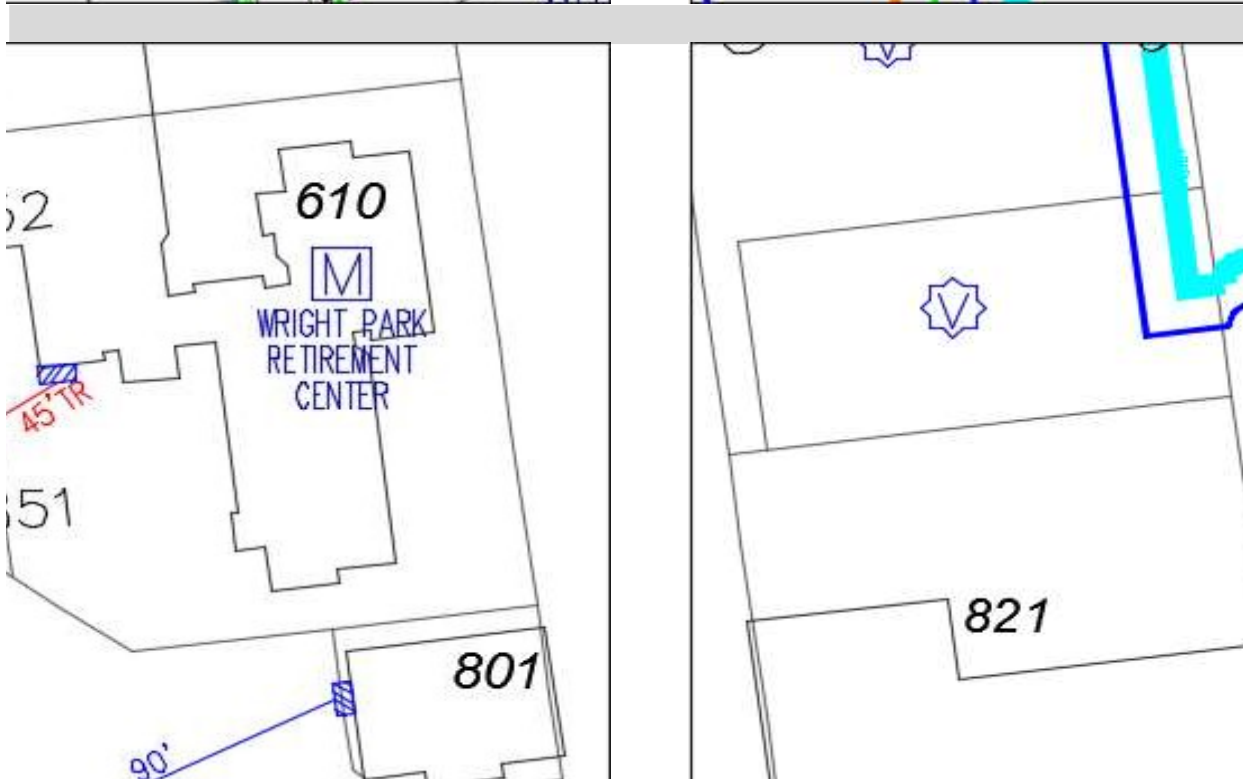
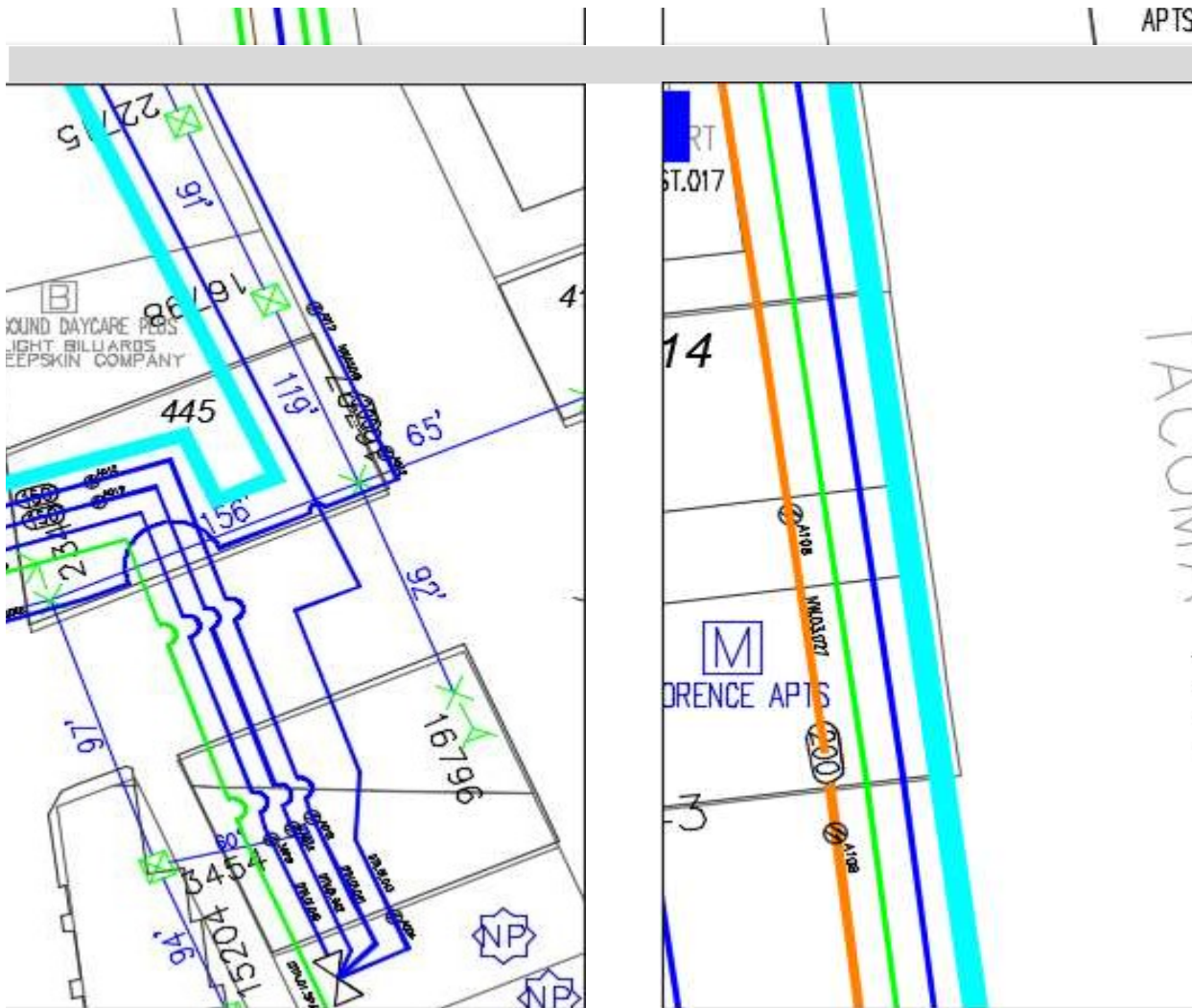
Sheath [NW.03.037](#)
 Count 24
 Starting Pole # 17869
 Starting Address 524 Tacoma Ave S
 Ending Address 415 Tacoma Ave S
 Footage 629
 Notes



Sheath [NW.03.038](#)
 Count 12
 Starting Pole # 4852
 Starting Address 605 S 'I' St
 Ending Address 705 S 9th St
 Footage 1563
 Notes



APTS



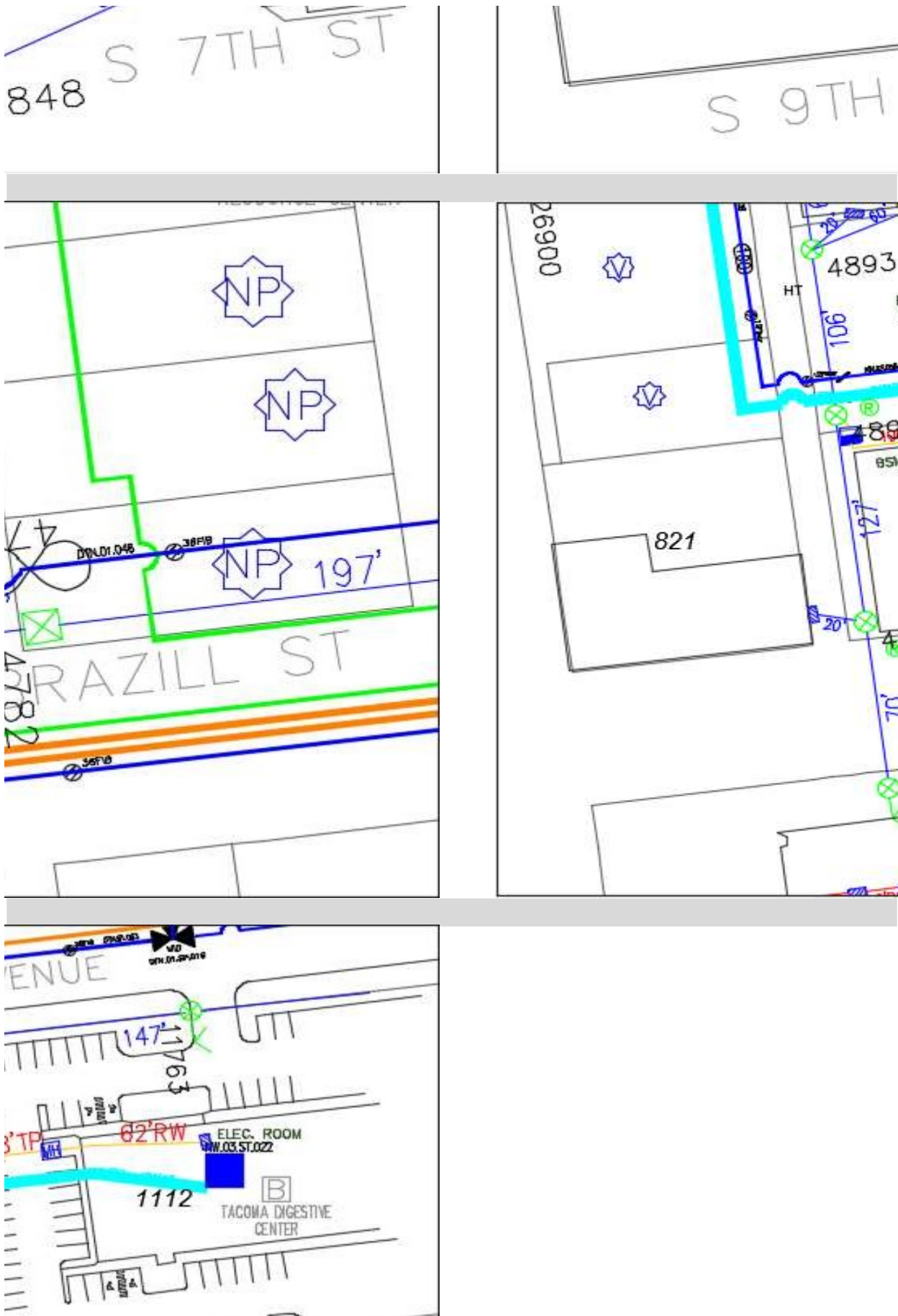


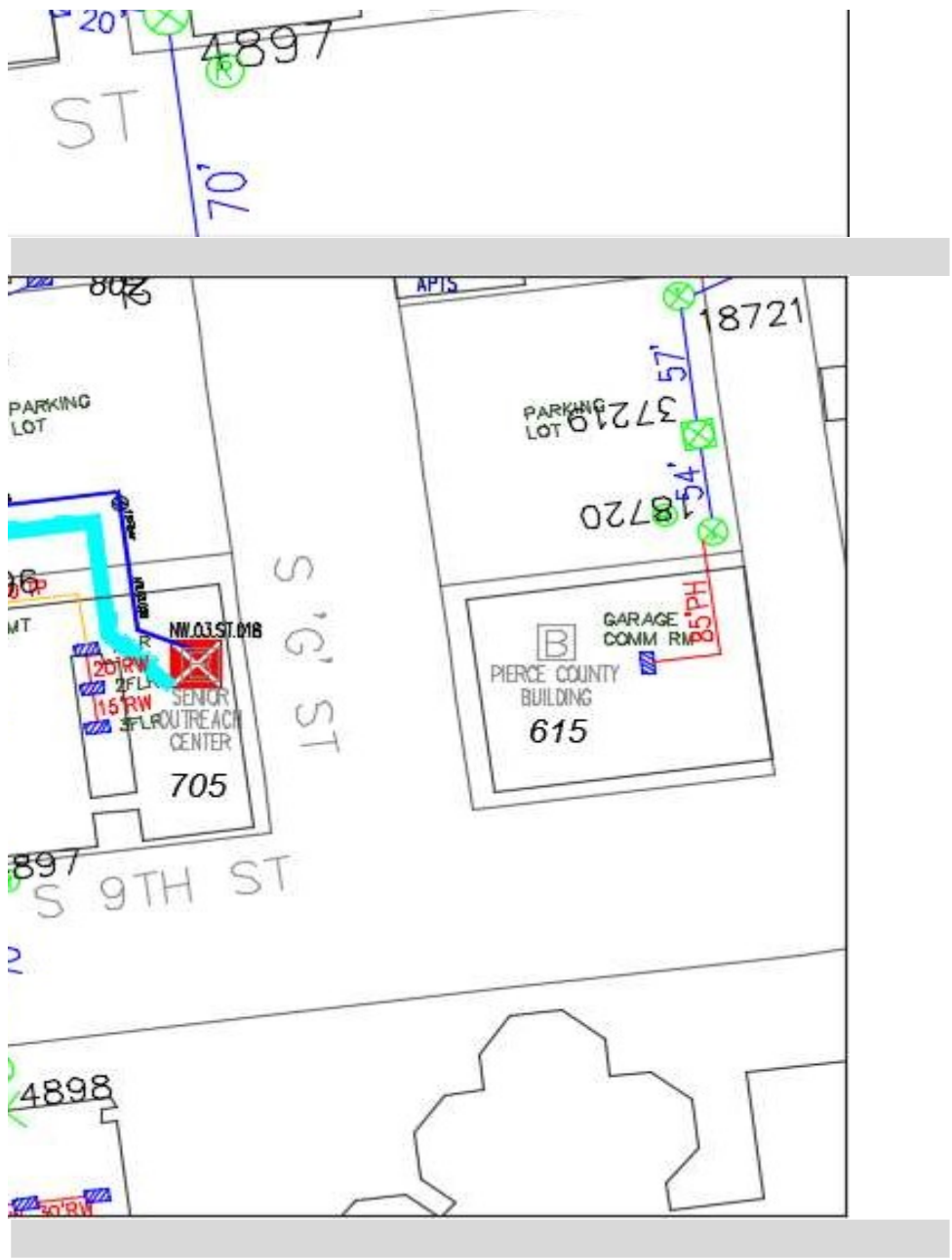
Sheath [NW.03.039](#)
 Count 6
 Starting Pole # 4782
 Starting Address 1121 S 'I' St
 Ending Address 705 S 9th St
 Footage 2007
 Notes

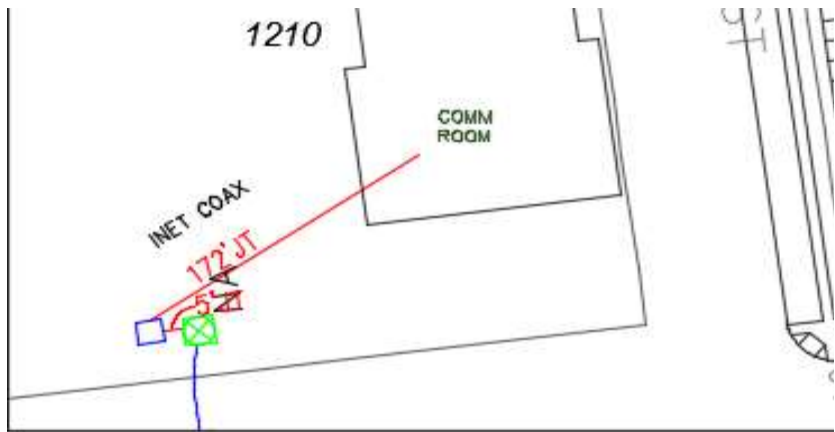


Sheath NW.03.048
 Count 12
 Starting Pole # 17884
 Starting Address 1210 6th Ave
 Ending Address 1112 6th Ave
 Footage 604
 Notes





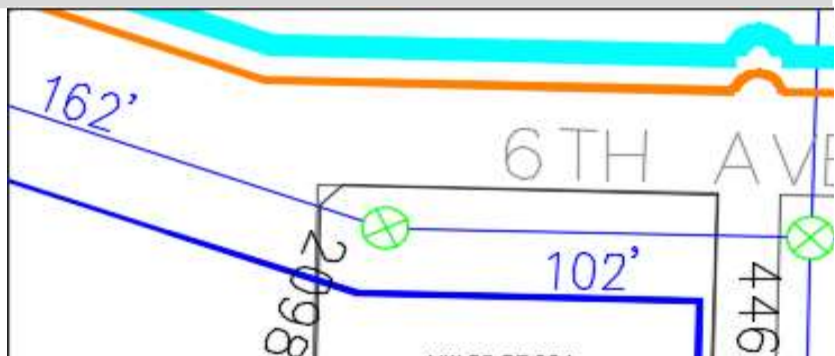


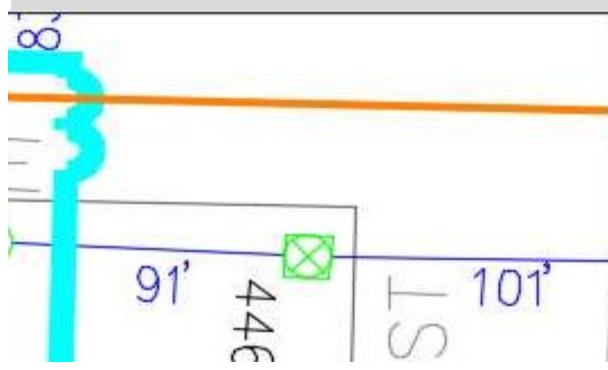
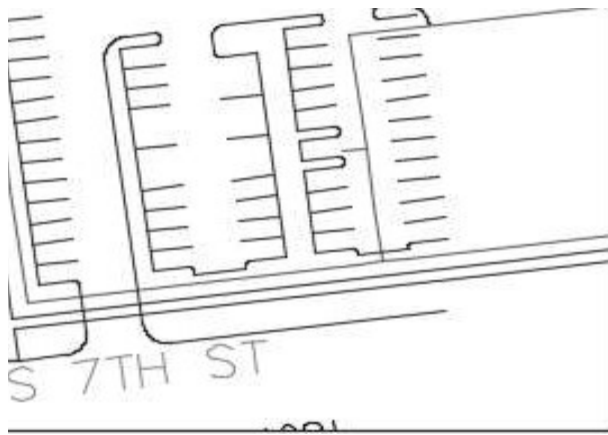


Sheath NW.03.052
 Count 12
 Starting Pole # 5148
 Starting Address 2802 6th Ave
 Ending Address 601 S Pine St
 Footage 60
 Notes



Sheath NW.03.053
 Count 24
 Starting Pole # 5148
 Starting Address 2802 6th Ave
 Ending Address 2802 6th Ave
 Footage 87
 Notes

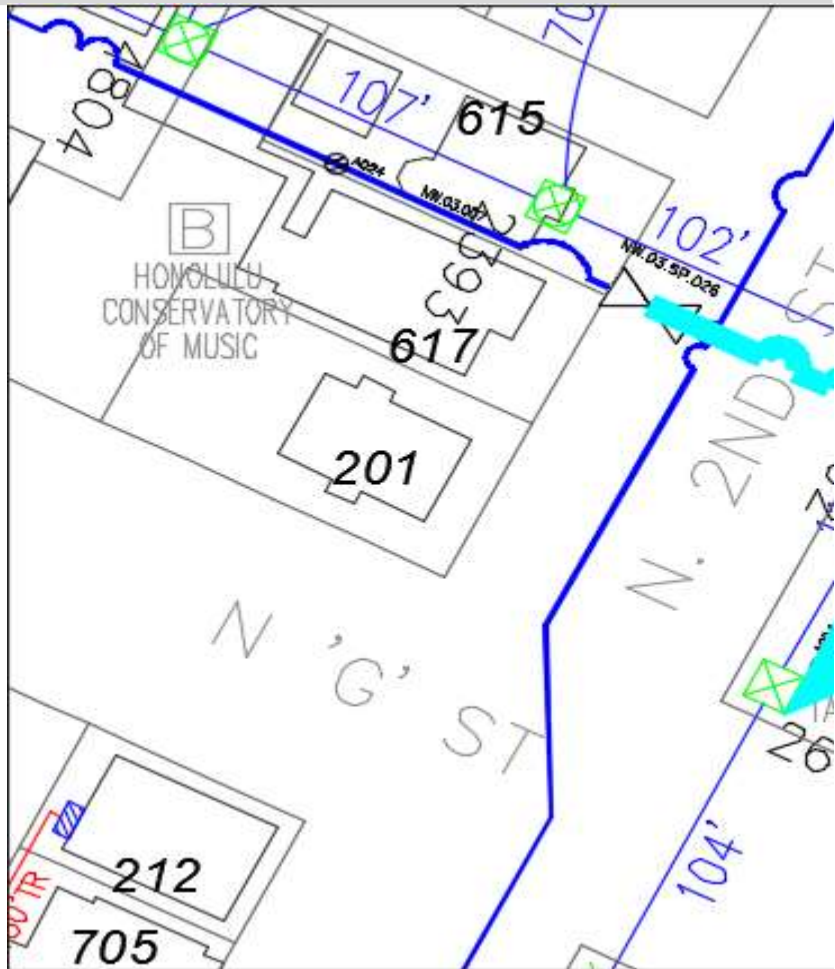








Sheath NW.03.061
 Count 24
 Starting Pole # 2393
 Starting Address 615 N 2nd St
 Ending Address 102 N 'G' St
 Footage 232
 Notes



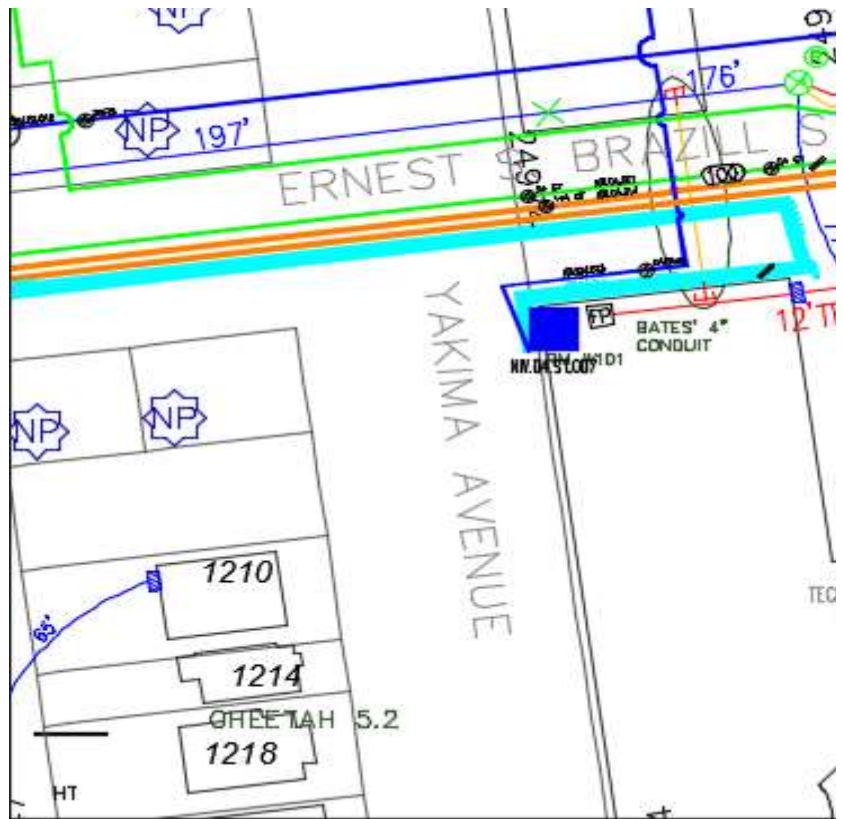
Sheath NW.04.012
 Count 36
 Starting Pole # 28881
 Starting Address 1201 S Yakima Ave



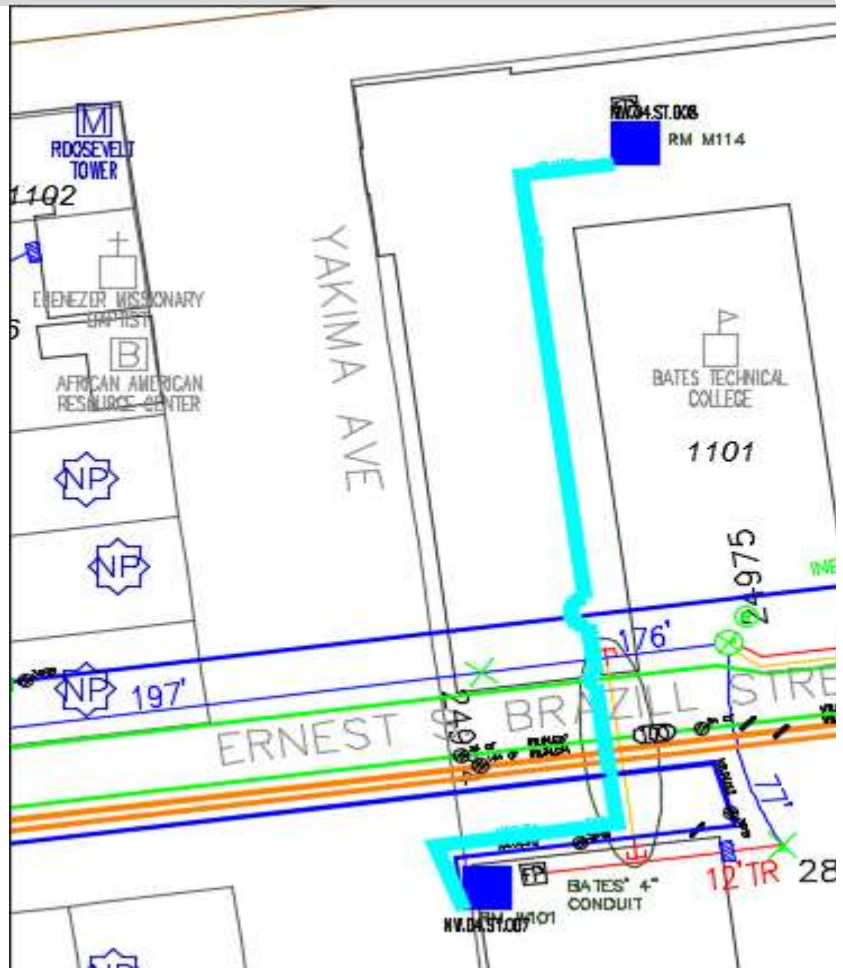




Ending Address
 Footage 89
 Notes



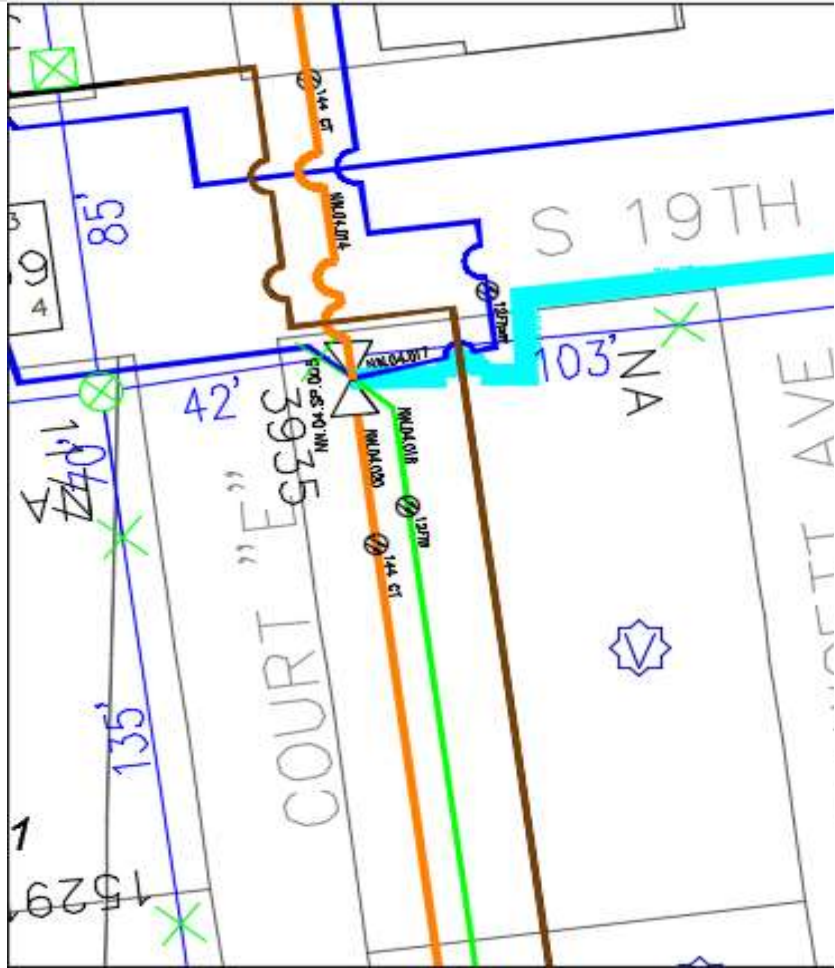
Sheath NW.04.013
 Count 24
 Starting Pole # UG
 Starting Address 1201 S Yakima Ave
 Ending Address 1101 S Yakima Ave
 Footage 574
 Notes



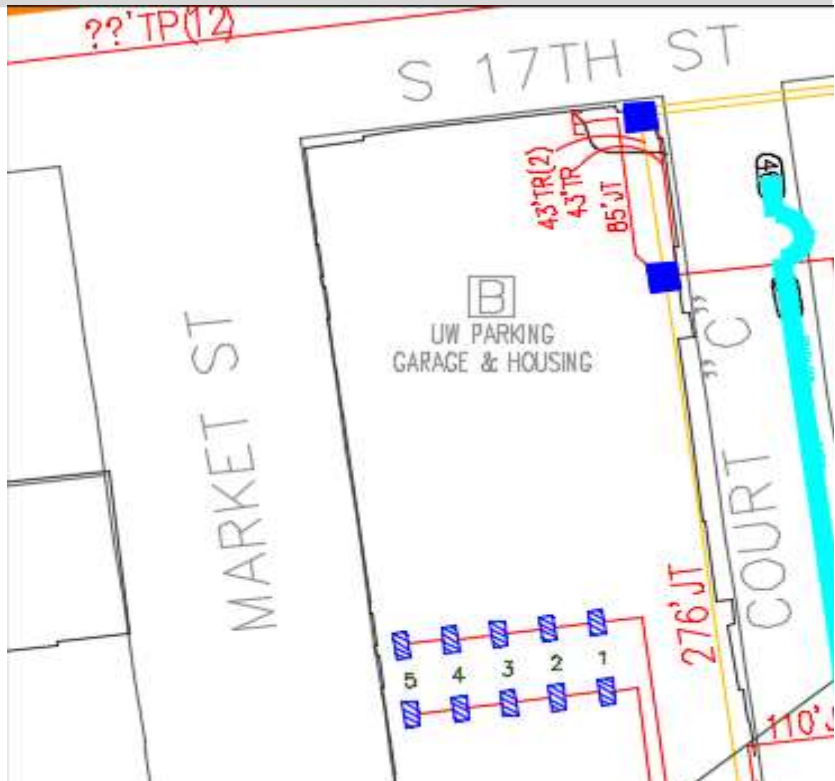


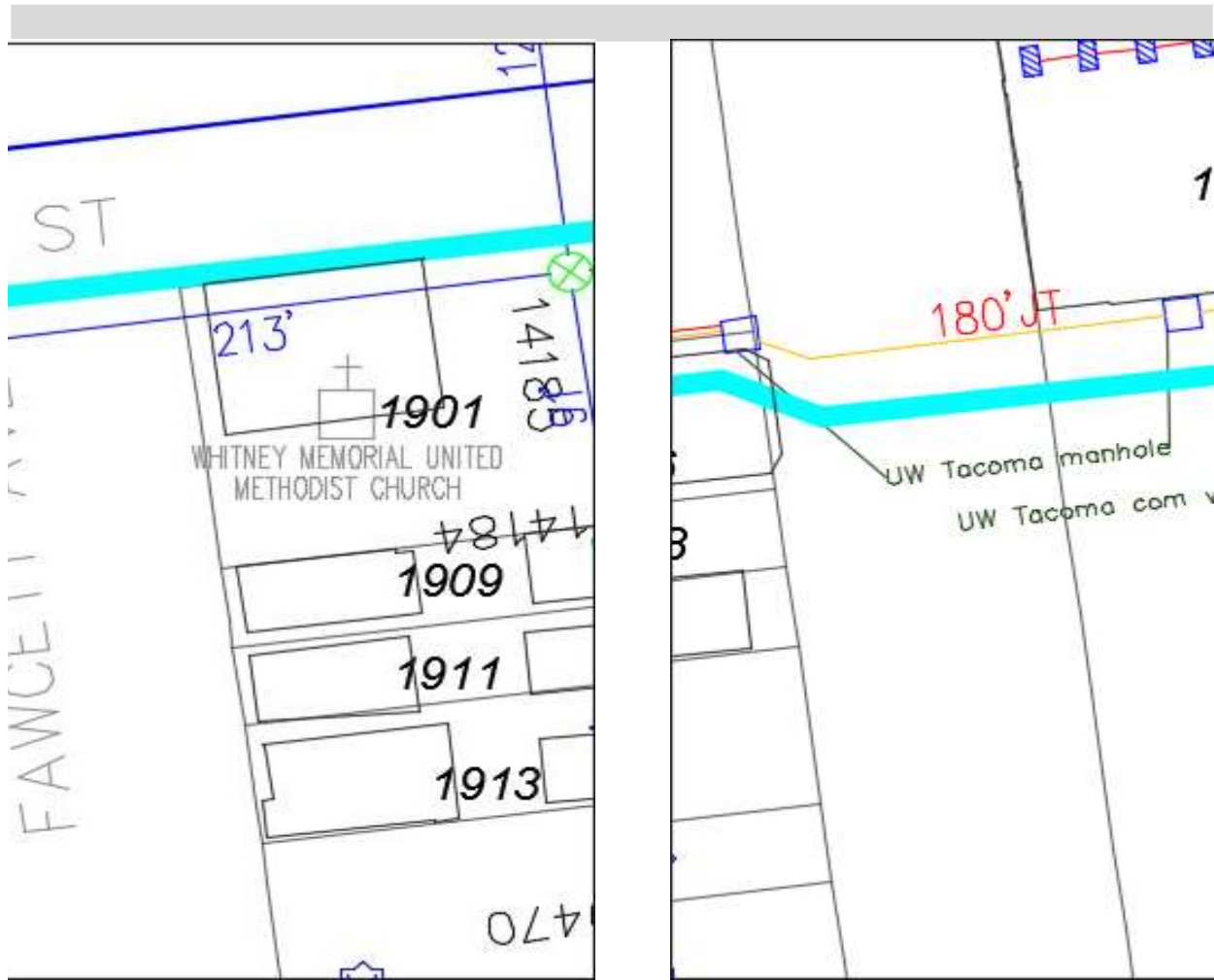


Sheath [NW.04.015](#)
 Count 36
 Starting Pole # NA
 Starting Address 1920 Fawcett Ave
 Ending Address 1717 Market St
 Footage 1902
 Notes



Sheath NW.04.016
 Count 12
 Starting Pole # UG
 Starting Address 1717 Market St
 Ending Address
 Footage 300
 Notes







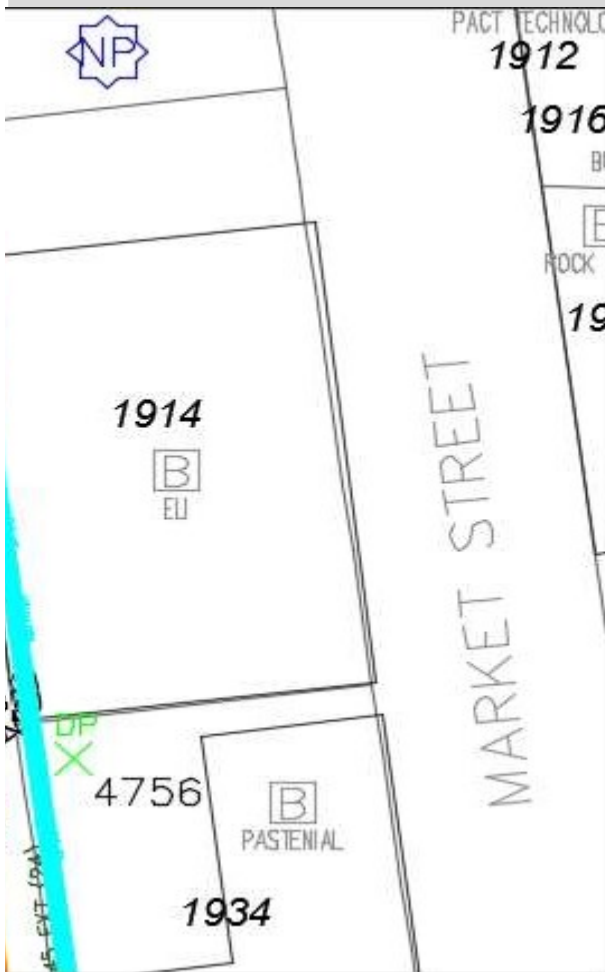


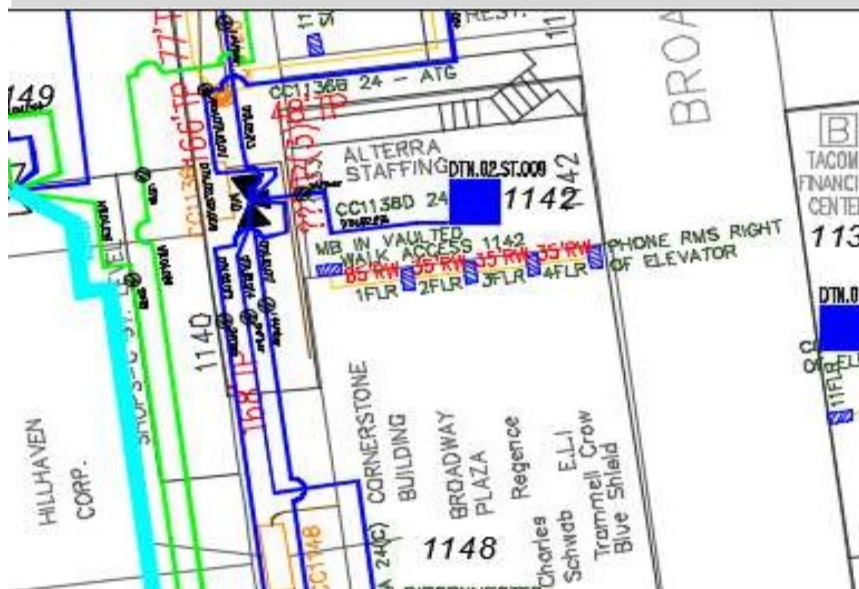
Sheath [NW.04.025](#)
Count 24
Starting Pole # 19470
Starting Address 1925 Fawcett Ave
Ending Address 1314 Market St
Footage 3617
Notes



Sheath [NW.04.026](#)
Count 24
Starting Pole # 18414
Starting Address 1314 Market St
Ending Address 1136 Ct 'C'
Footage 982
Notes

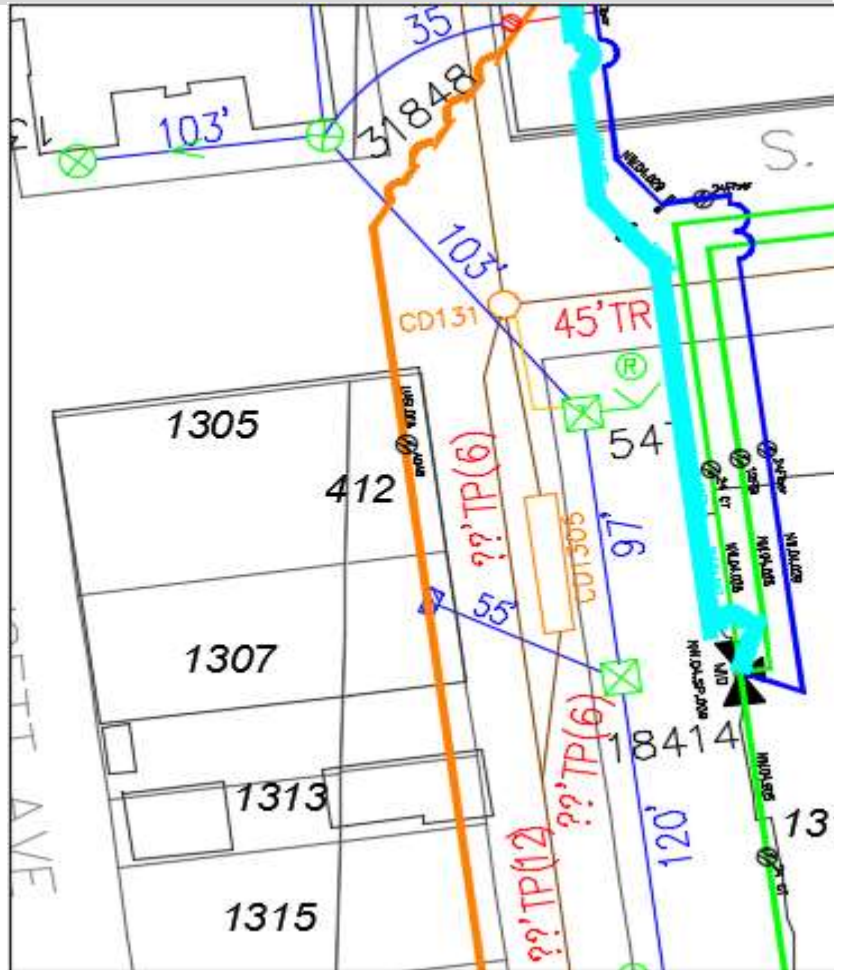




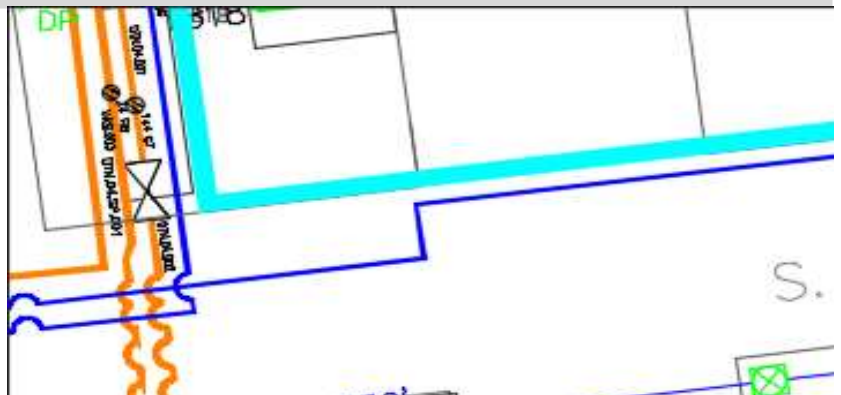


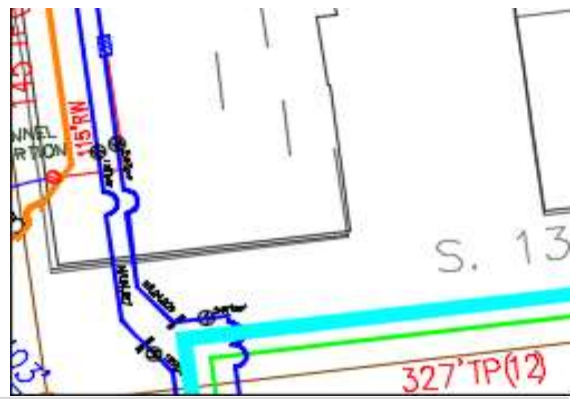



Sheath NW.04.027
 Count 12
 Starting Pole # 18414
 Starting Address 1314 Market St
 Ending Address
 Footage 97
 Notes

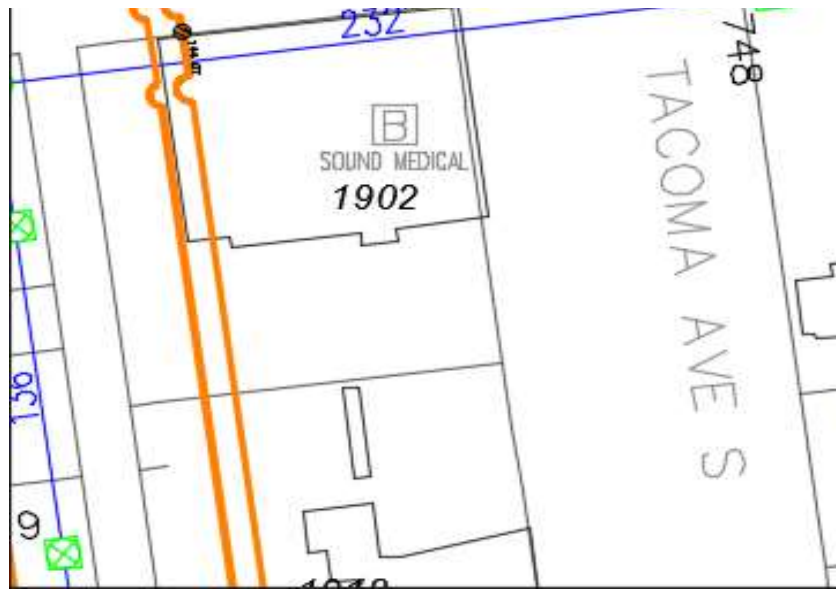


Sheath NW.04.030
 Count 24
 Starting Pole # 1177
 Starting Address 1911 Tacoma Ave S
 Ending Address
 Footage 123
 Notes







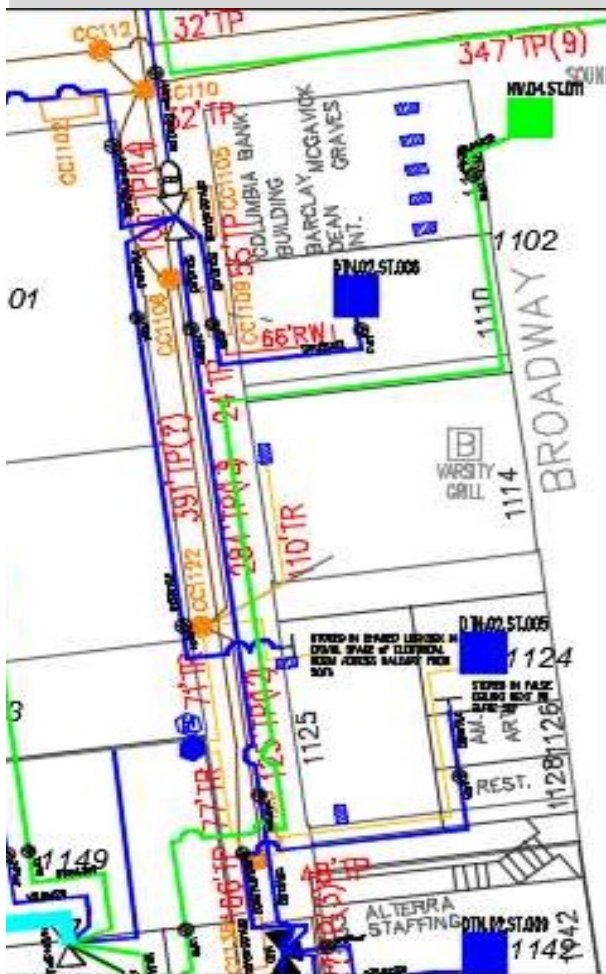
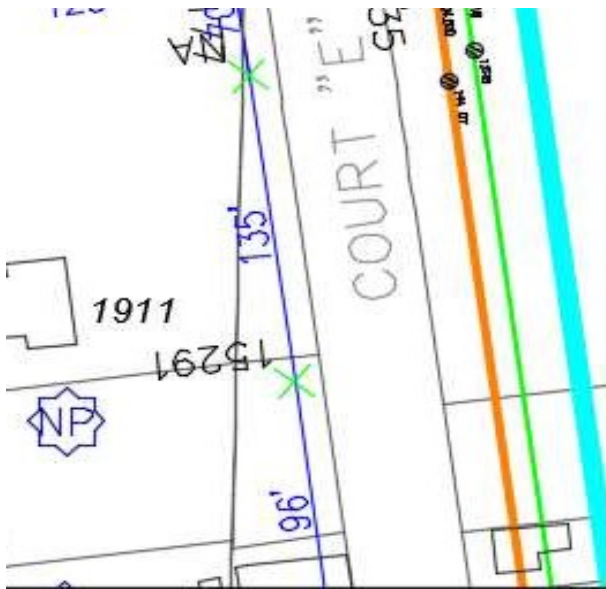



Sheath NW.04.031
 Count 24
 Starting Pole # UG
 Starting Address 1101 Market St
 Ending Address 1149 Market St
 Footage 491
 Notes



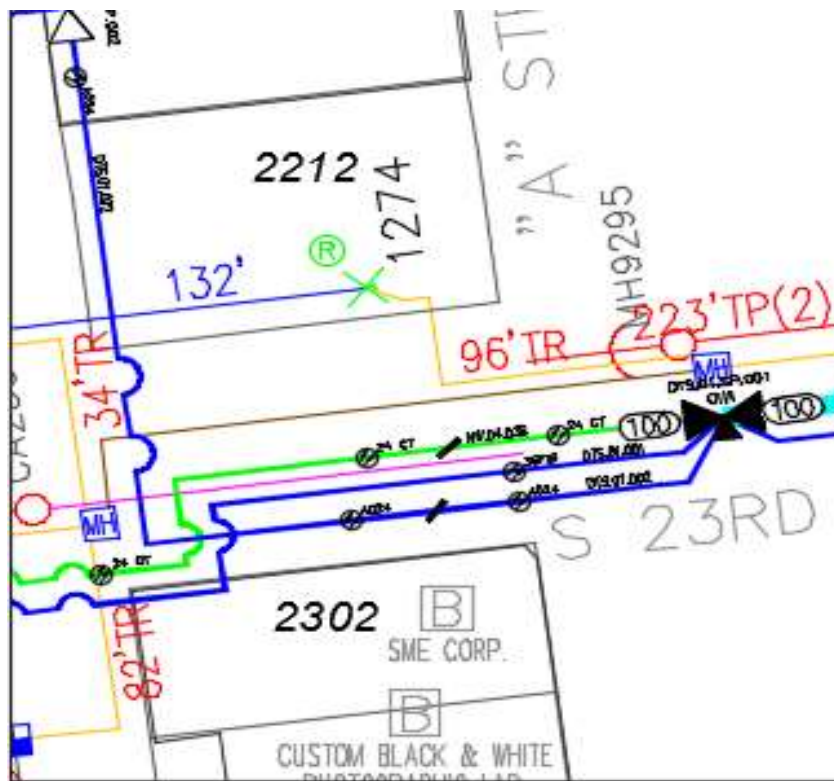
Sheath [NW.04.039](#)
 Count 24
 Starting Pole # UG
 Starting Address 2212 'A' St
 Ending Address 1705 Dock St



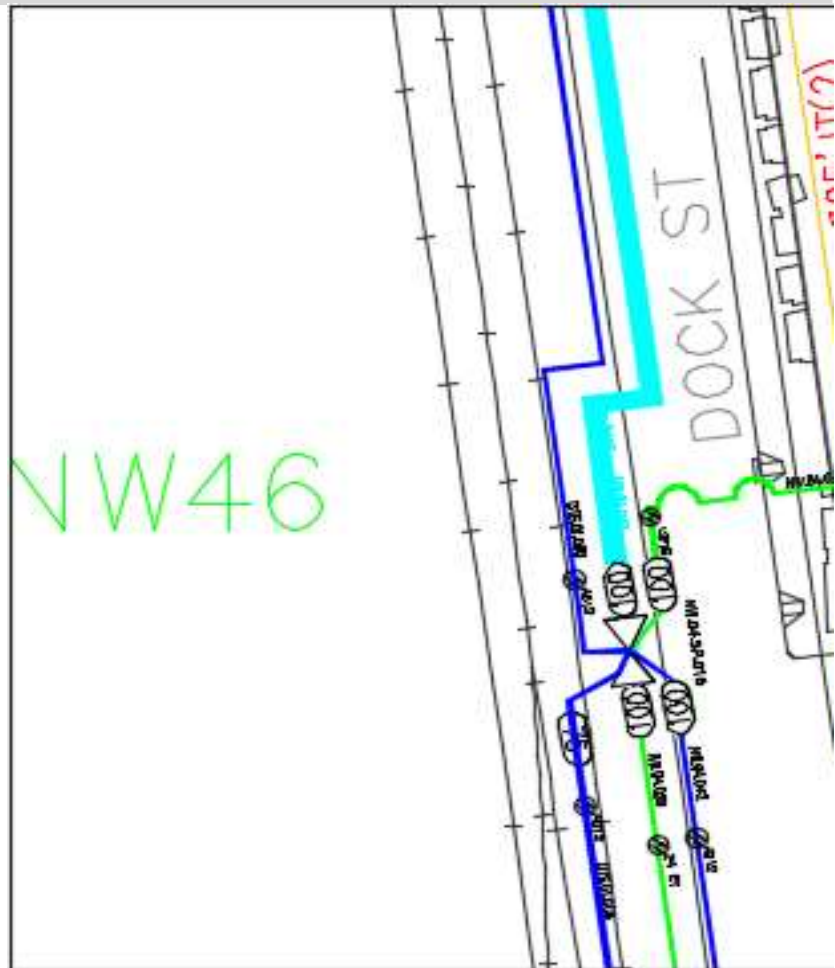


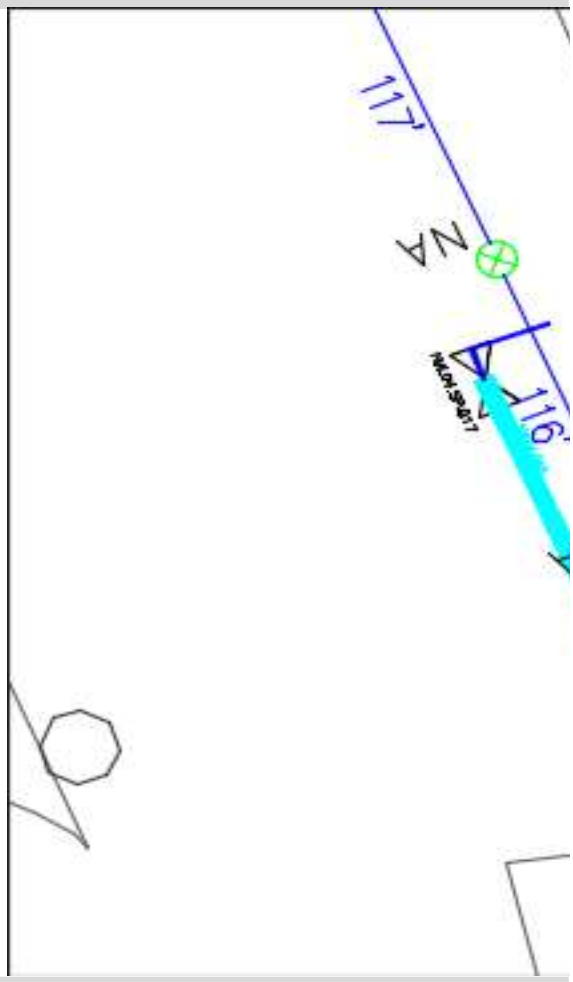
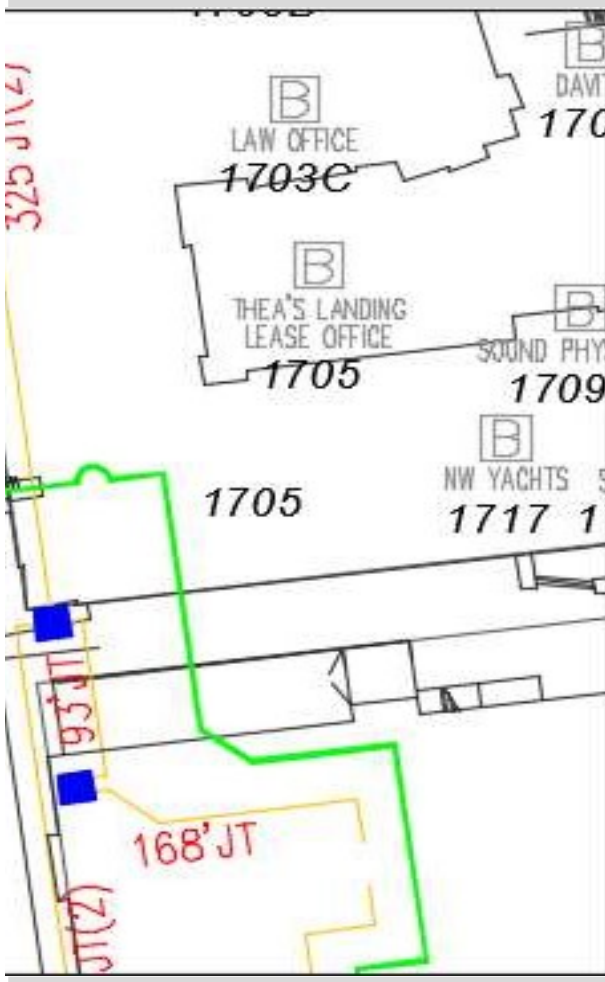
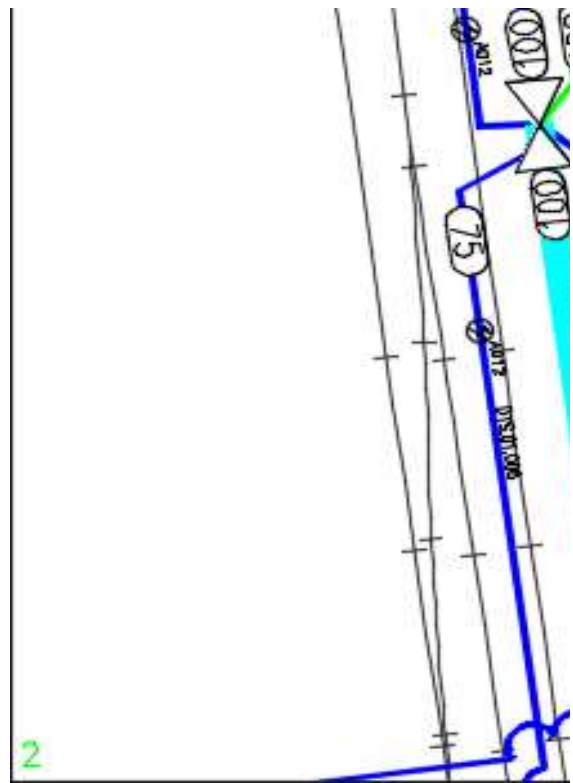
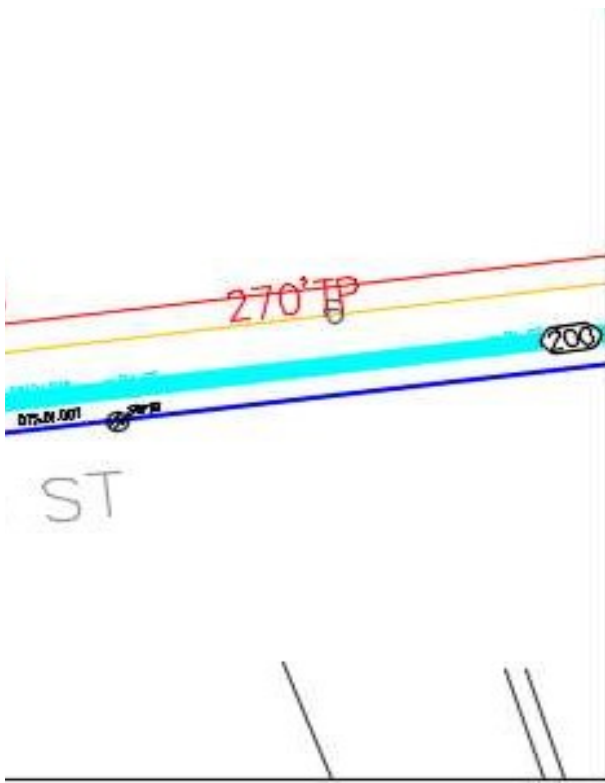


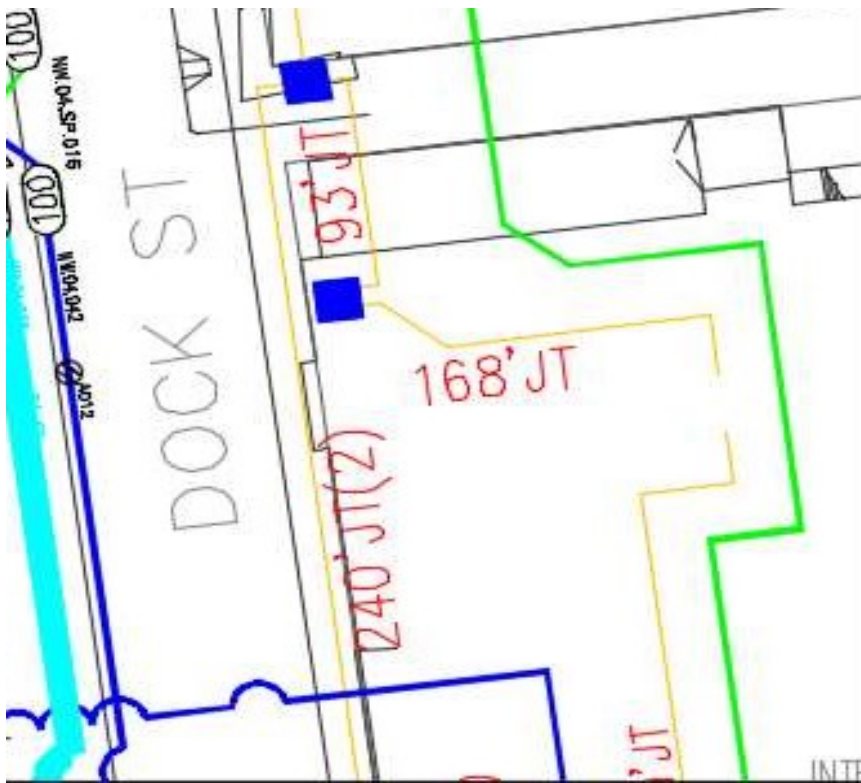
Footage 2826
Notes



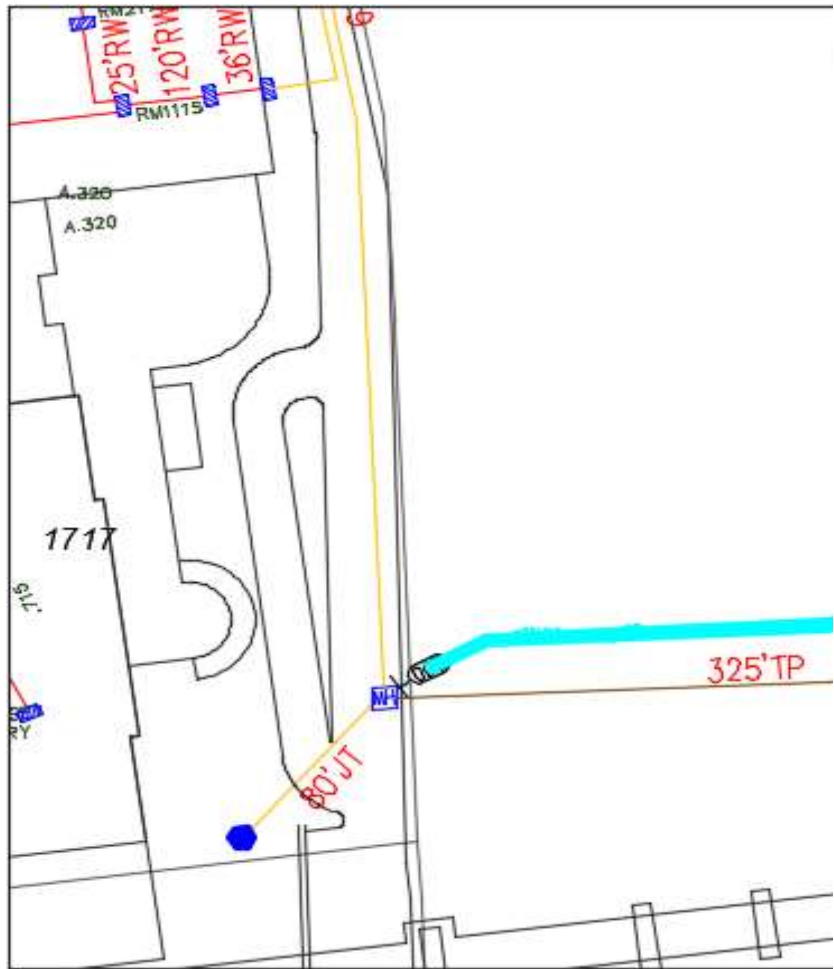
Sheath [NW.04.040](#)
 Count 24
 Starting Pole # UG
 Starting Address 1705 Dock St
 Ending Address 821 Dock St
 Footage 4312
 Notes



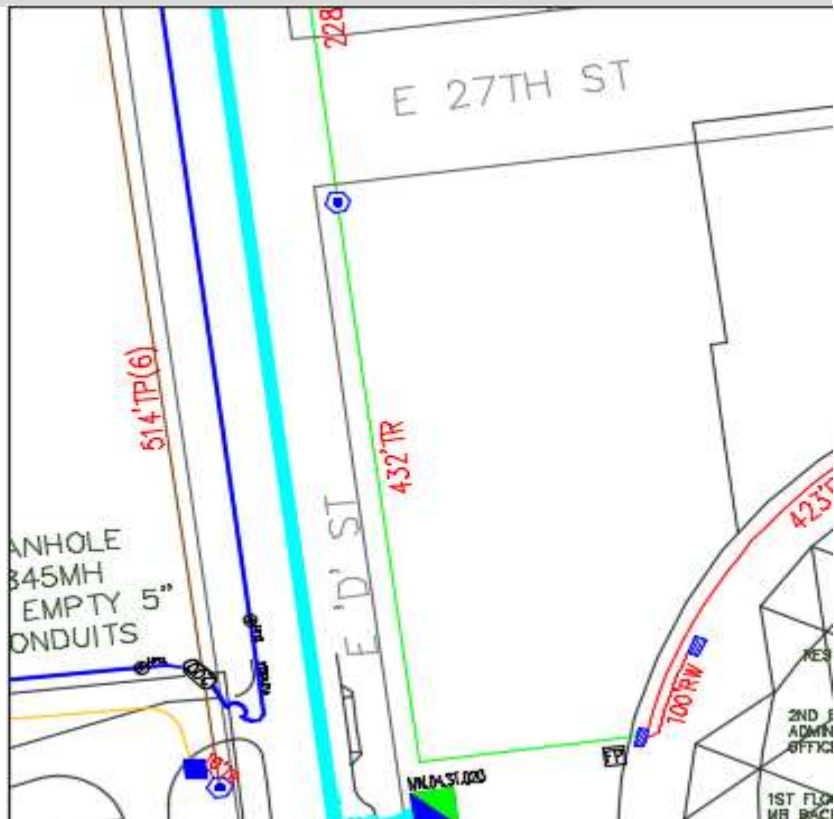


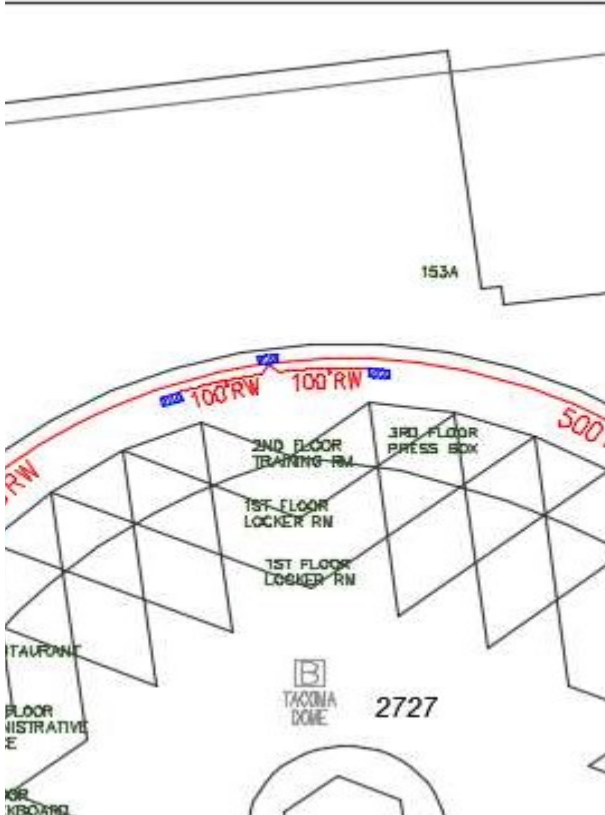


Sheath NW.04.042
 Count 12
 Starting Pole # UG
 Starting Address 1705 Dock St
 Ending Address 1717 Pacific Ave
 Footage 978
 Notes



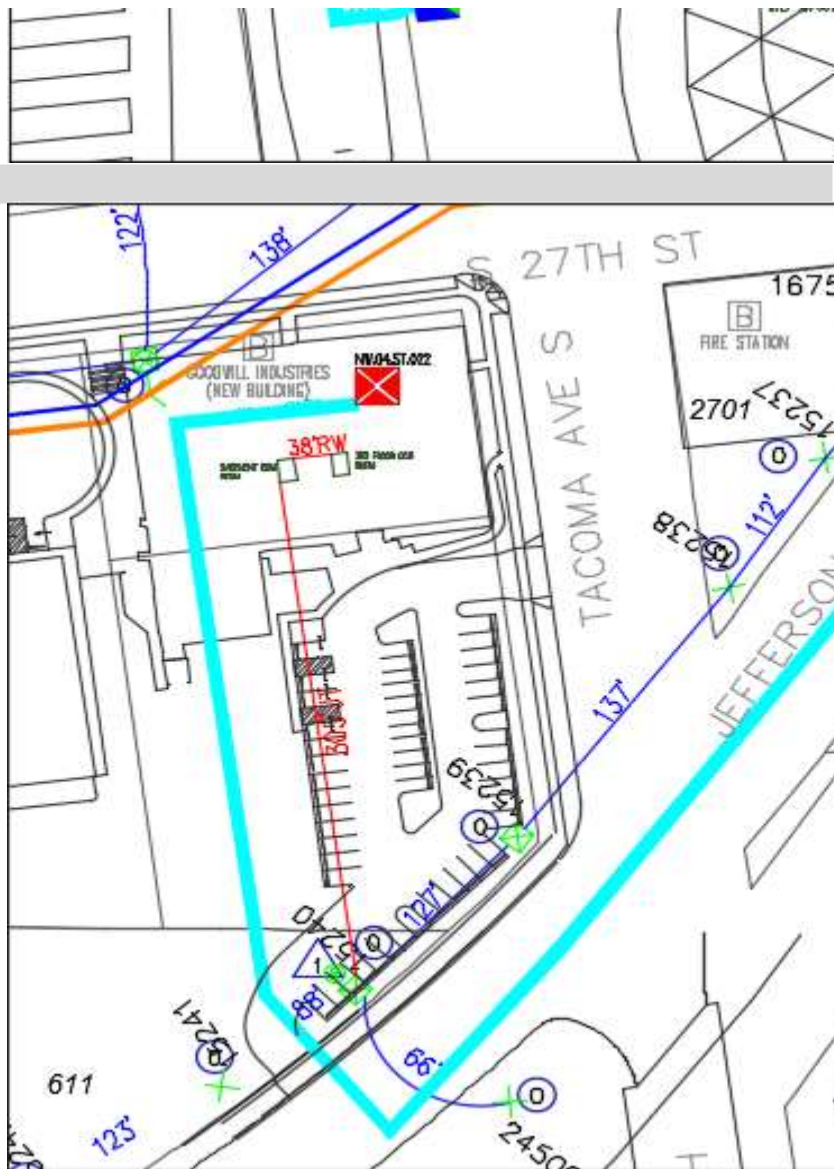
Sheath NW.04.044
 Count 36
 Starting Pole # UG
 Starting Address 2727 E 'D' St
 Ending Address 432
 Footage 432
 Notes





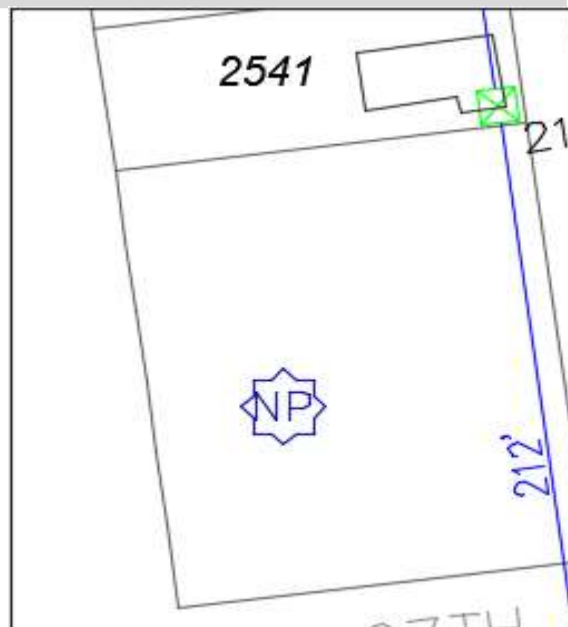
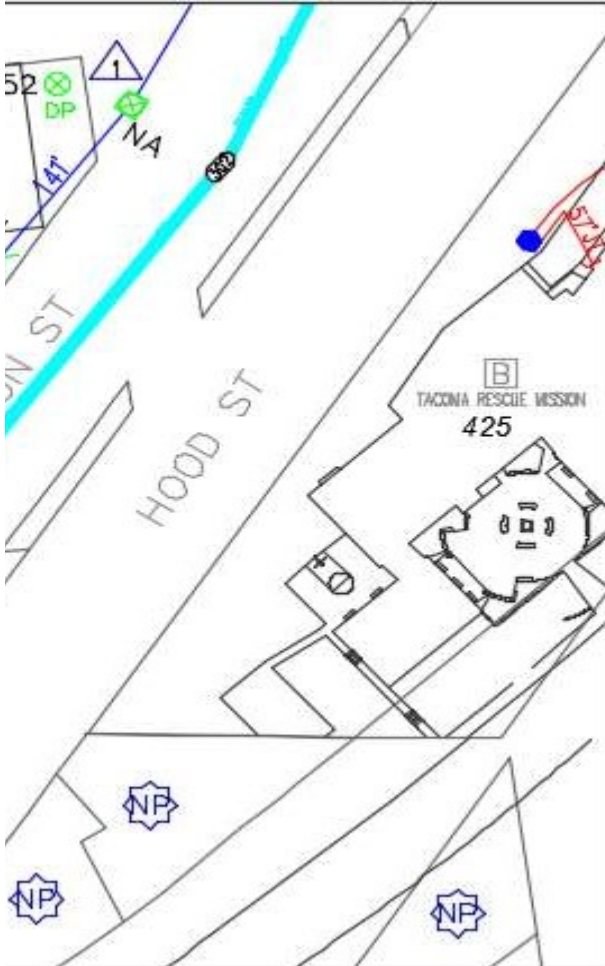
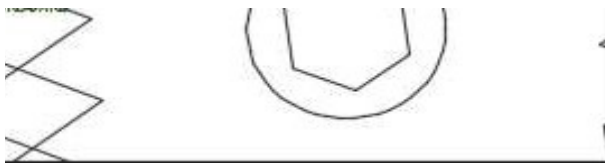



Sheath NW.04.046
 Count 12
 Starting Pole # NA
 Starting Address 2701 Tacoma Ave S
 Ending Address
 Footage 860
 Notes

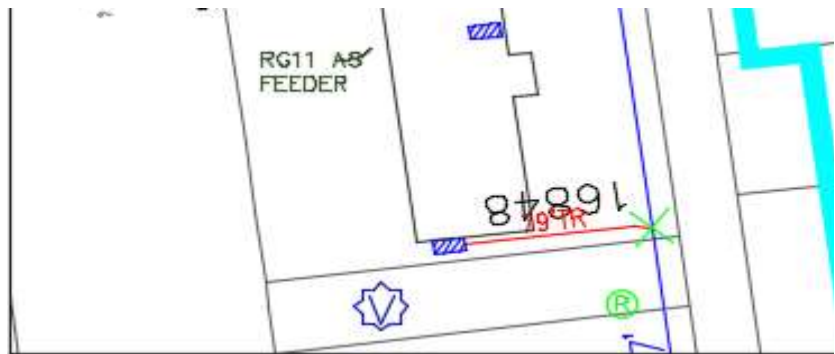


Sheath [NW.04.049](#)
 Count 12
 Starting Pole # 18337
 Starting Address 2503 S 'I' St
 Ending Address 2550 Yakima Ave S
 Footage 889
 Notes







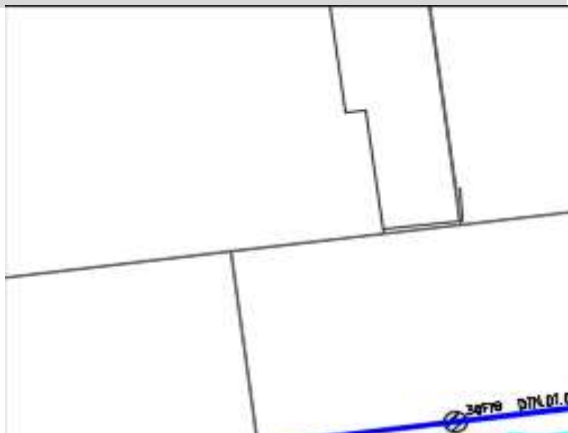
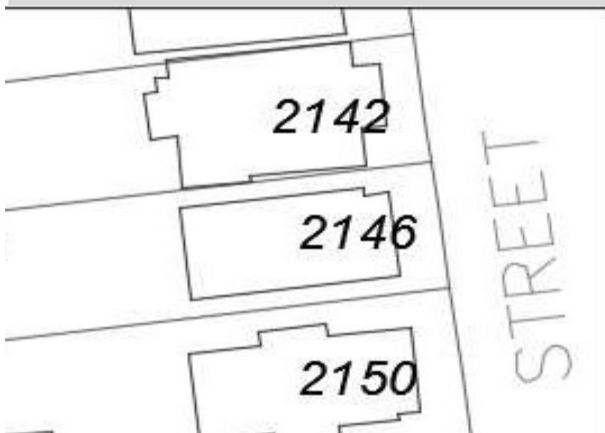
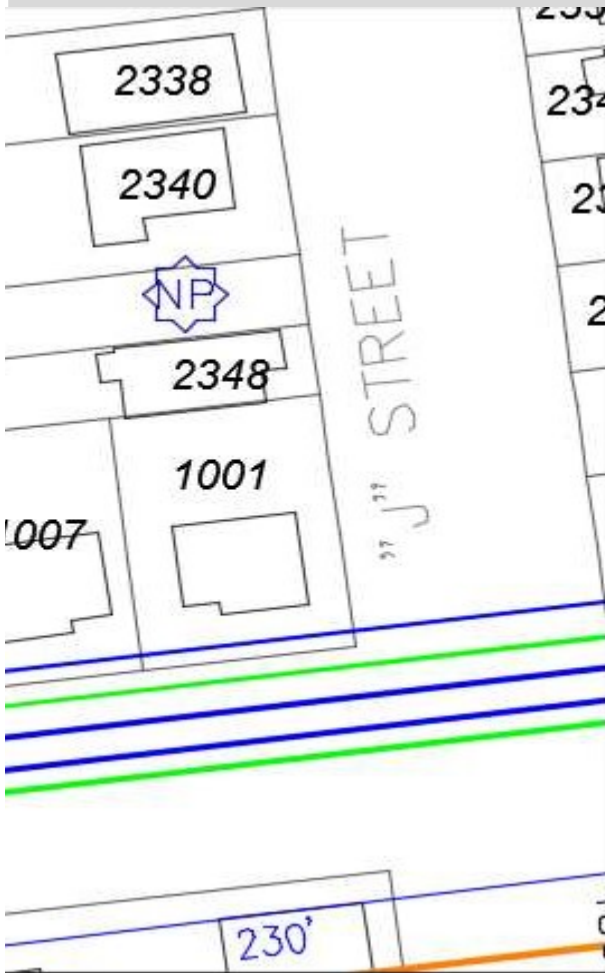
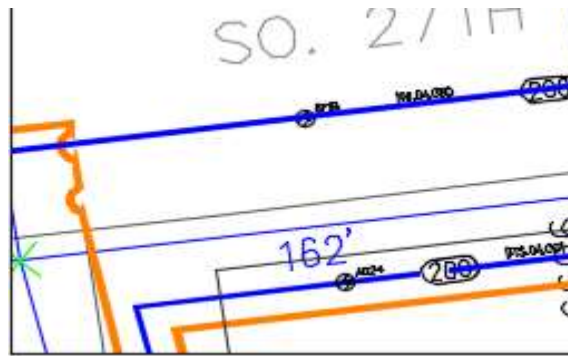
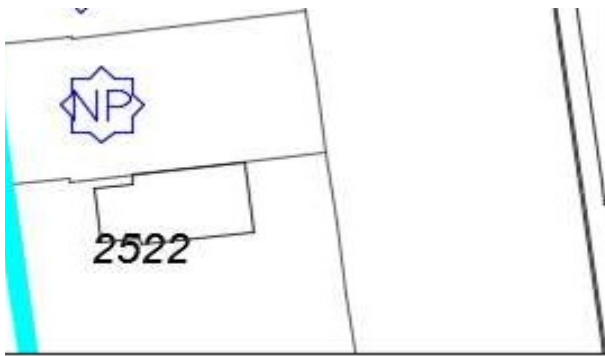


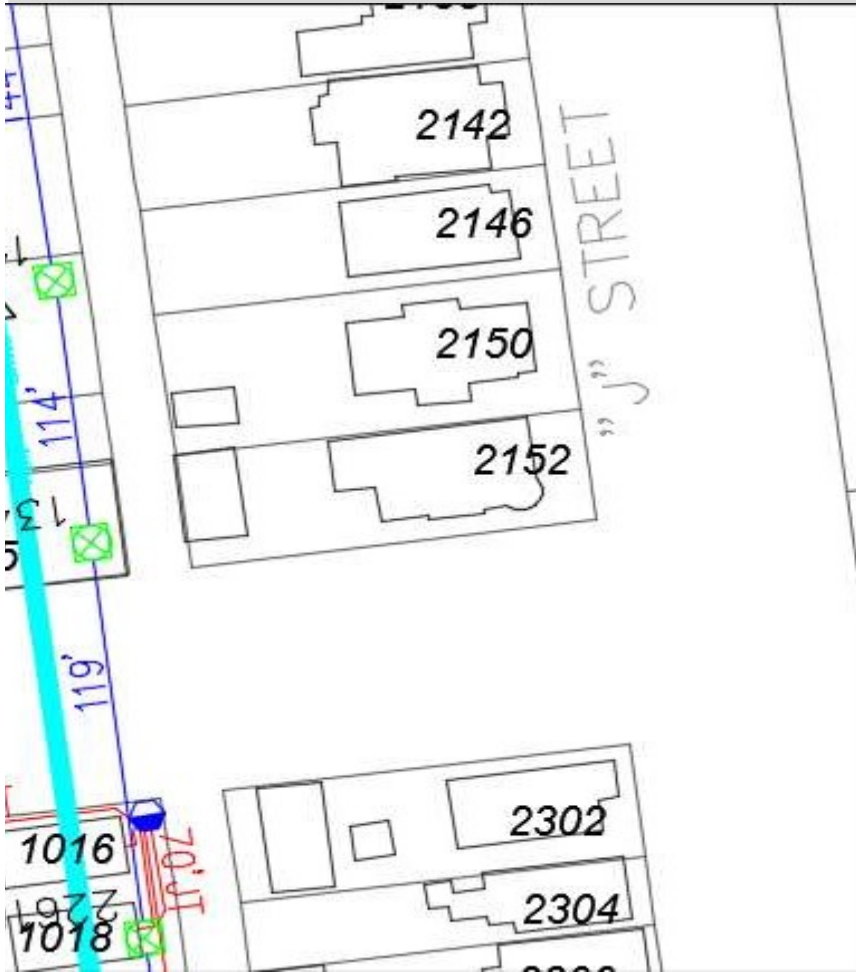
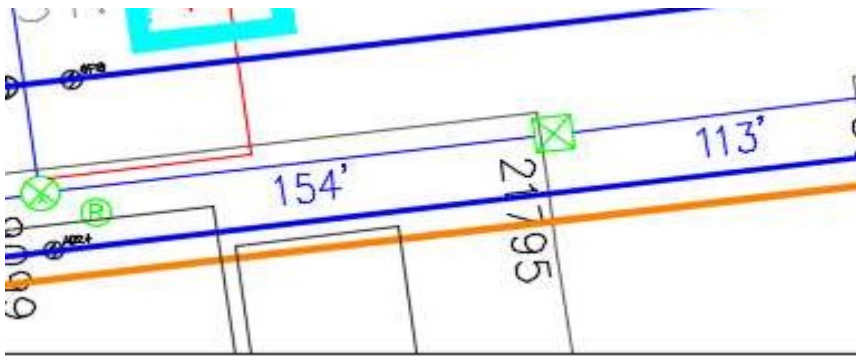
Sheath [NW.04.051](#)
 Count 24
 Starting Pole # 13487
 Starting Address 2349 MLK Jr Way
 Ending Address 2147 MLK Jr Way
 Footage 794
 Notes



Sheath [NW.04.052](#)
 Count 24
 Starting Pole # 13485
 Starting Address 2147 MLK Jr Way
 Ending Address 1717 S 'J' St
 Footage 3402
 Notes

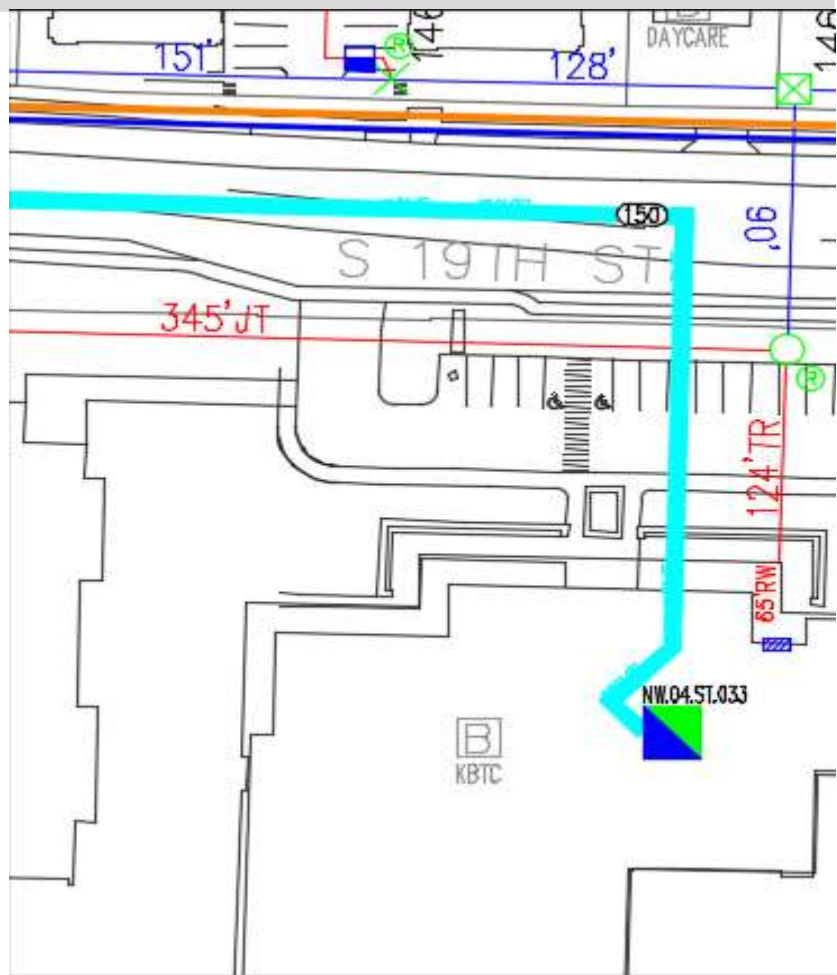




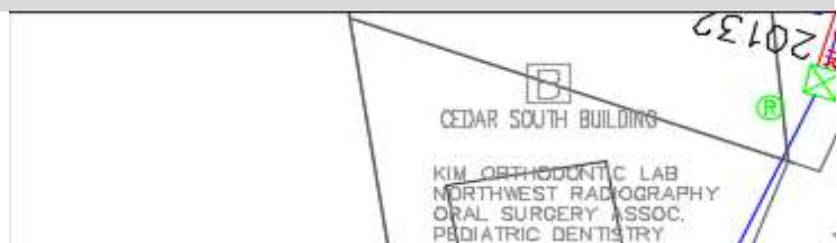


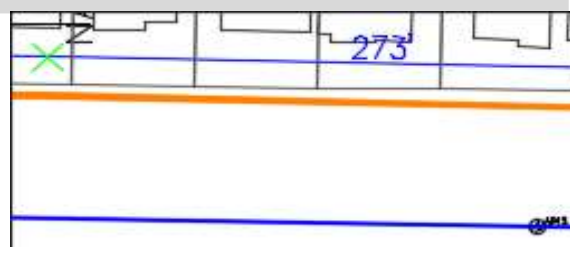
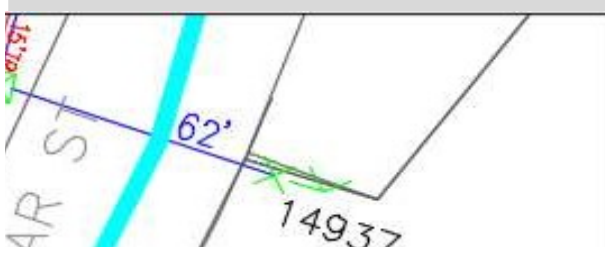
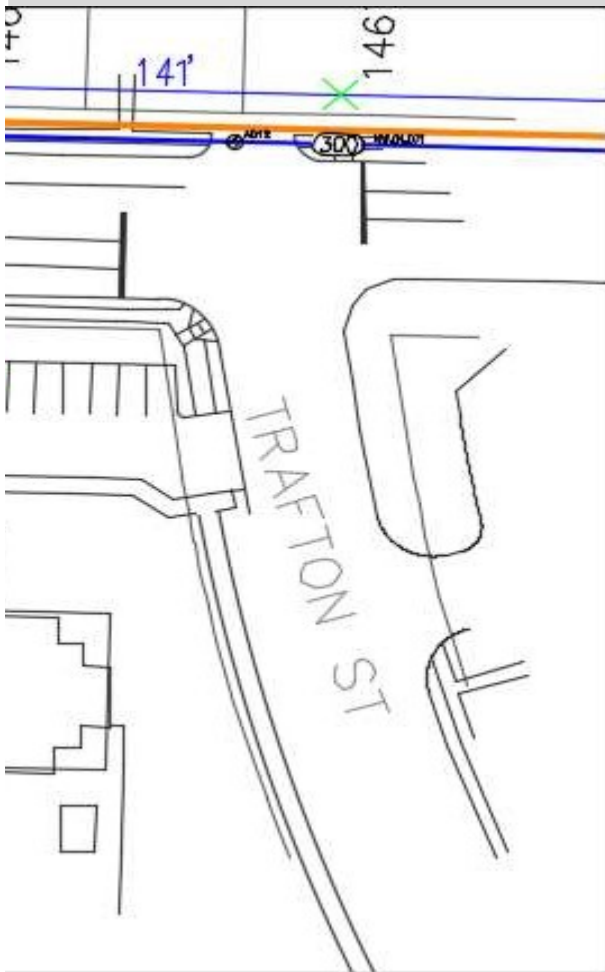
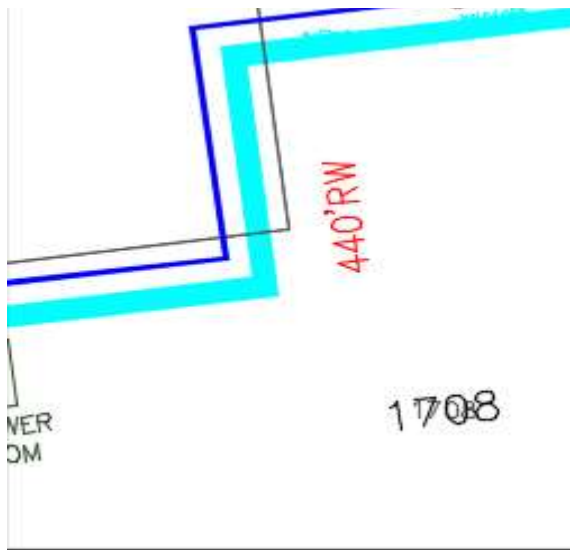
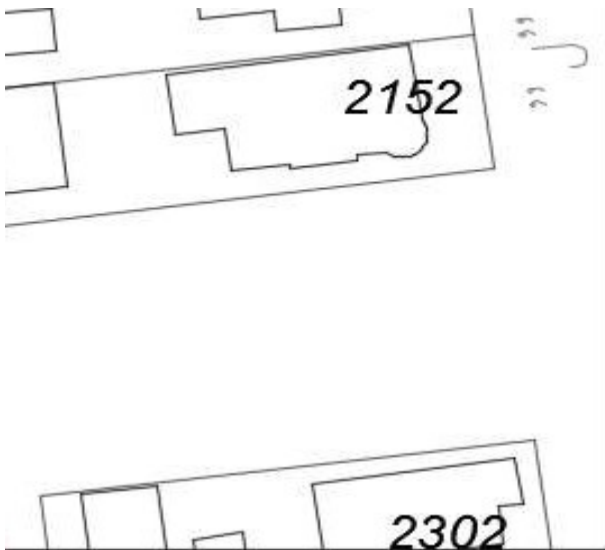


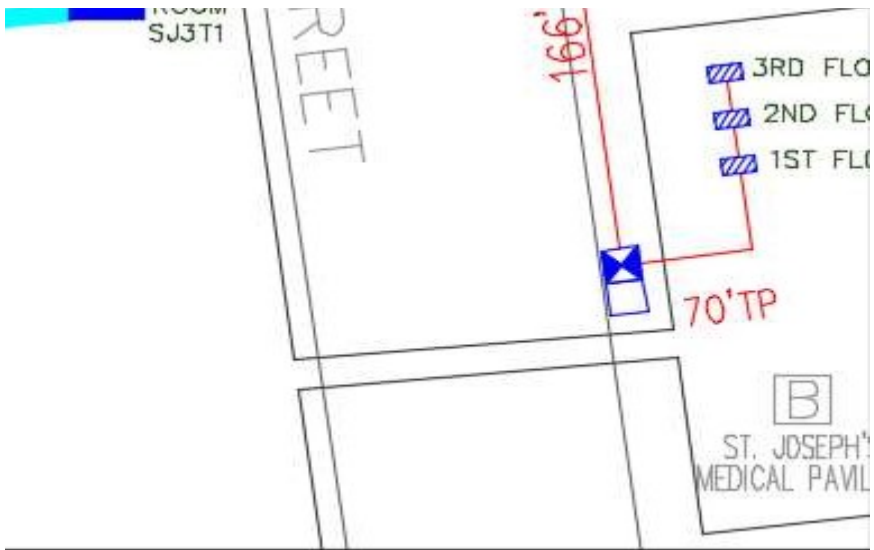
Sheath NW.04.067
 Count 24
 Starting Pole # NA
 Starting Address 2320 S 19th St
 Ending Address
 Footage 189
 Notes



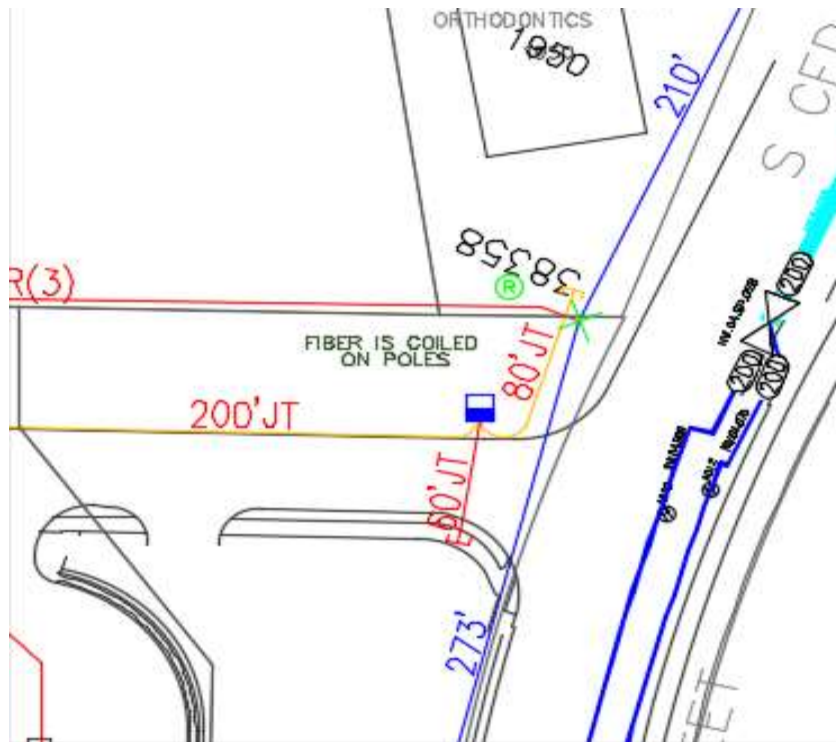
Sheath [NW.04.068](#)
 Count 36
 Starting Pole # 38358
 Starting Address 1950 S Cedar St
 Ending Address 1902 S Cedar St
 Footage 690



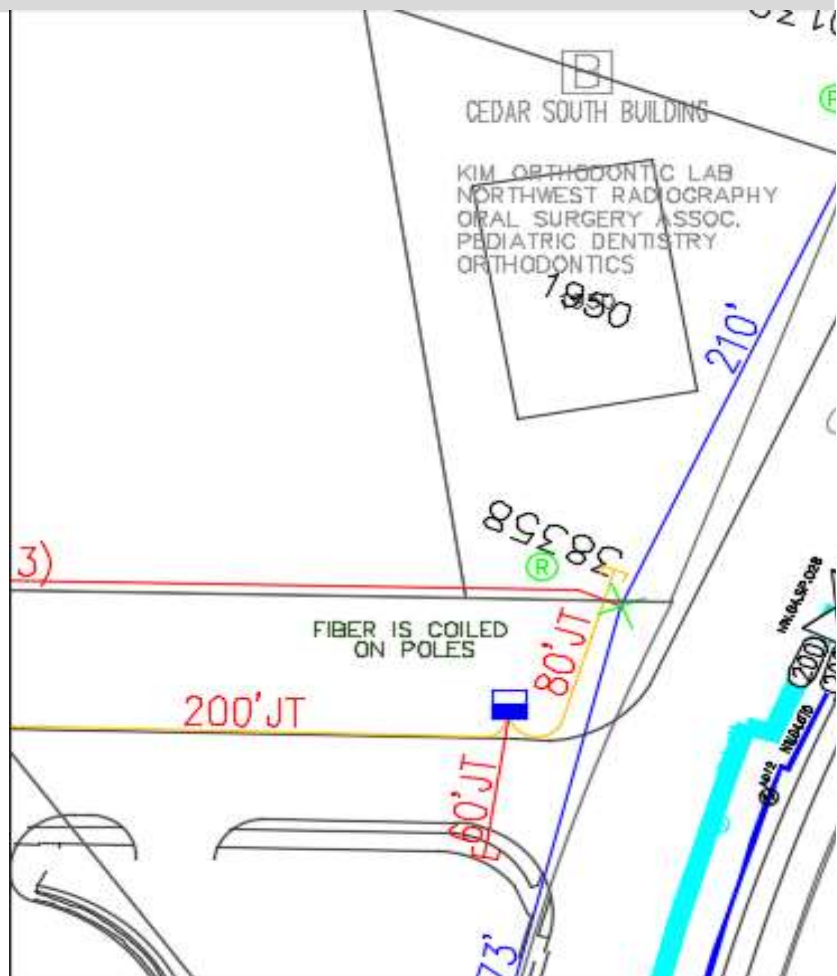




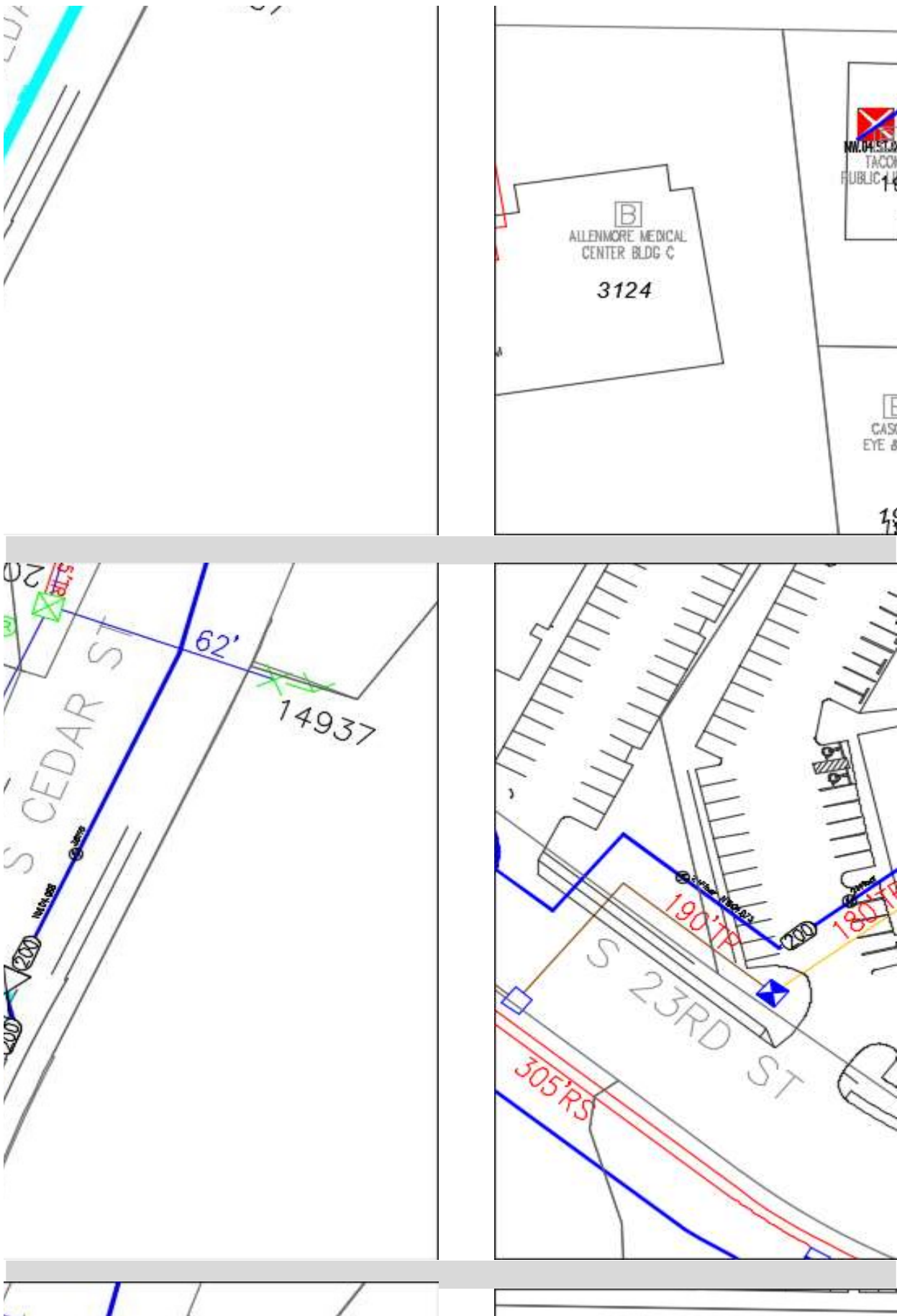
Notes

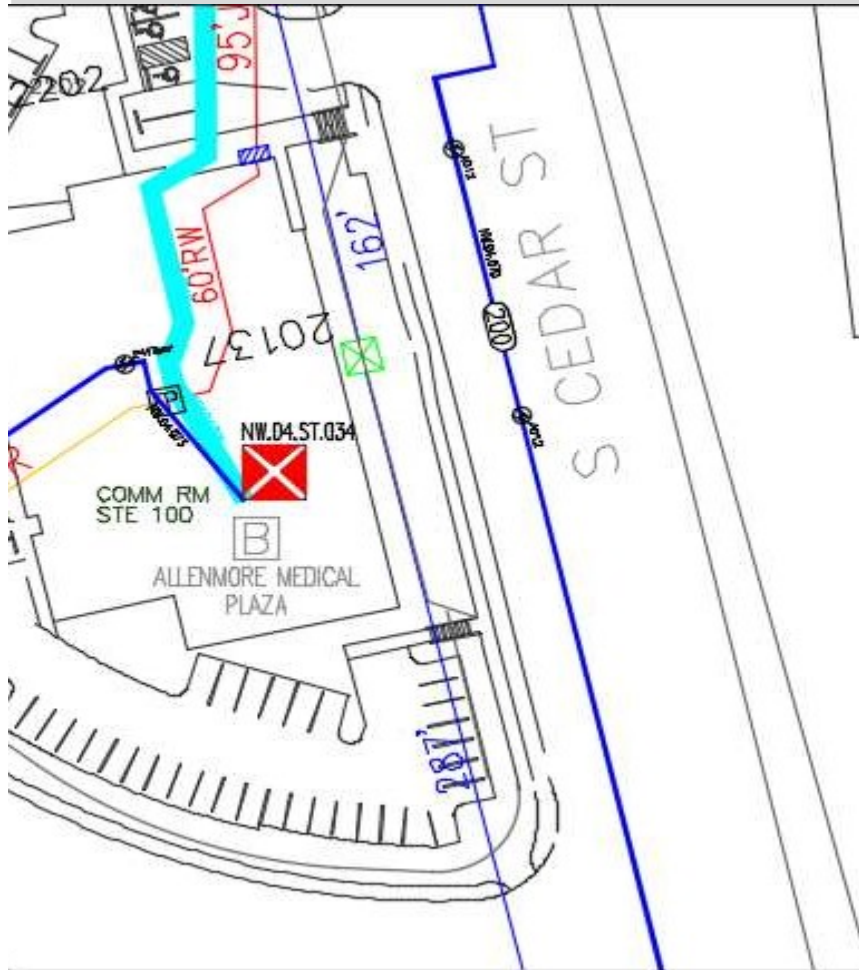


| | |
|------------------|---------------------------|
| Sheath | NW.04.069 |
| Count | 12 |
| Starting Pole # | 38358 |
| Starting Address | 1950 S Cedar ST |
| Ending Address | 2202 S Cedar St |
| Footage | 1634 |
| Notes | |



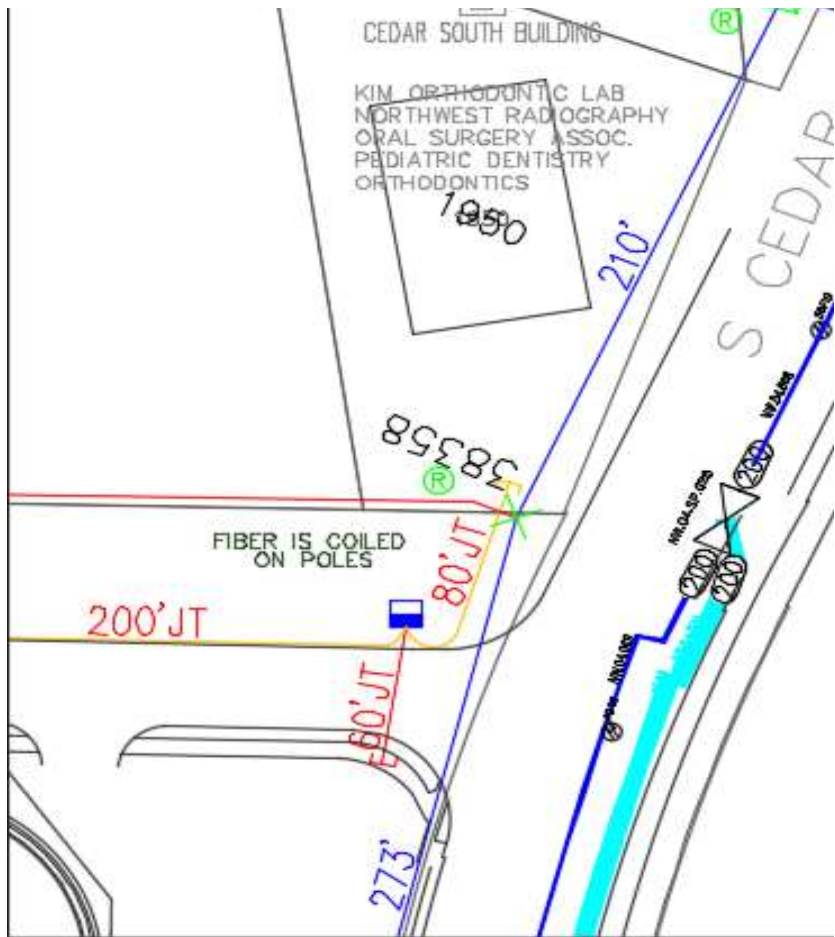
| | |
|--------|---------------------------|
| Sheath | NW.04.070 |
|--------|---------------------------|



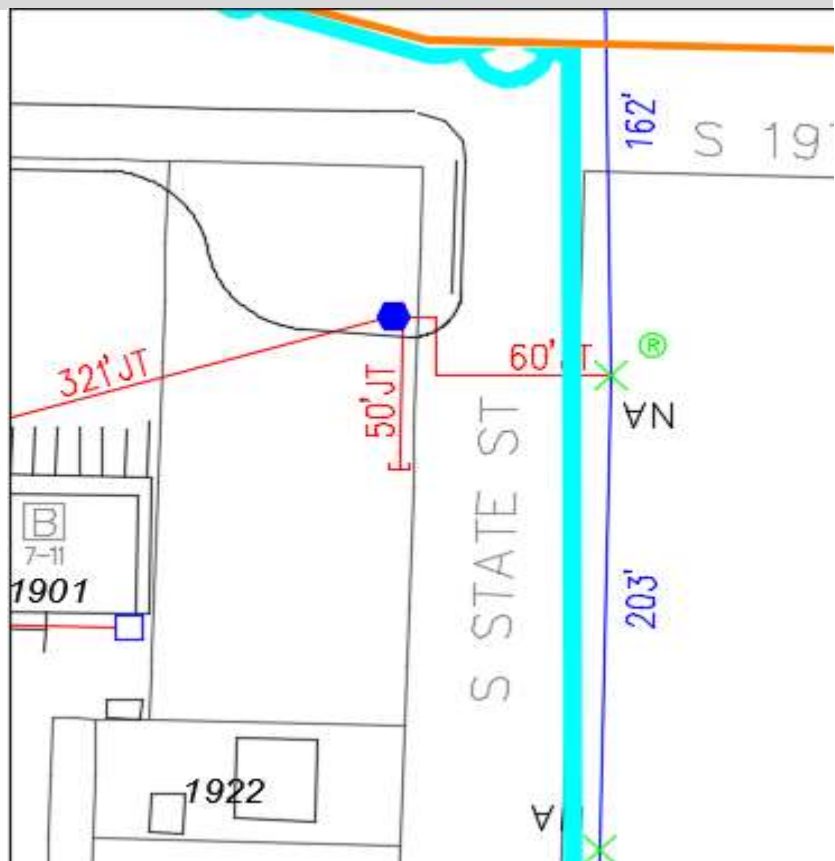


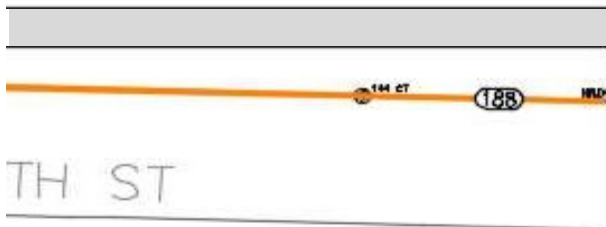
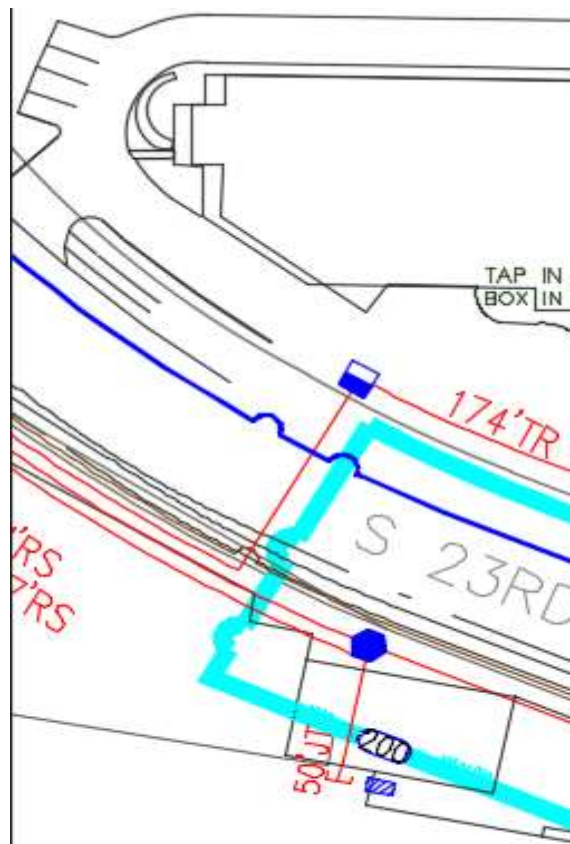
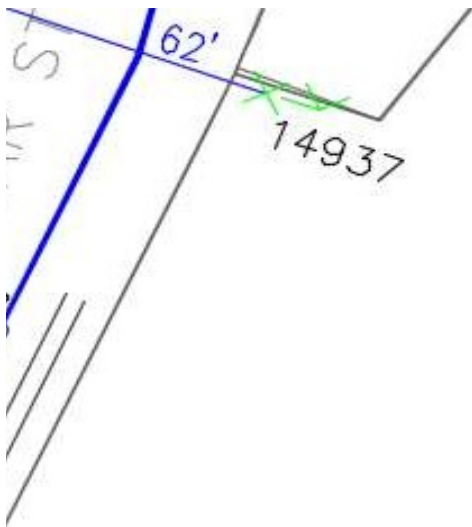
ALLENMORE TERRACE OFFICE PARK

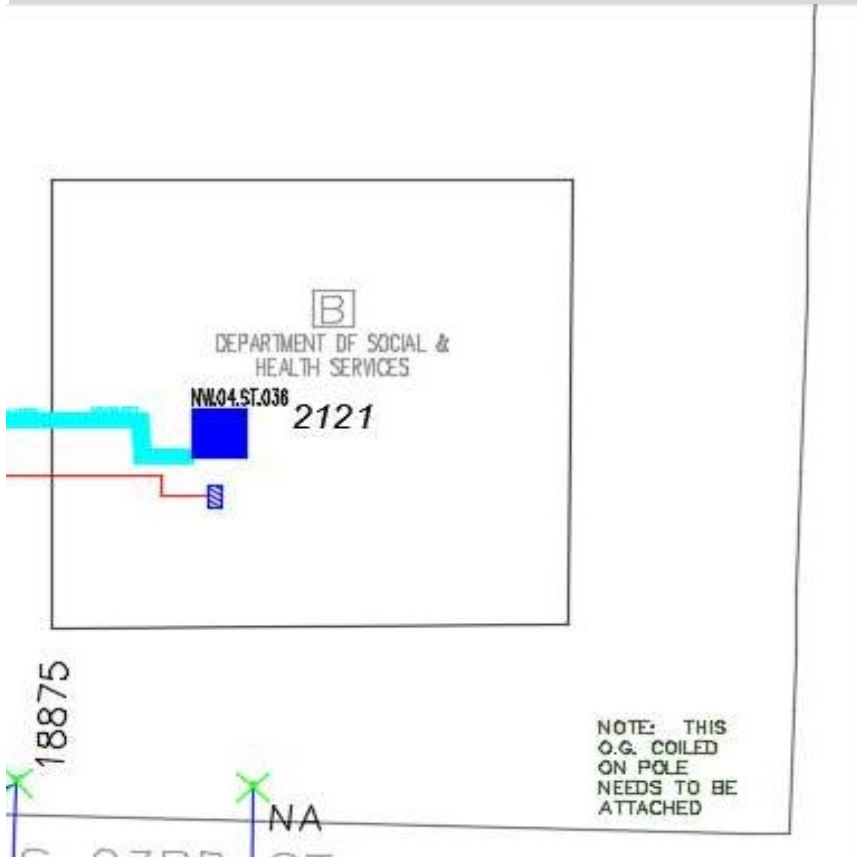
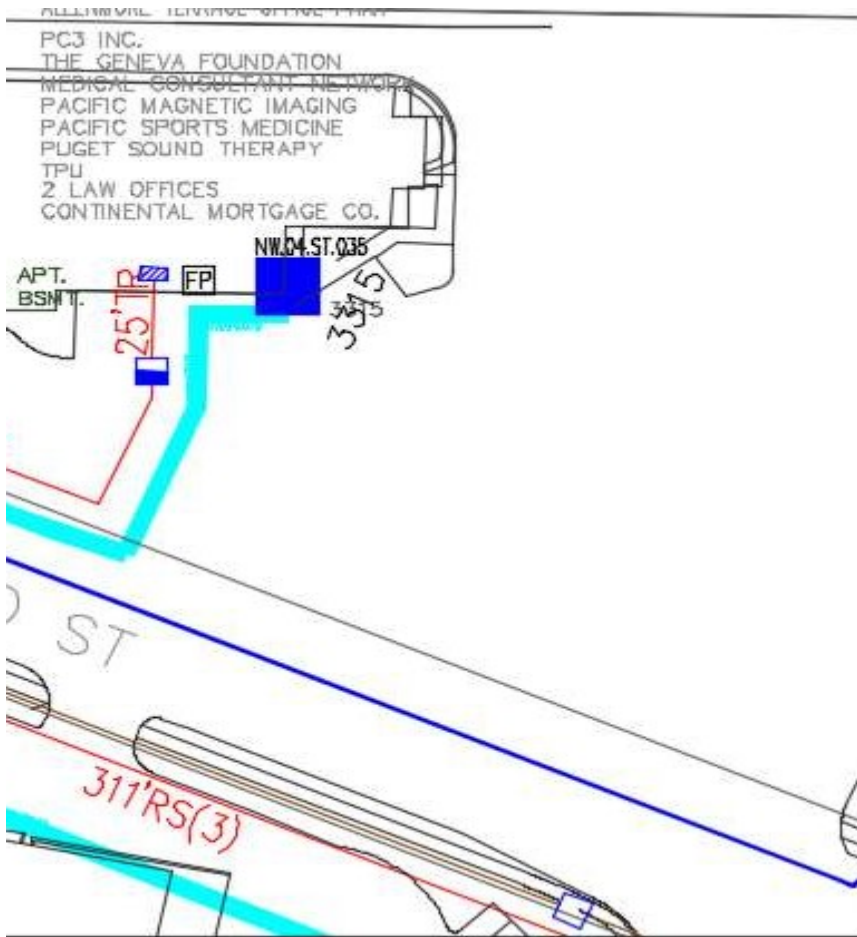
Count 12
 Starting Pole # 38358
 Starting Address 1950 S Cedar St
 Ending Address 3315 S 23rd St
 Footage 3816
 Notes



Sheath [NW.04.071](#)
 Count 12
 Starting Pole # NA
 Starting Address 1949 S State St
 Ending Address 2121 S State St
 Footage 1090
 Notes



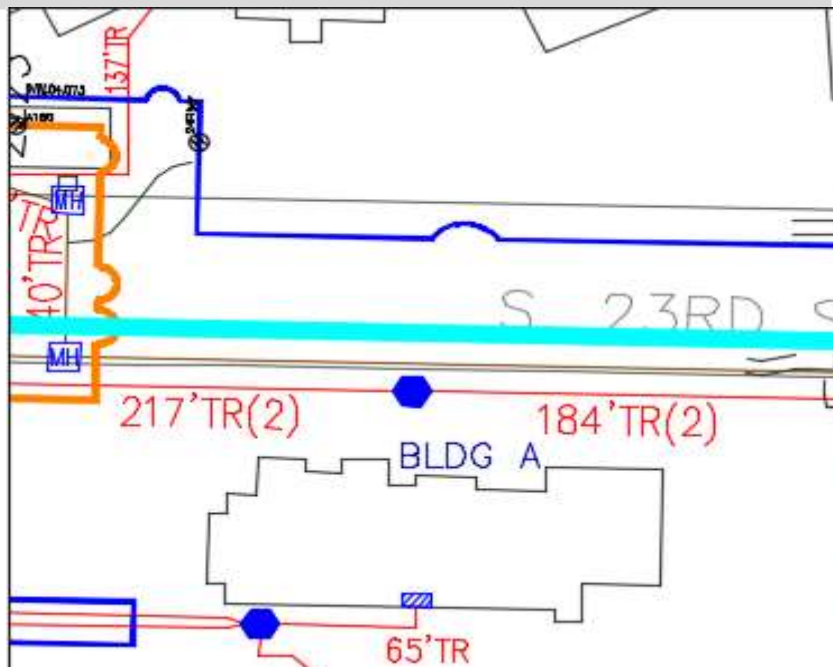


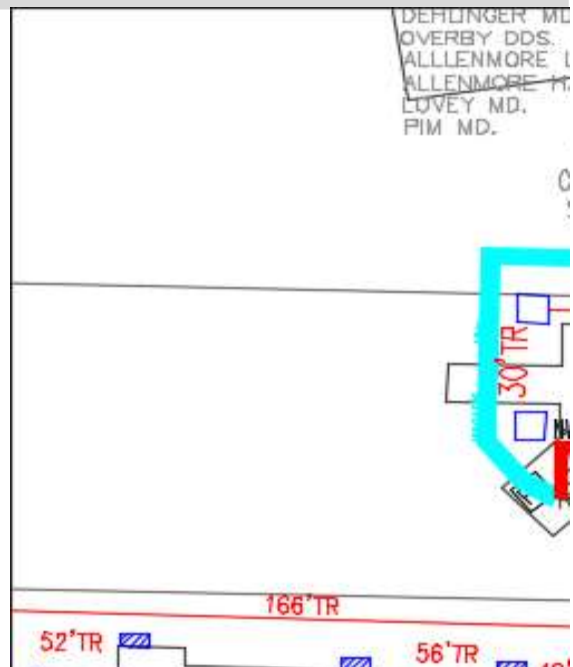
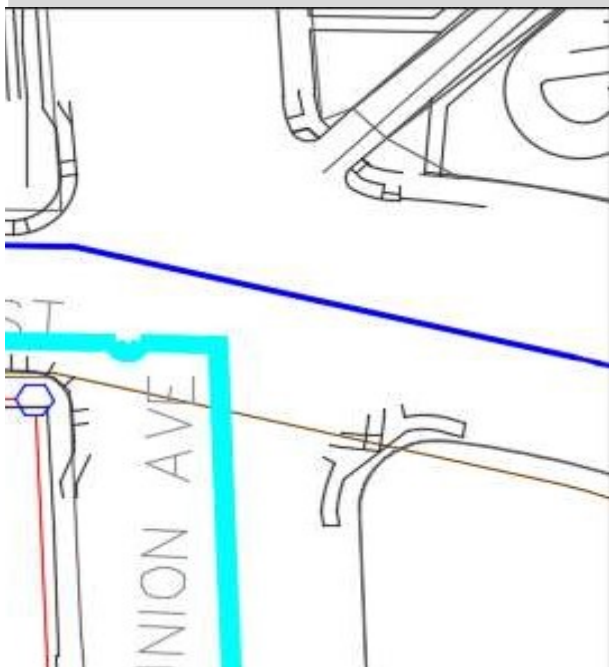


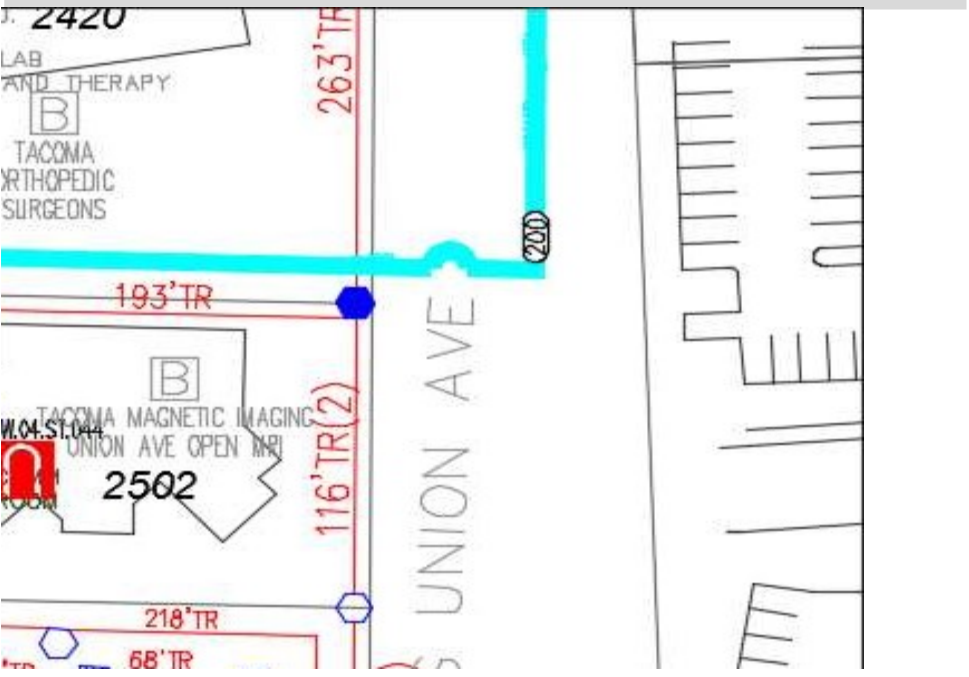

Sheath NW.04.072
 Count 12
 Starting Pole # 20126
 Starting Address 1902 S Cedar St
 Ending Address
 Footage 53
 Notes

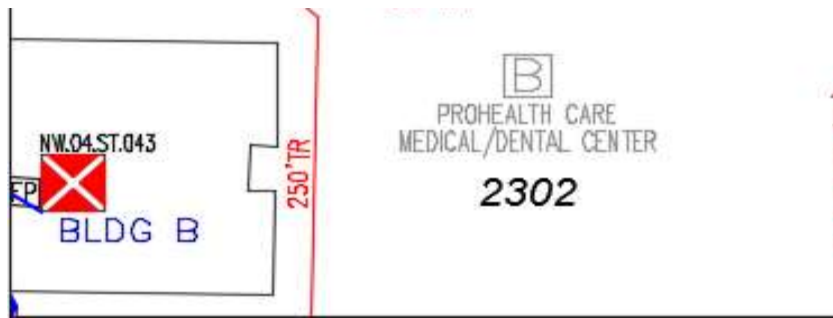


Sheath [NW.04.073](#)
 Count 24
 Starting Pole # UG
 Starting Address 2302 Union Ave
 Ending Address 2502 S Union Ave
 Footage 1121
 Notes

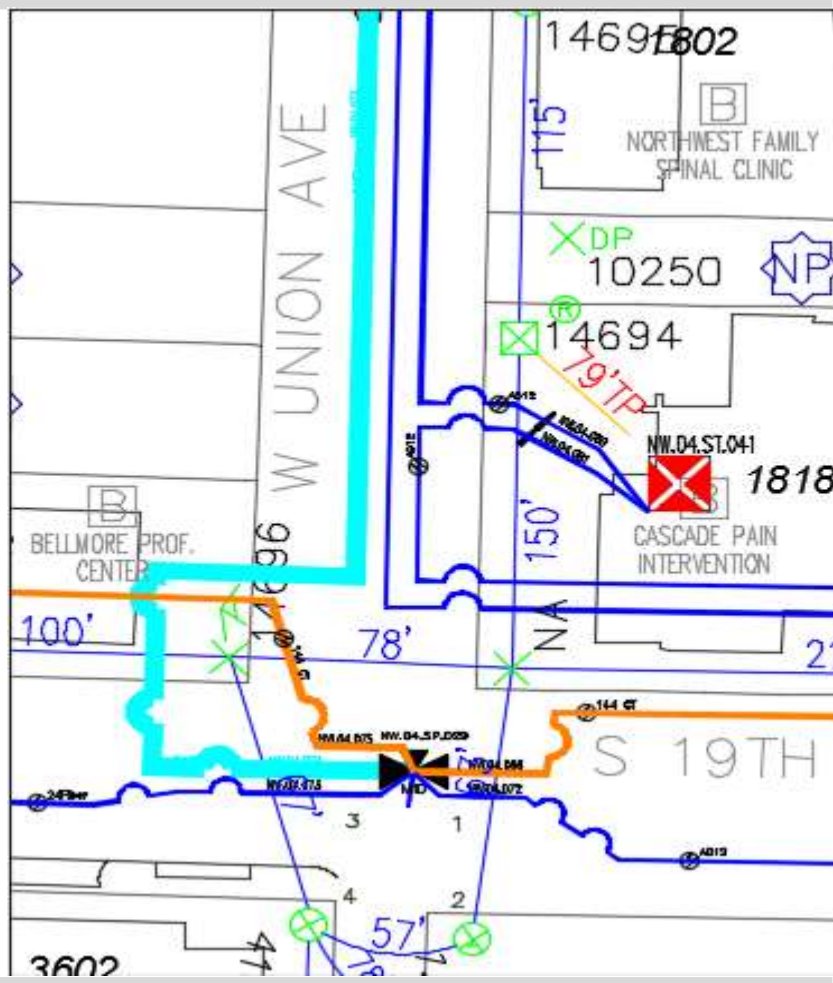




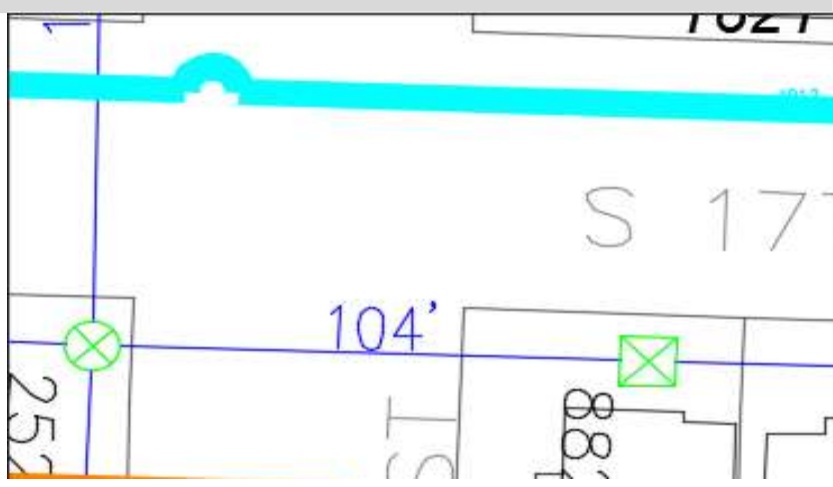


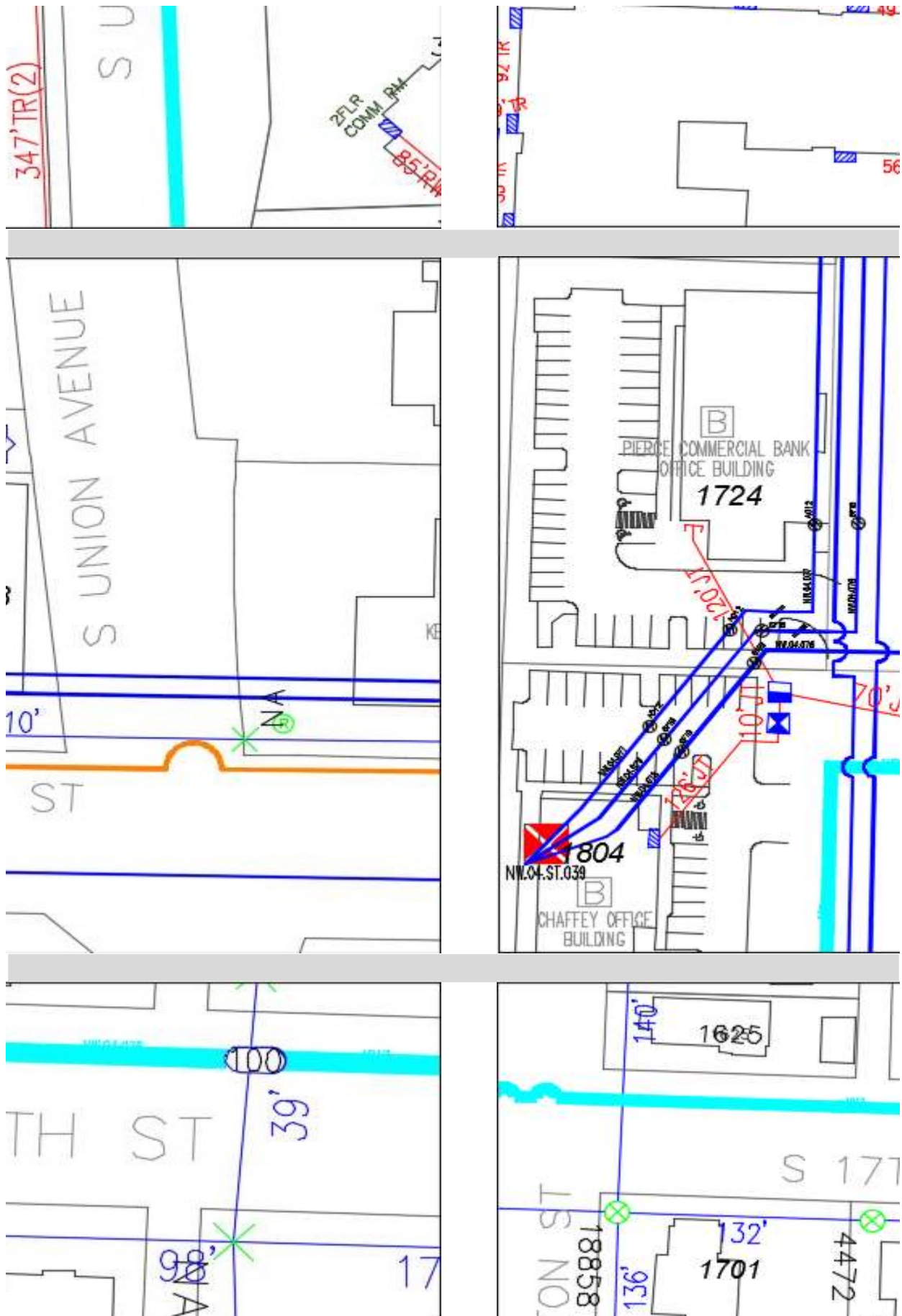


Sheath [NW.04.074](#)
 Count 24
 Starting Pole # 14694
 Starting Address 1818 S Union Ave
 Ending Address 1722 S Union Ave
 Footage 348
 Notes

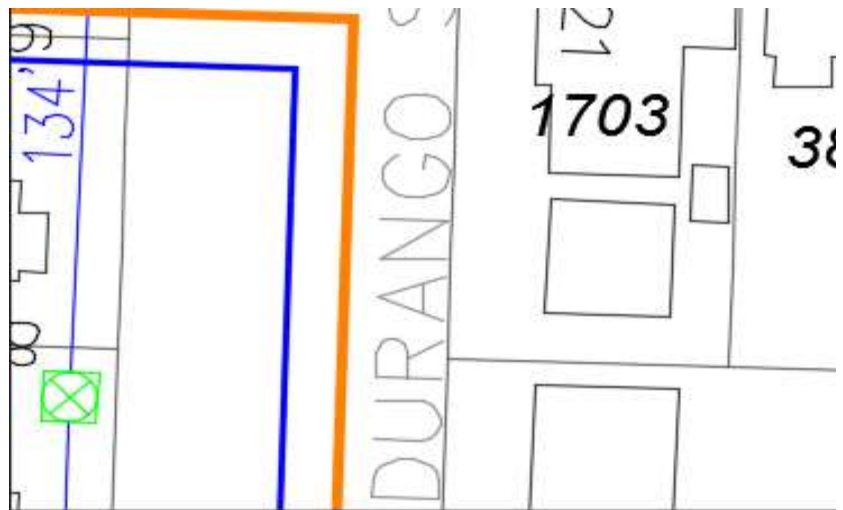


Sheath [NW.04.076](#)
 Count 12
 Starting Pole # 8821
 Starting Address 1703 S Durango St
 Ending Address 3610 S 17th St
 Footage 1180
 Notes

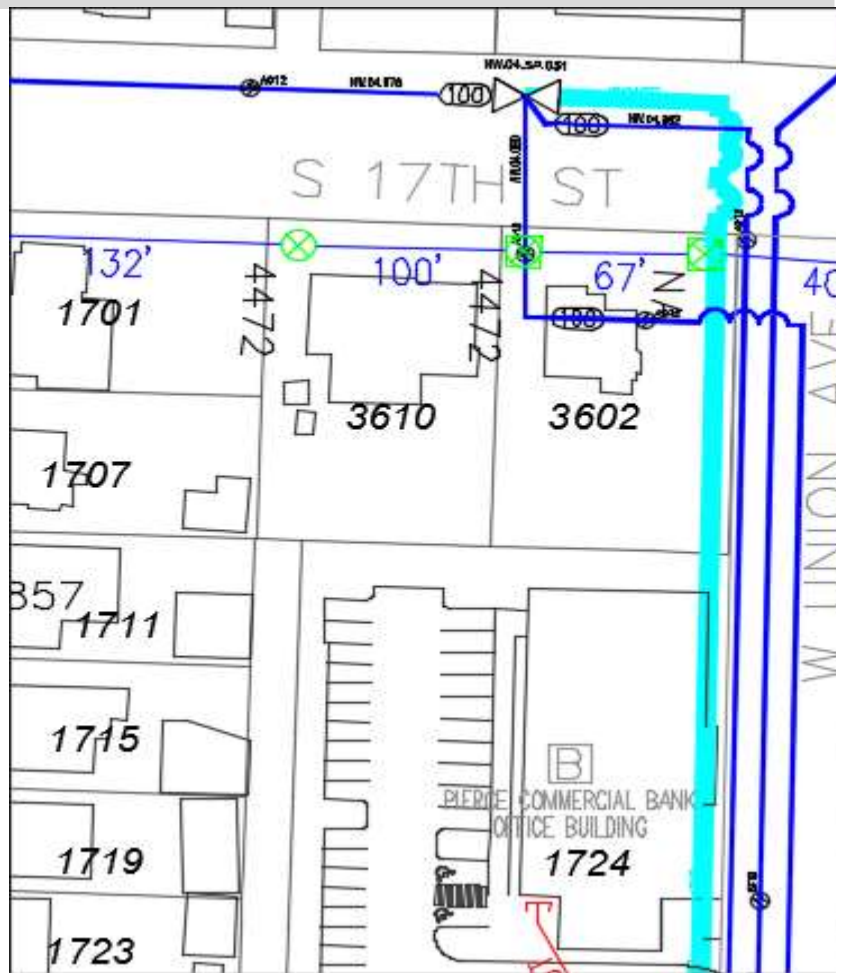







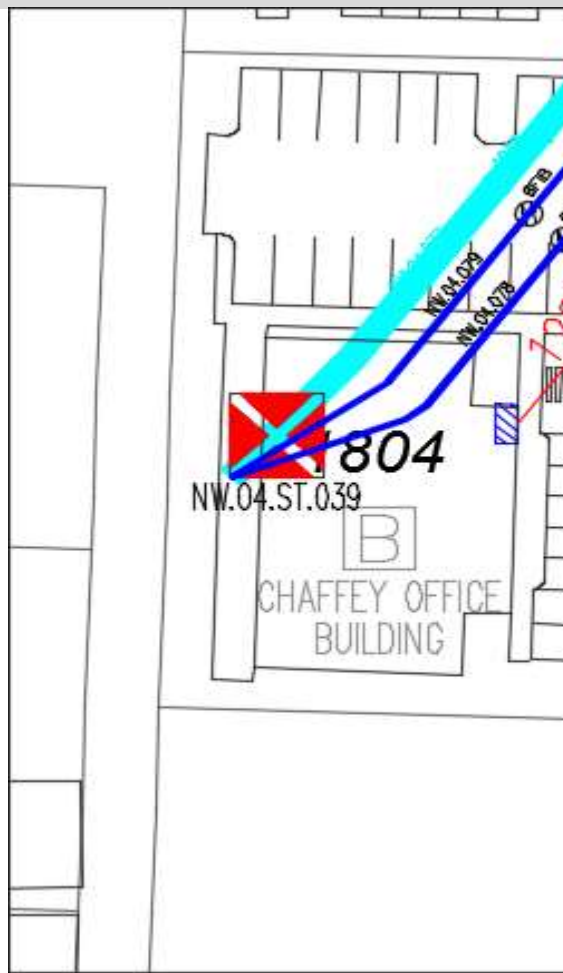
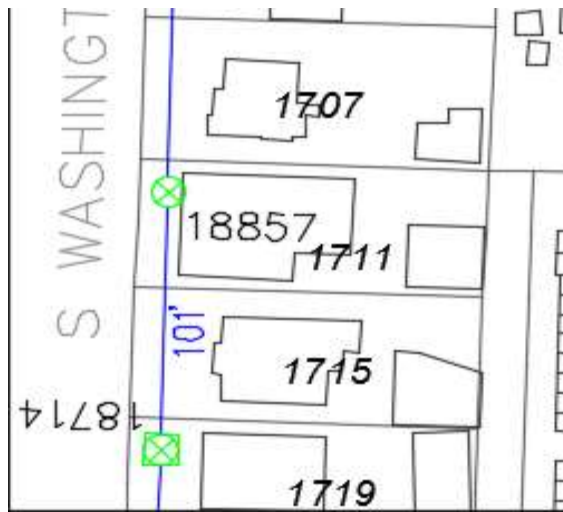
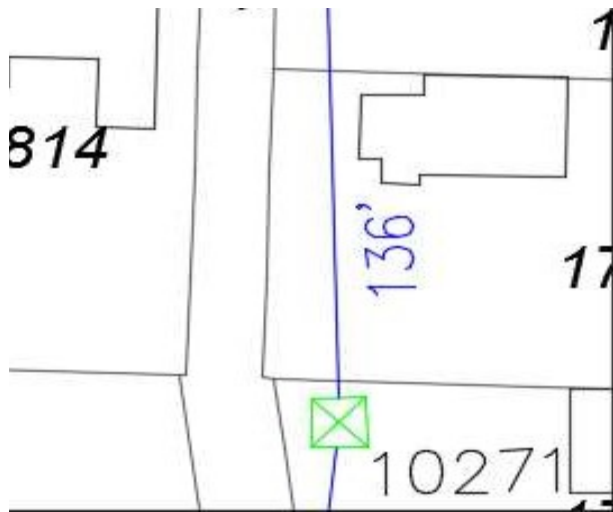


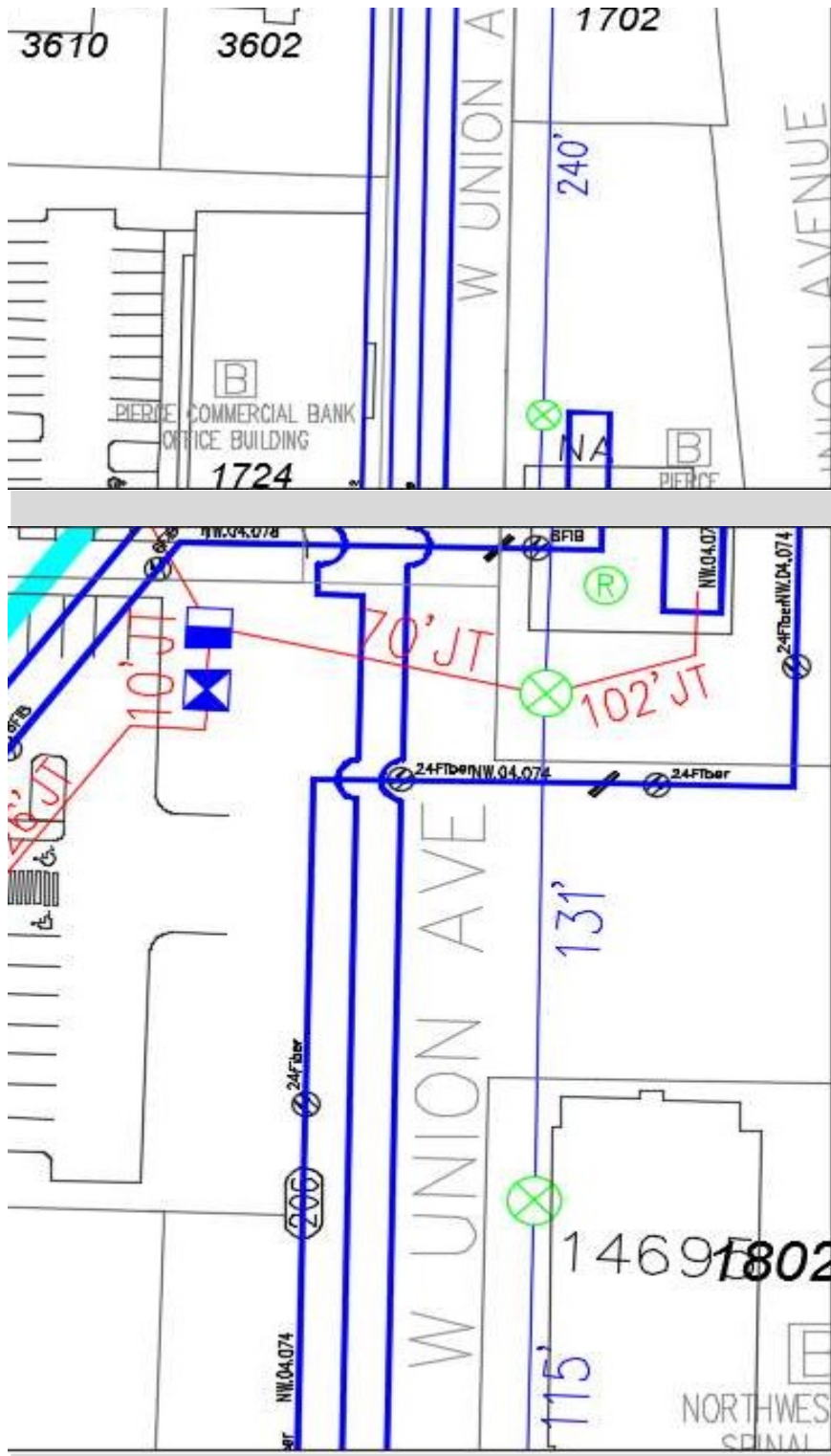
Sheath [NW.04.077](#)
 Count 12
 Starting Pole # NA
 Starting Address 1702 S Union Ave
 Ending Address 1802 W Union Ave
 Footage 824
 Notes



Sheath NW.04.078
 Count 6
 Starting Pole # UG
 Starting Address 1804 W Union Ave
 Ending Address 1722 S Union Ave
 Footage 396
 Notes

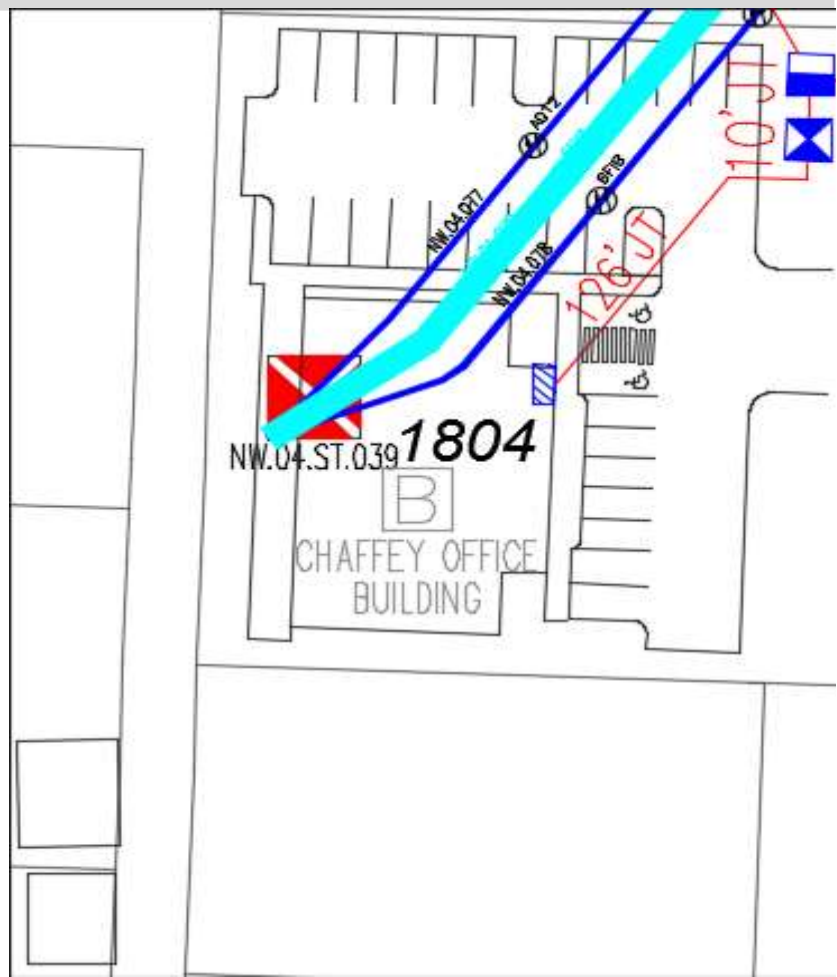




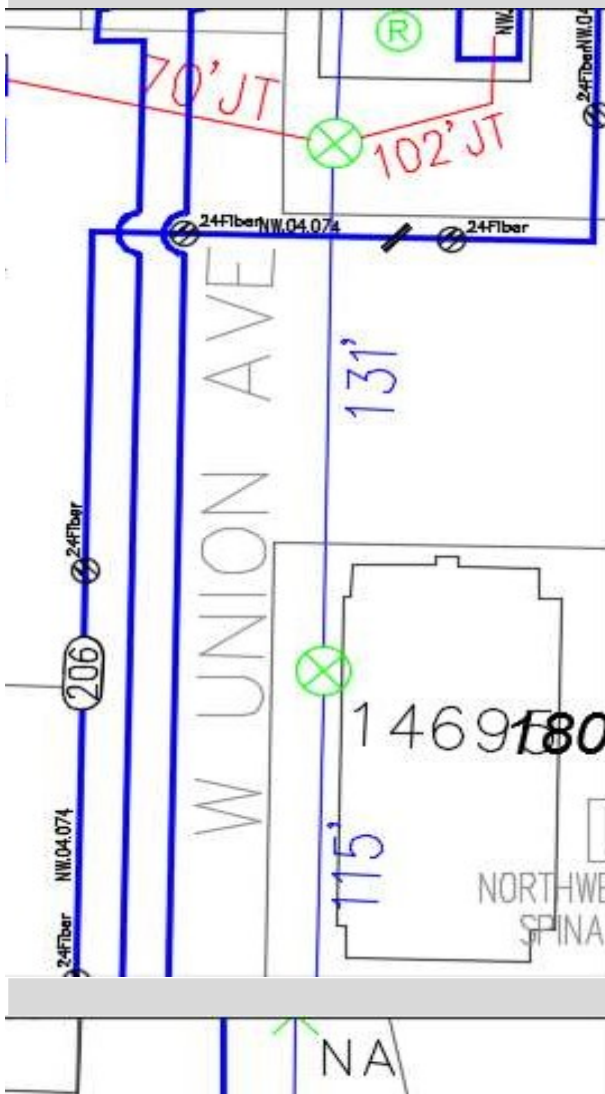


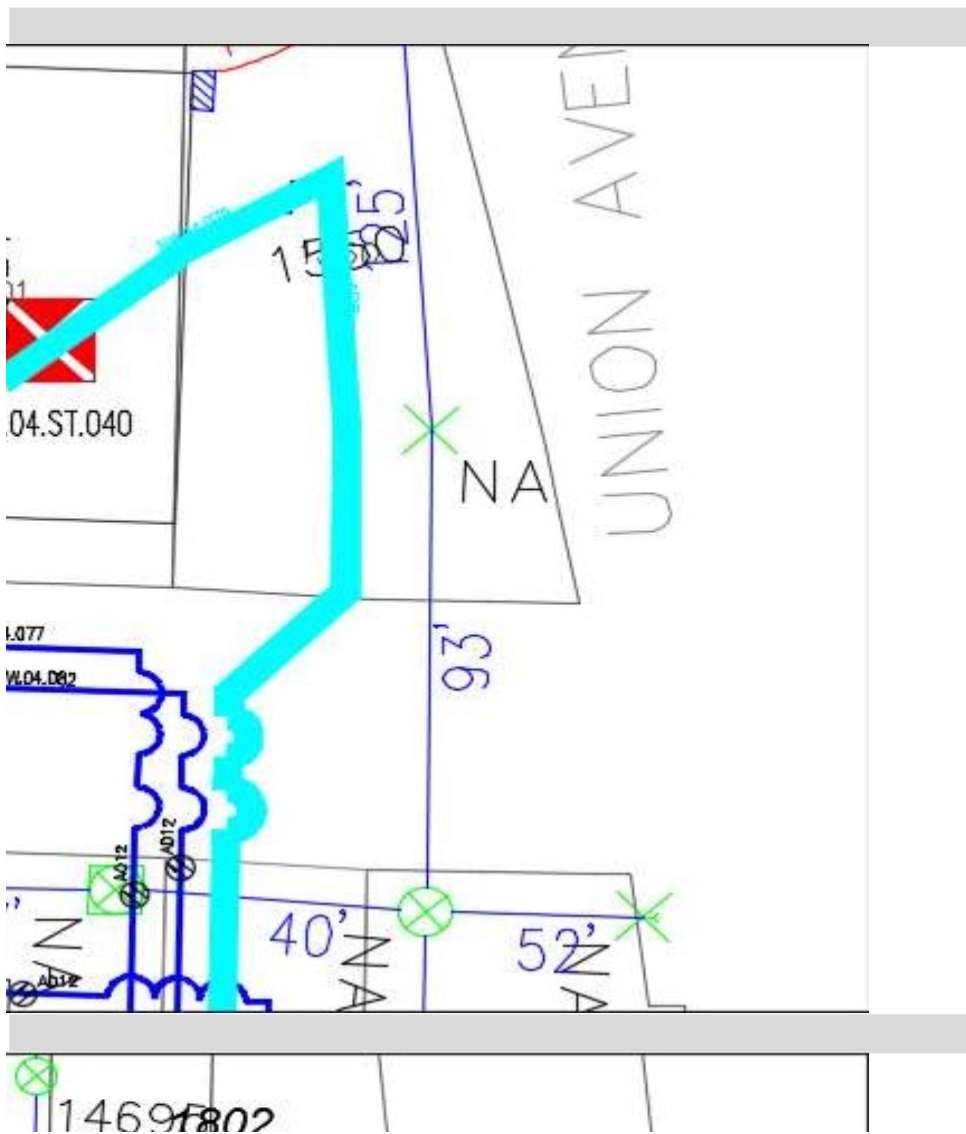


| | |
|------------------|---------------------------|
| Sheath | NW.04.079 |
| Count | 6 |
| Starting Pole # | UG |
| Starting Address | 1804 W Union Ave |
| Ending Address | 1550 Union Ave S |
| Footage | 923 |
| Notes | |

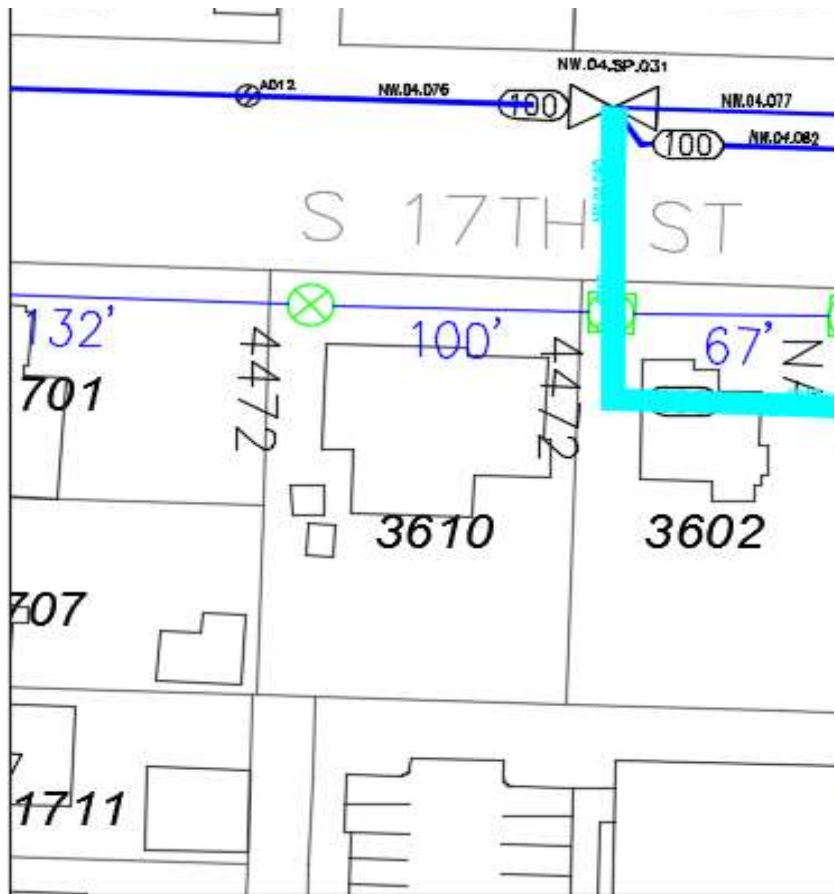


| | |
|--------|---------------------------|
| Sheath | NW.04.080 |
| Count | 12 |

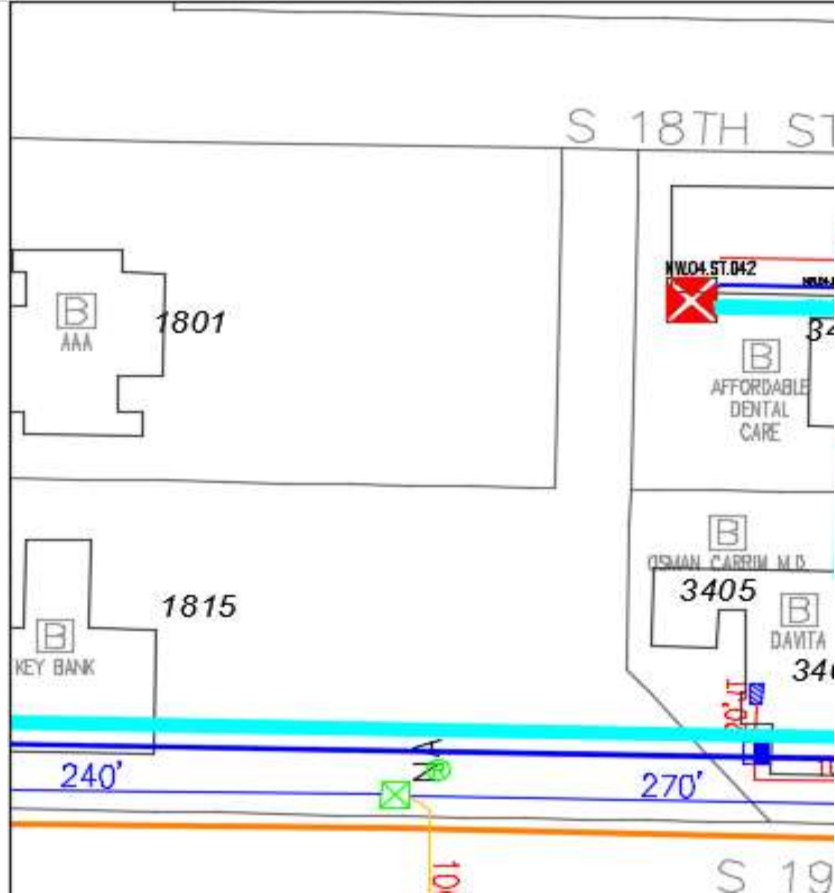


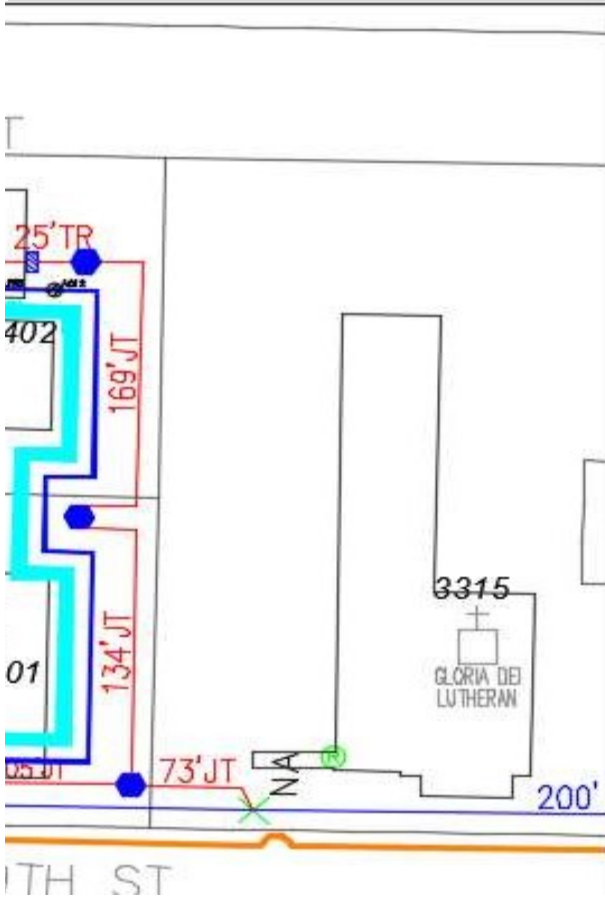
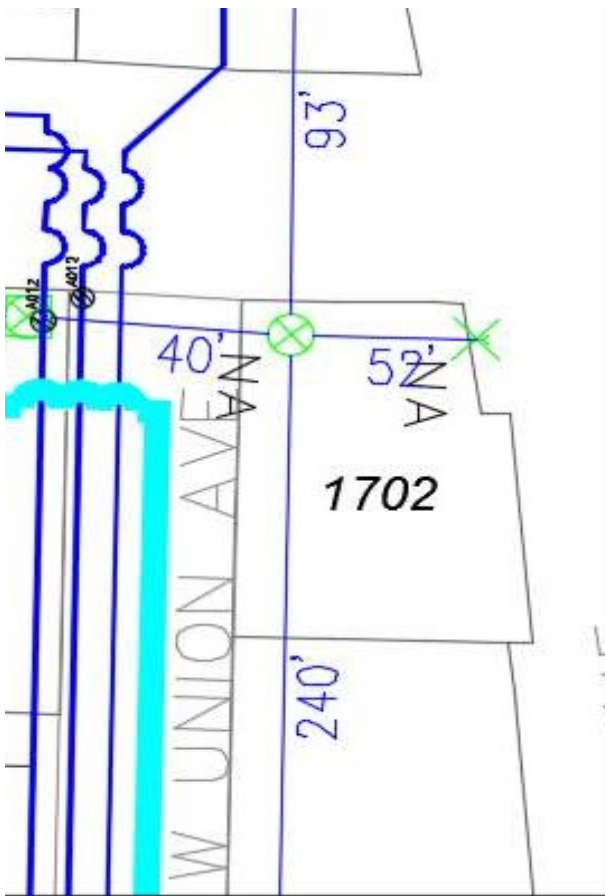


Starting Pole # 4472
 Starting Address 3602 S 17th St
 Ending Address 1818 Union Ave S
 Footage 936
 Notes

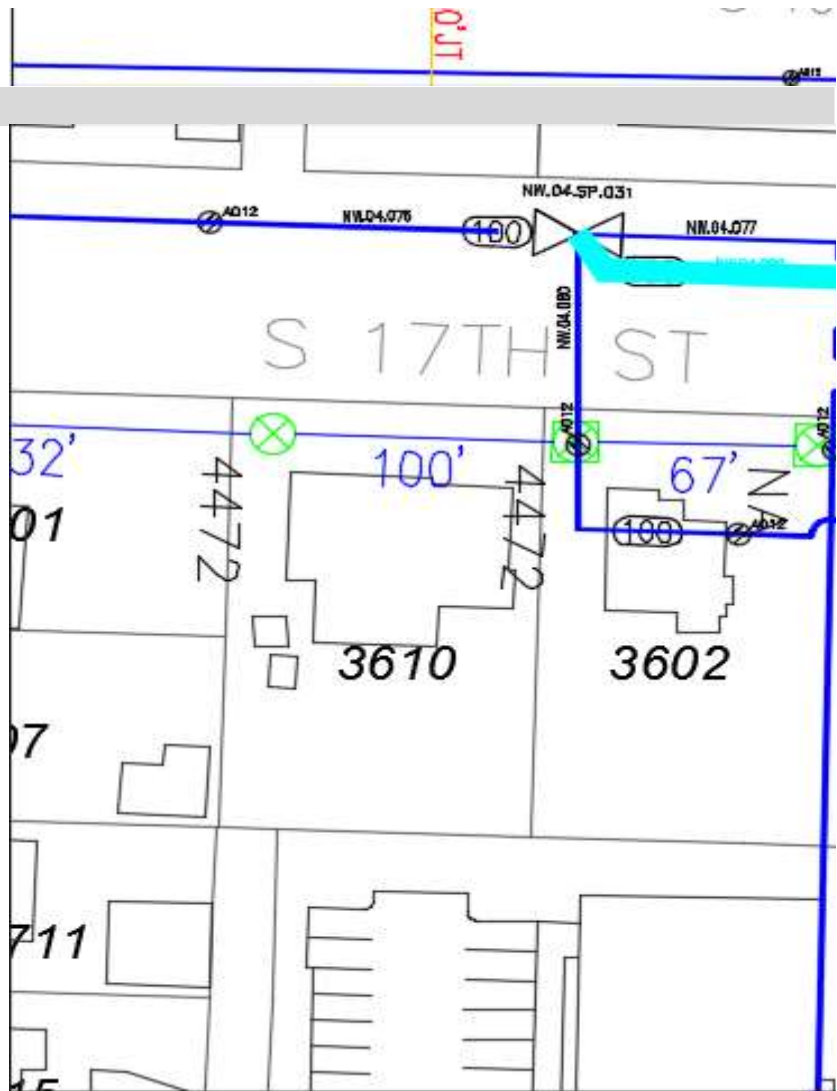


Sheath NW.04.081
 Count 12
 Starting Pole # UG
 Starting Address 3402 S 18th St
 Ending Address 328
 Footage 328
 Notes

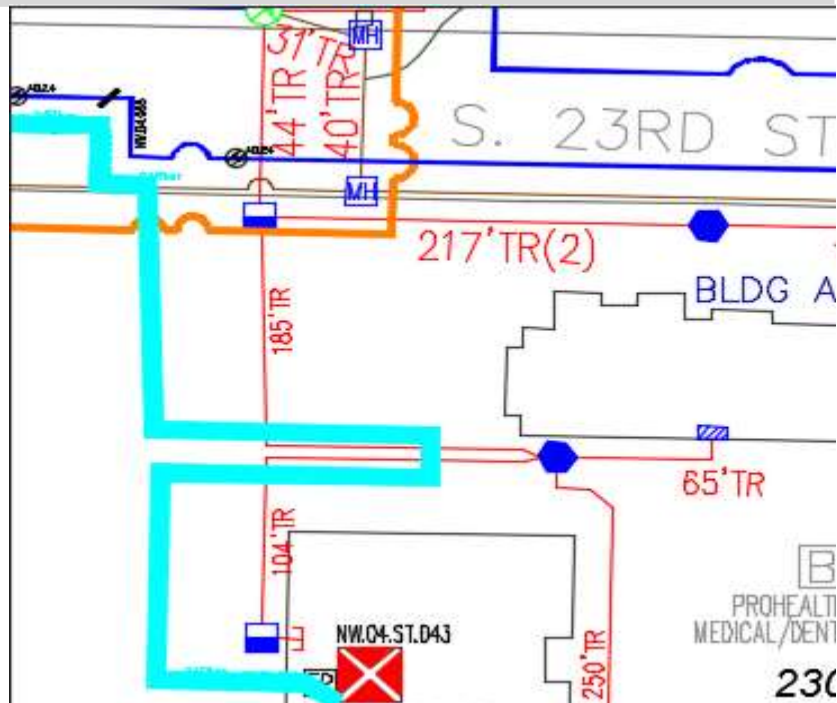


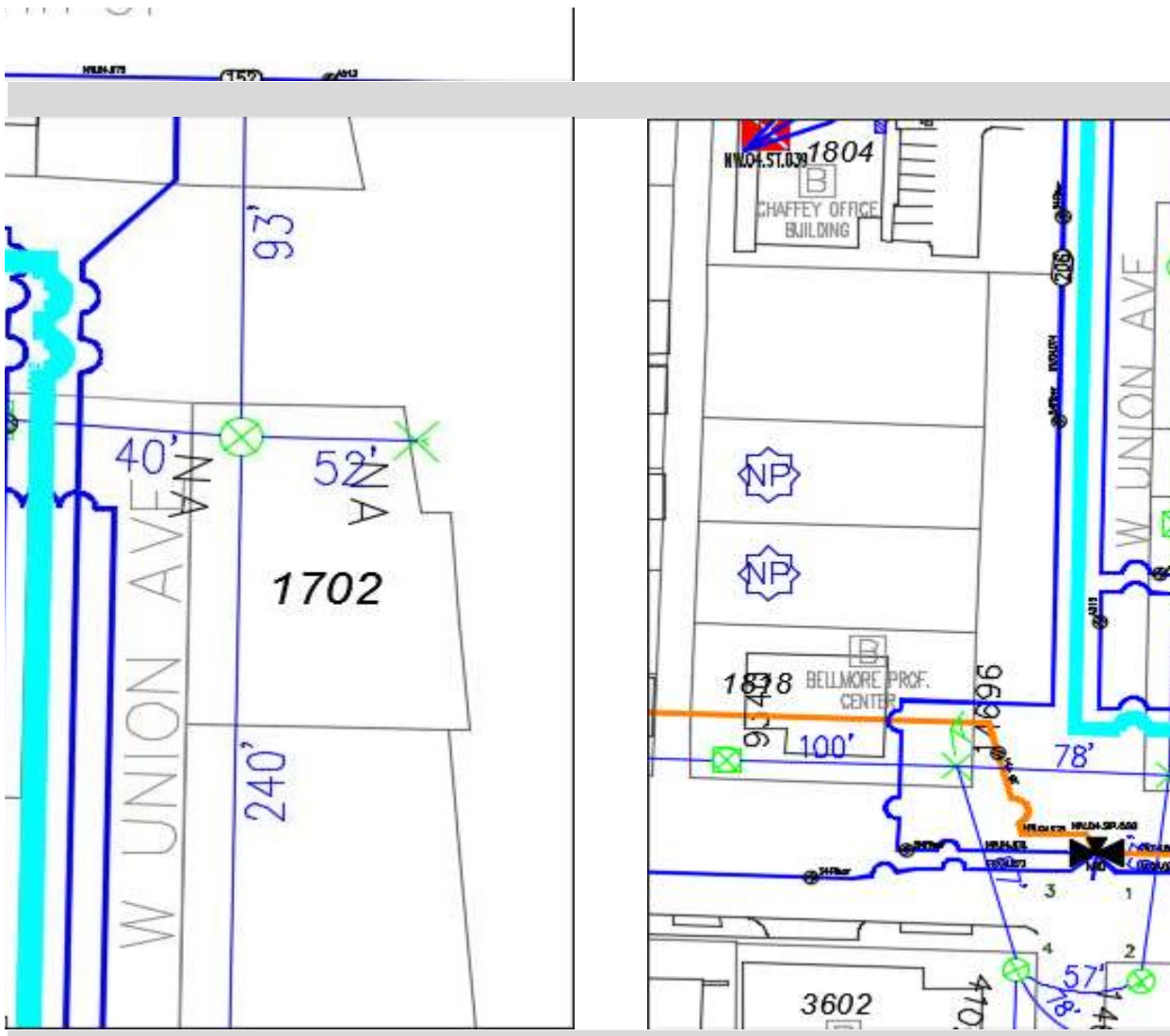


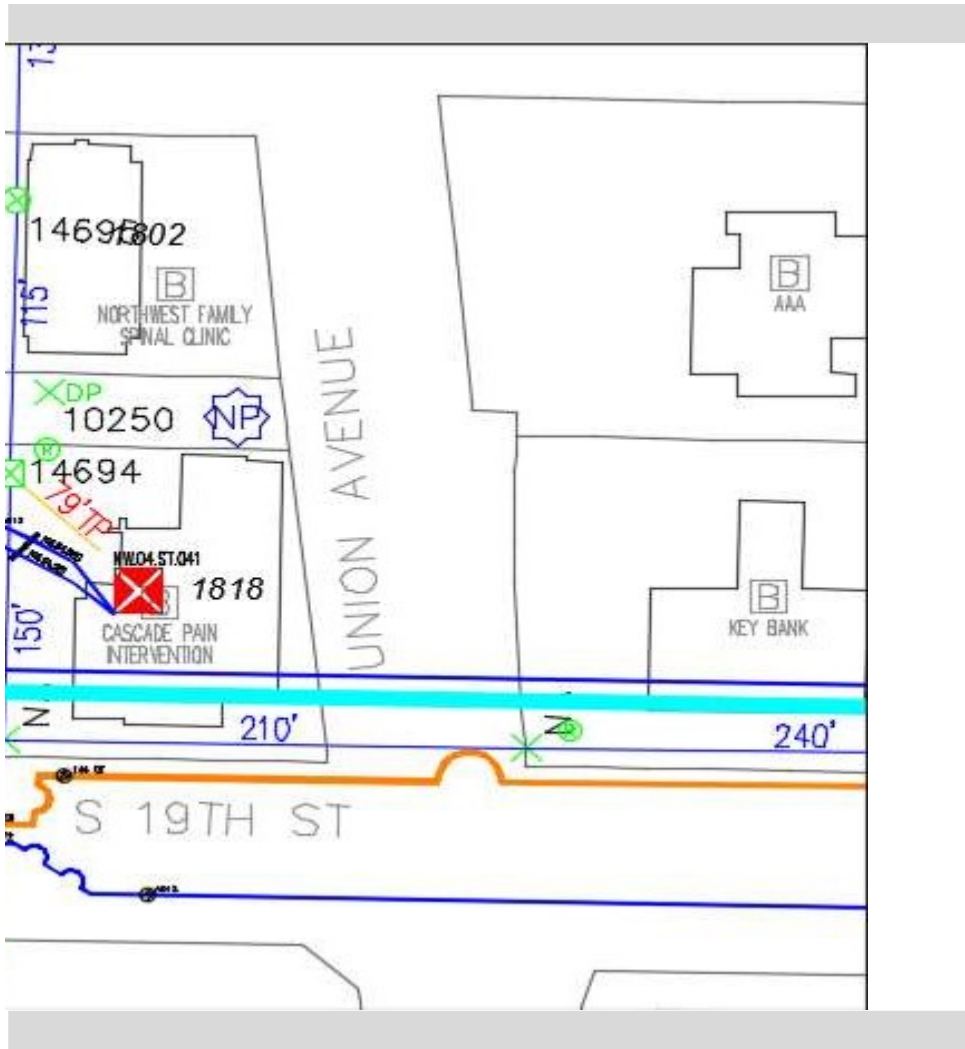
Sheath [NW.04.082](#)
 Count 12
 Starting Pole # 4472
 Starting Address 3602 S 17th St
 Ending Address 1818 Union Ave S
 Footage 936
 Notes



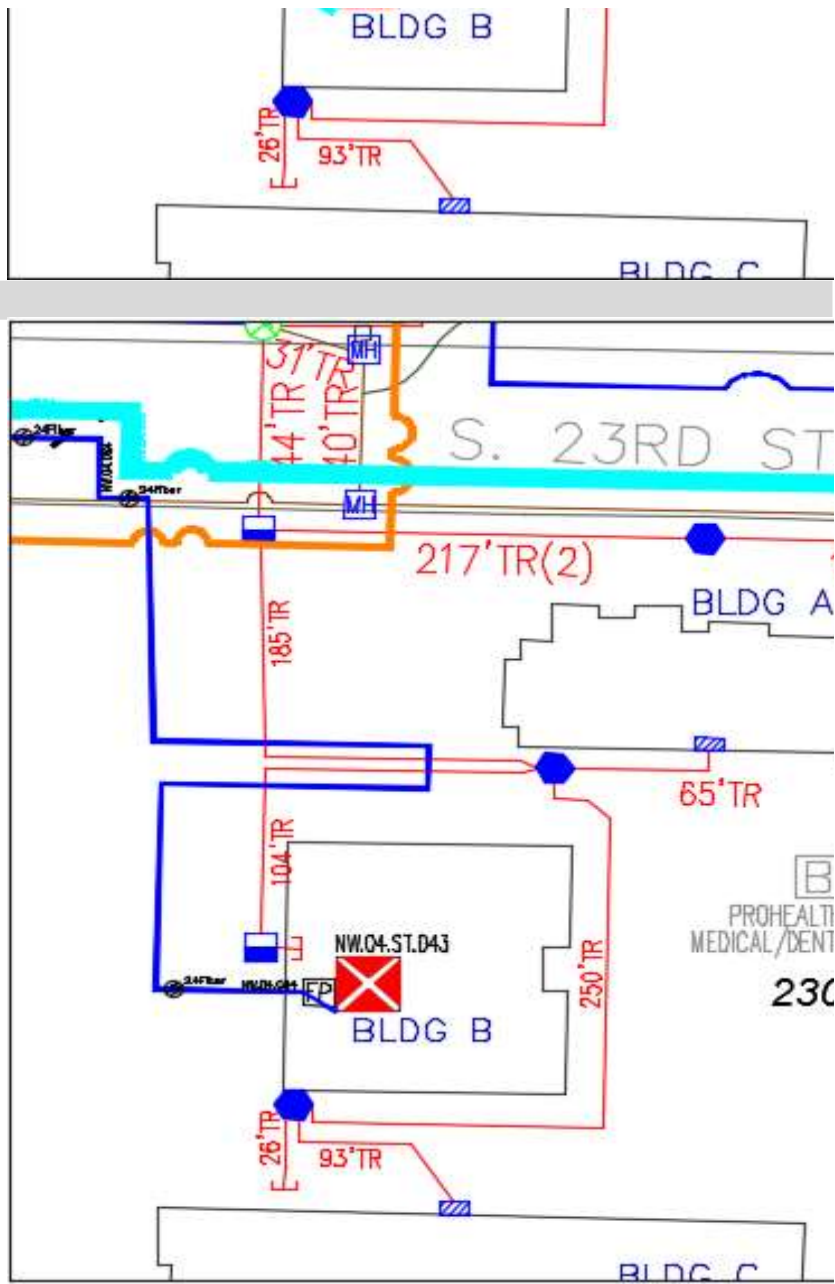
Sheath NW.04.084
 Count 24
 Starting Pole # UG
 Starting Address 2302 Union Ave S
 Ending Address 289
 Footage 289
 Notes





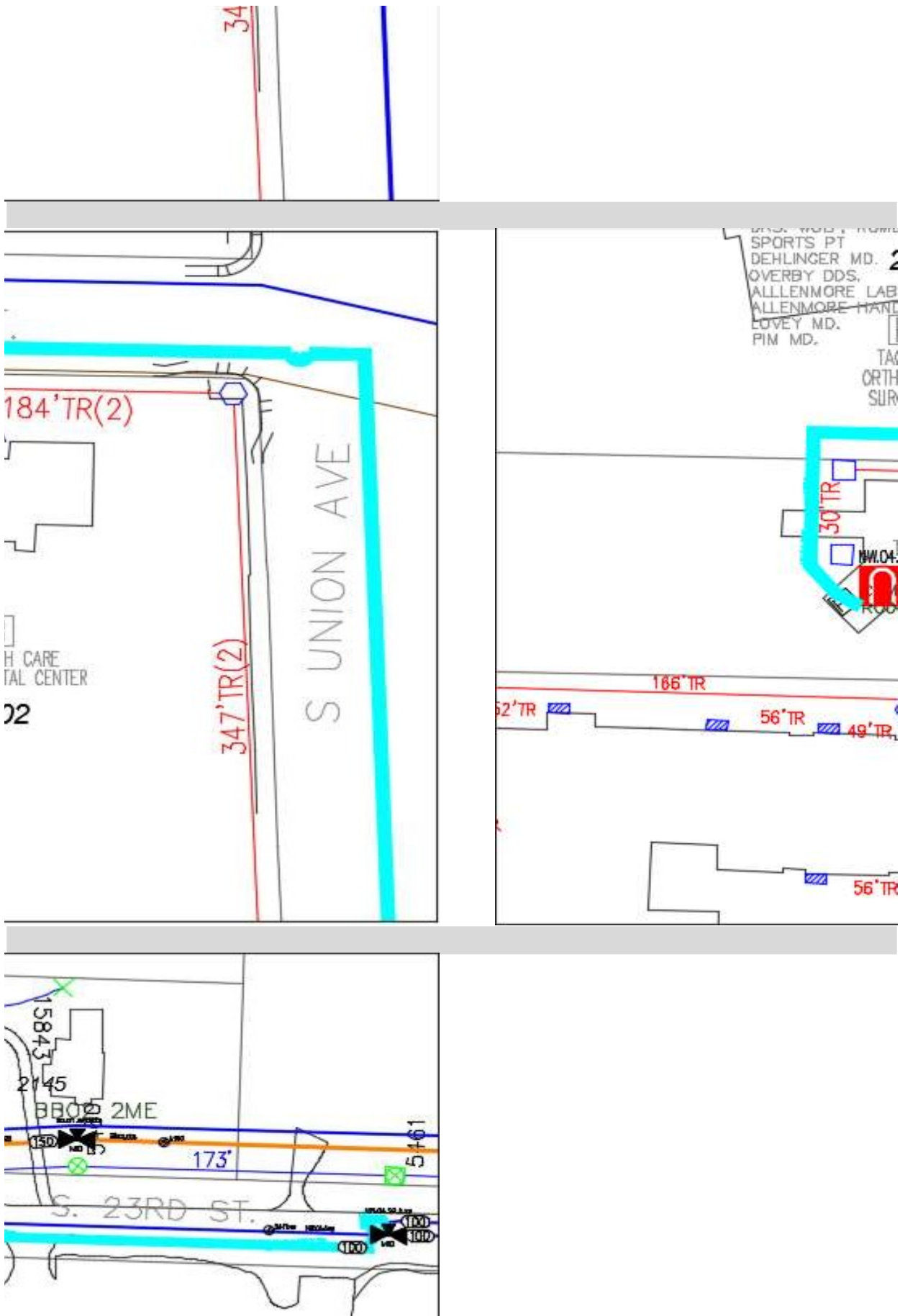


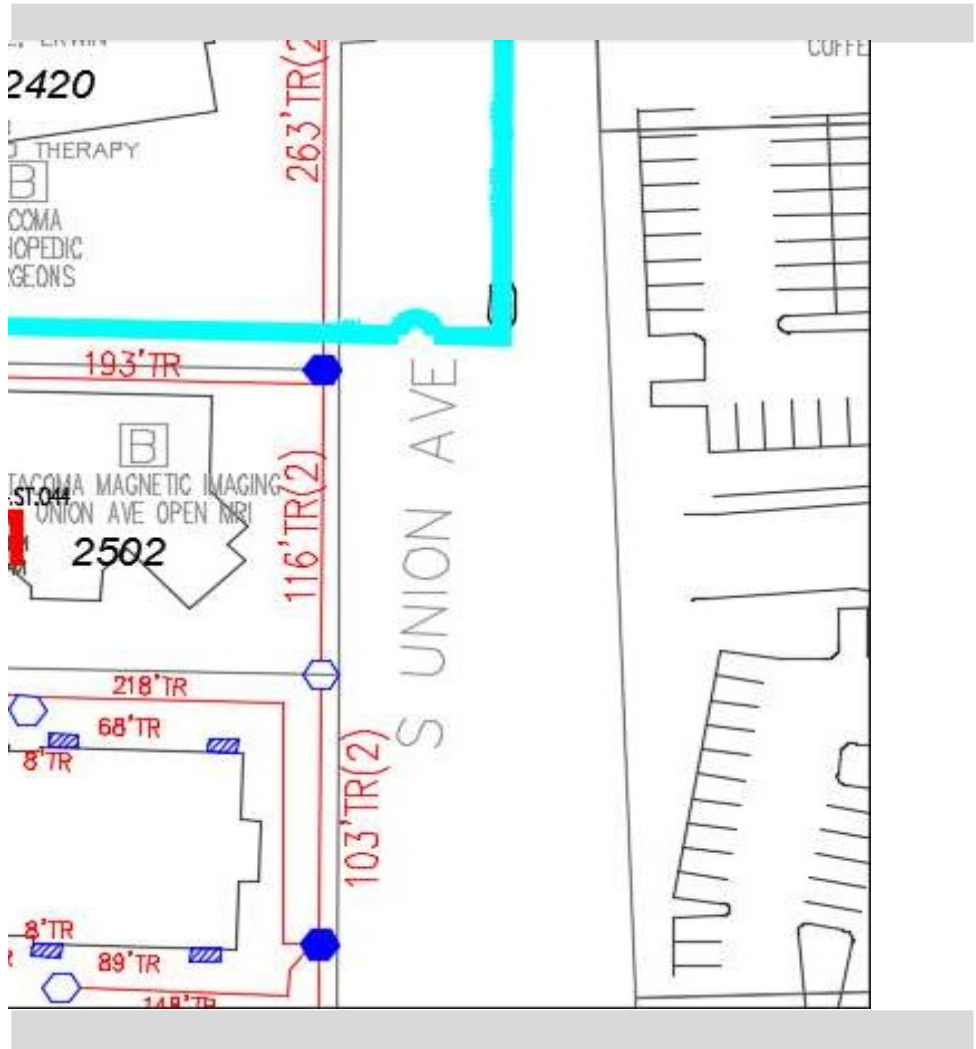
Sheath [NW.04.085](#)
 Count 24
 Starting Pole # UG
 Starting Address 2302 Union Ave S
 Ending Address 2502 S Union Ave
 Footage 1606
 Notes

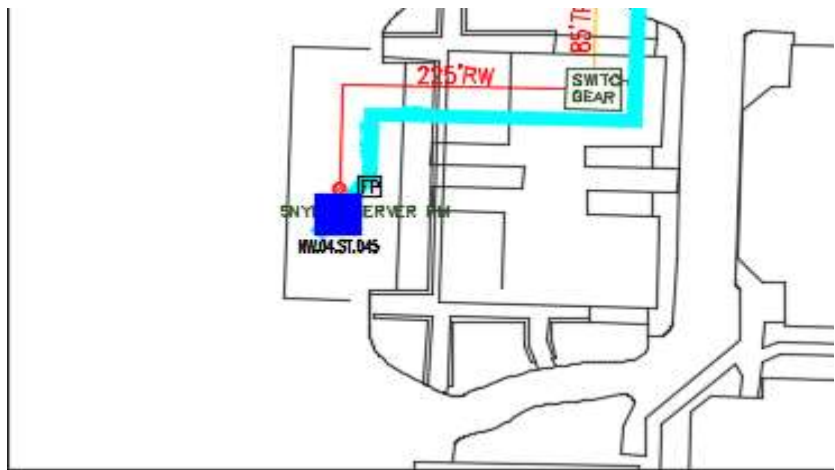


Sheath [NW.04.086](#)
 Count 24
 Starting Pole # 18291
 Starting Address 2300 S Washington St
 Ending Address
 Footage 345
 Notes

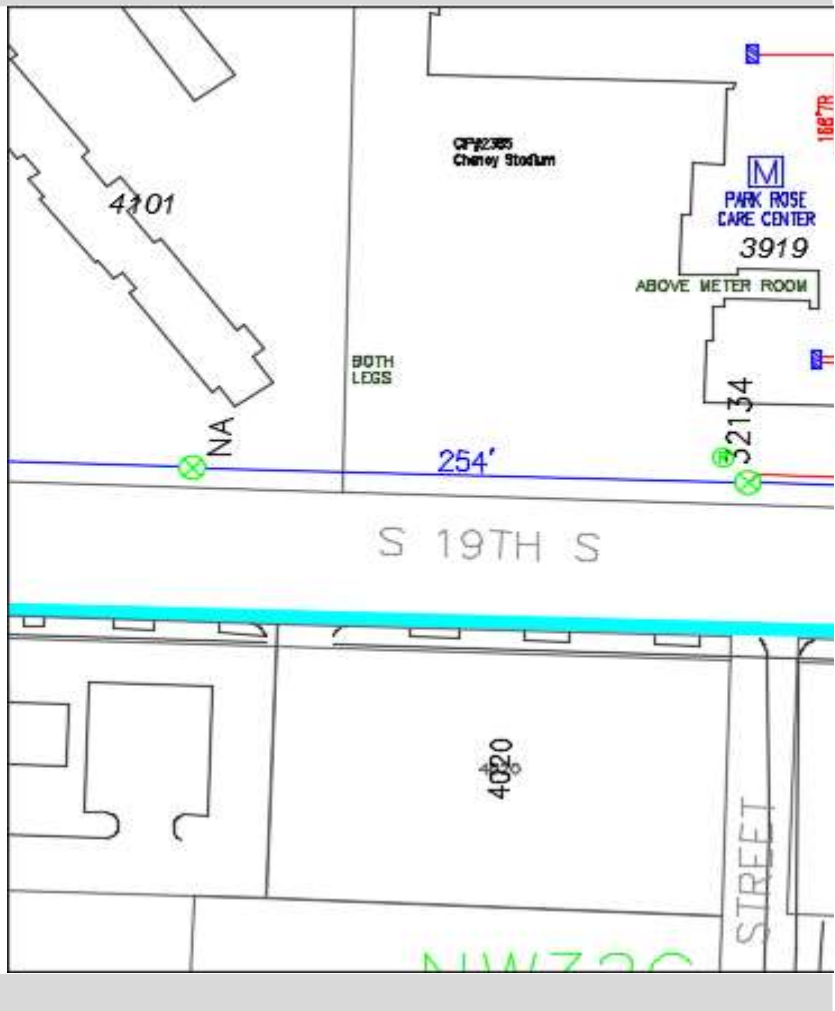




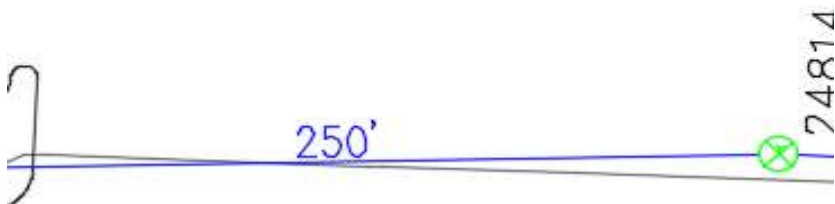


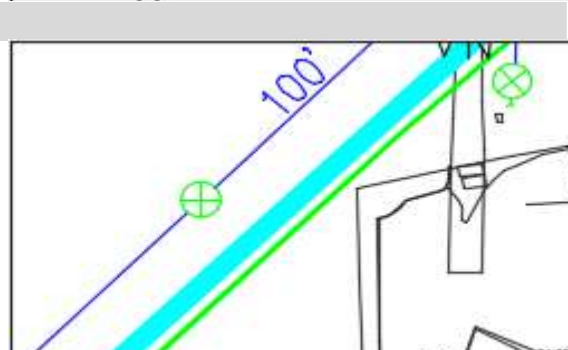
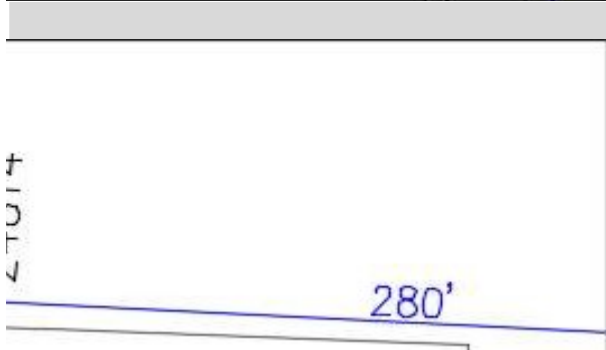
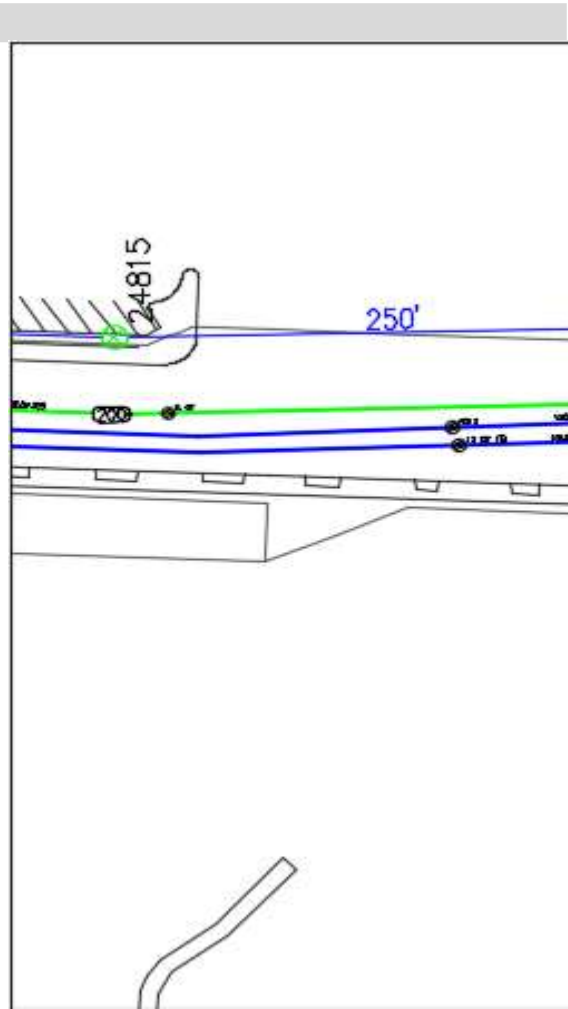
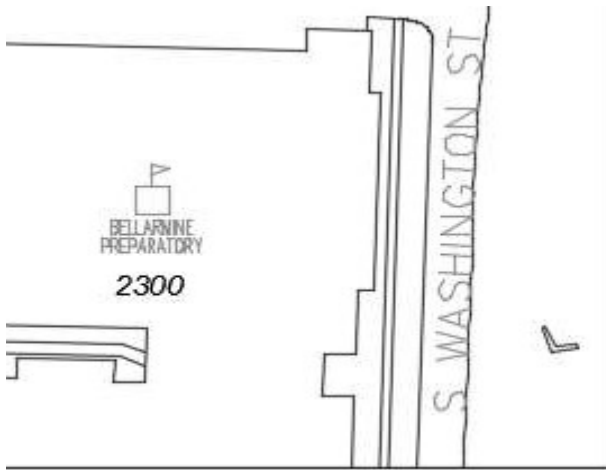


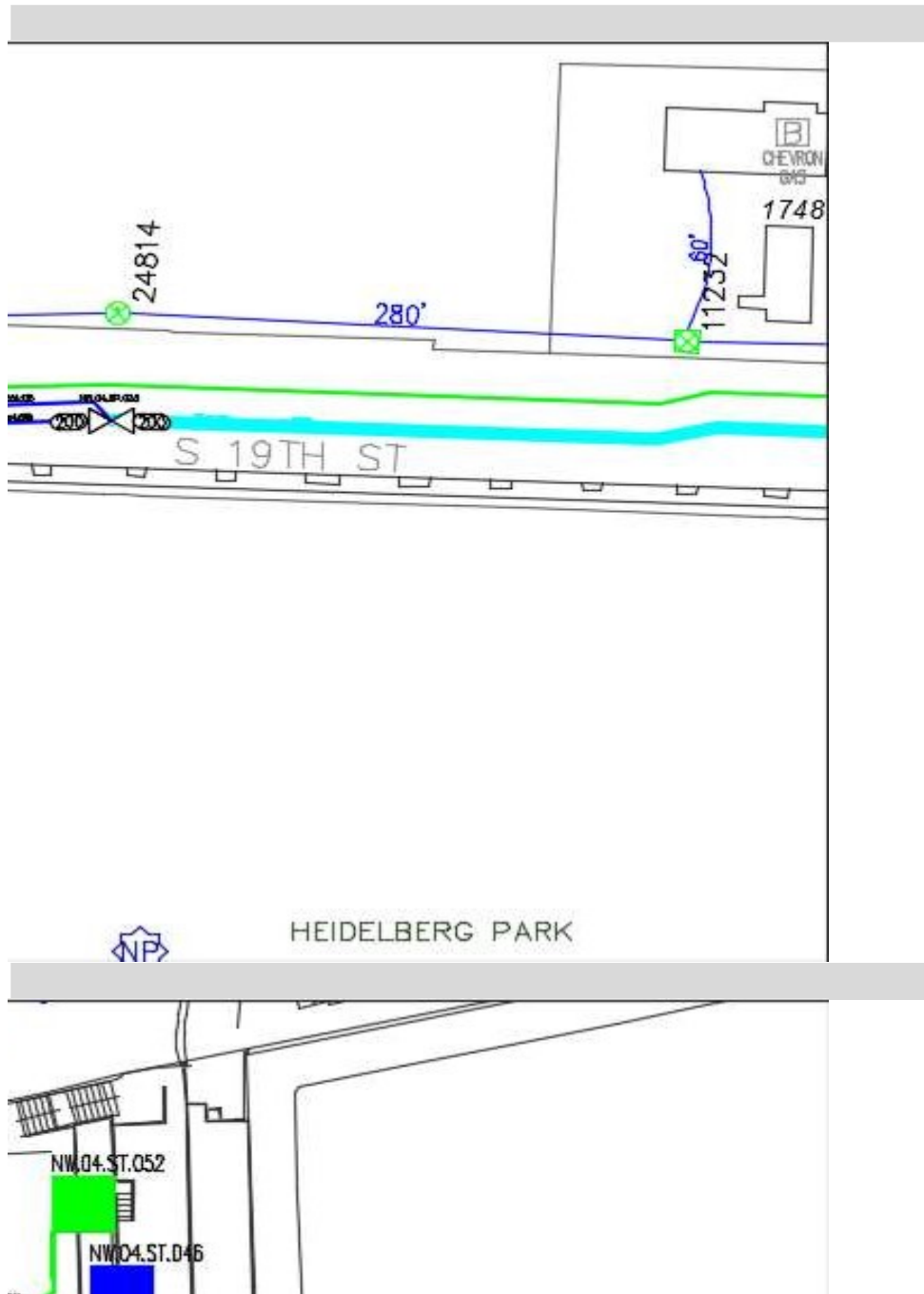
Sheath [NW.04.087](#)
 Count 36
 Starting Pole # 32134
 Starting Address 3919 S 19th St
 Ending Address 4505 S 19th St
 Footage 1580
 Notes

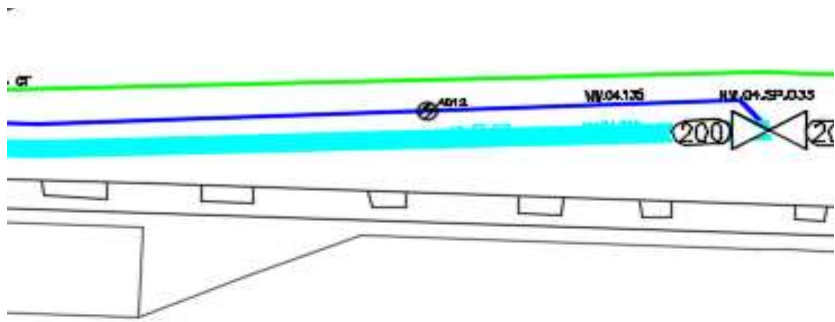


Sheath [NW.04.088](#)
 Count 12
 Starting Pole # 24814
 Starting Address 4505 S 19th St
 Ending Address 2502 S Tyler St
 Footage 3776
 Notes

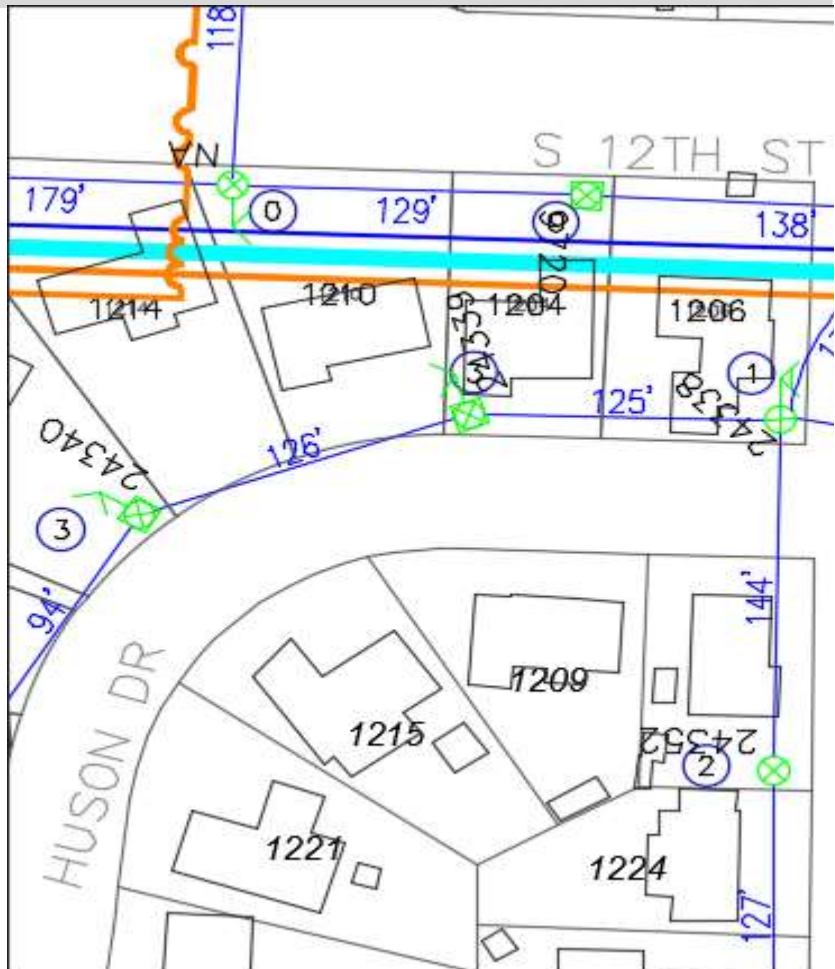






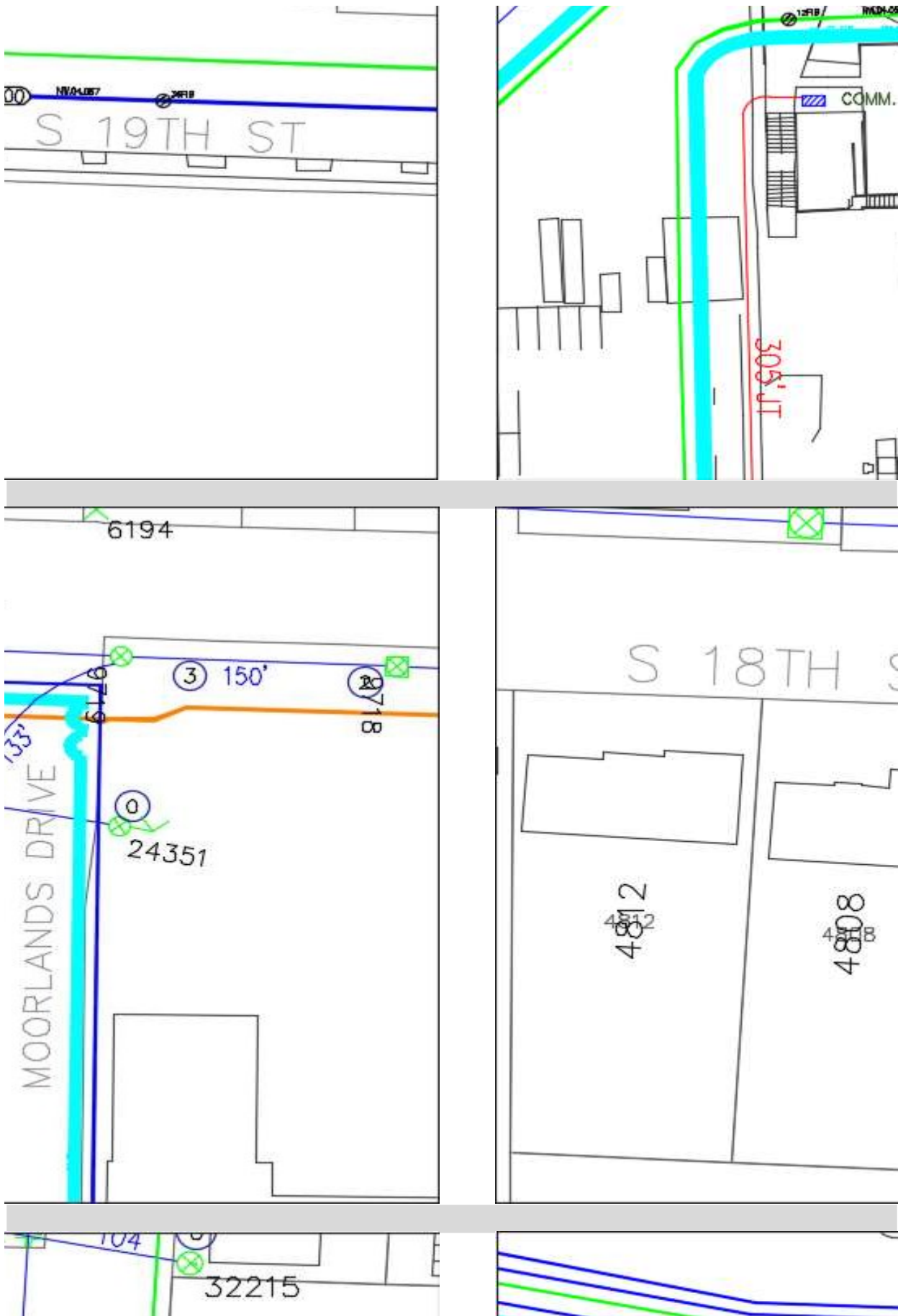


Sheath [NW.04.091](#)
 Count 36
 Starting Pole # 24338
 Starting Address 1206 S Moorlands Dr
 Ending Address 4802 S 18th St
 Footage 2705
 Notes



Sheath [NW.04.092](#)
 Count 12
 Starting Pole # 32212





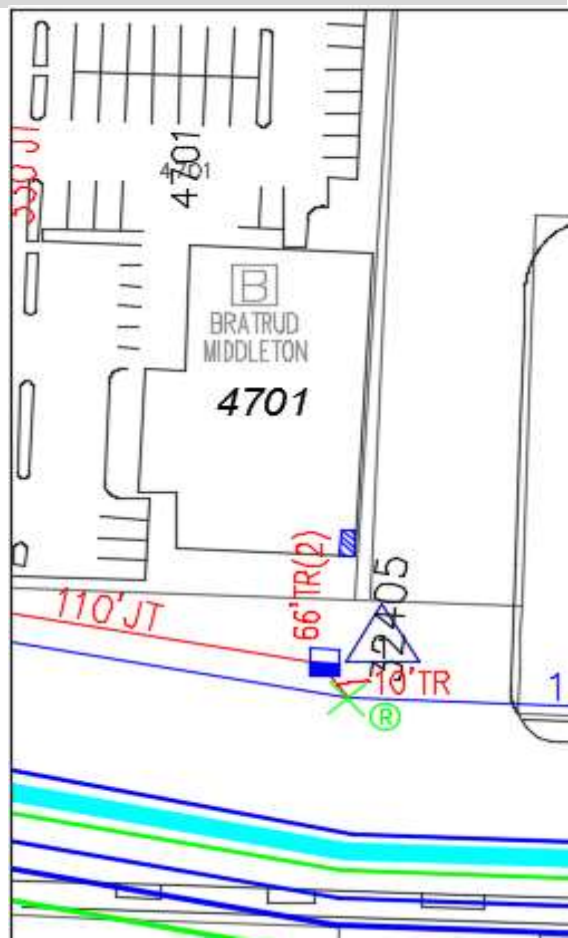
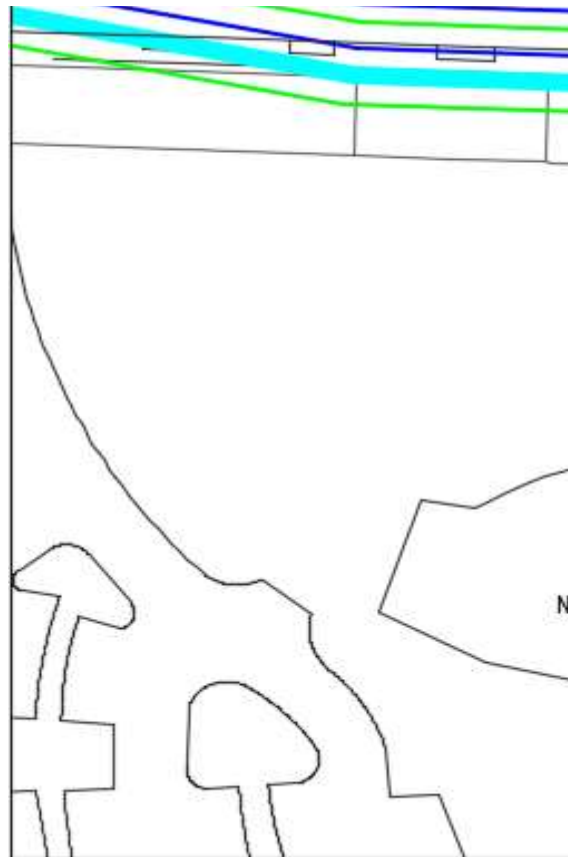


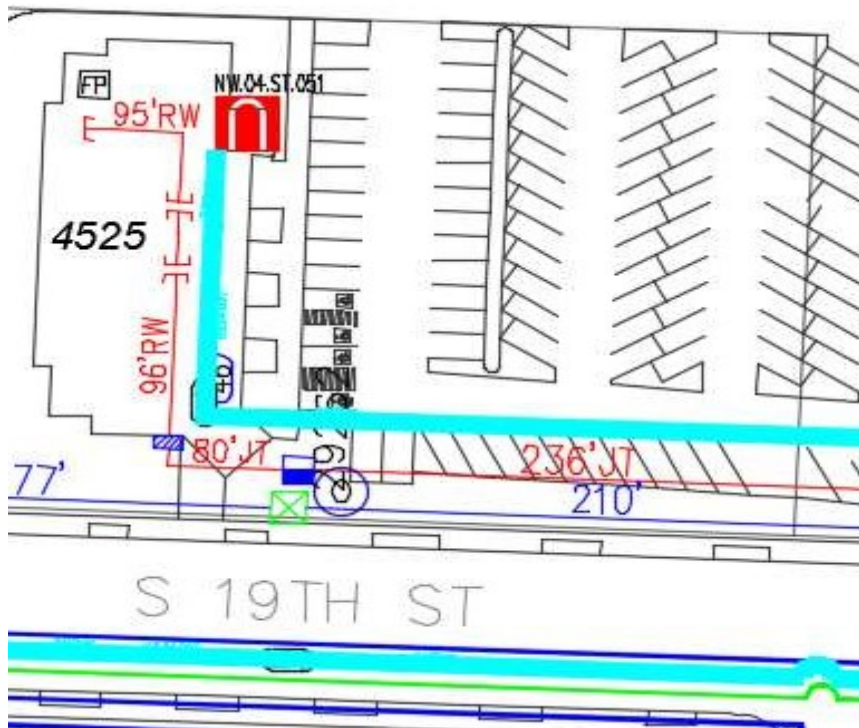
Starting Address 4802 S 18th St
 Ending Address 4702 S 19th St
 Footage 1740
 Notes



Sheath [NW.04.097](#)
 Count 24
 Starting Pole # 32212
 Starting Address 4802 S 18th St
 Ending Address 4525 S 19th St
 Footage 1902
 Notes



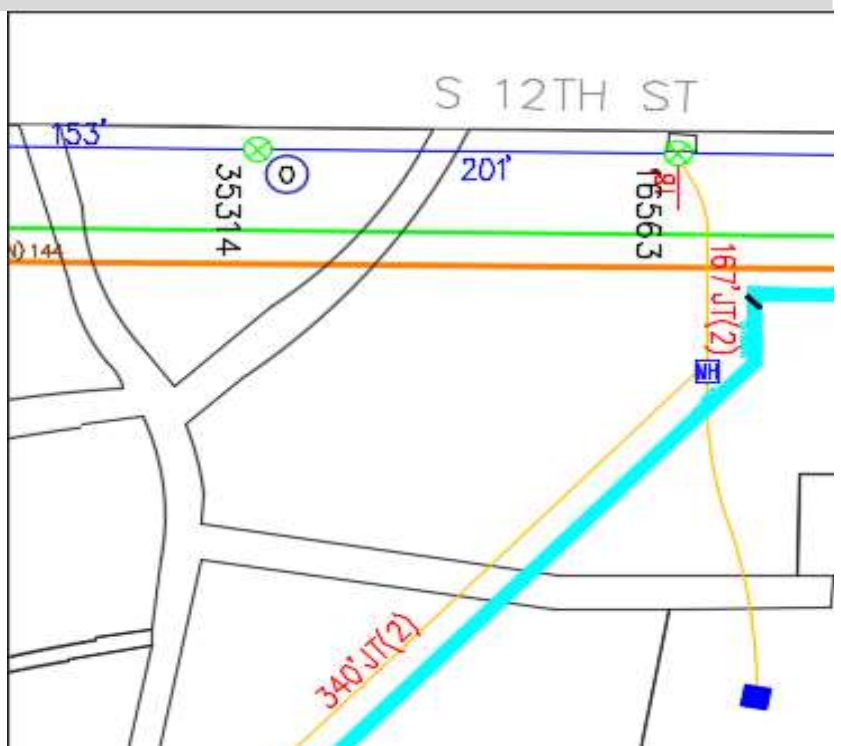


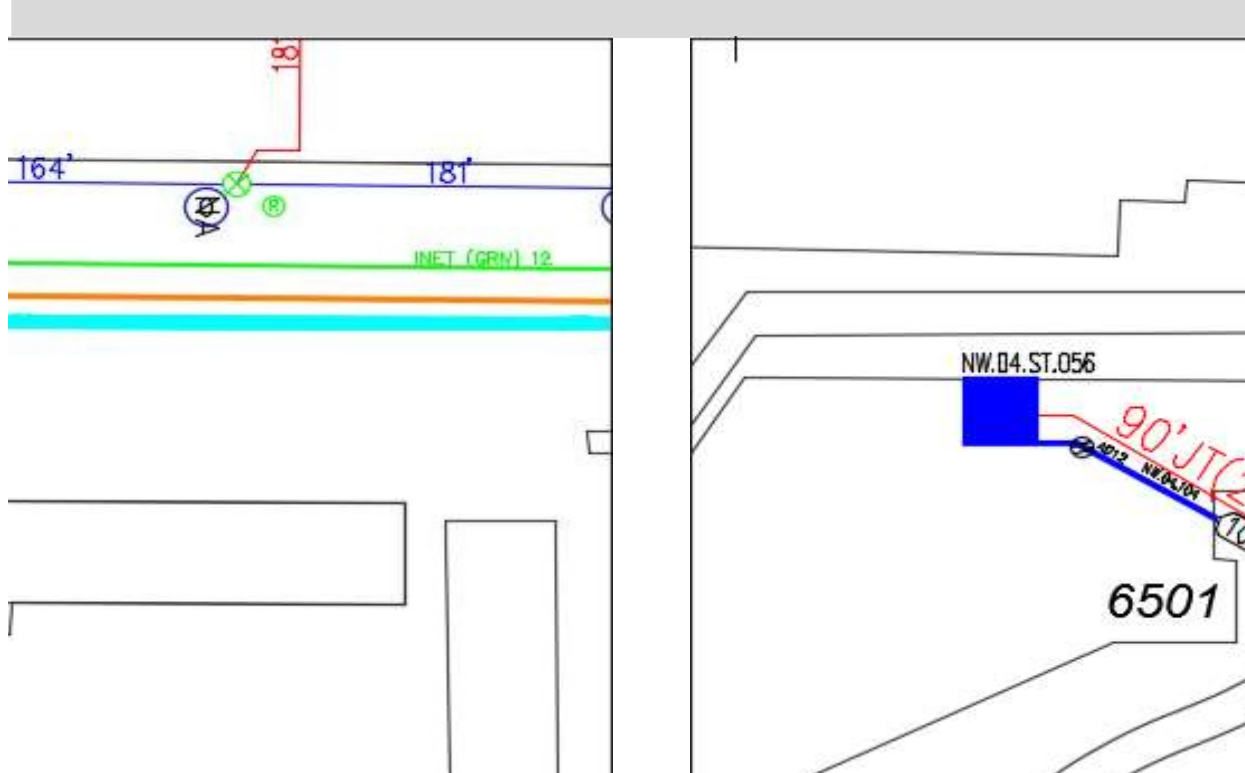
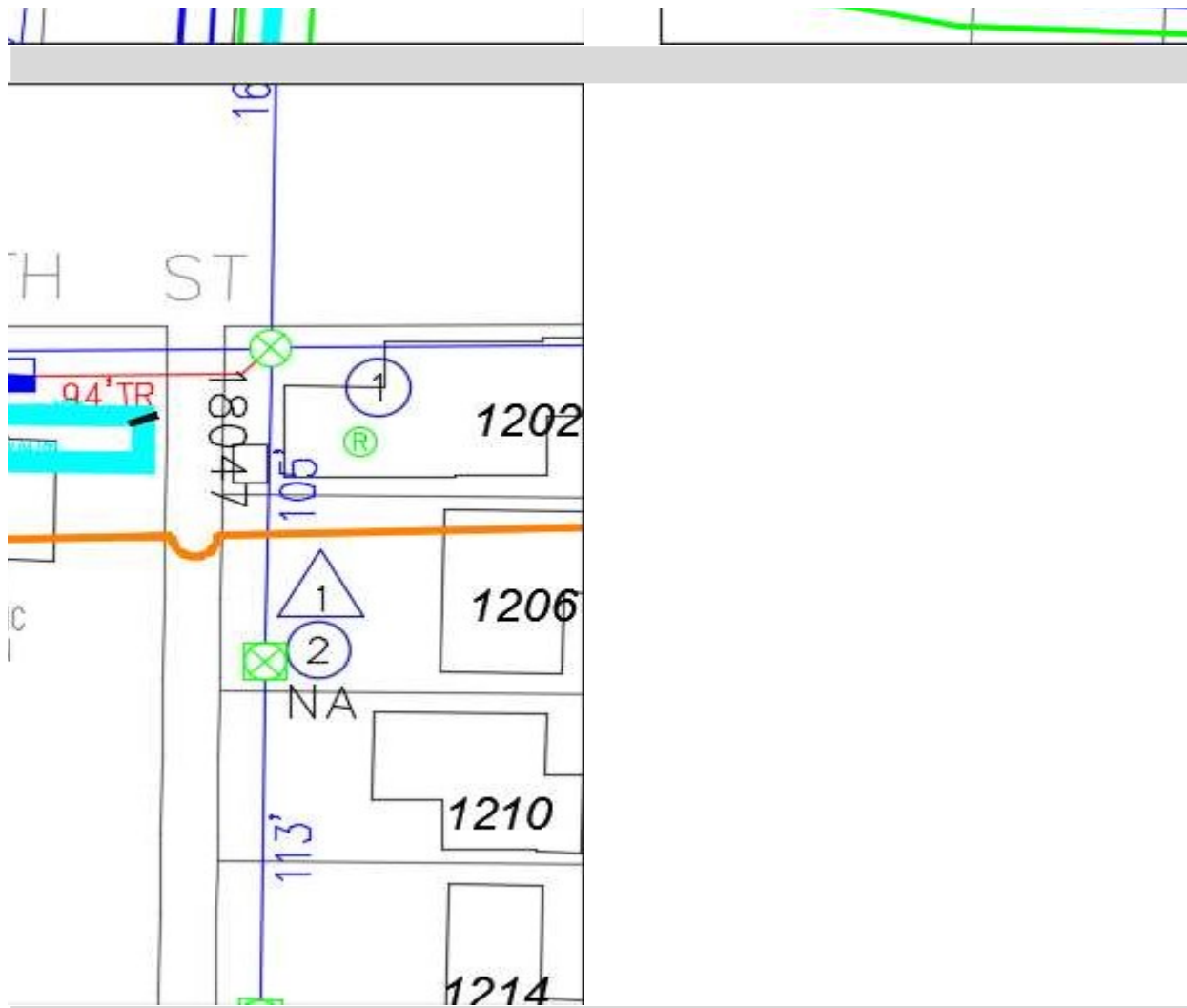


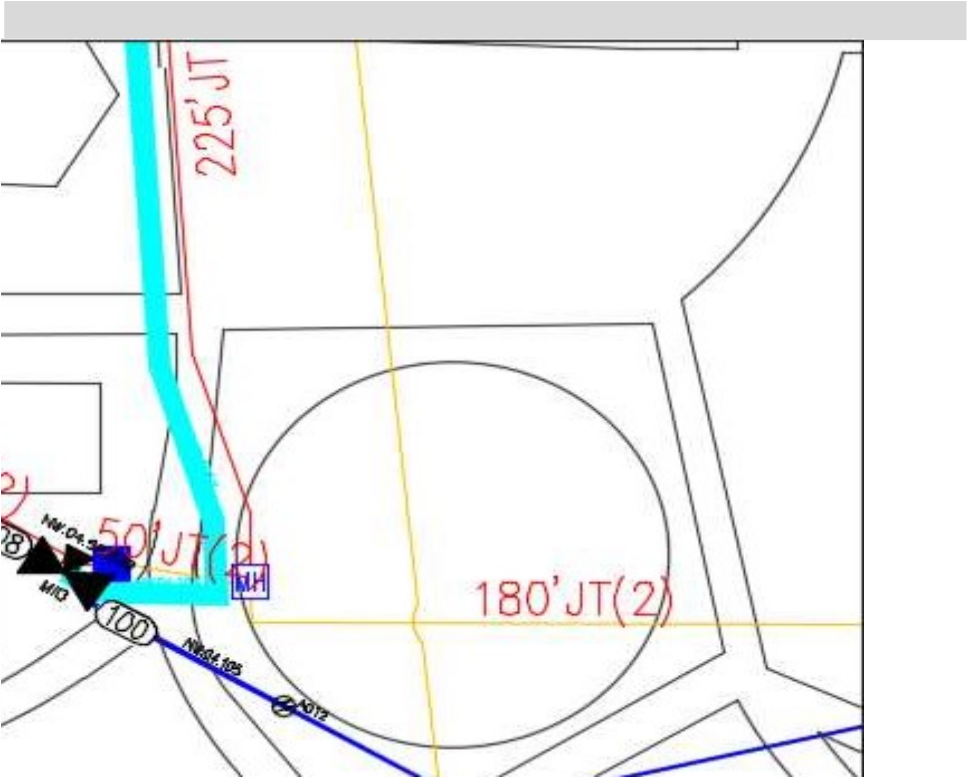
Sheath NW.04.102
 Count 24
 Starting Pole # UG
 Starting Address 1211 S Pearl St
 Ending Address
 Footage 62
 Notes



Sheath [NW.04.103](#)
 Count 12
 Starting Pole # UG
 Starting Address 6316 S 12th St
 Ending Address 6501 S 19th St
 Footage 1875
 Notes

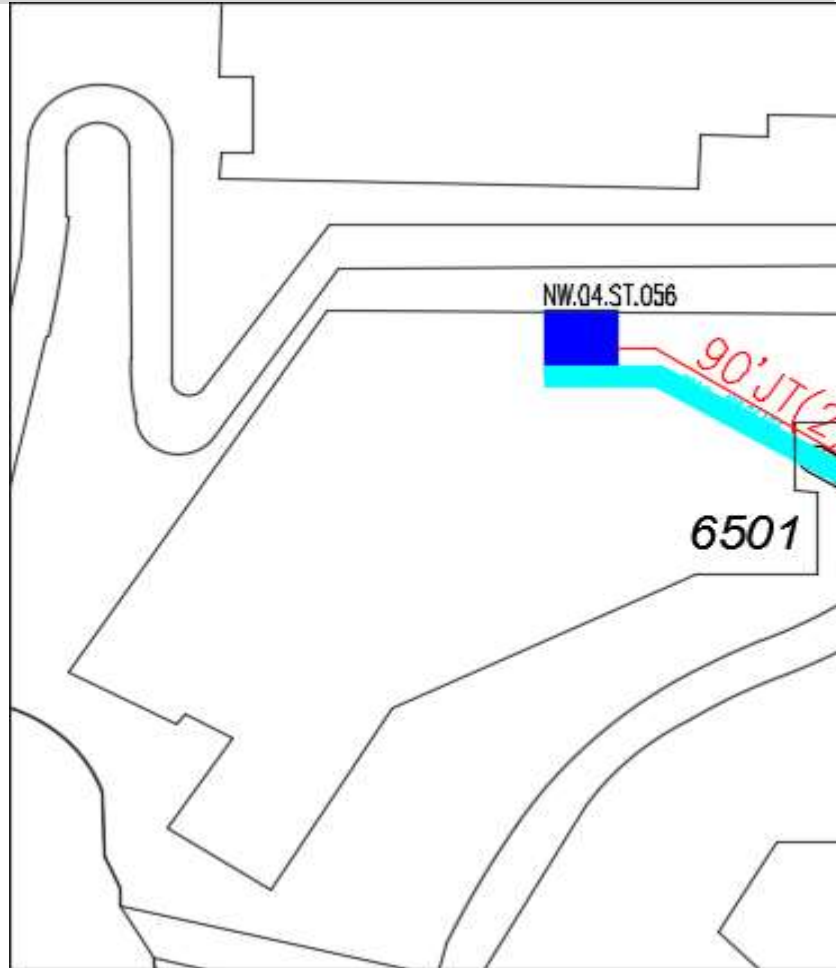




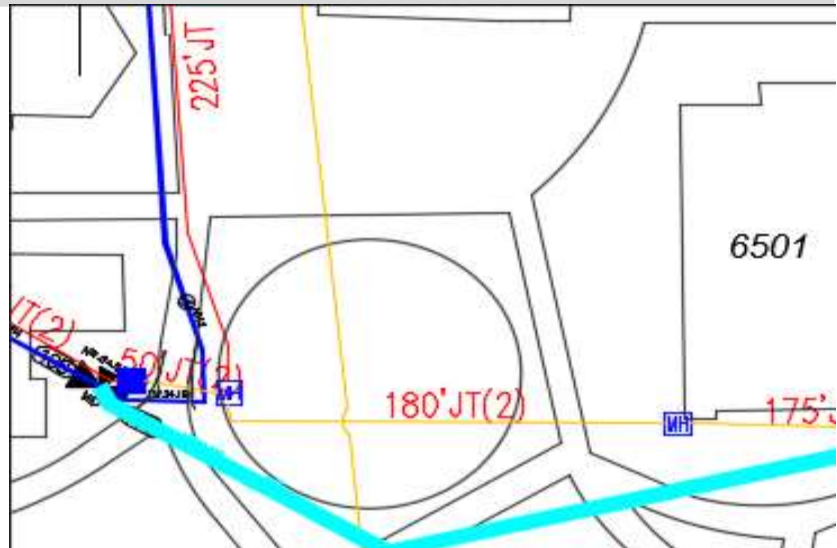


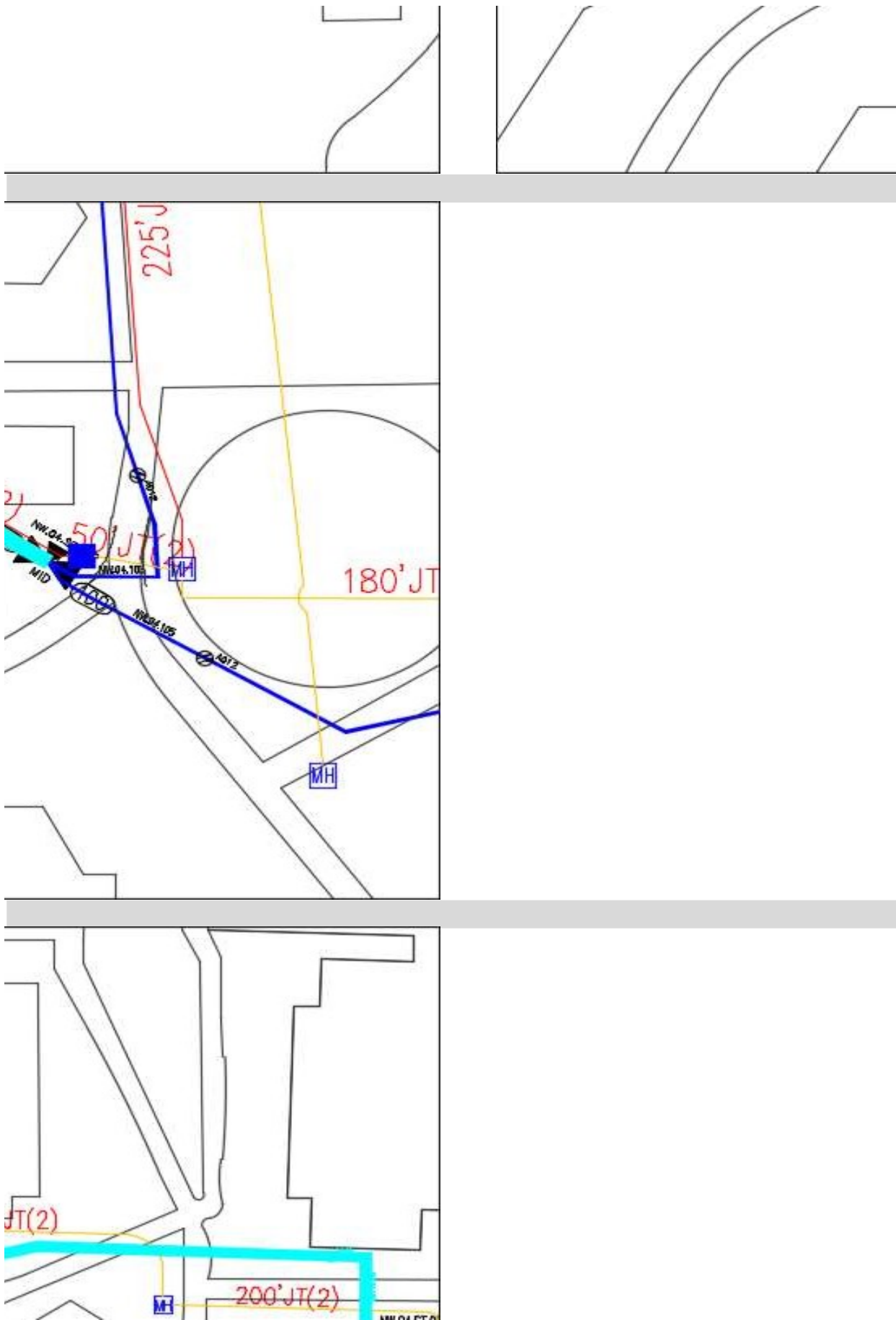



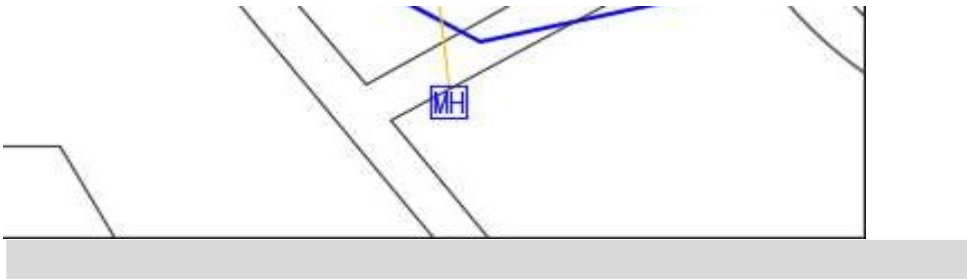
Sheath NW.04.104
 Count 12
 Starting Pole # UG
 Starting Address 6501 S 19th St
 Ending Address
 Footage 815
 Notes

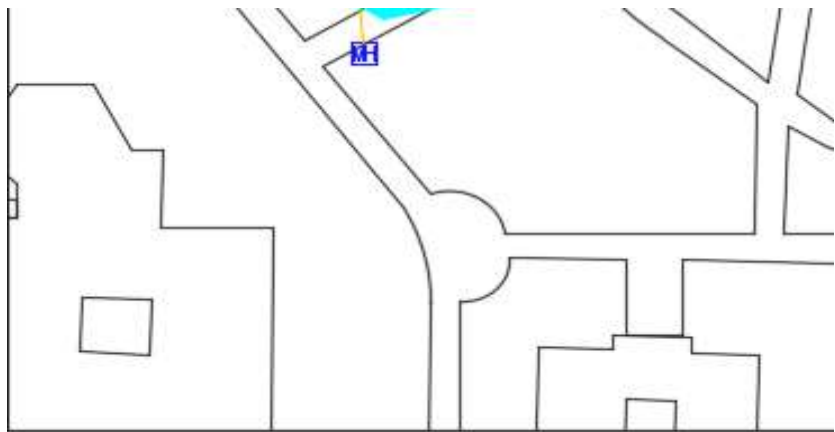


Sheath NW.04.105
 Count 12
 Starting Pole # UG
 Starting Address 6501 S 19th St
 Ending Address
 Footage 910
 Notes

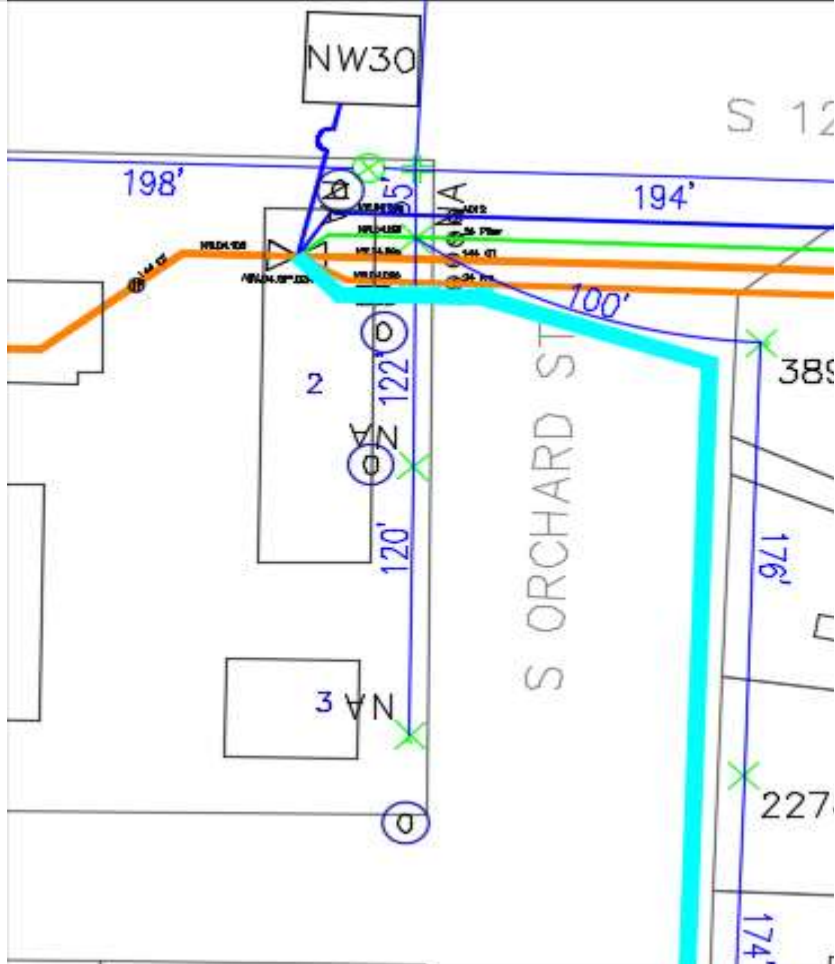




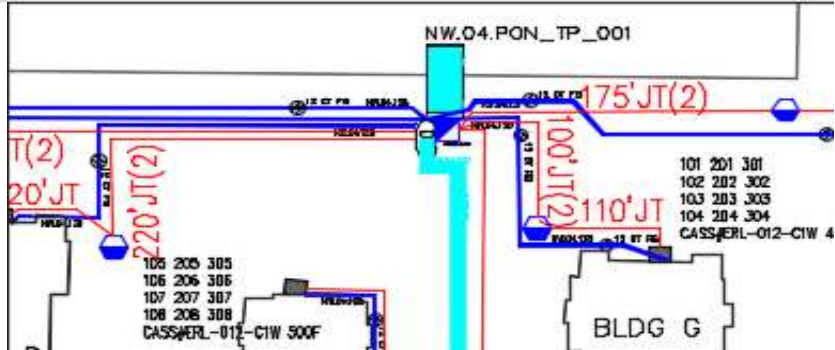


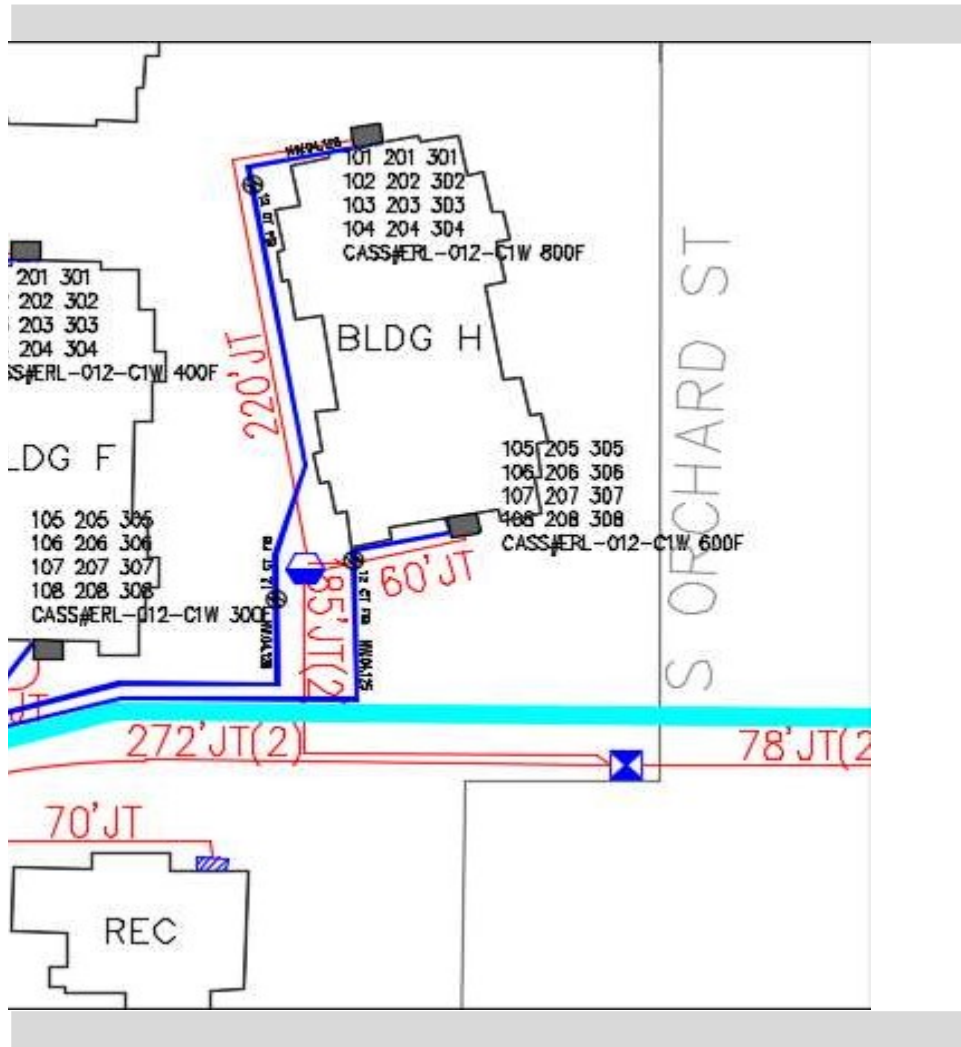


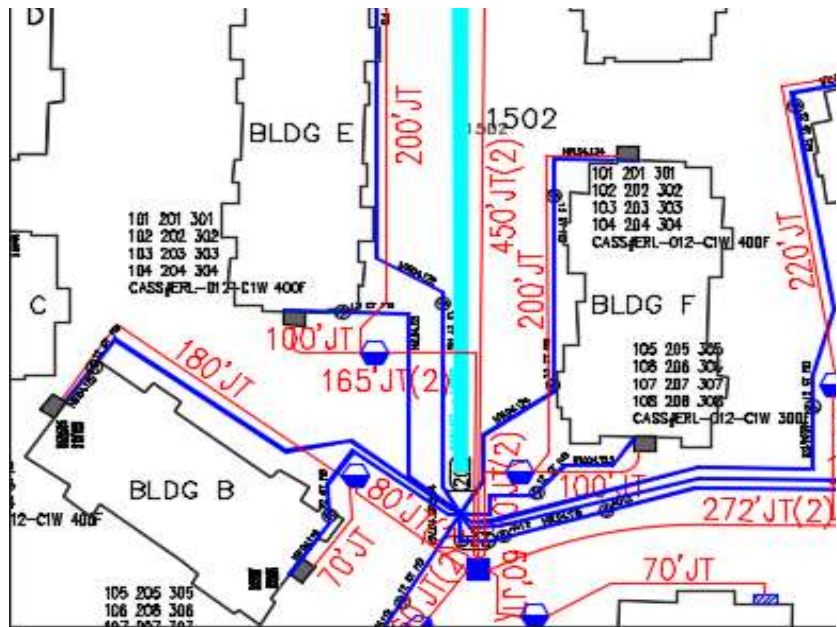
Sheath [NW.04.116](#)
 Count 12
 Starting Pole # 3894
 Starting Address 1218 Hudson Dr
 Ending Address 1502 S Orchard ST
 Footage 1296
 Notes



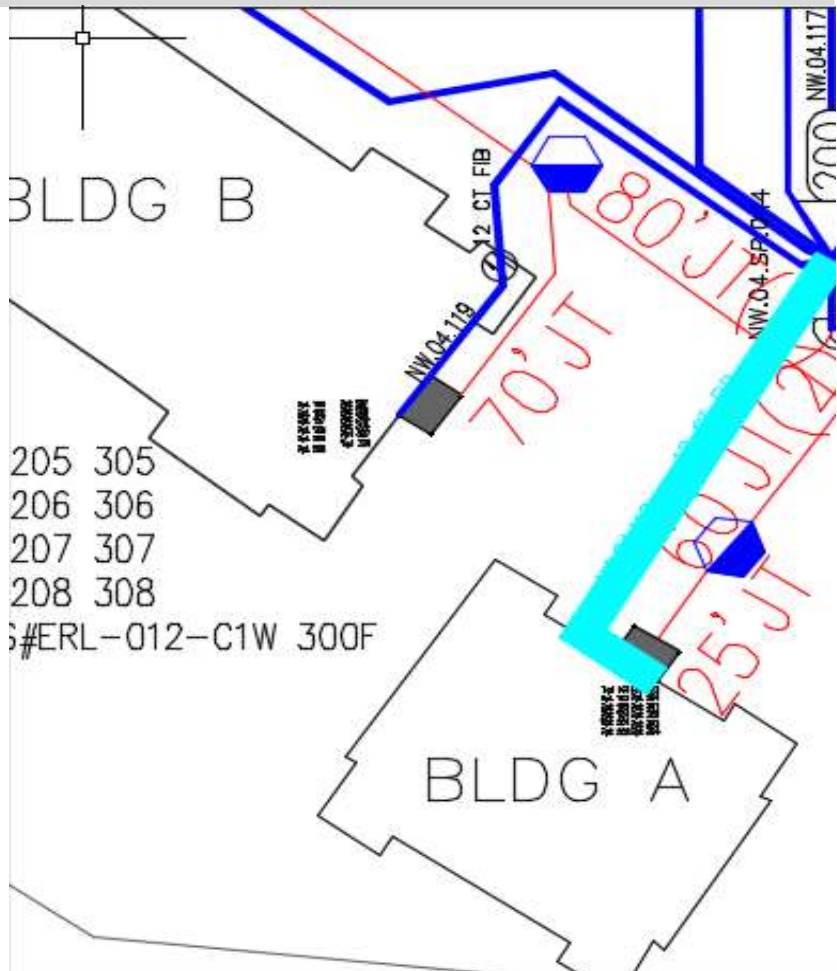
Sheath [NW.04.117](#)
 Count 132
 Starting Pole # UG
 Starting Address 1502 S Orchard St
 Ending Address
 Footage 450
 Notes





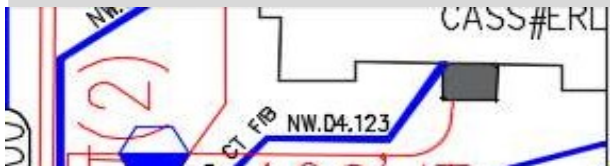
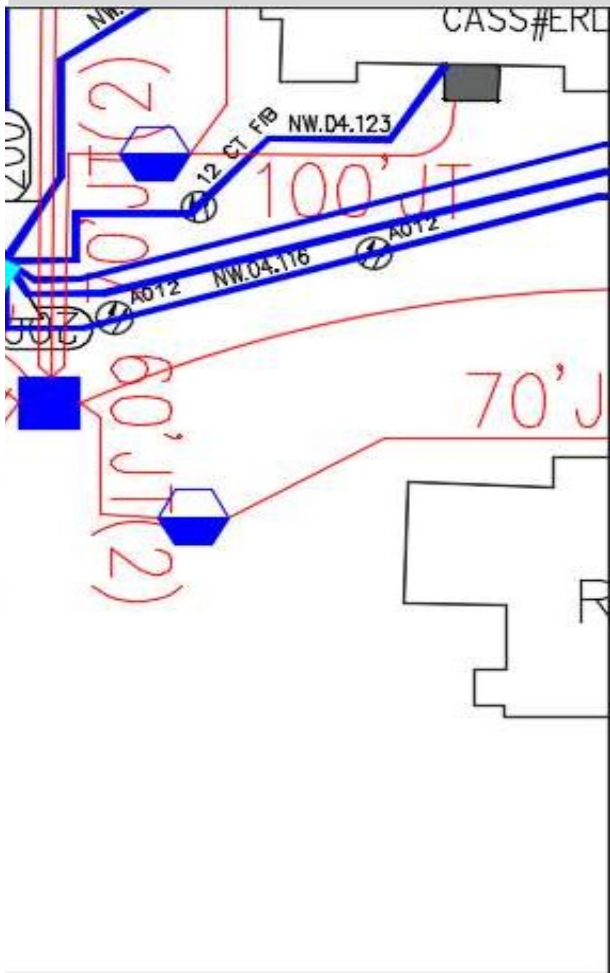
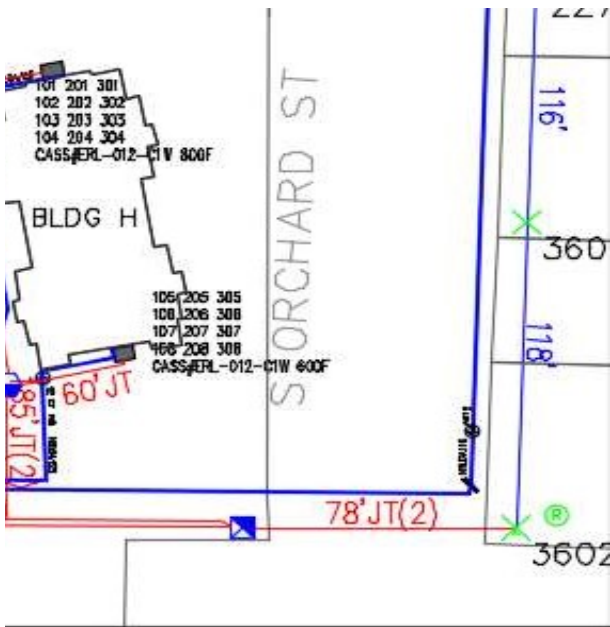


Sheath NW.04.118
 Count 12
 Starting Pole # UG
 Starting Address 1502 S Orchard St
 Ending Address
 Footage 200
 Notes



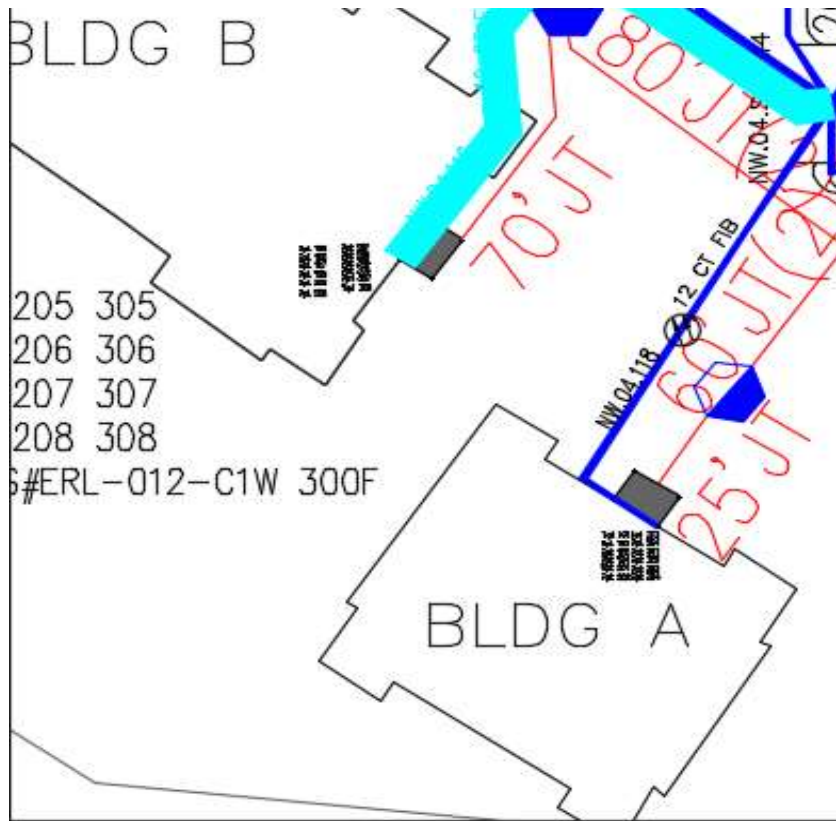
Sheath NW.04.119
 Count 12
 Starting Pole # UG
 Starting Address 1502 S Orchard St



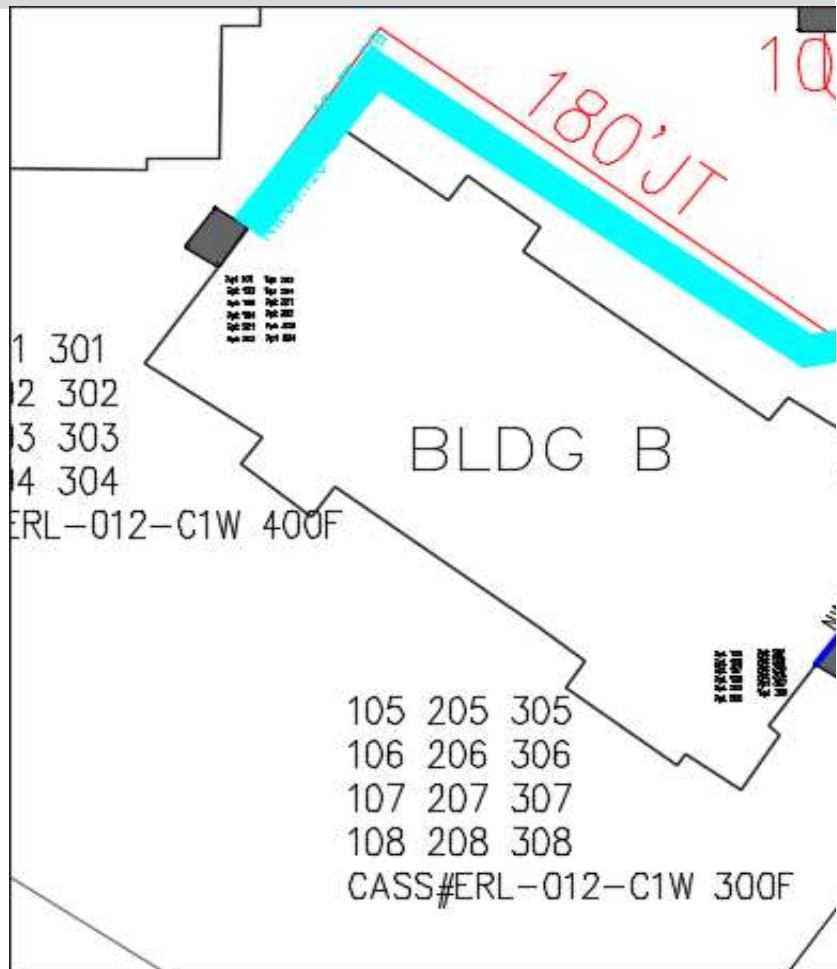


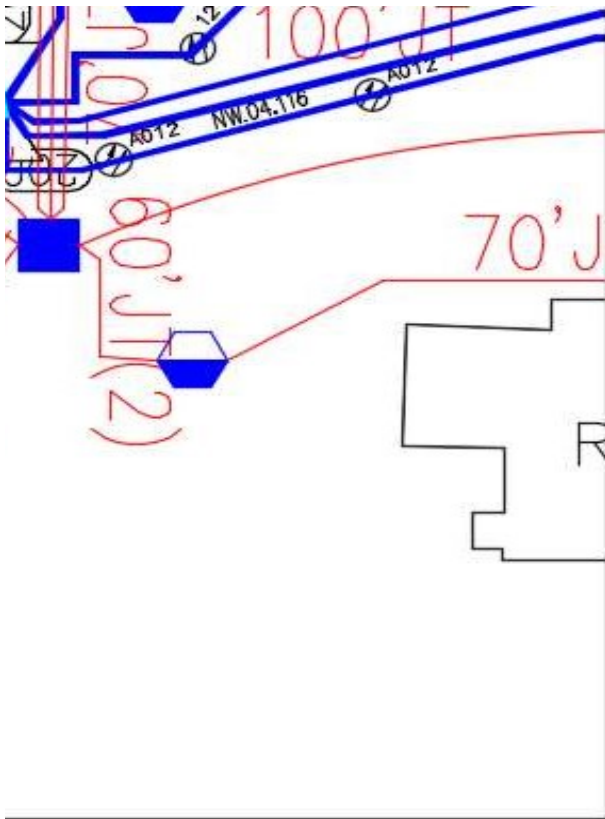


Ending Address
Footage 300
Notes



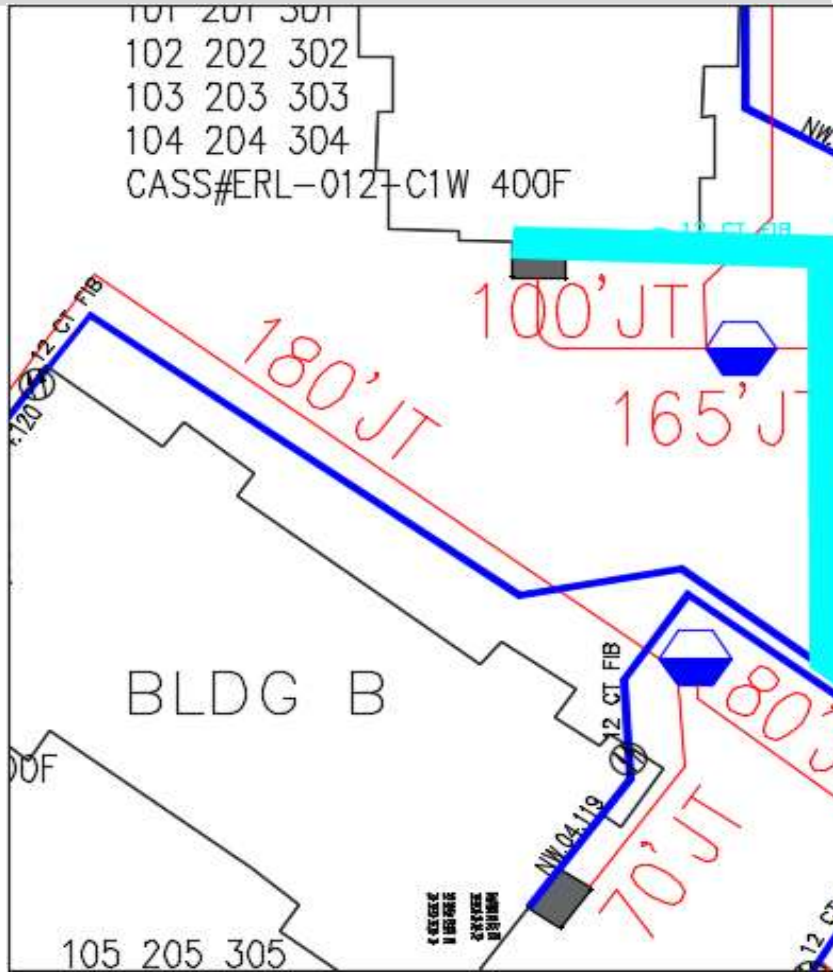
Sheath NW.04.120
Count 12
Starting Pole # UG
Starting Address 1502 S Orchard St
Ending Address
Footage 400
Notes



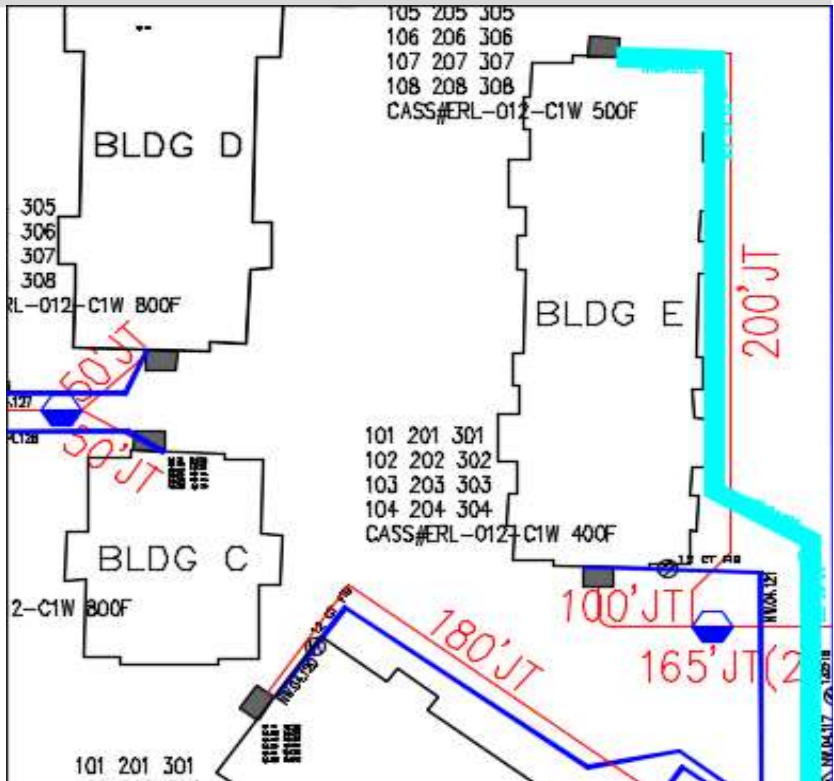


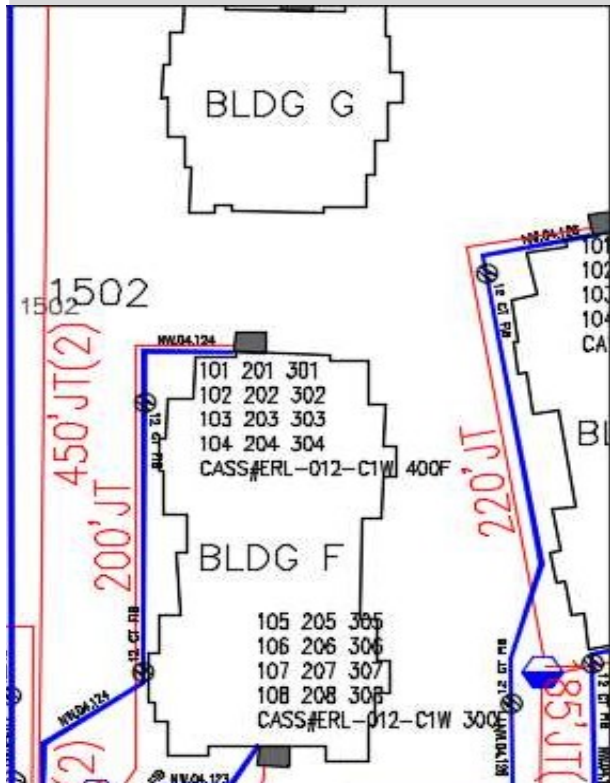
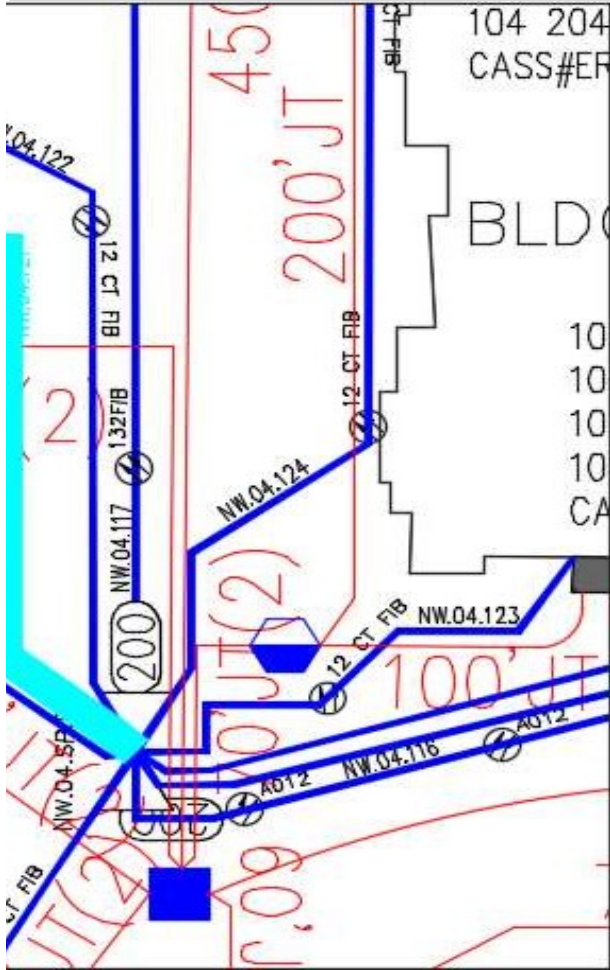


Sheath NW.04.121
Count 12
Starting Pole # UG
Starting Address 1502 S Orchard St
Ending Address
Footage 400
Notes

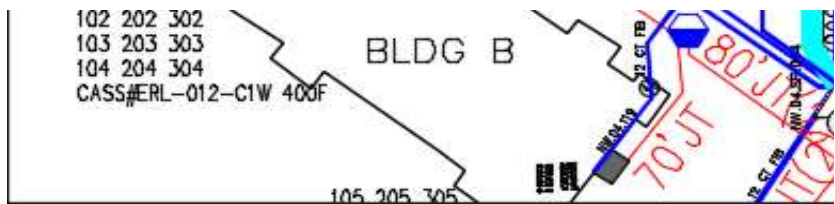


Sheath NW.04.122
Count 12
Starting Pole # UG
Starting Address 1502 S Orchard St
Ending Address
Footage 500
Notes

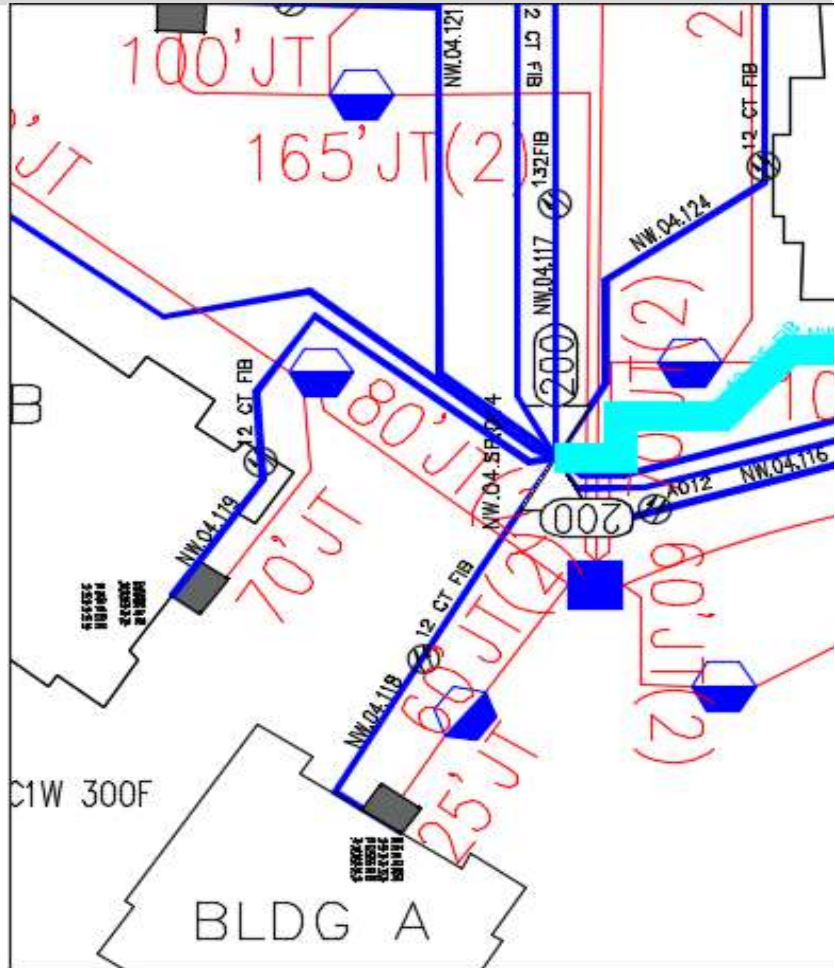




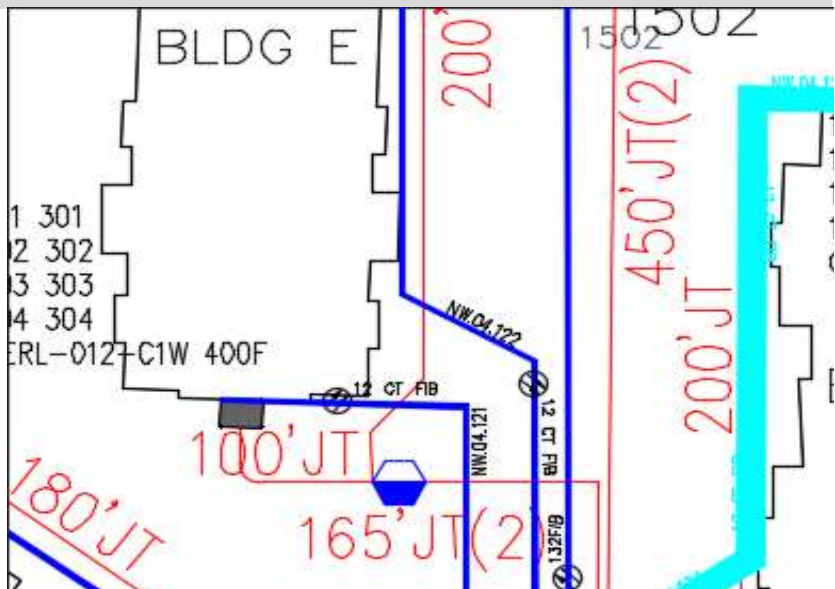


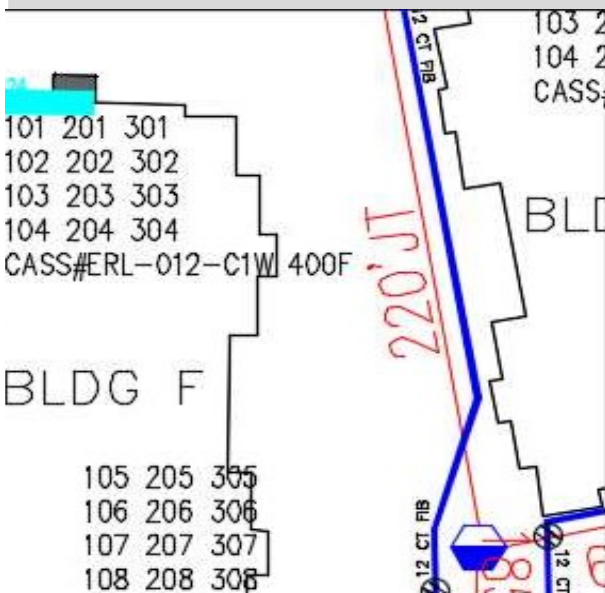
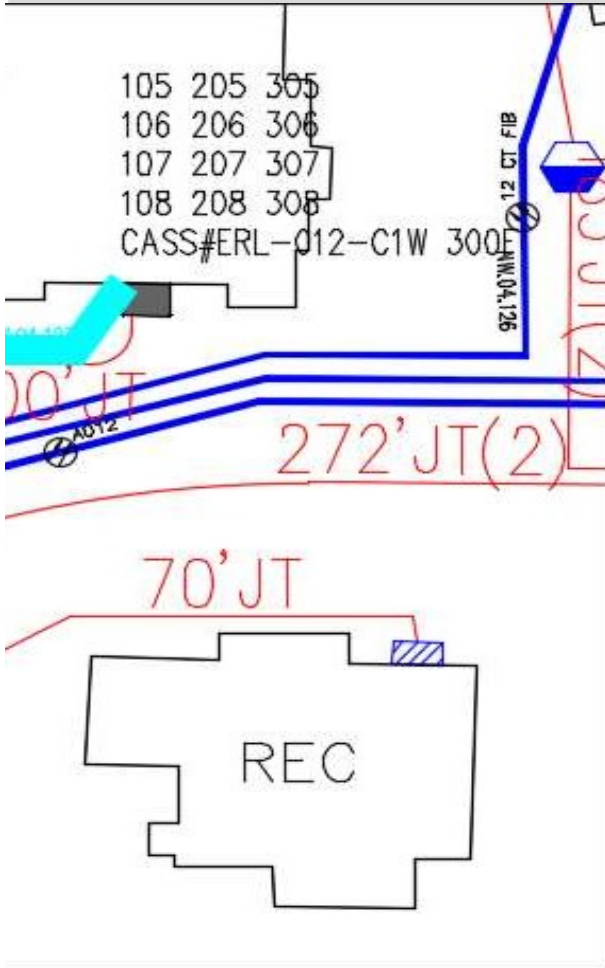


Sheath NW.04.123
 Count 12
 Starting Pole # UG
 Starting Address 1502 S Orchard St
 Ending Address
 Footage 300
 Notes

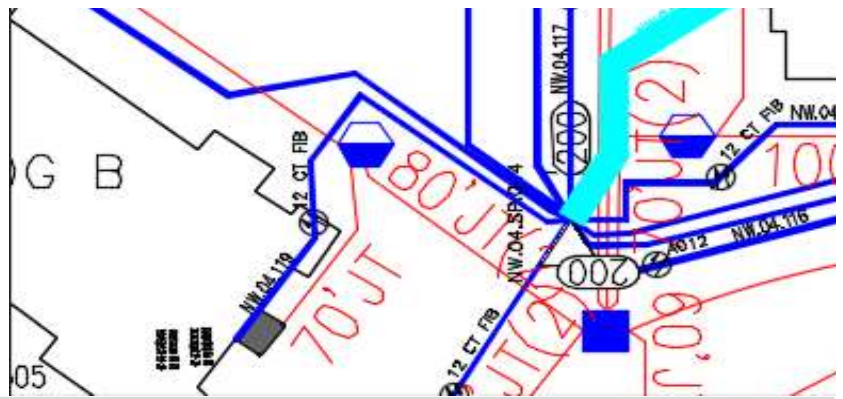


Sheath NW.04.124
 Count 12
 Starting Pole # UG
 Starting Address 1502 S Orchard St
 Ending Address
 Footage 400
 Notes

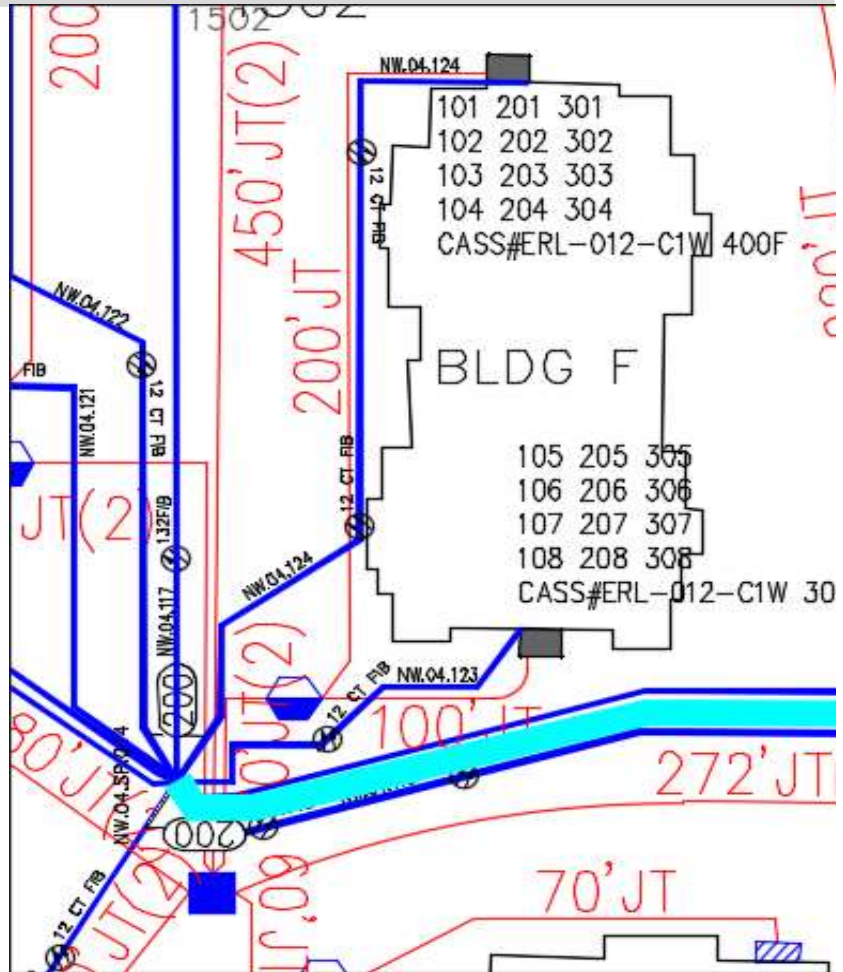




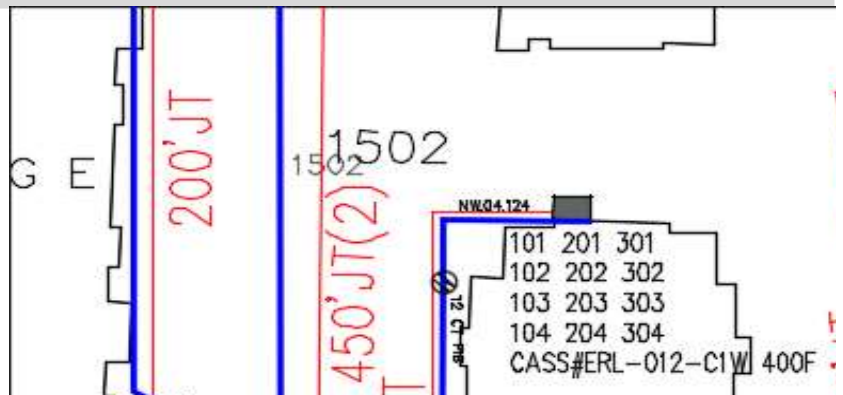


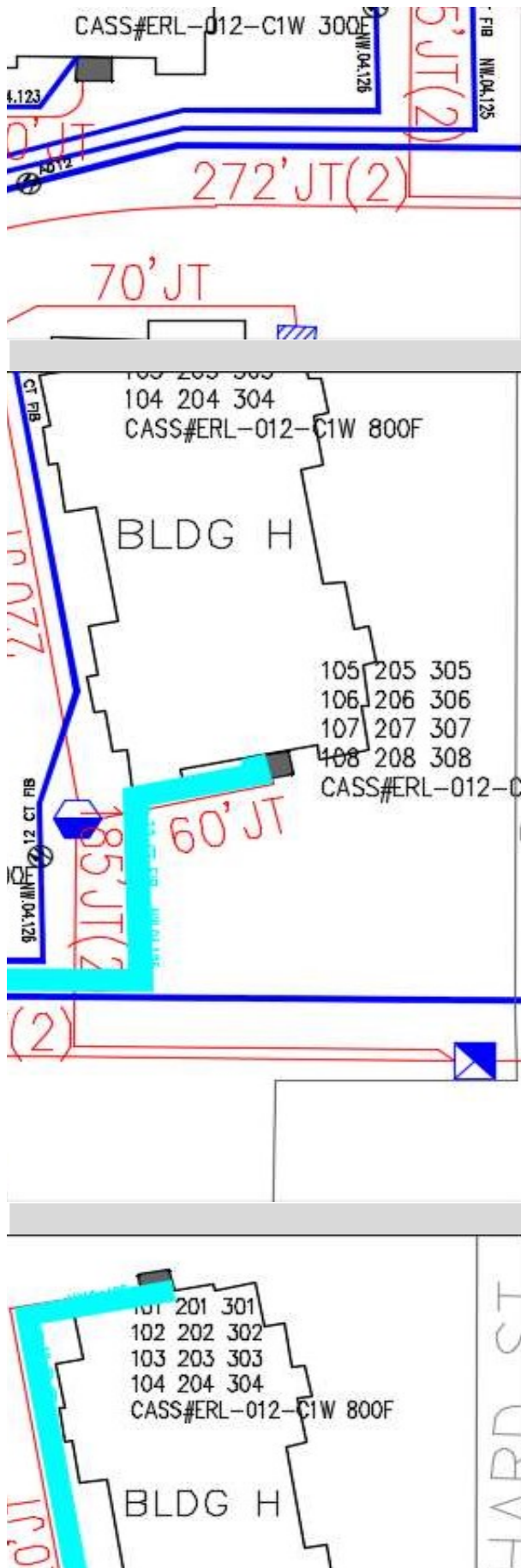


Sheath NW.04.125
 Count 12
 Starting Pole # UG
 Starting Address 1502 S Orchard St
 Ending Address
 Footage 600
 Notes

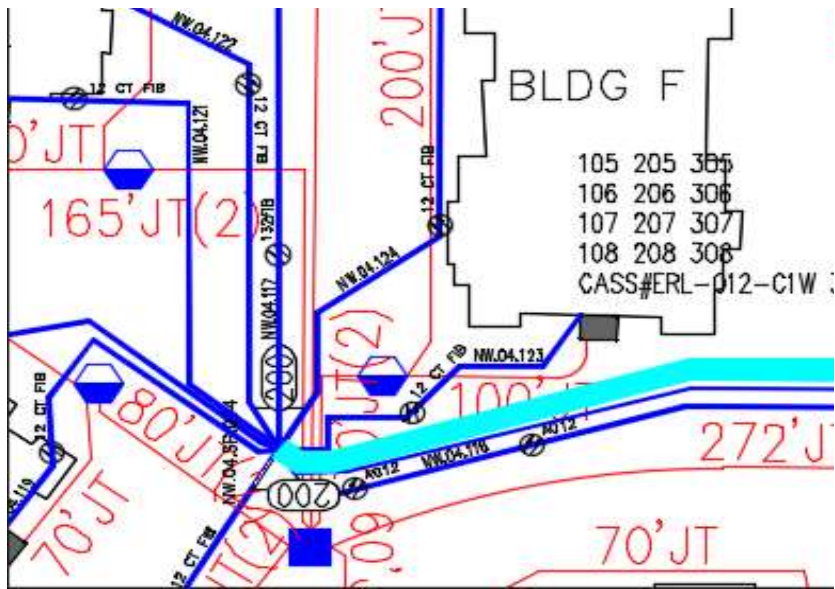


Sheath NW.04.126
 Count 12
 Starting Pole # UG
 Starting Address 1502 S Orchard St
 Ending Address
 Footage 800
 Notes

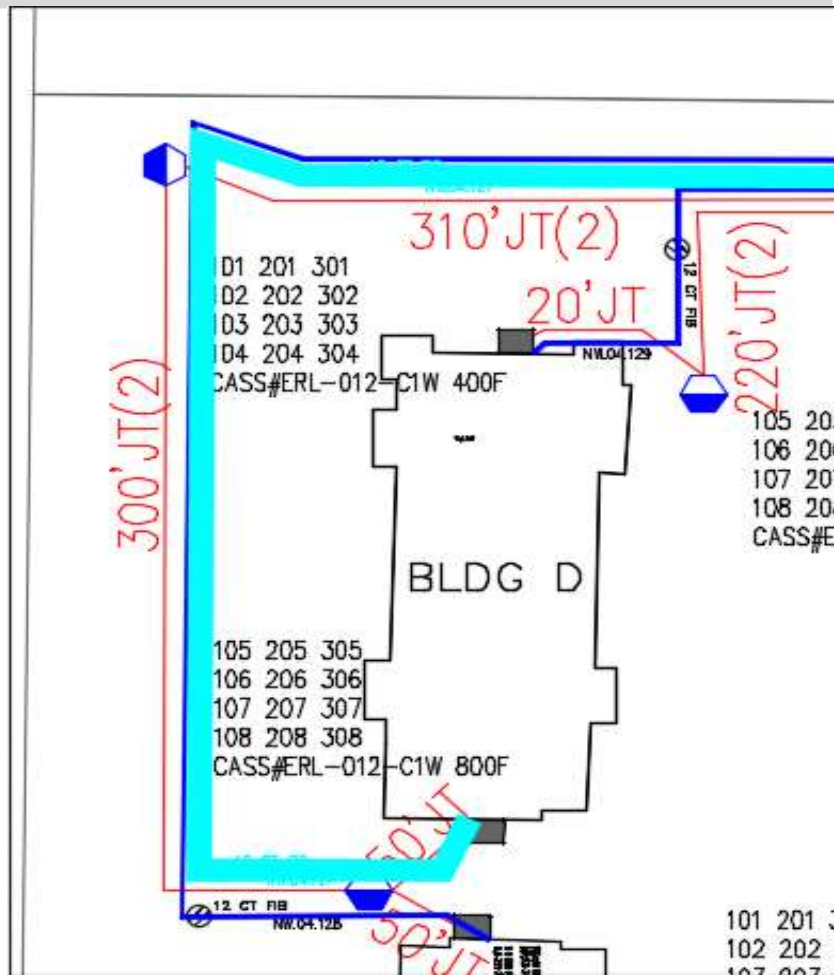







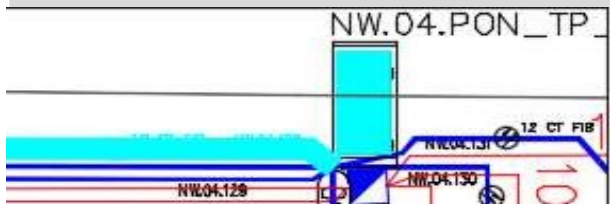
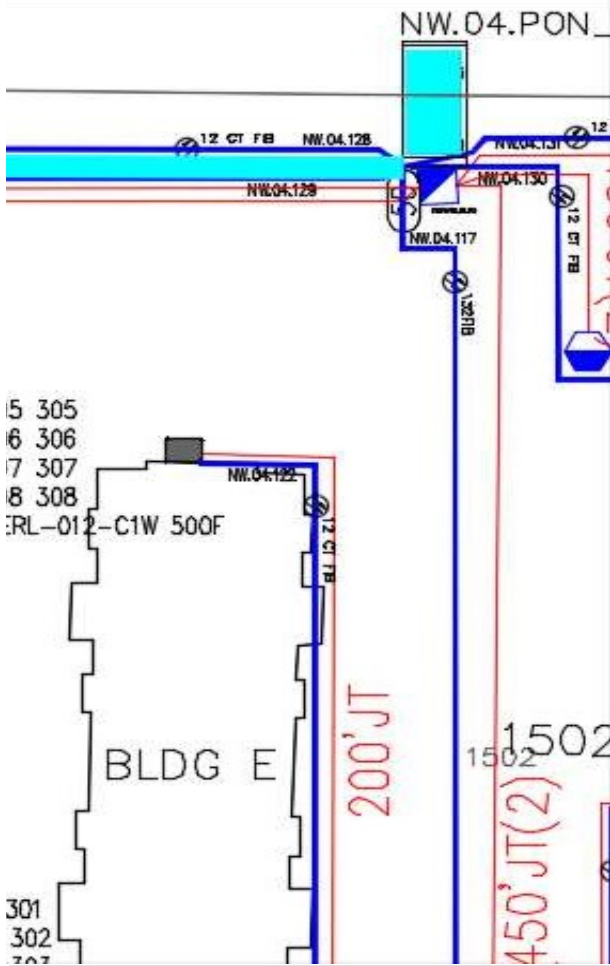



Sheath NW.04.127
 Count 12
 Starting Pole # UG
 Starting Address 1502 S Orchard St
 Ending Address
 Footage 800
 Notes



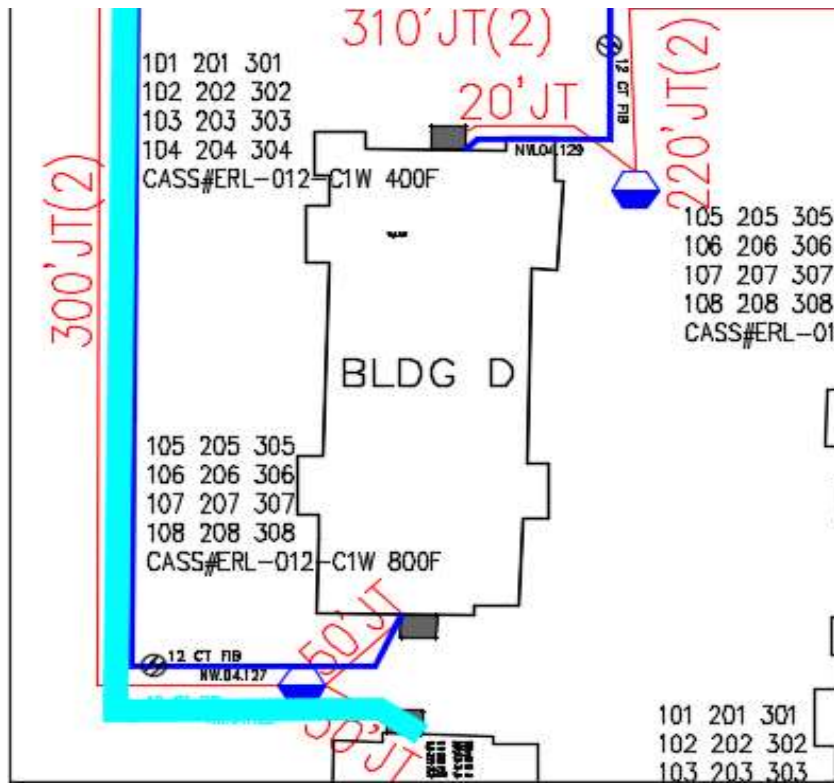
Sheath NW.04.128
 Count 12
 Starting Pole # UG
 Starting Address 1502 S Orchard St
 Ending Address



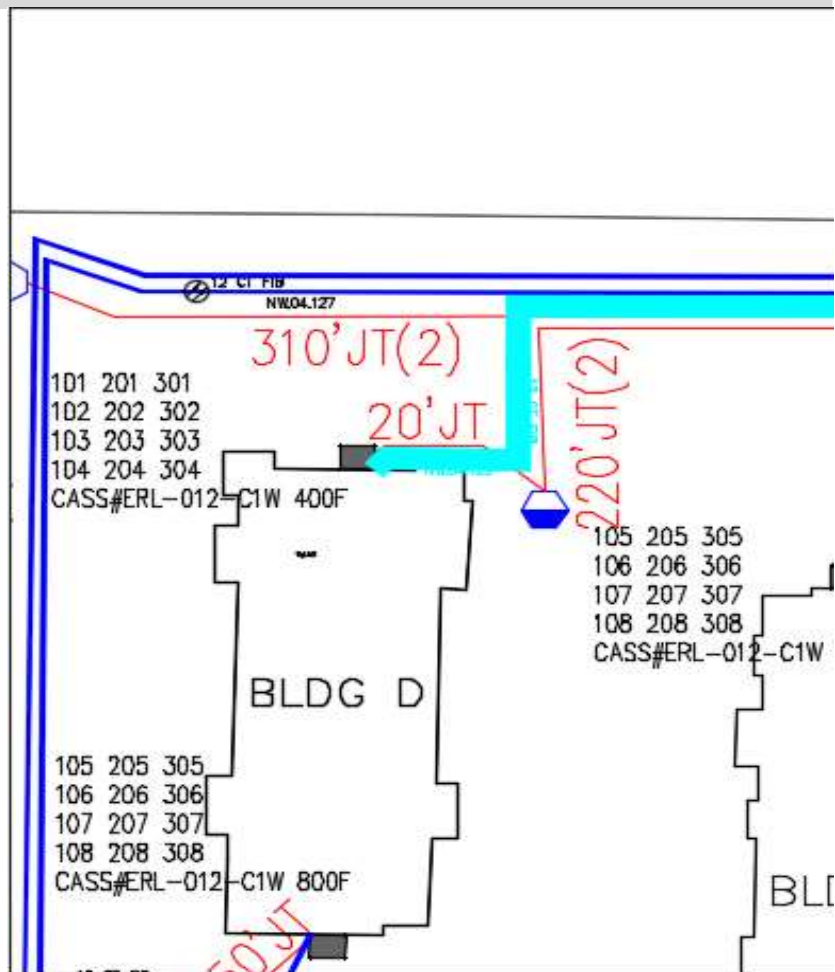


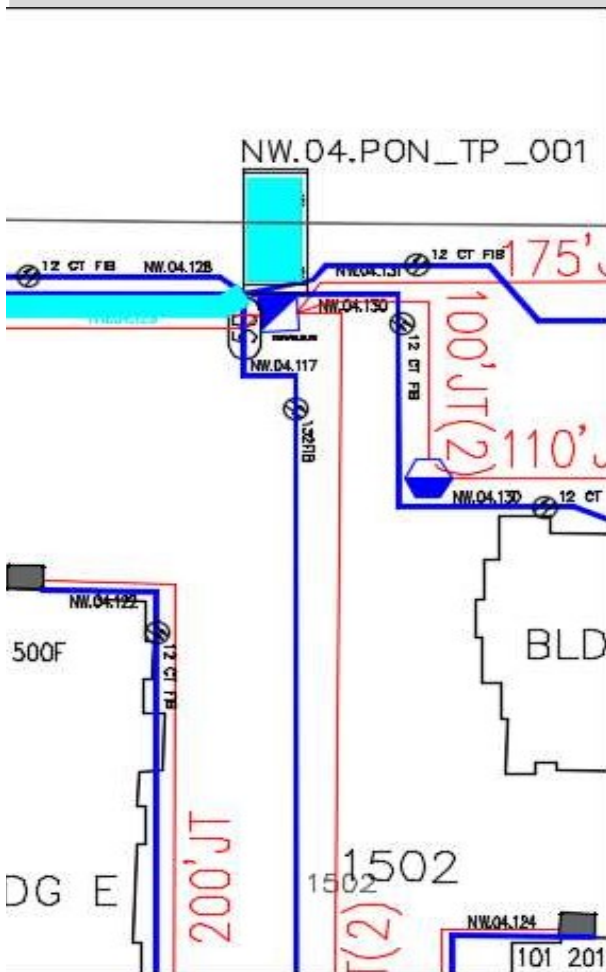
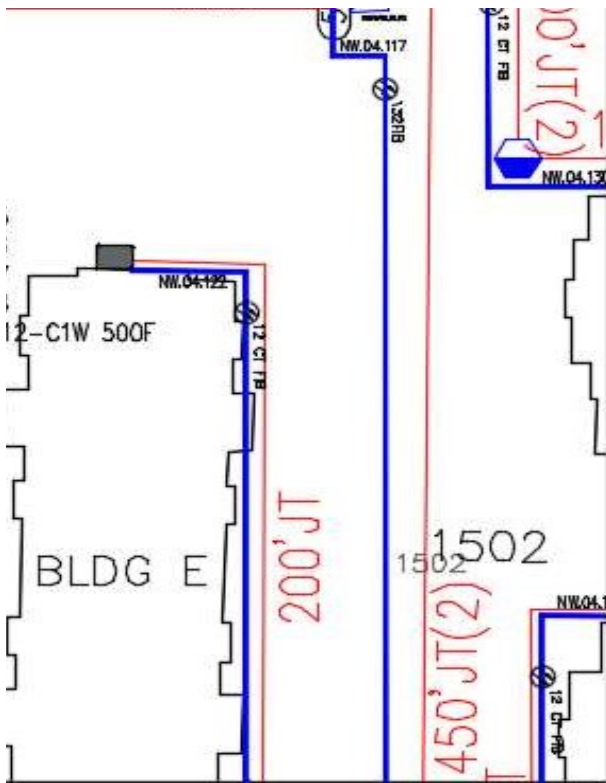



Footage 800
Notes



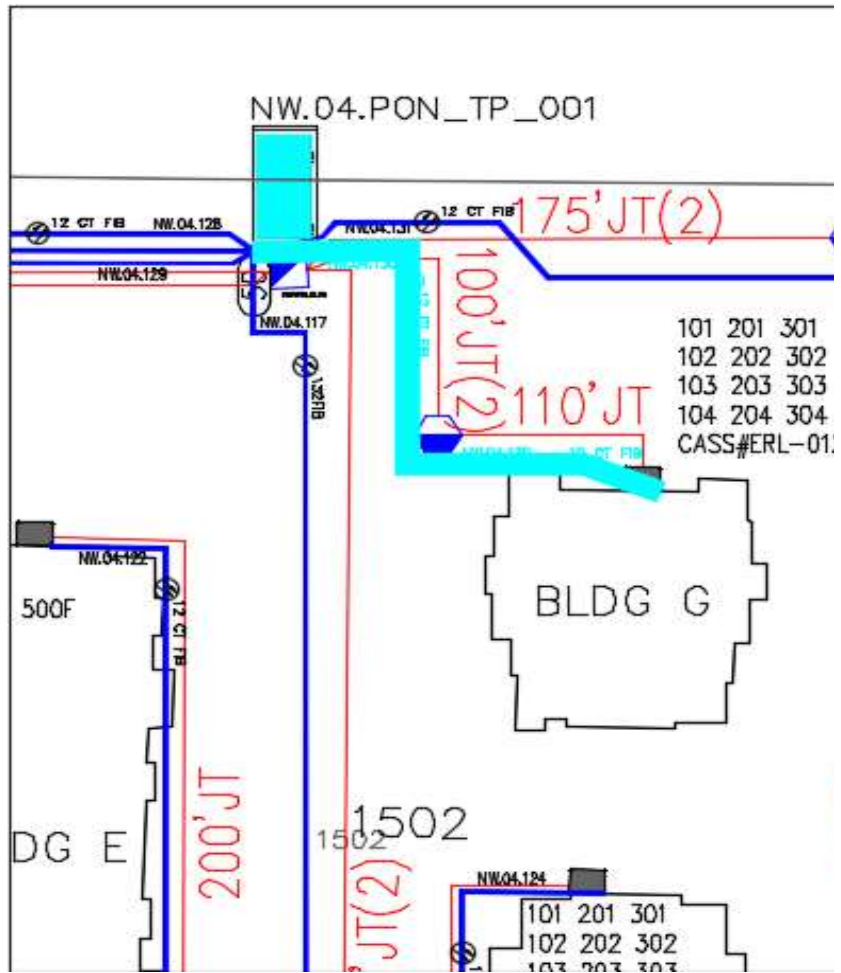
Sheath NW.04.129
 Count 12
 Starting Pole # UG
 Starting Address 1502 S Orchard St
 Ending Address
 Footage 400
 Notes



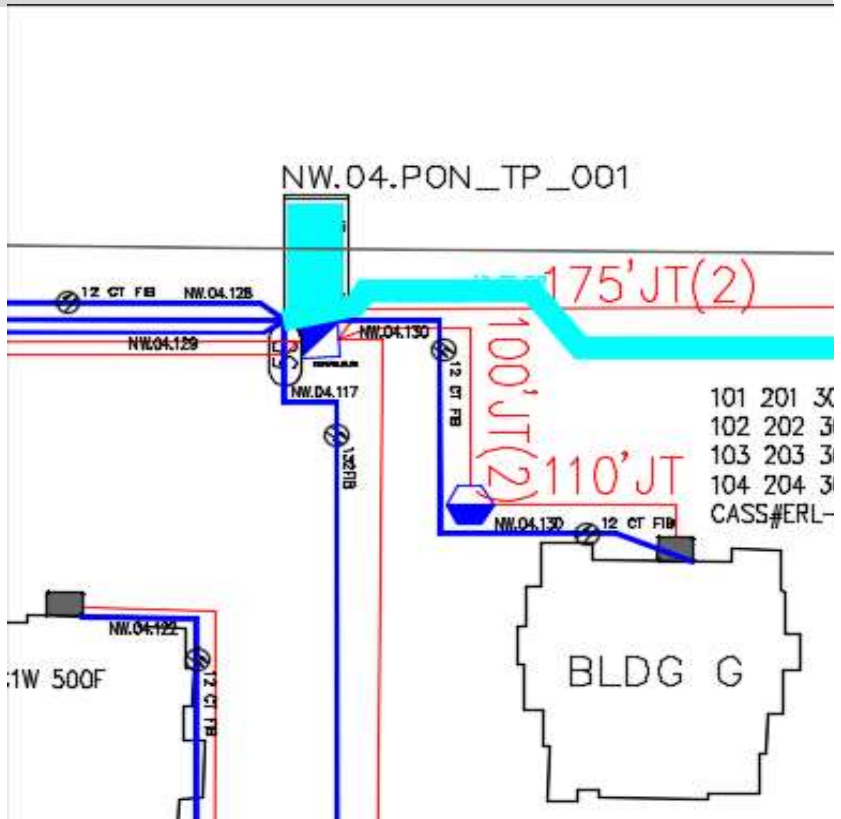


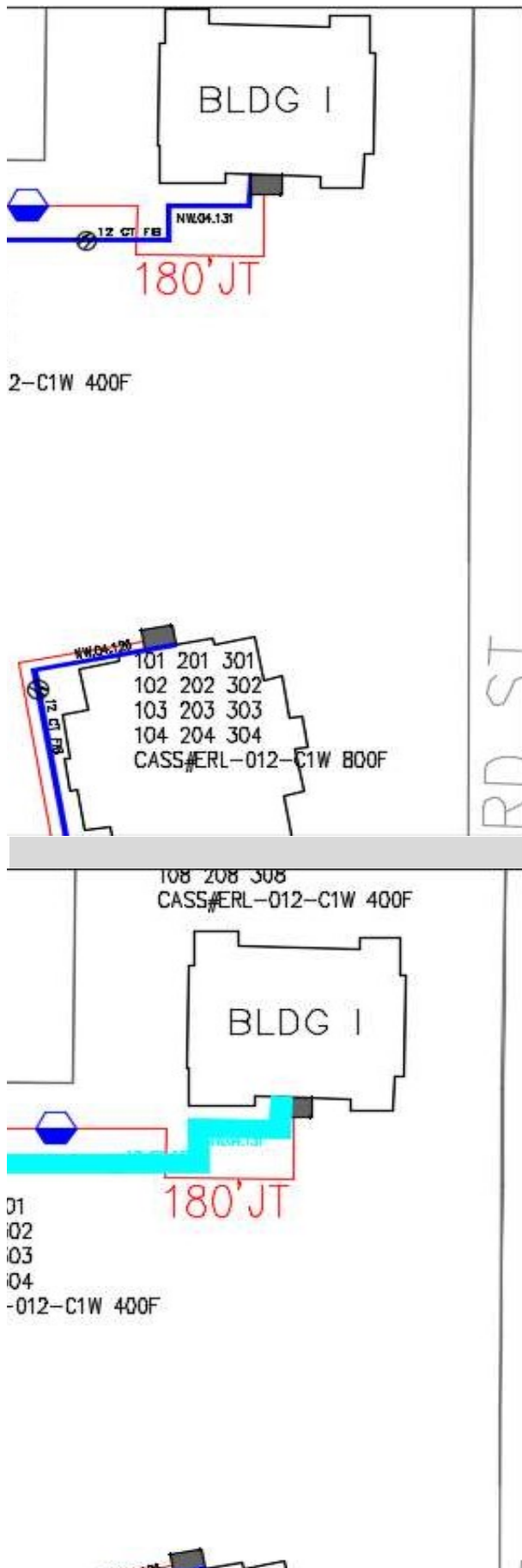


Sheath NW.04.130
 Count 12
 Starting Pole # UG
 Starting Address 1502 S Orchard St
 Ending Address 400
 Footage 400
 Notes



Sheath NW.04.131
 Count 12
 Starting Pole # UG
 Starting Address 1502 S Orchard St
 Ending Address 400
 Footage 400
 Notes







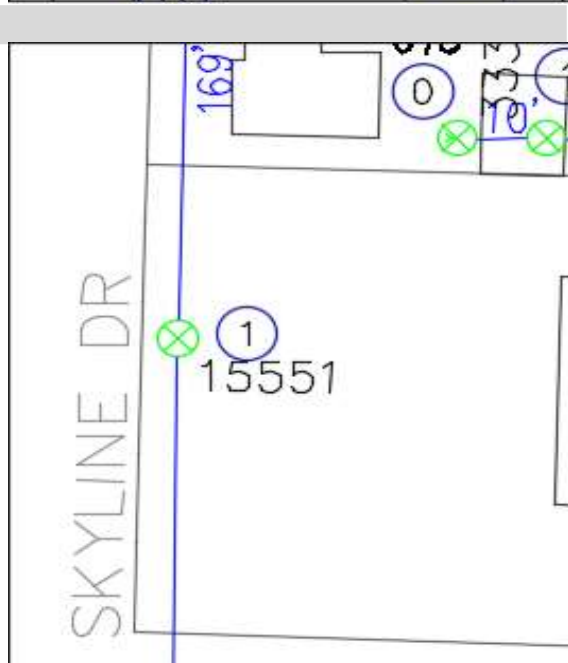
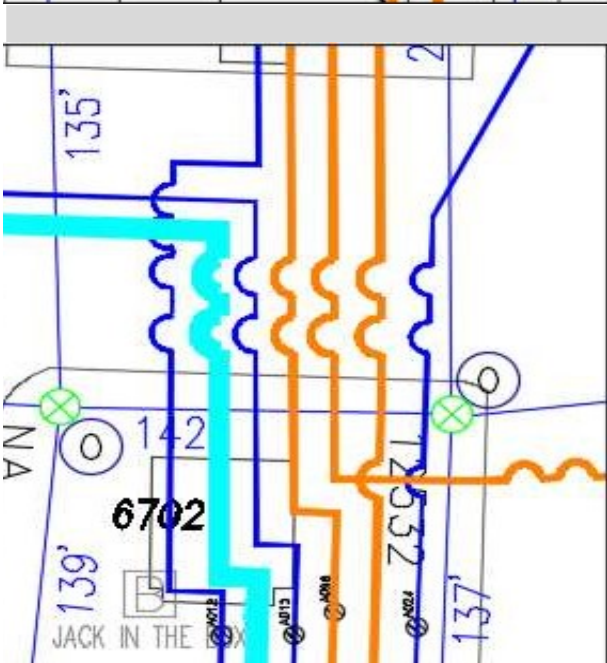
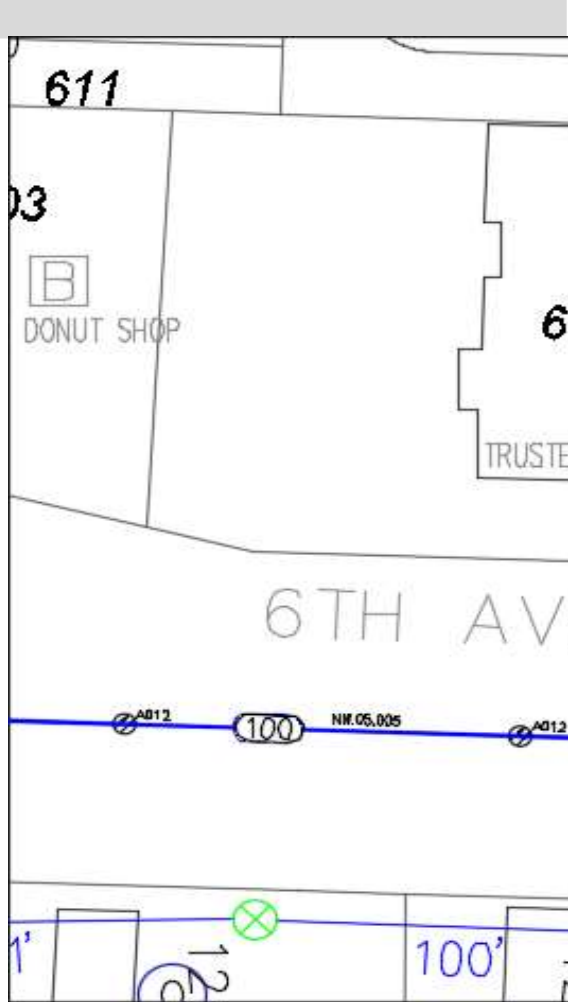
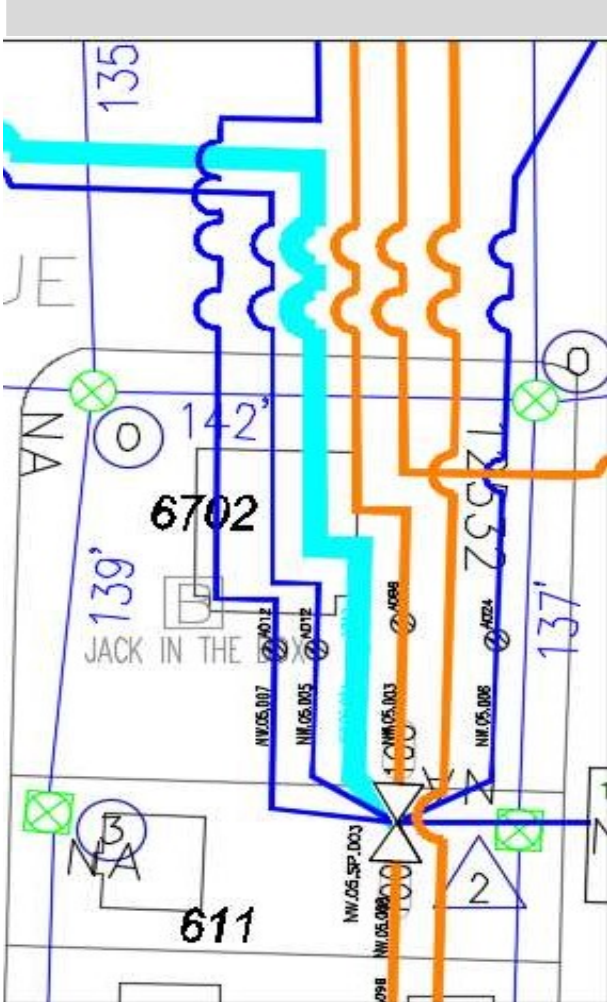
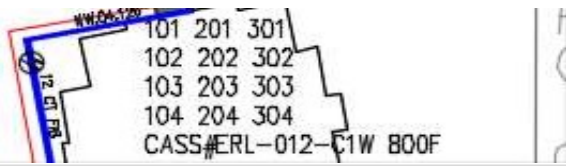


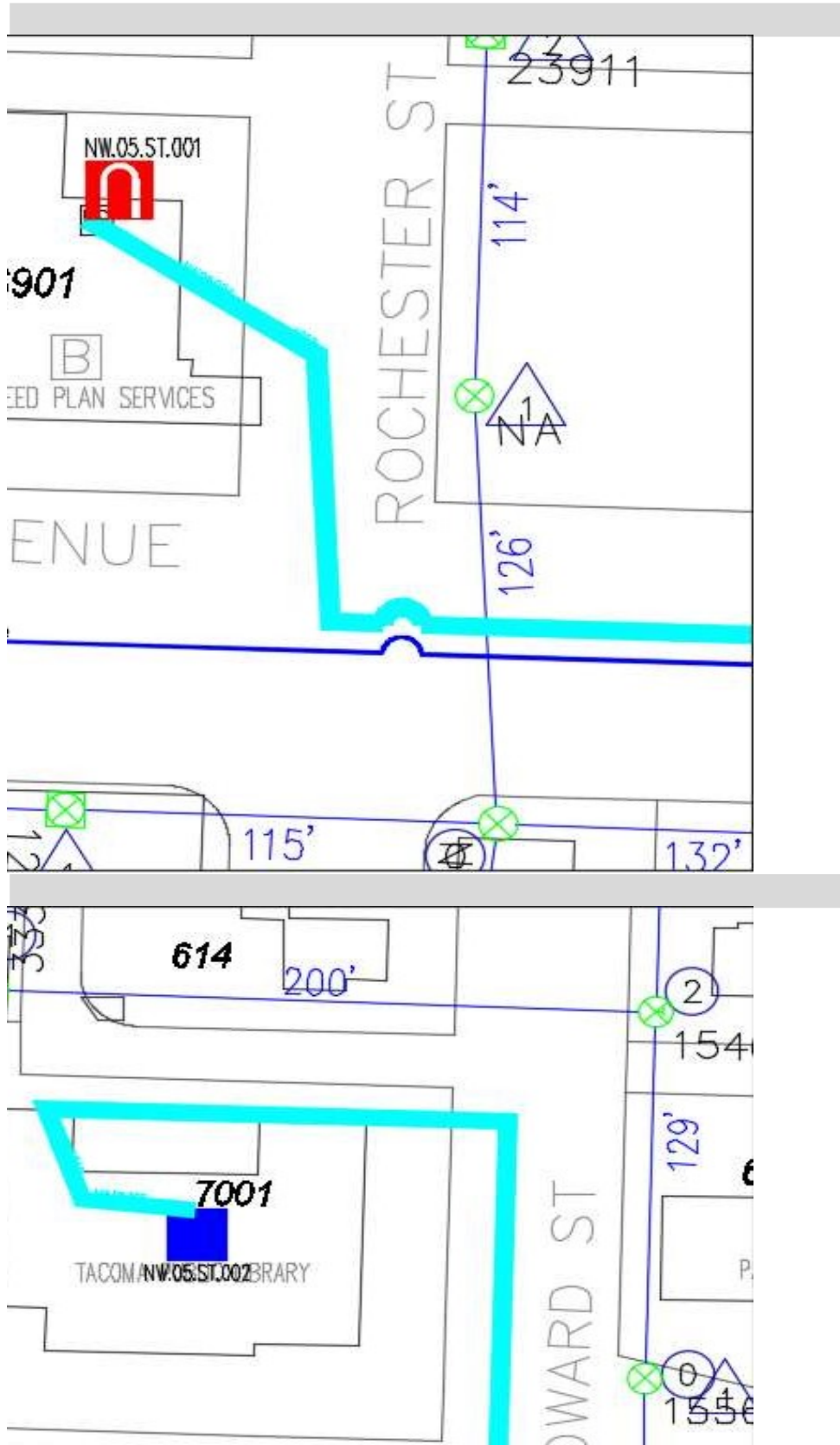
Sheath [NW.05.004](#)
 Count 12
 Starting Pole # NA
 Starting Address 6702 6th Ave
 Ending Address 6901 6th Ave
 Footage 995
 Notes

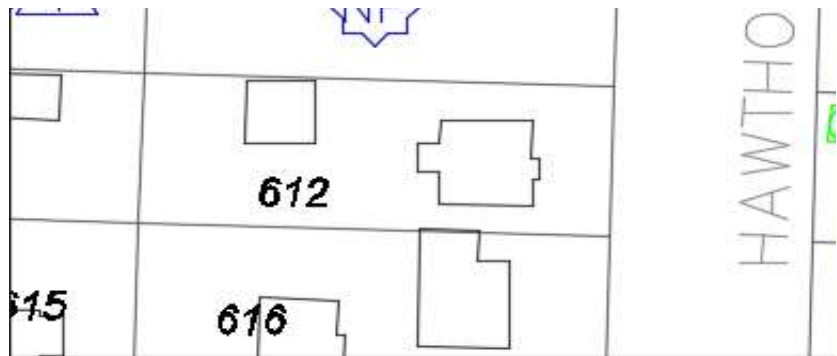


Sheath [NW.05.005](#)
 Count 12
 Starting Pole # NA
 Starting Address 6702 6th Ave
 Ending Address 7001 6th Ave
 Footage 1401
 Notes





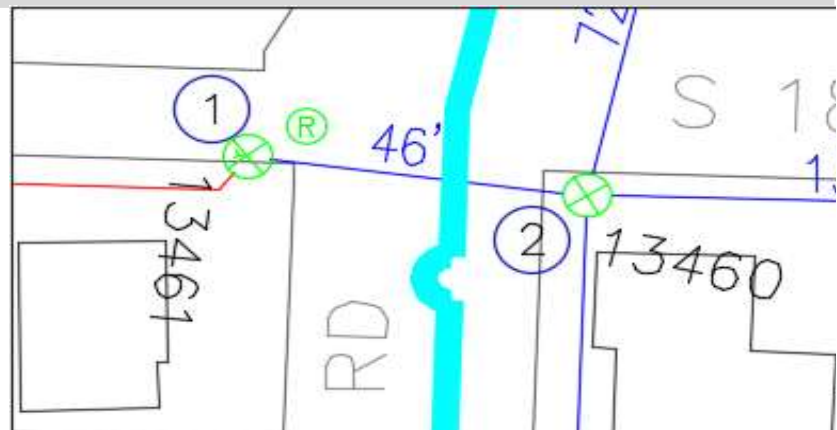


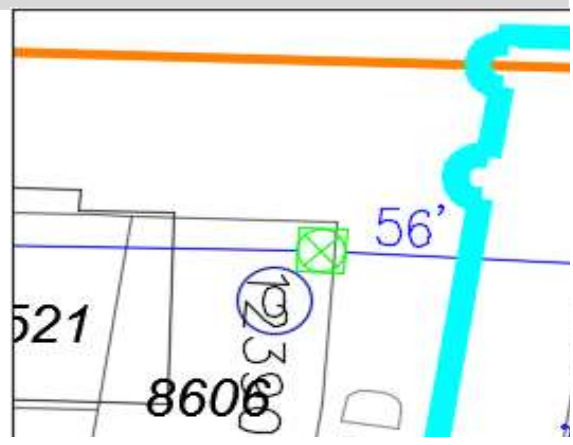
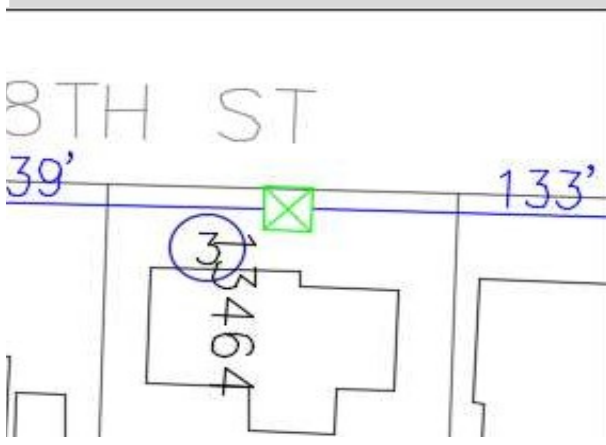
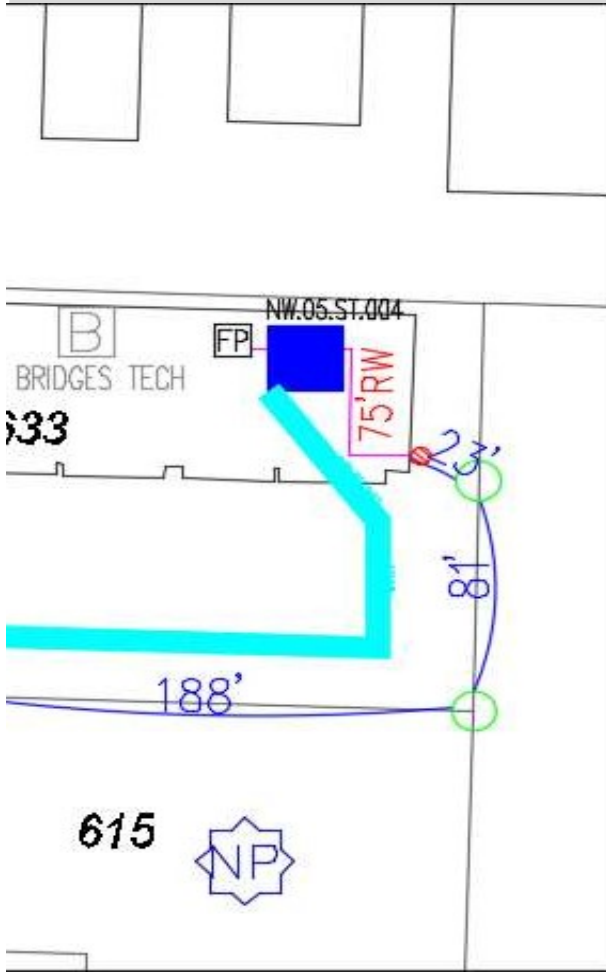
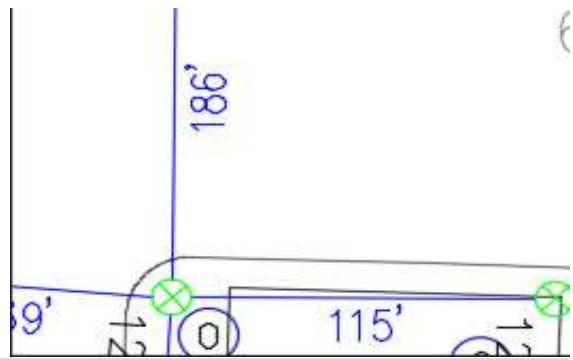
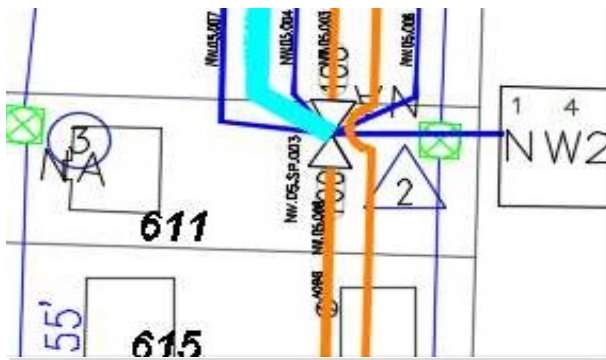


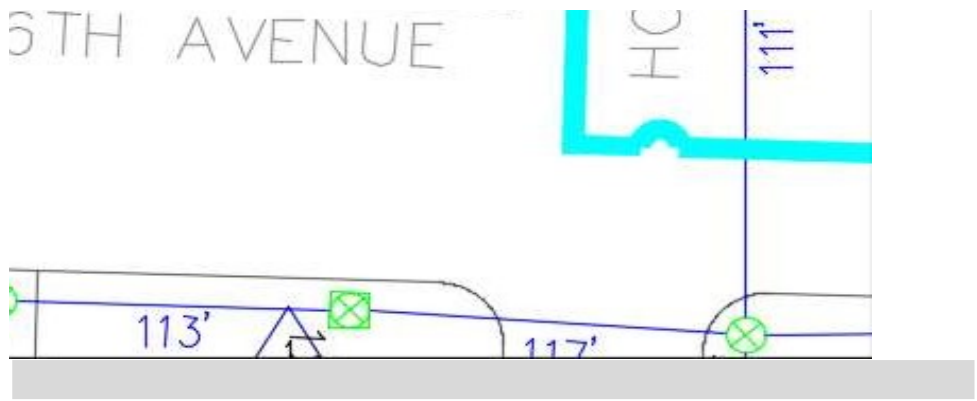
Sheath NW.05.007
 Count 12
 Starting Pole # NA
 Starting Address 633 N Mildred St
 Ending Address 367
 Footage 367
 Notes



Sheath [NW.05.011](#)
 Count 24
 Starting Pole # 32750
 Starting Address 1821 Walters Rd
 Ending Address 8440 6th Ave
 Footage 1135
 Notes

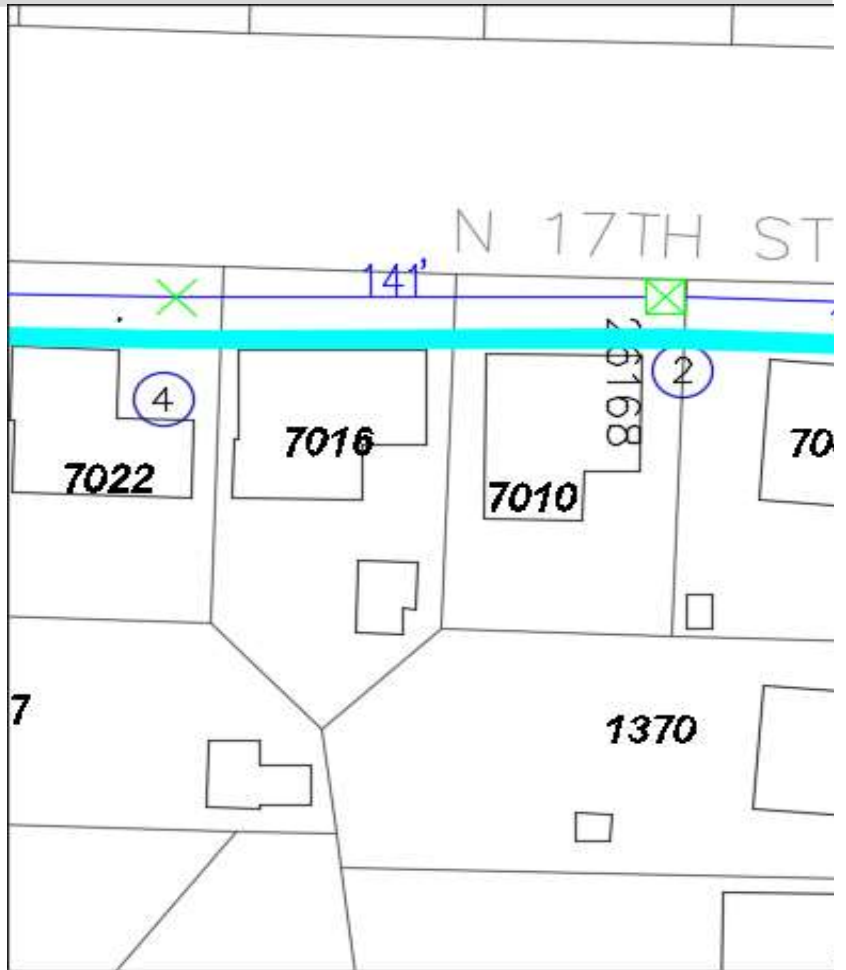




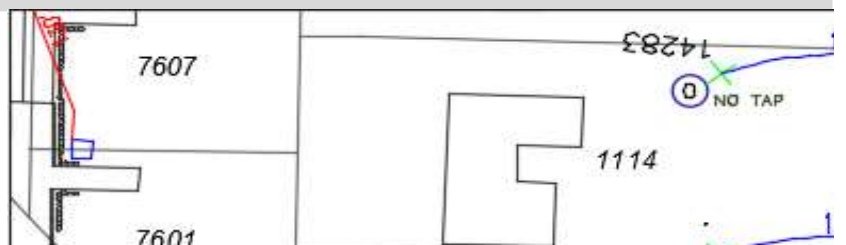


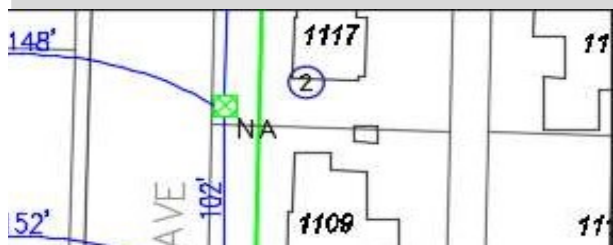
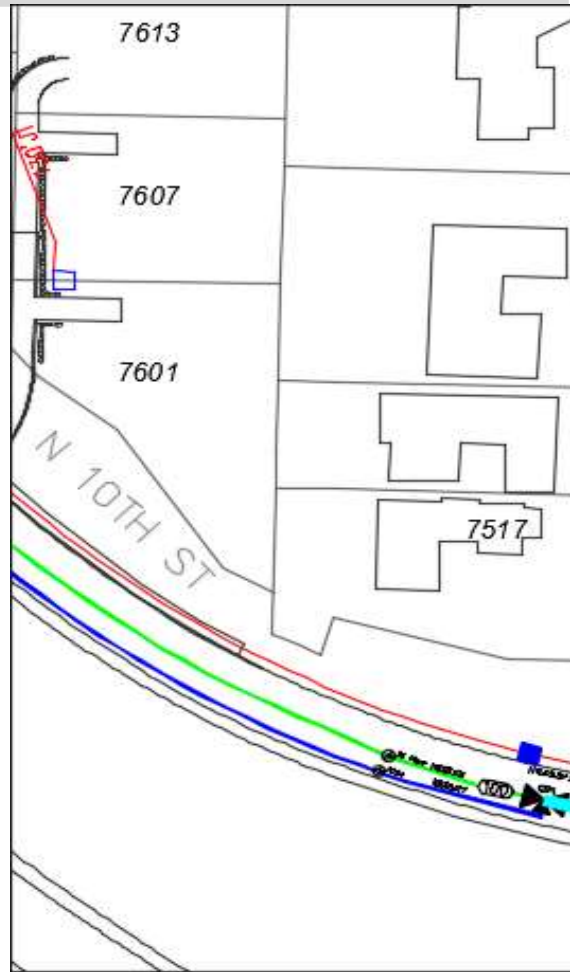


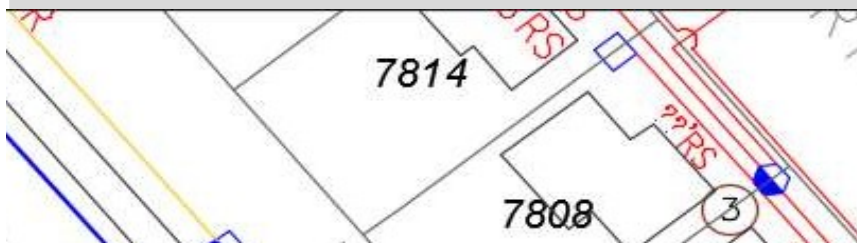
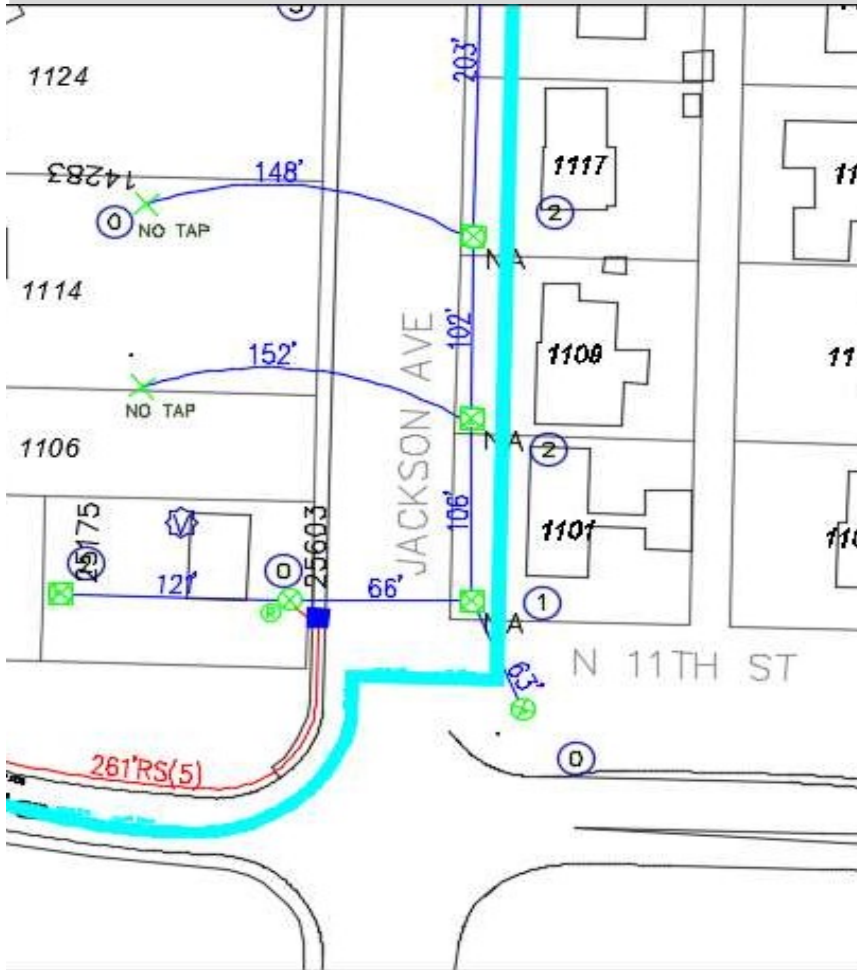
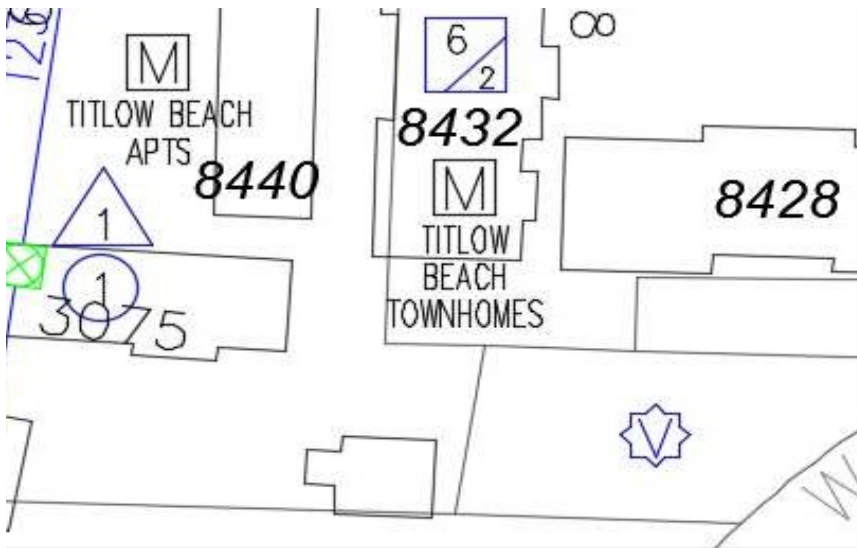
Sheath [NW.05.015](#)
 Count 36
 Starting Pole # 26168
 Starting Address 7010 N 17th St
 Ending Address 7517 N 10th St
 Footage 4701
 Notes



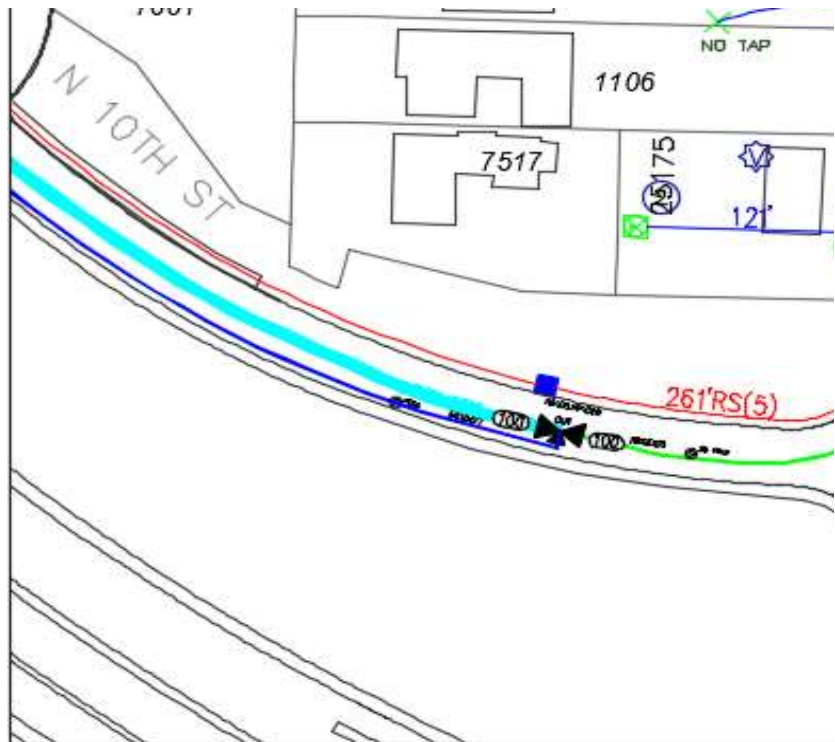
Sheath [NW.05.016](#)
 Count 36
 Starting Pole # UG
 Starting Address 7517 N 10th St
 Ending Address 7815 N 10th St
 Footage 2044



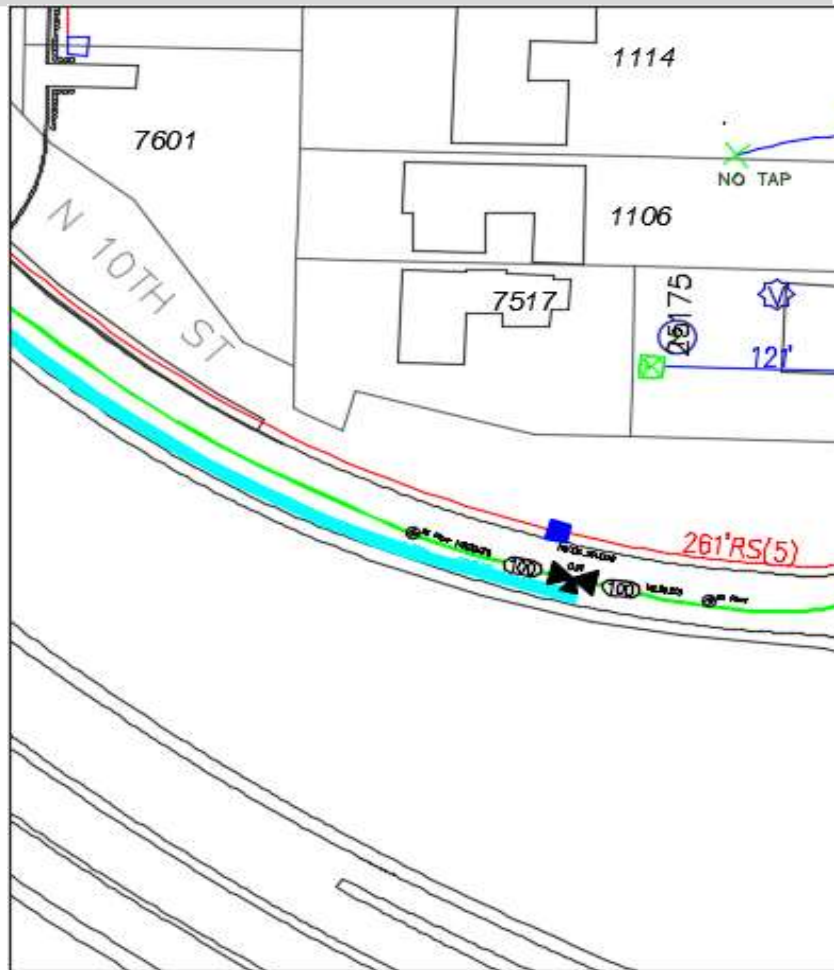




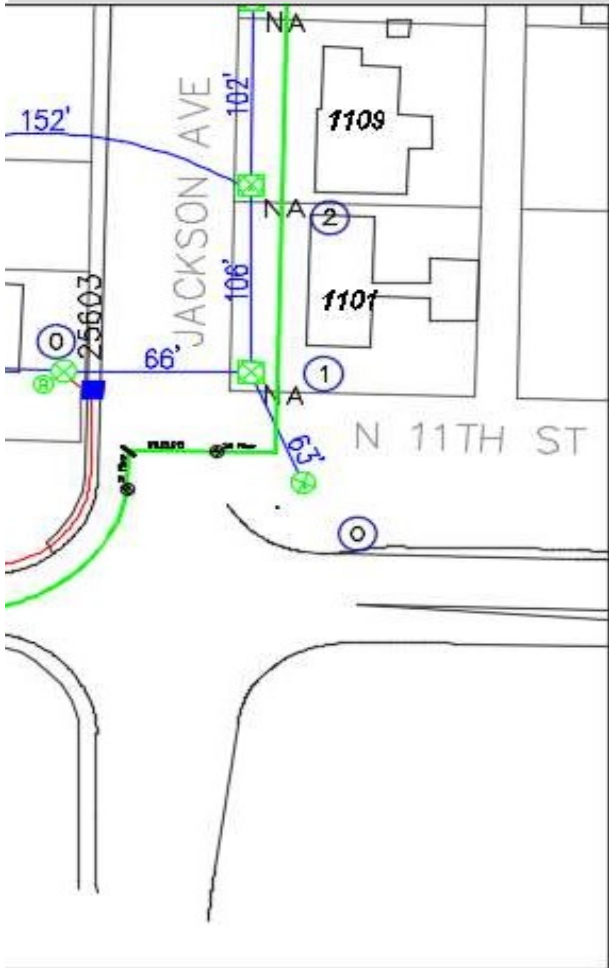
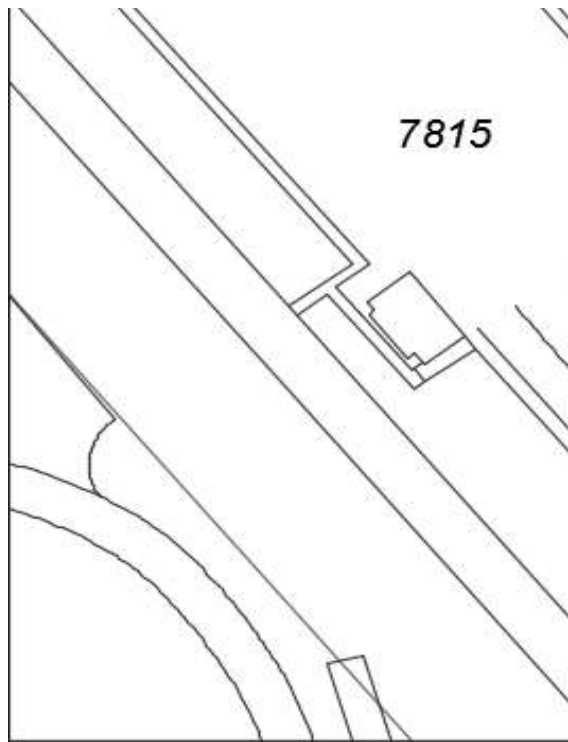
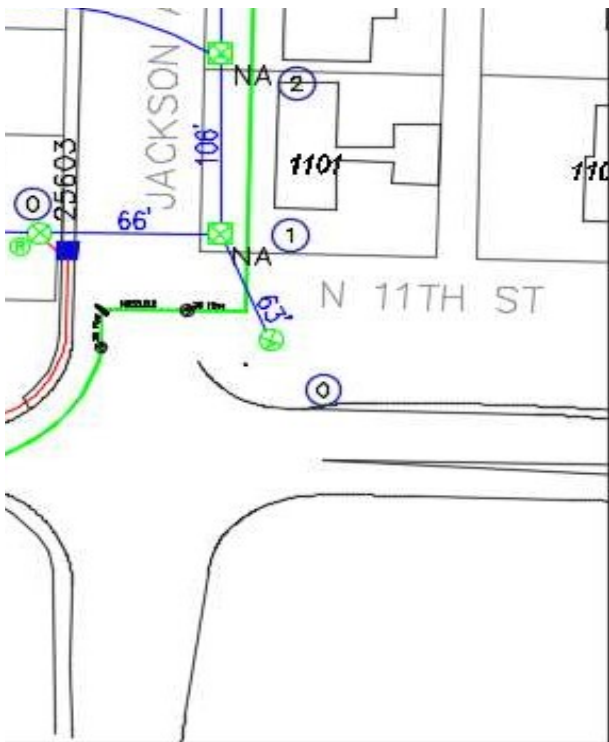
Notes



Sheath [NW.05.017](#)
Count 24
Starting Pole # UG
Starting Address 7517 N 10th St
Ending Address
Footage 24
Notes



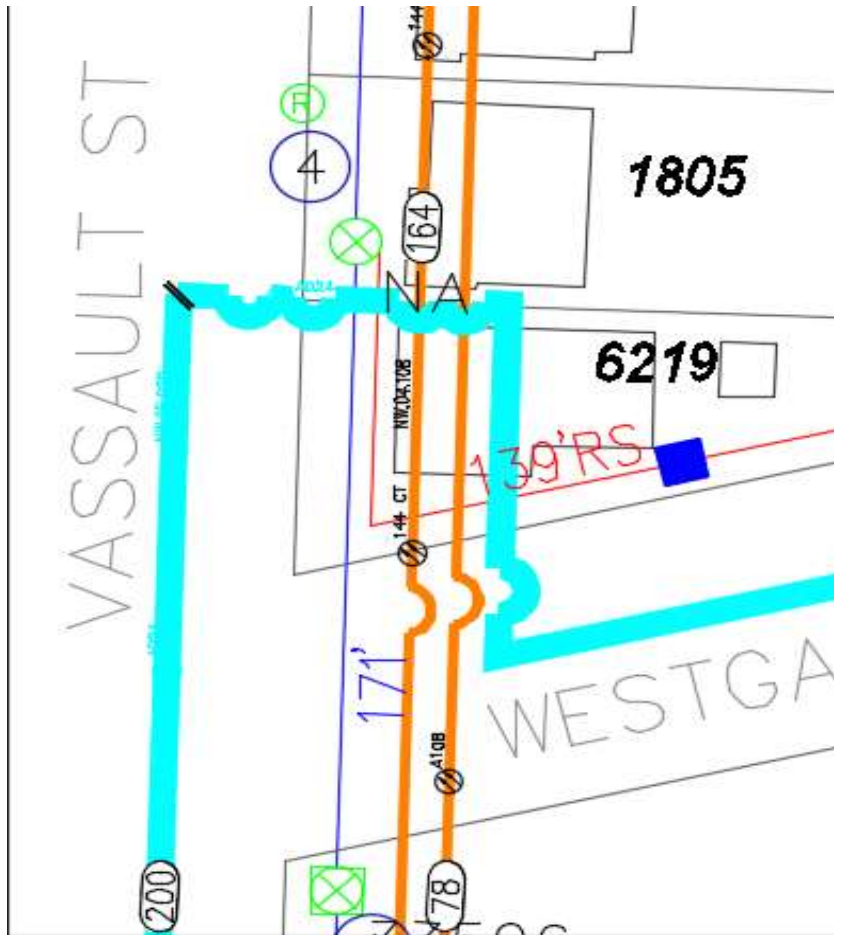
Sheath [NW.05.022](#)



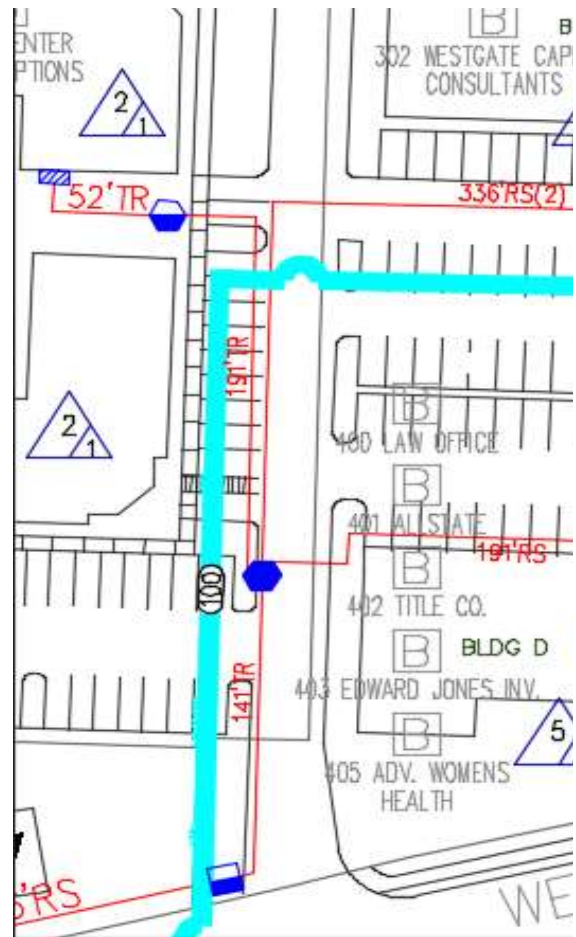
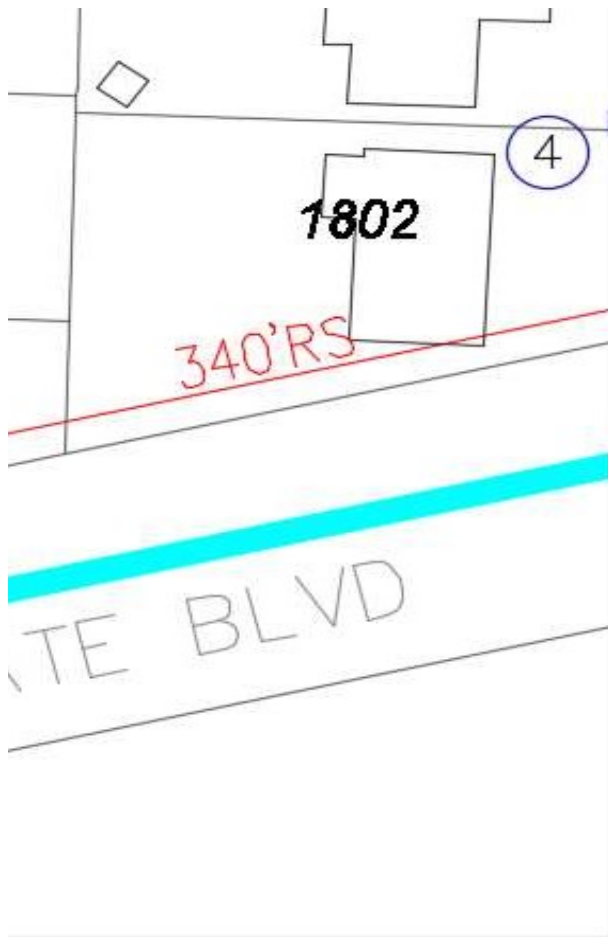
1000

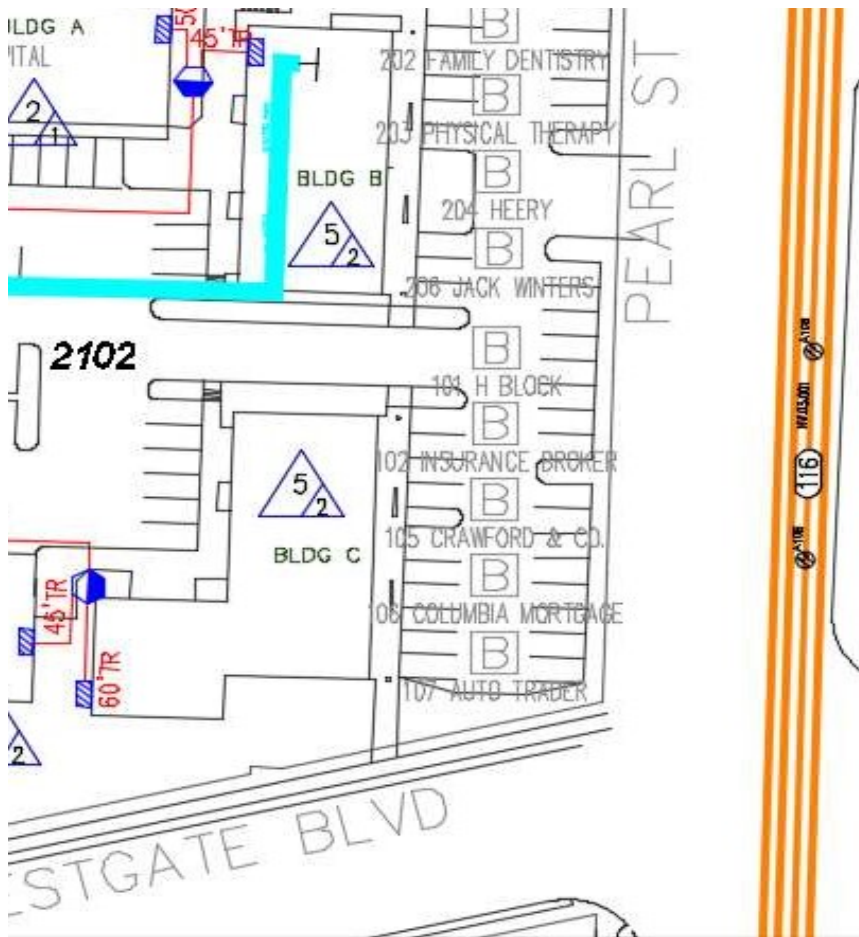


Count 24
Starting Pole # UG
Starting Address 6219 Westgate BLVD
Ending Address 2102 N Pearl St
Footage 1830
Notes



104
366






NW.01.029



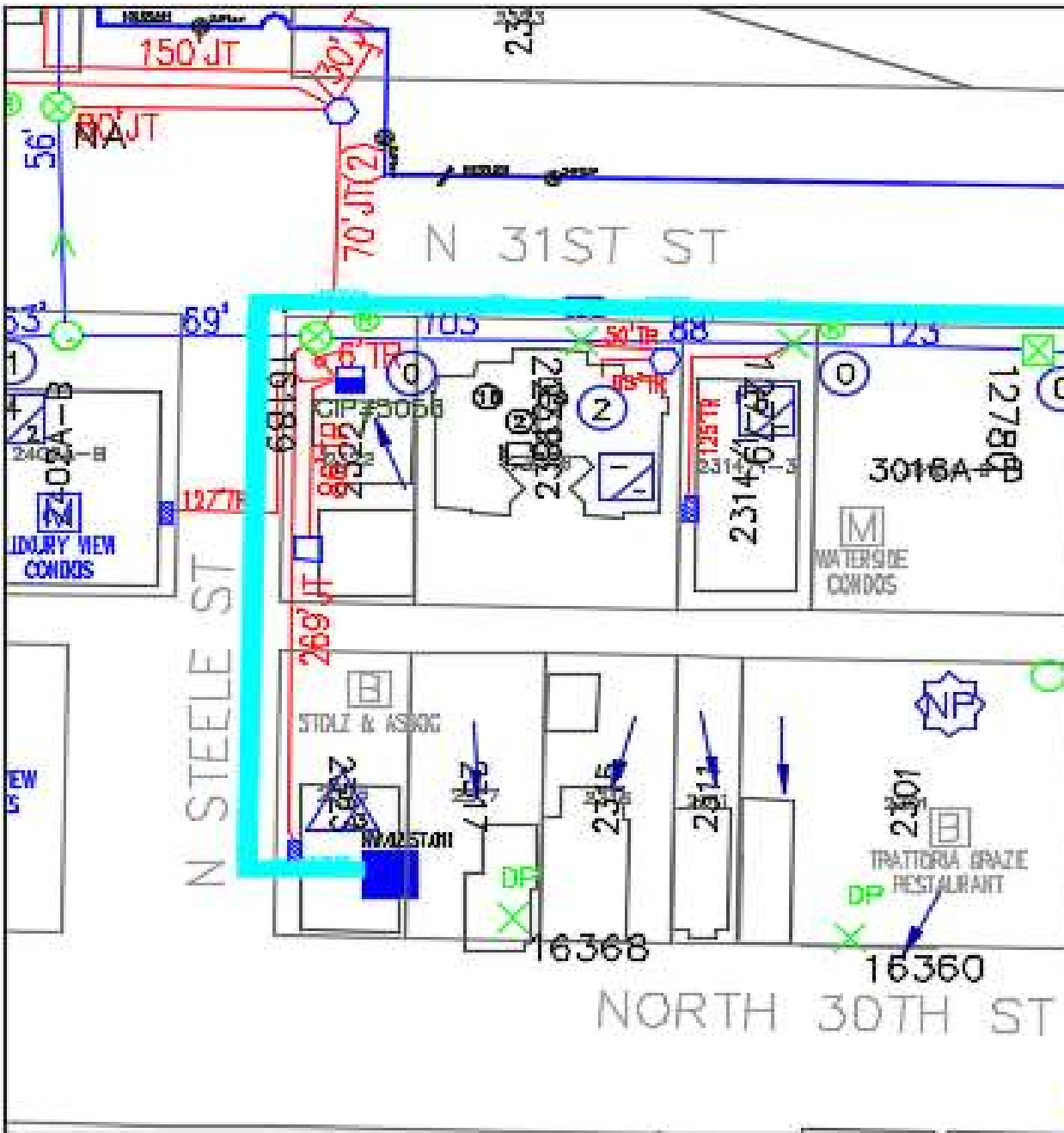


NW.01.030




NW.02.018



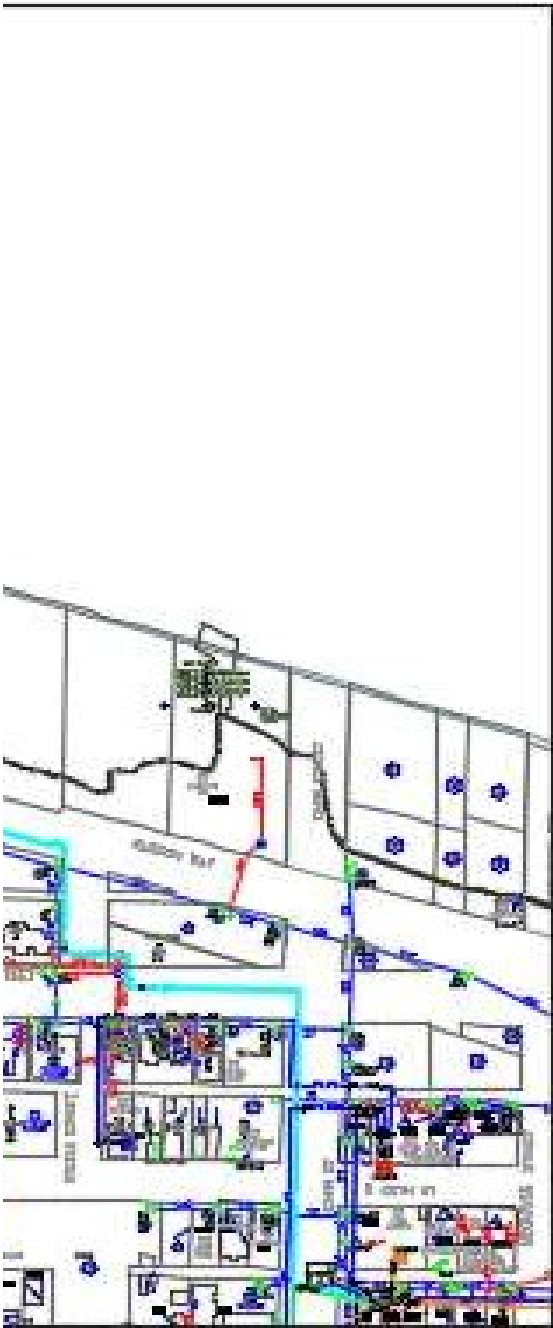


NW.02.021





NW.02.023





NW.02.027



NW.03.007





NW.03.009

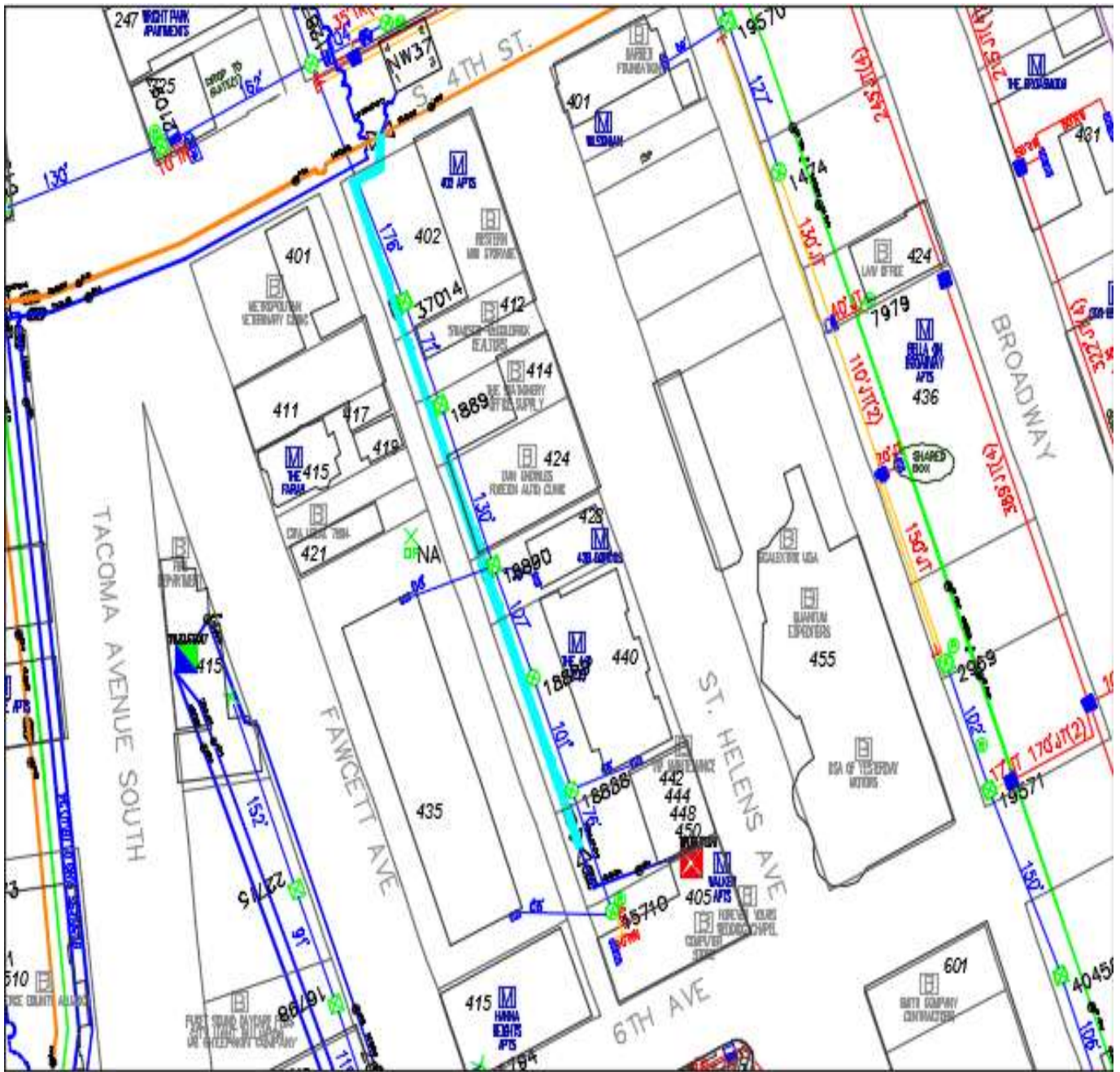




NW.03.010



NW.03.024



NW.03.028



NW.03.030





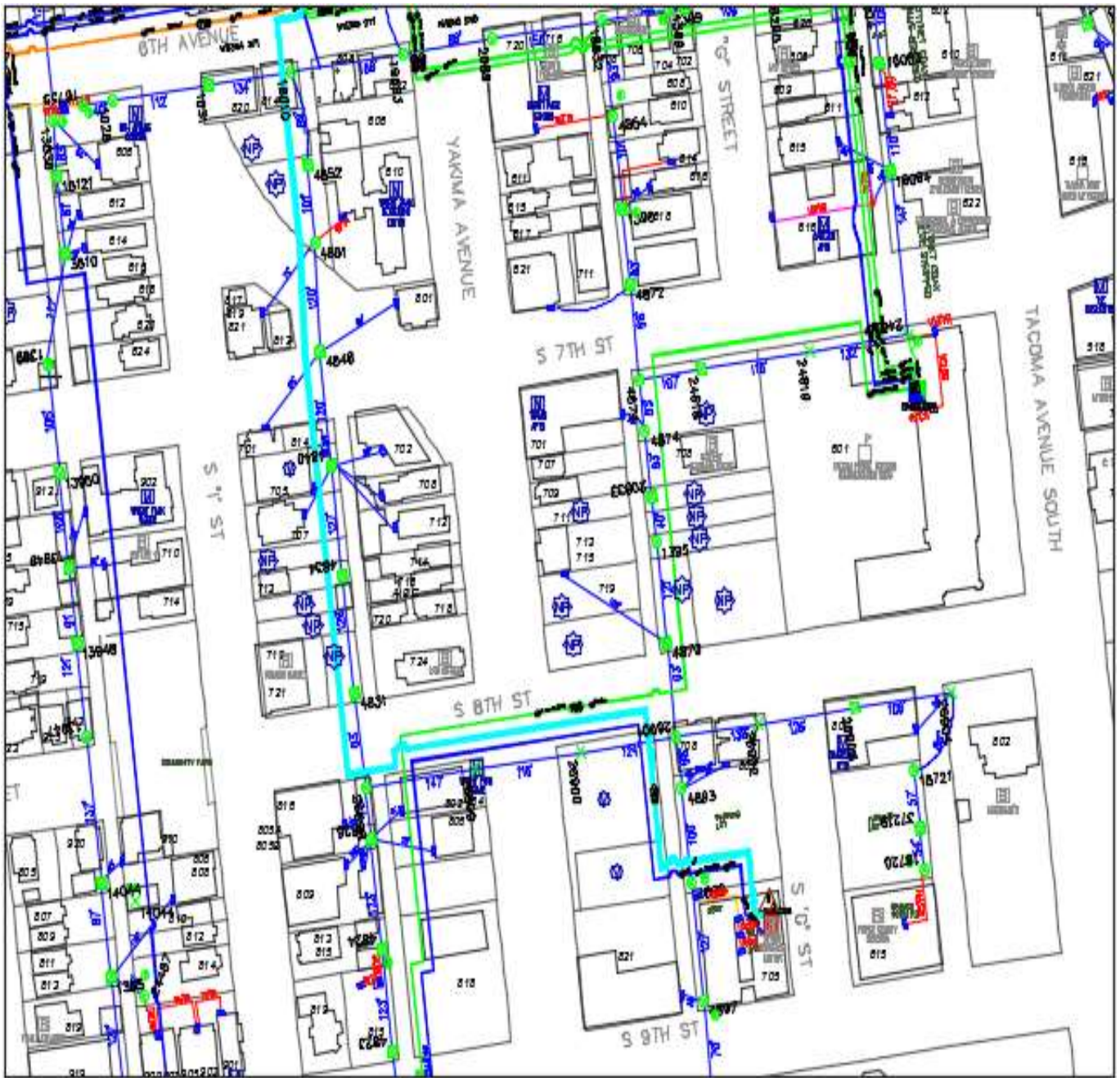
NW.03.037



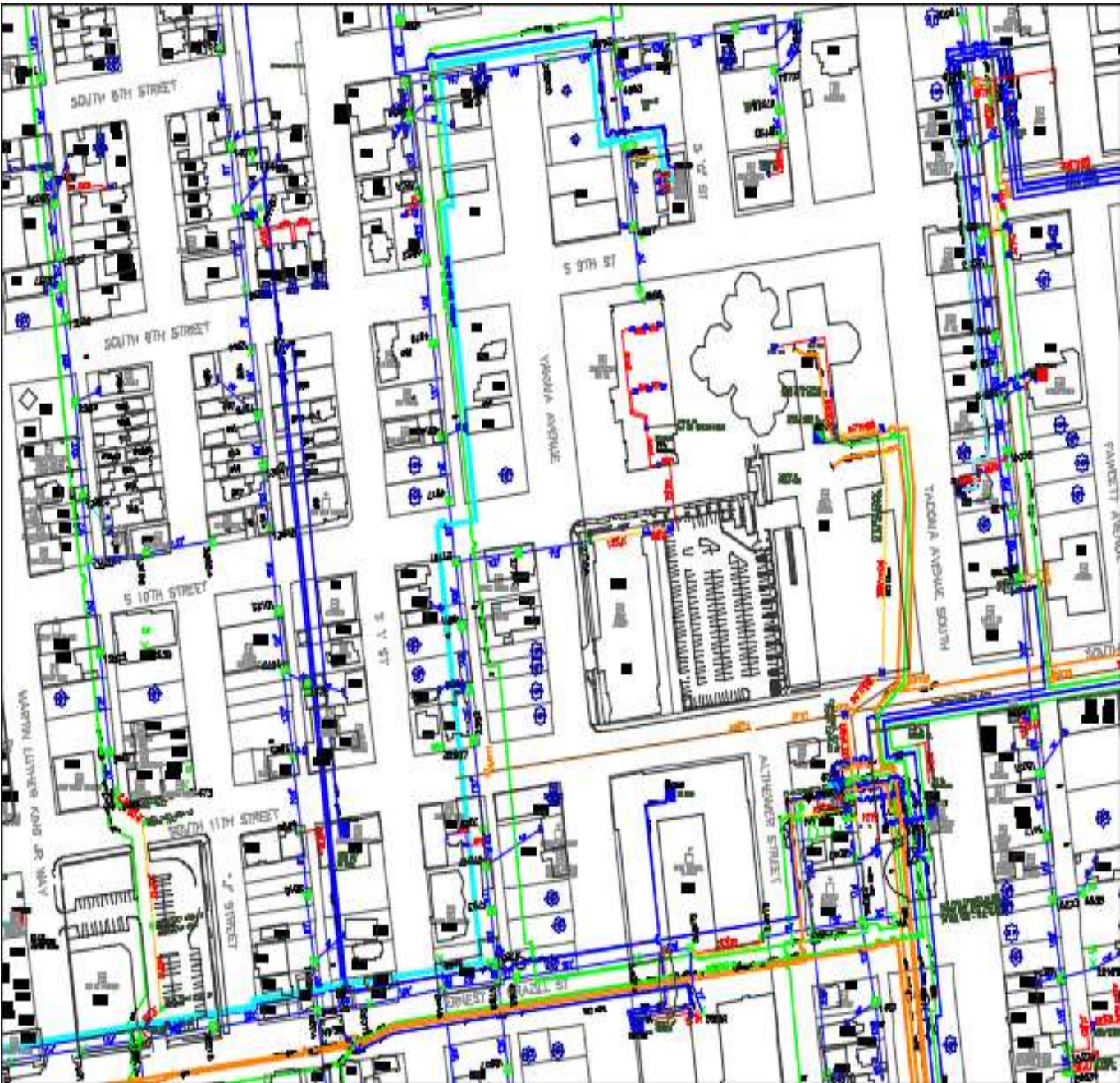


NW.03.038





NW.03.039



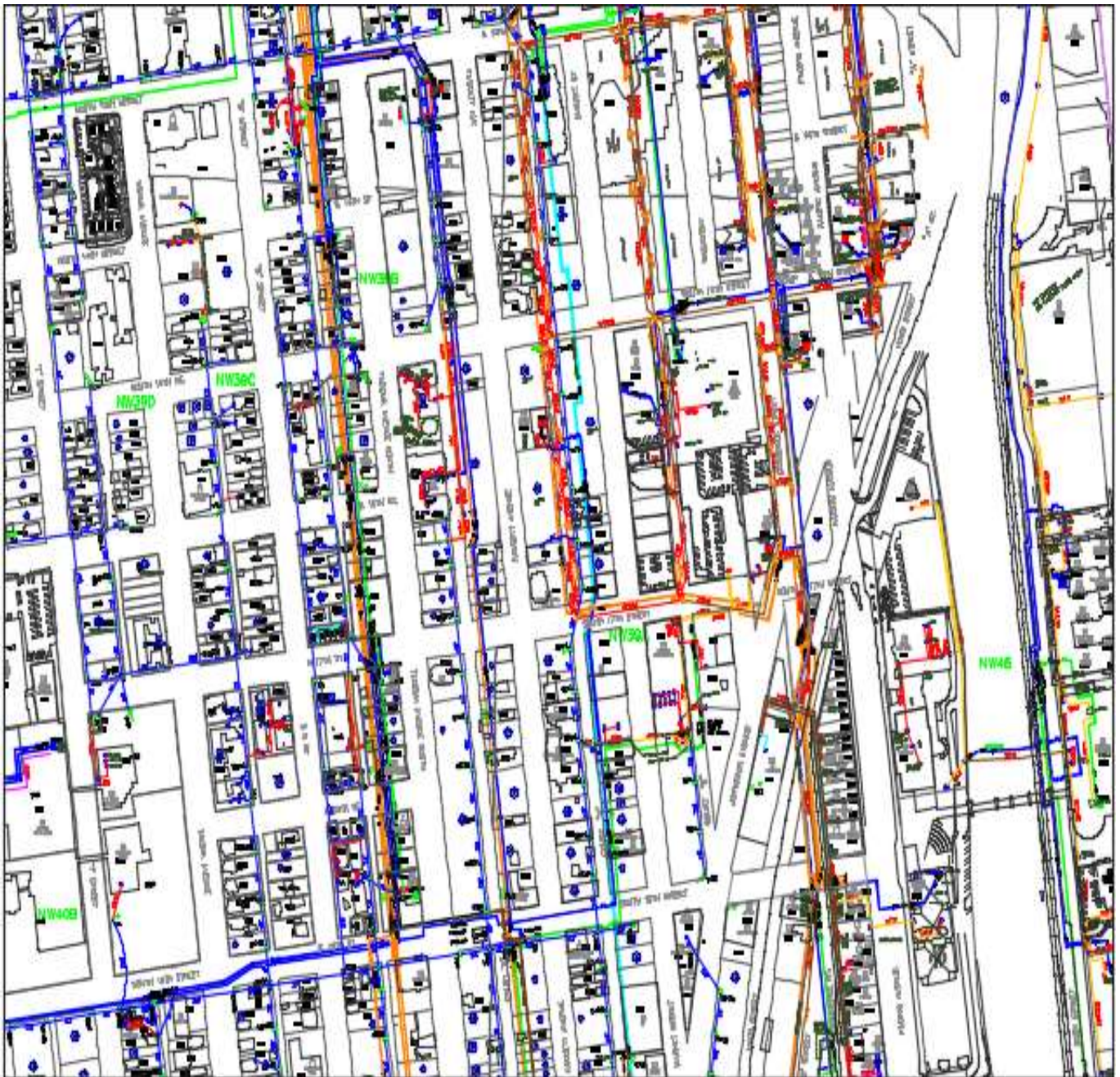
NW.04.015



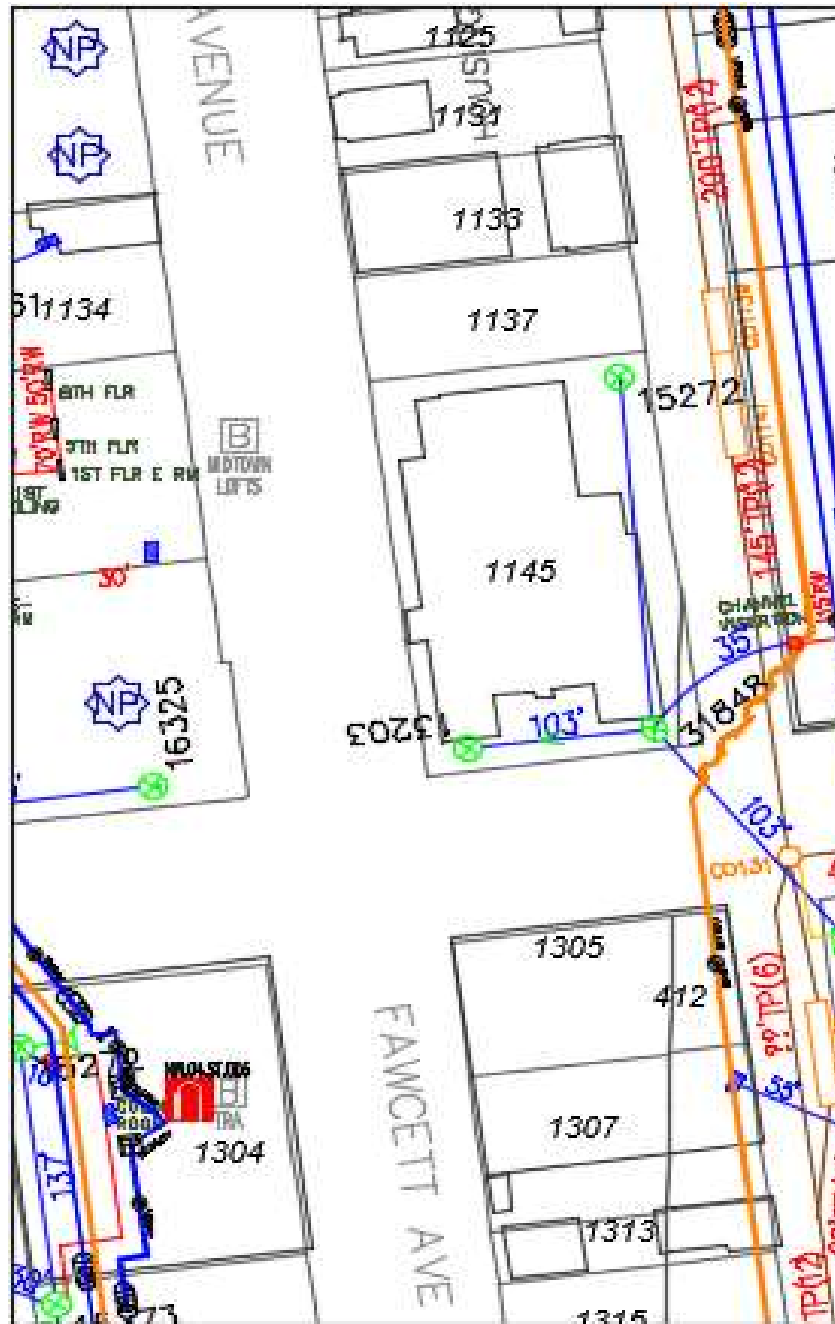


NW.04.025





NW.04.026





NW.04.039





NW.04.040





NW.04.049





NW.04.051



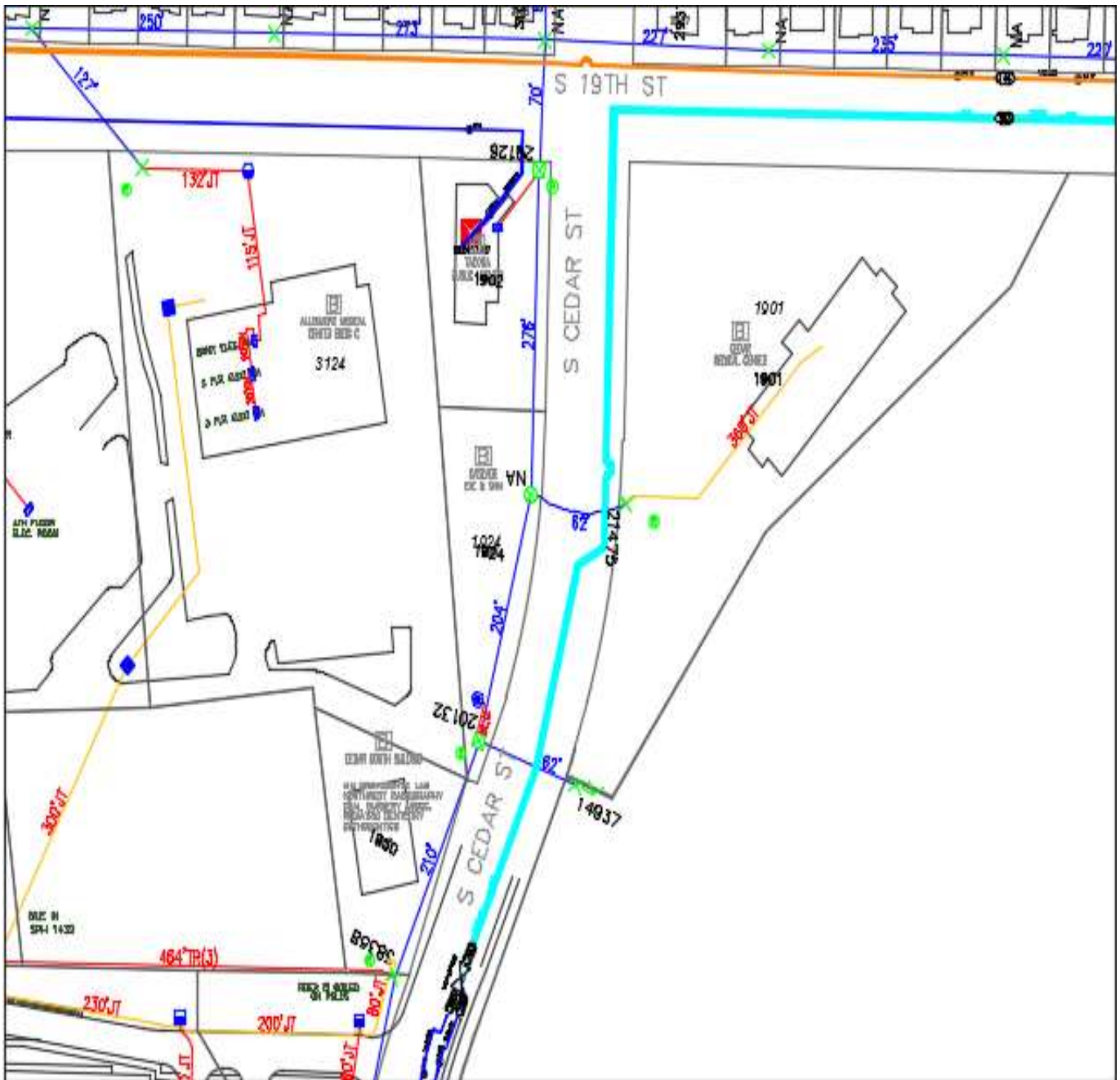


NW.04.052

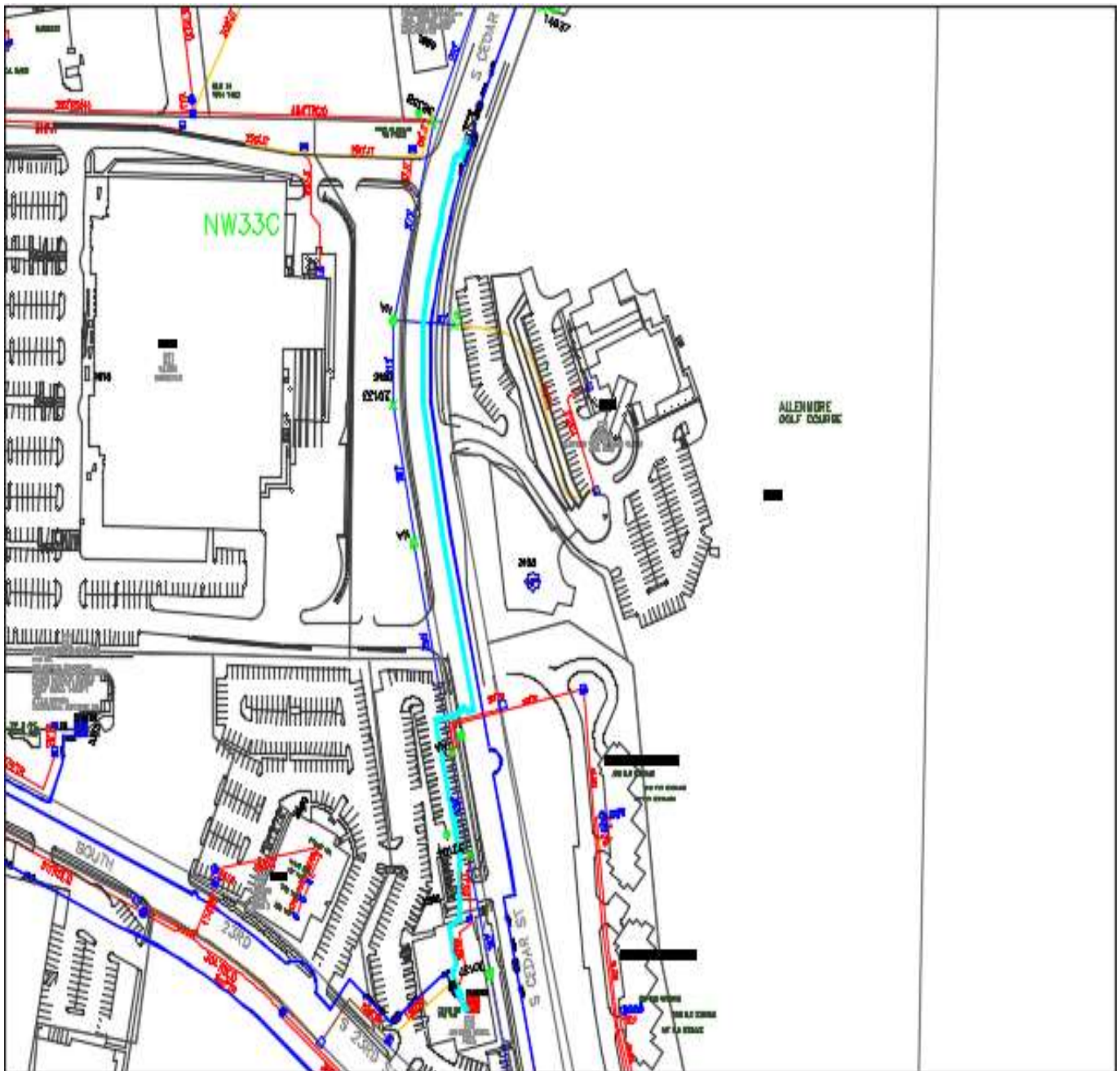


NW.04.068



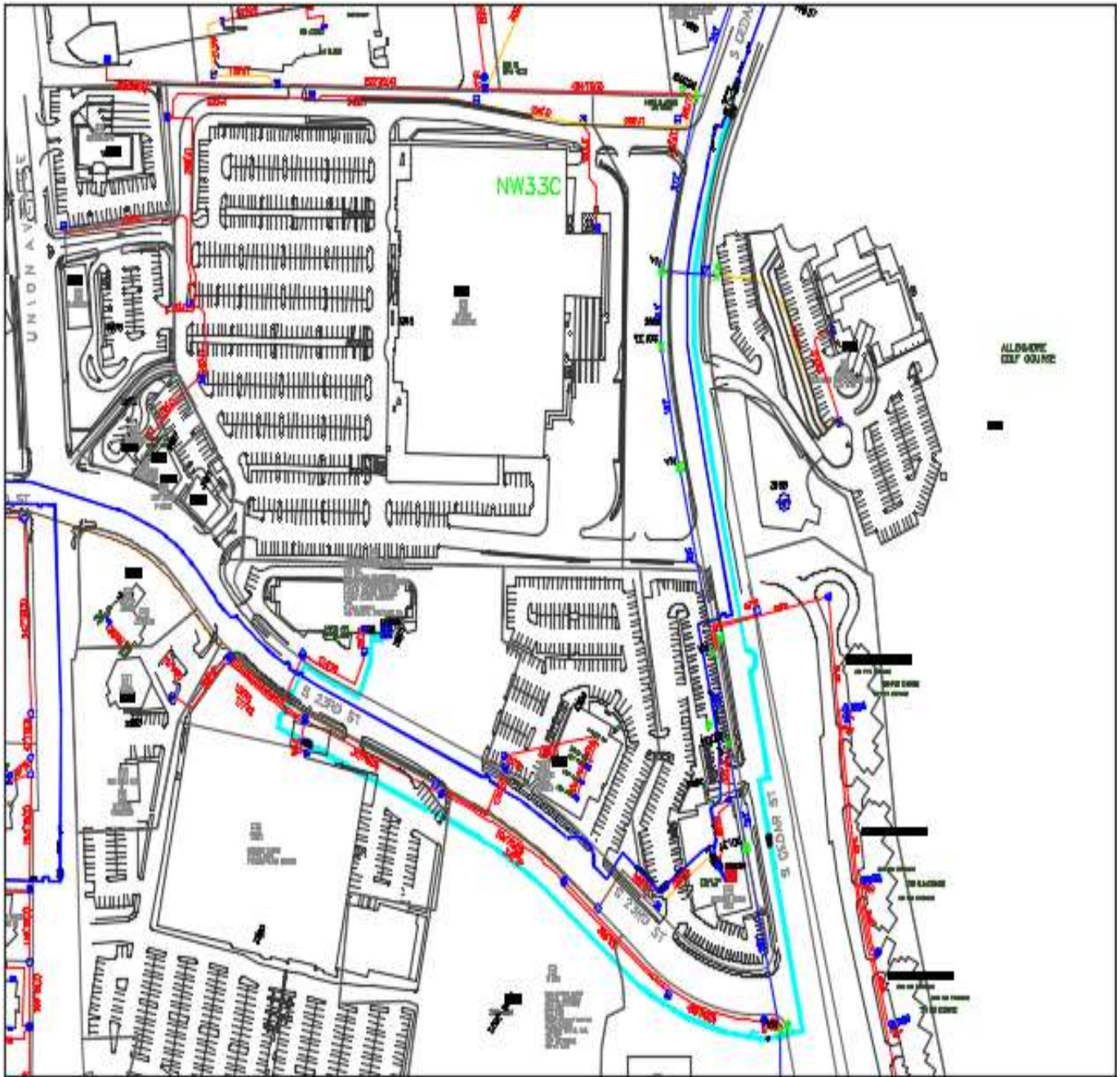


NW.04.069



NW.04.070



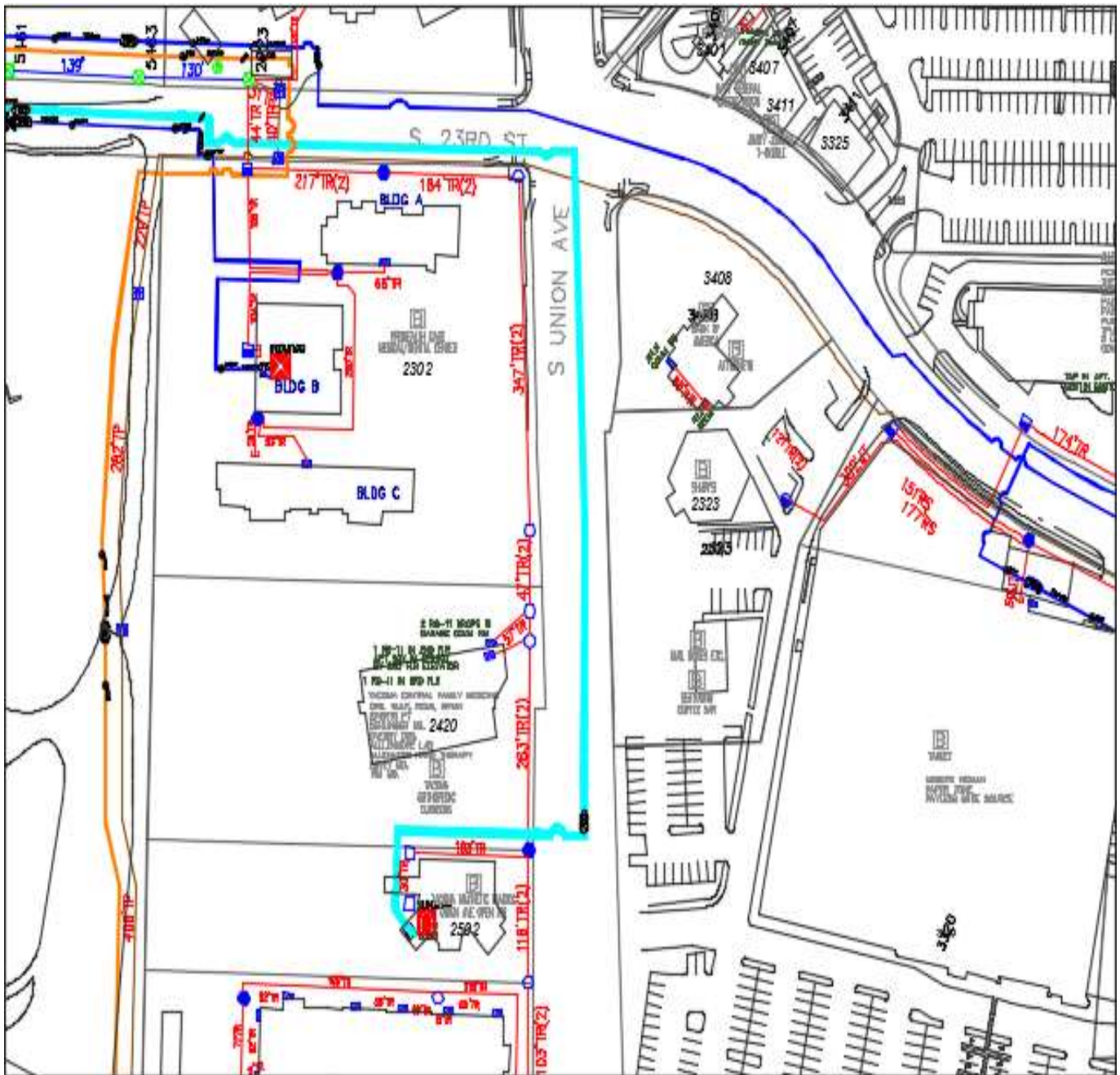


NW.04.071





NW.04.073

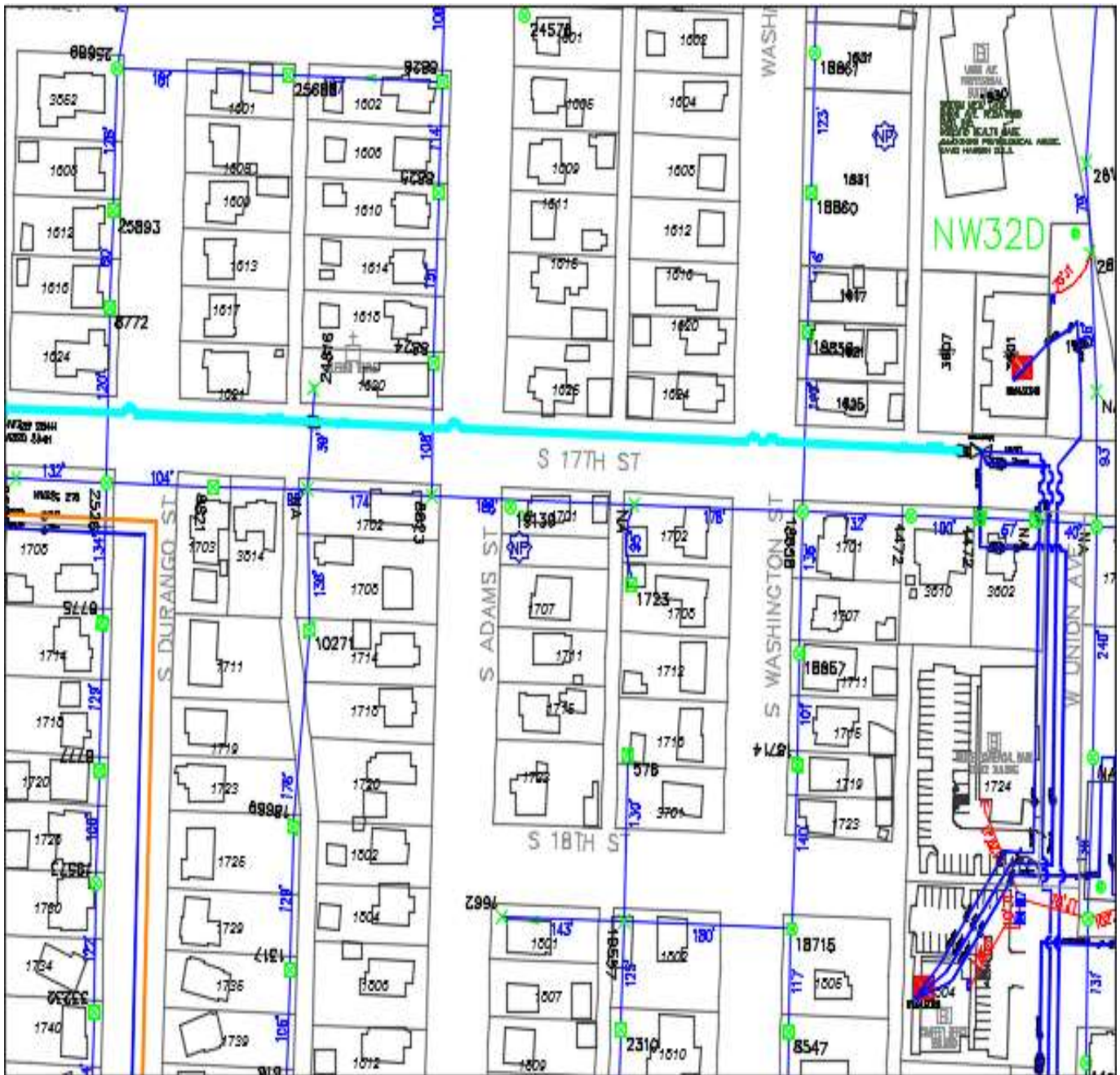


NW.04.074



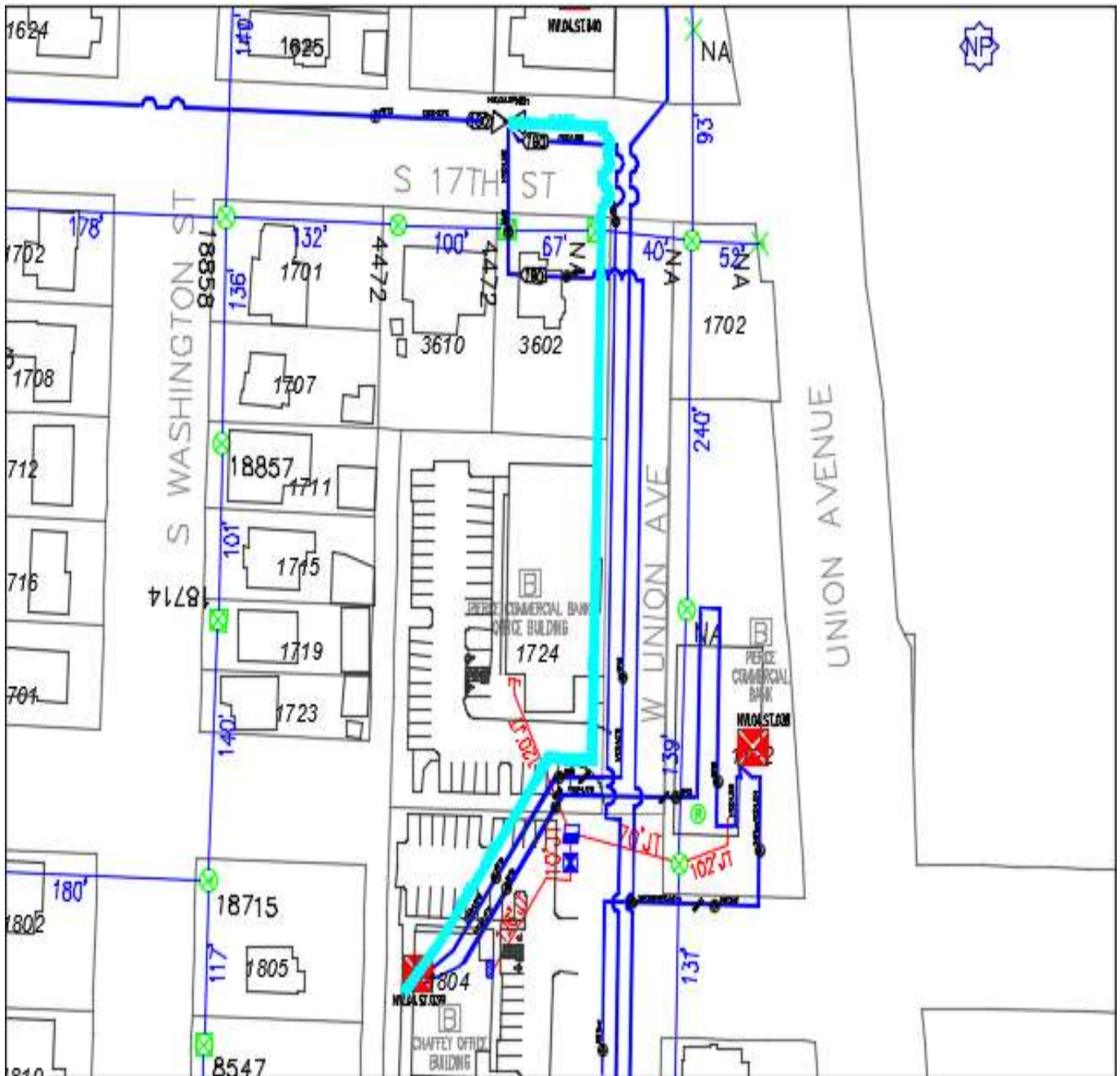
NW.04.076





NW.04.077





NW.04.079





NW.04.080





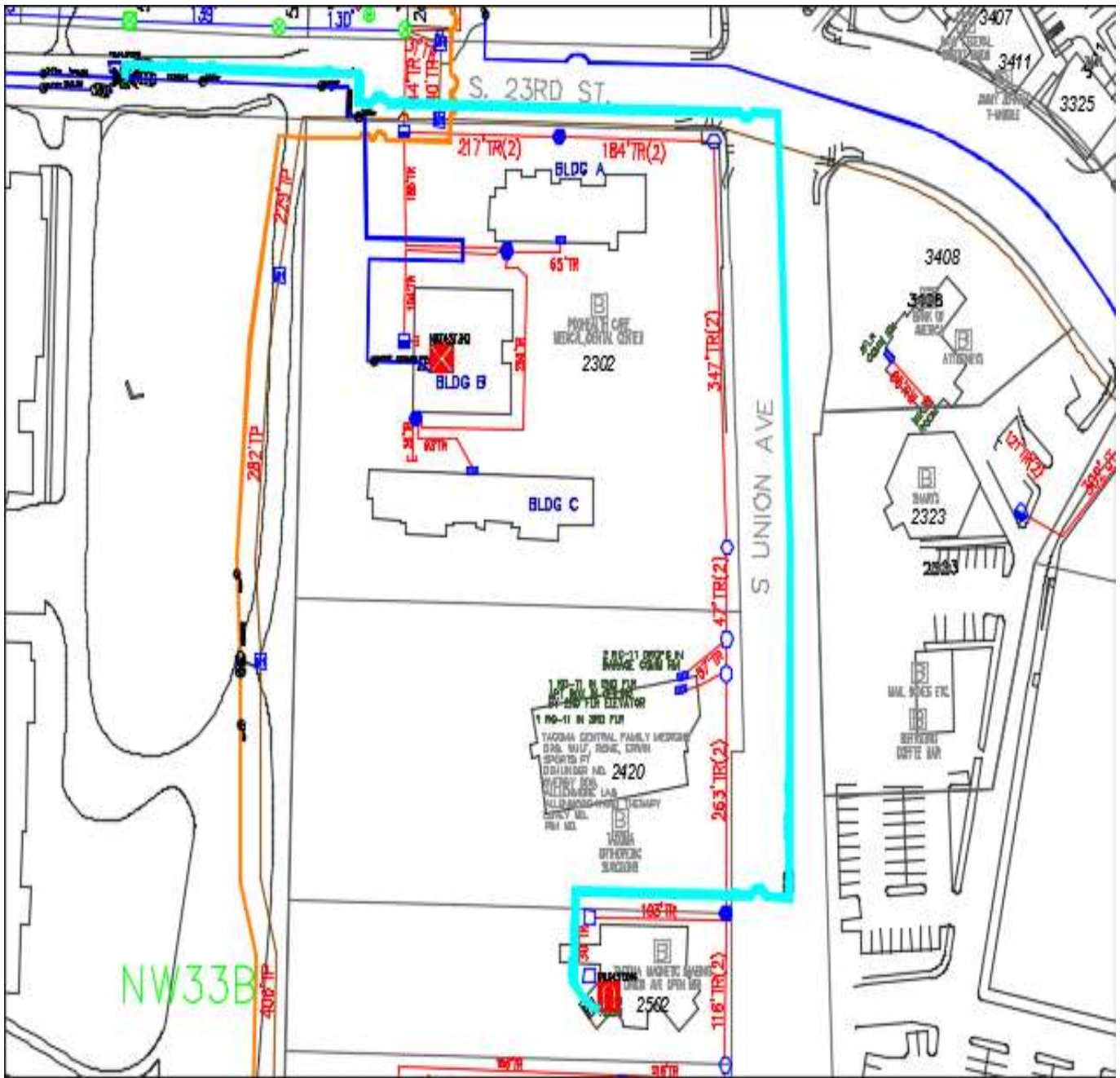
NW.04.082





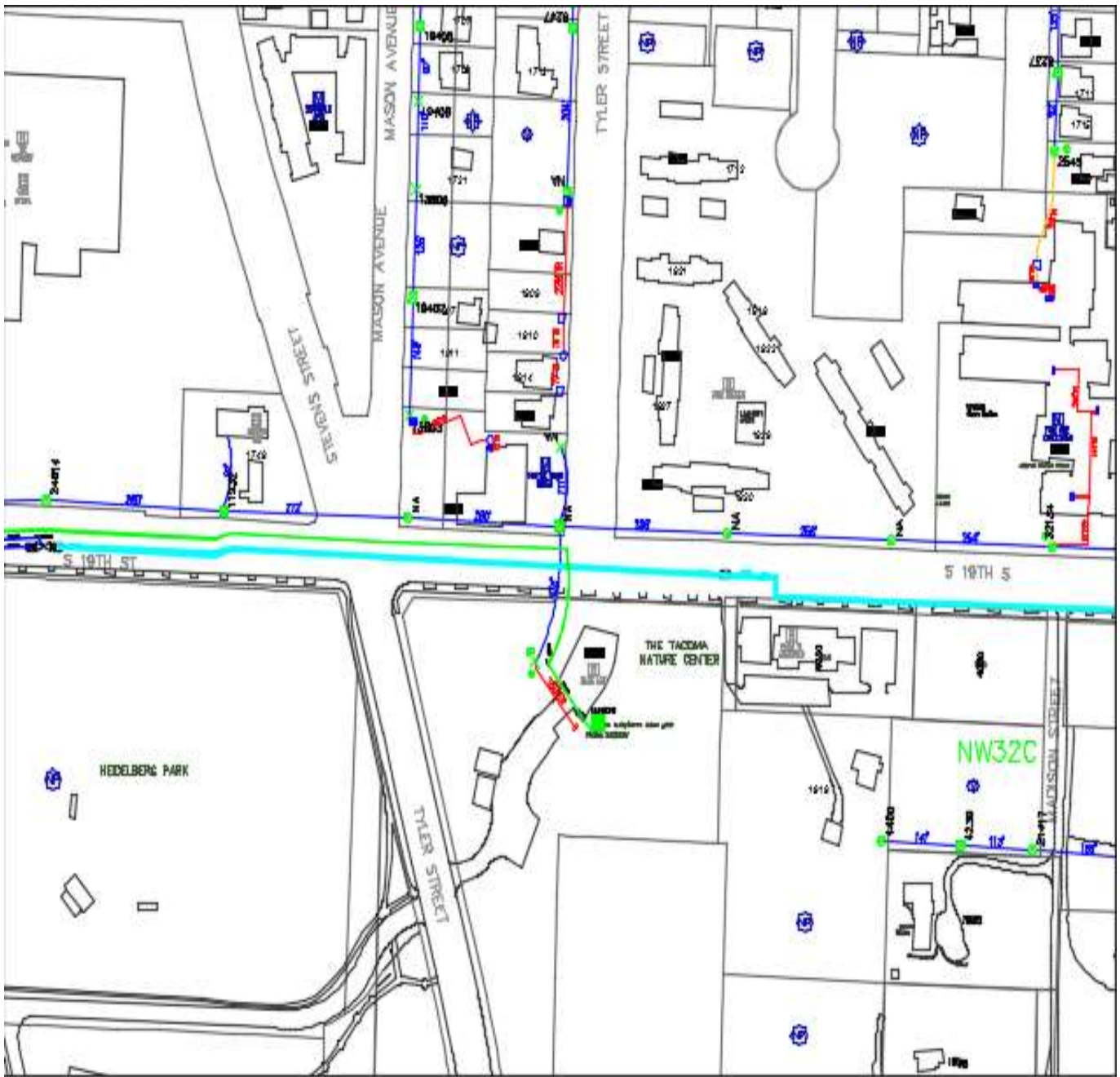
NW.04.085





NW.04.087





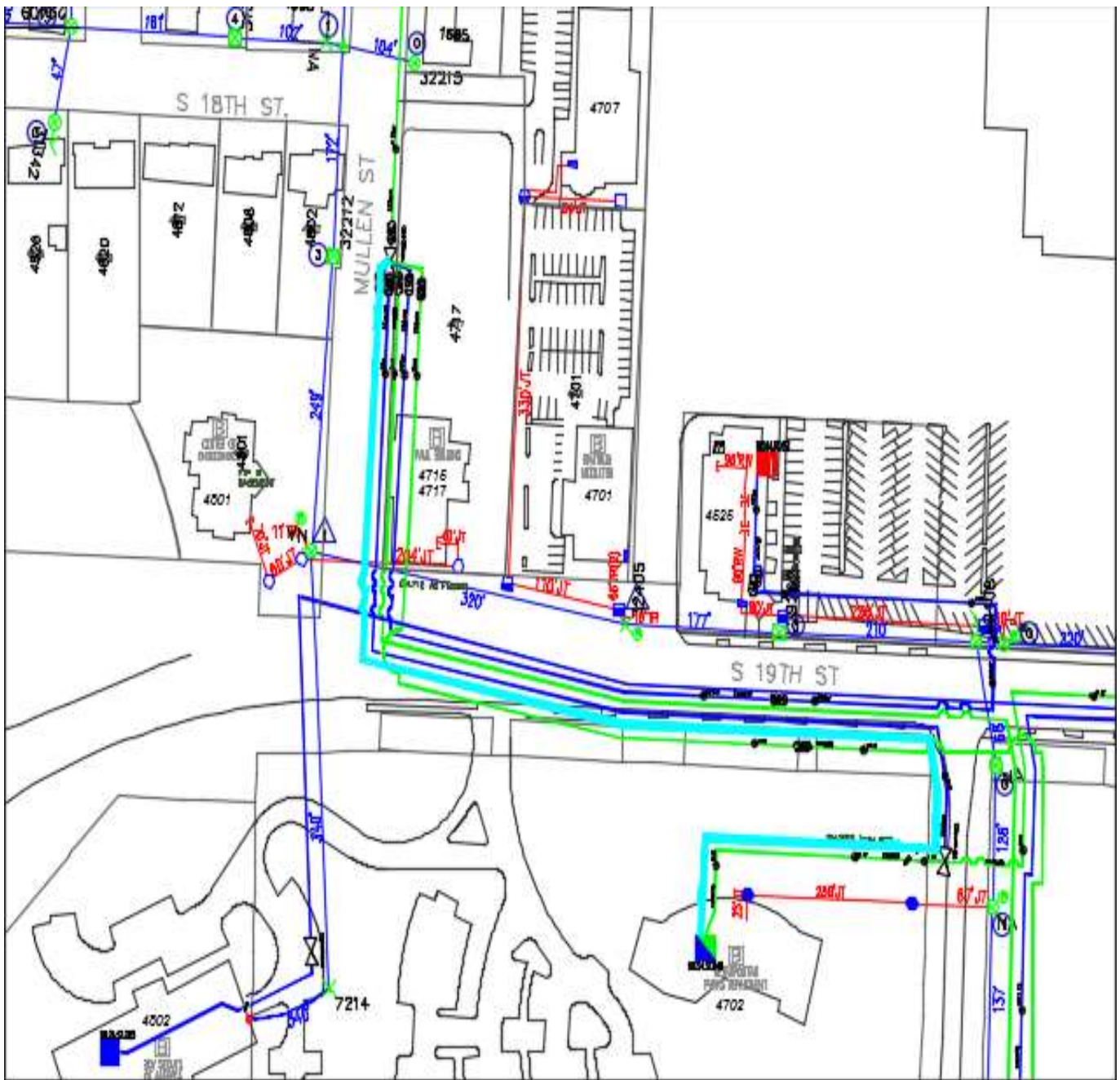
NW.04.088



NW.04.091

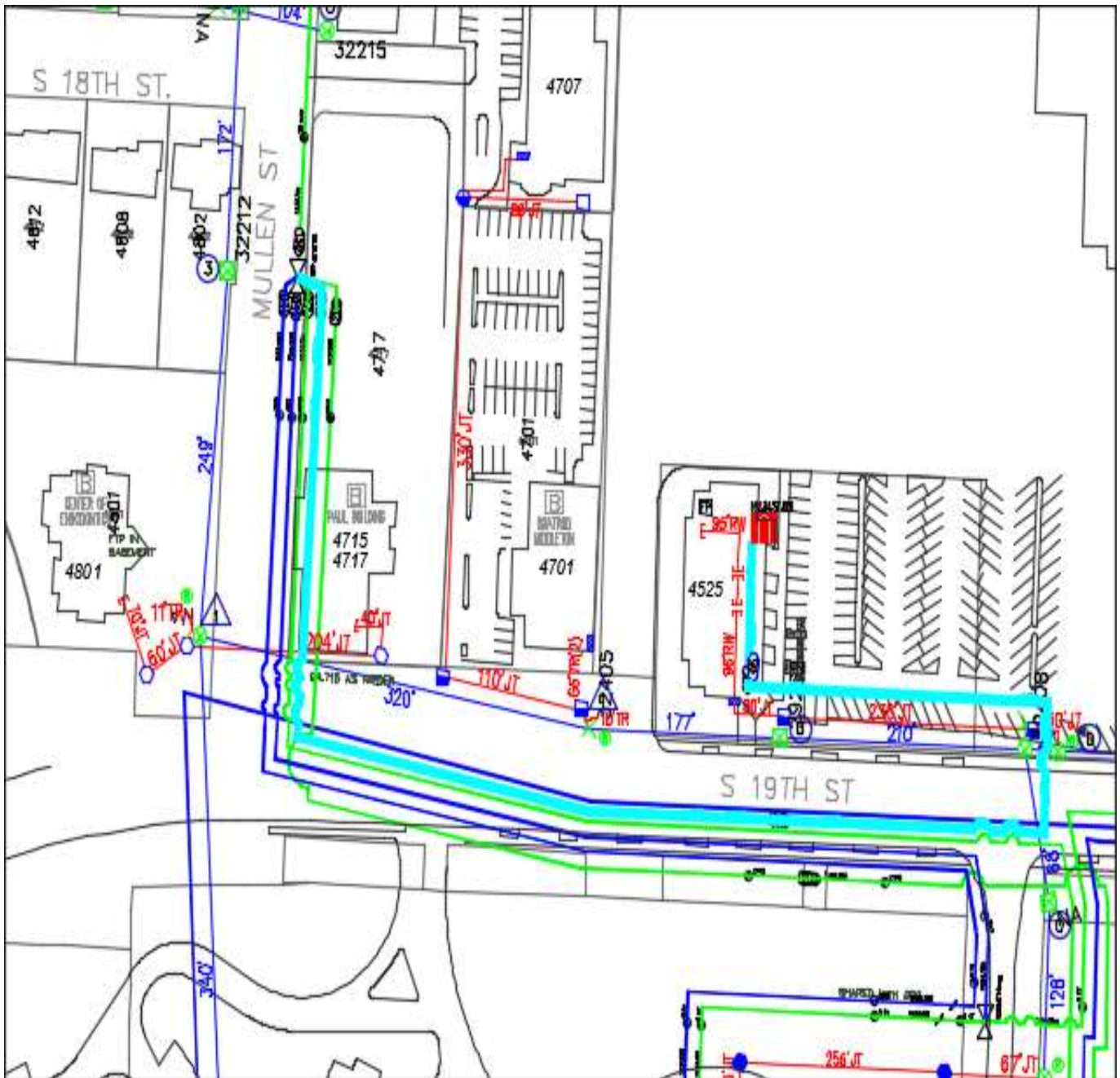


NW.04.092



NW.04.097





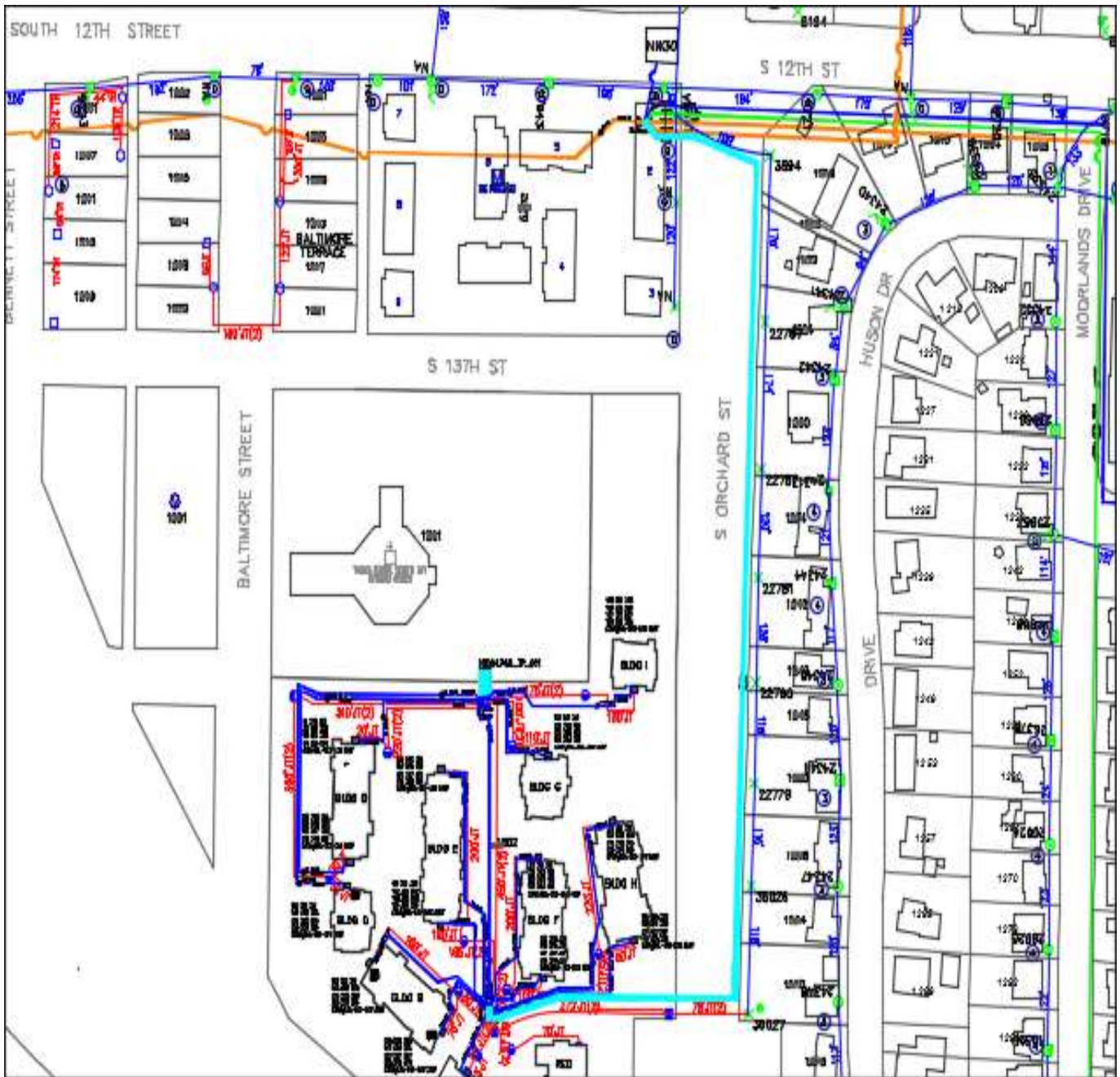
NW.04.103





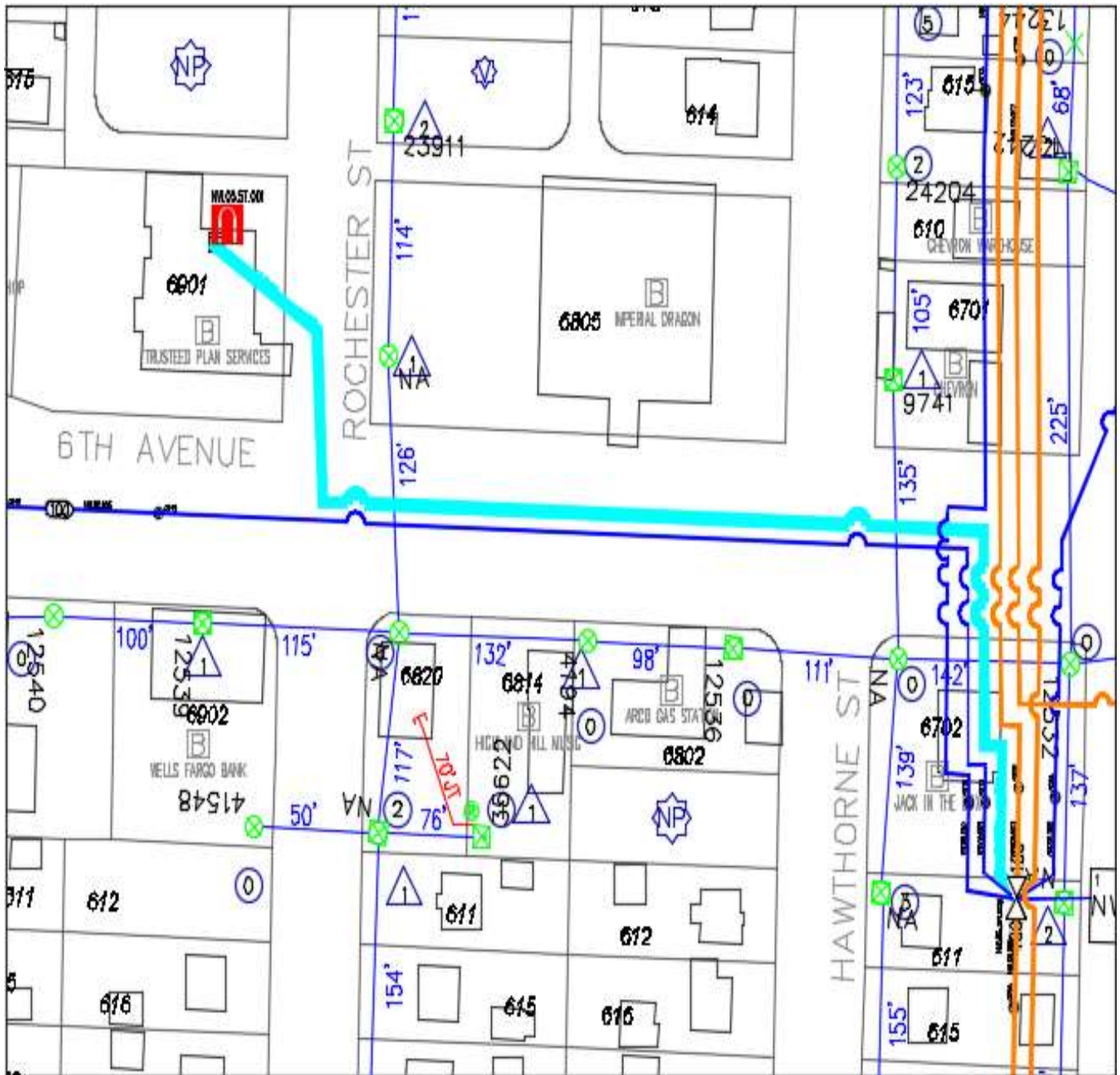
NW.04.116





NW.05.004





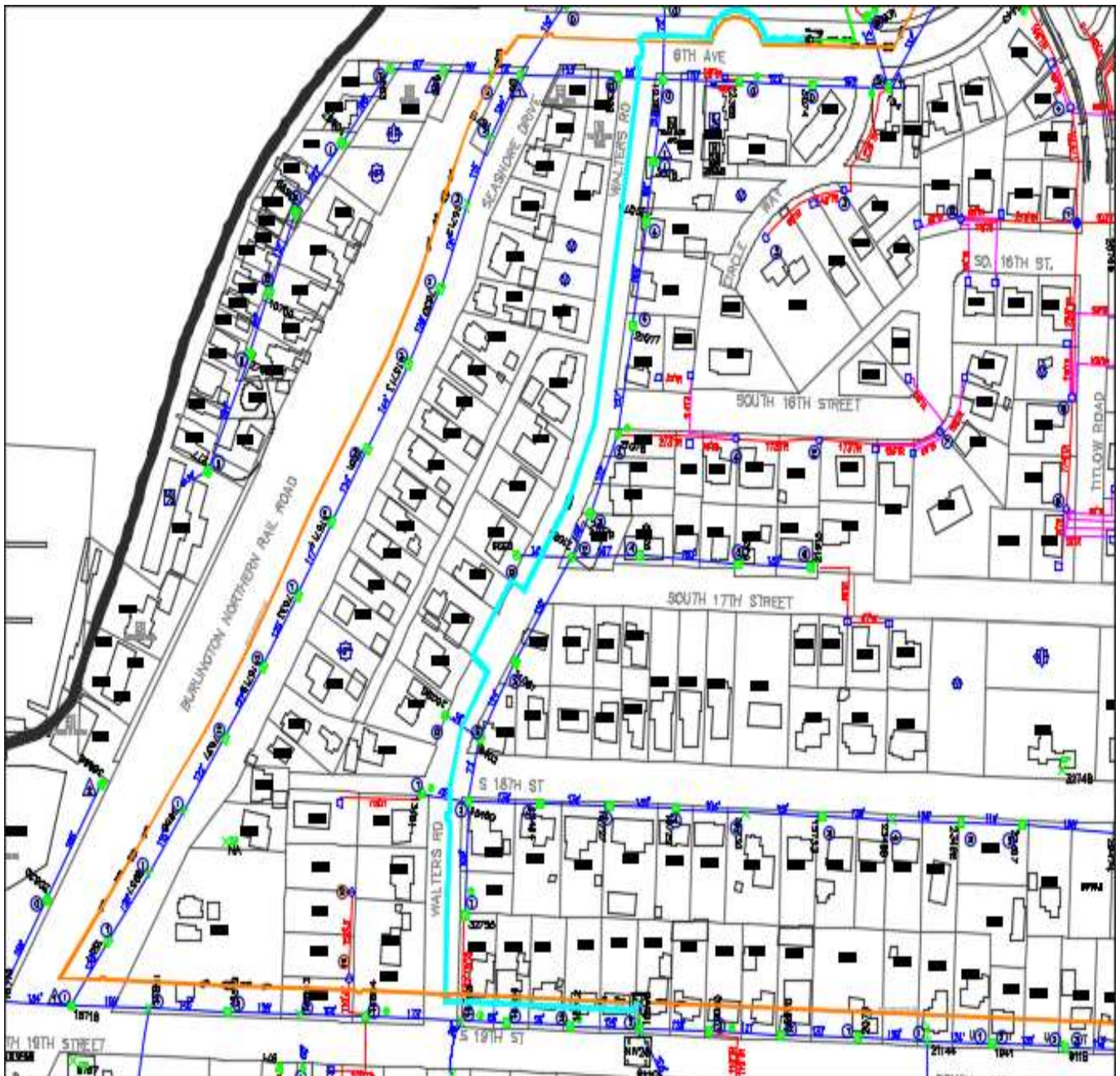
NW.05.005





NW.05.011





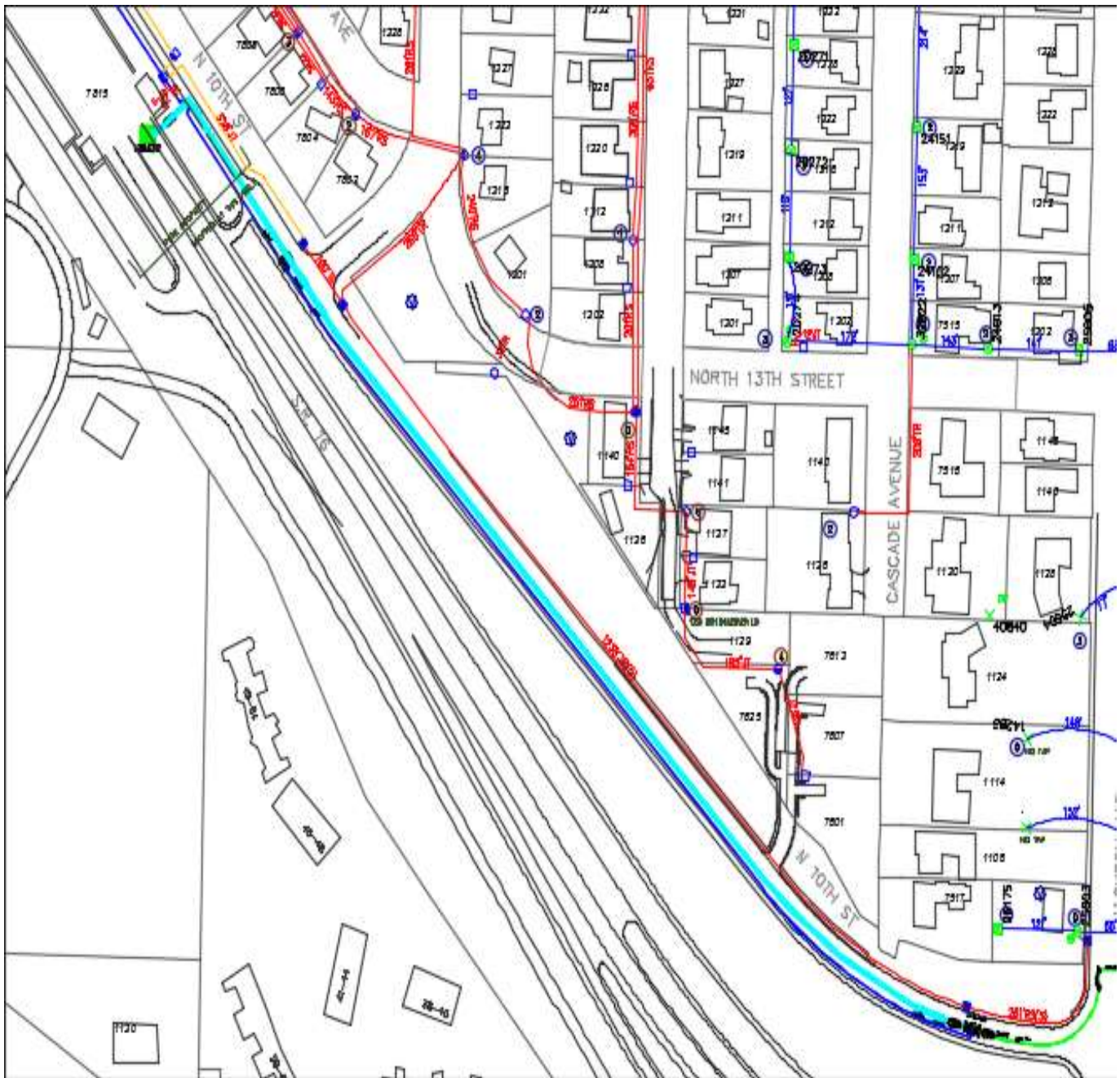
NW.05.015





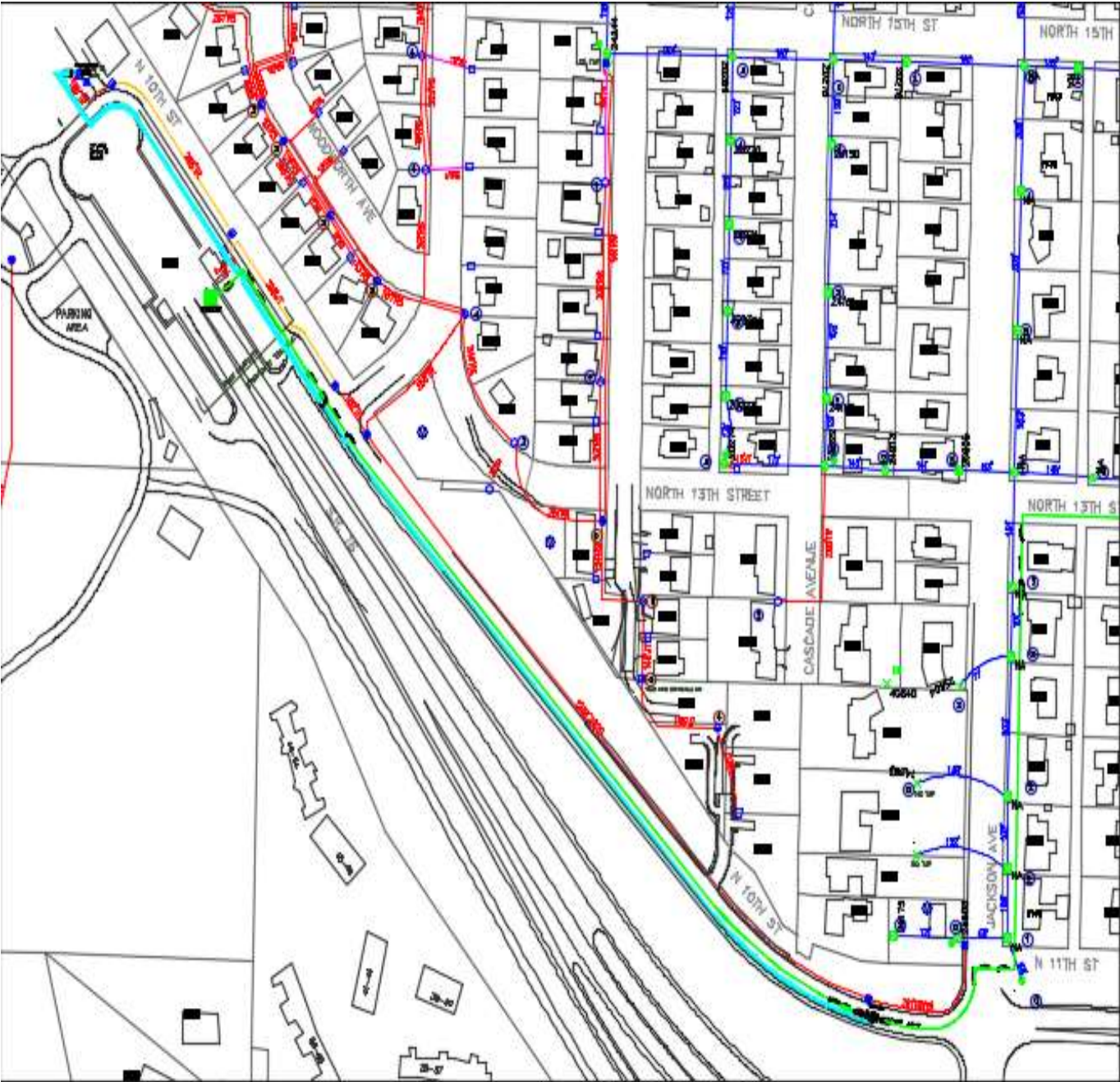
NW.05.016





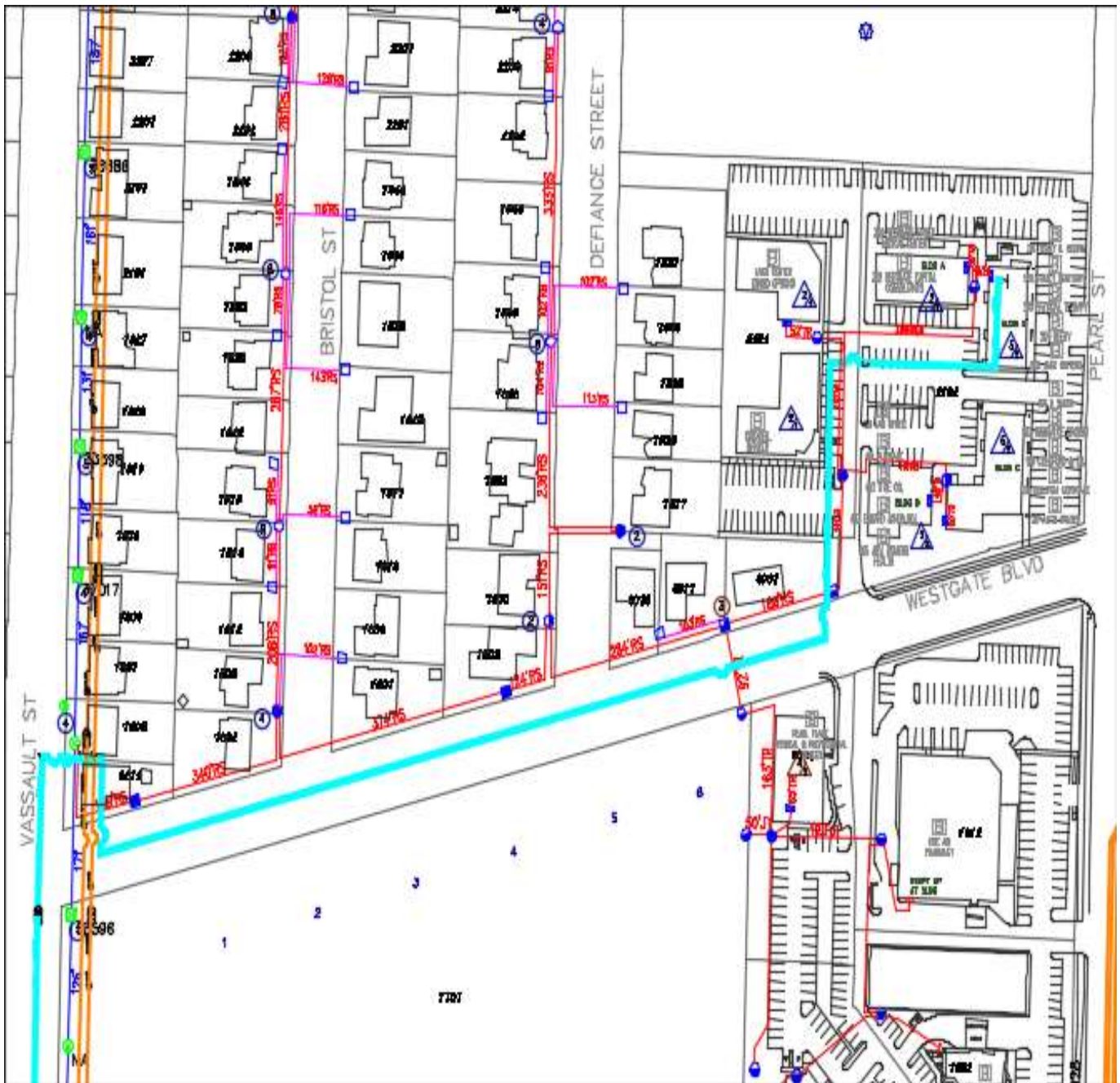
NW.05.017





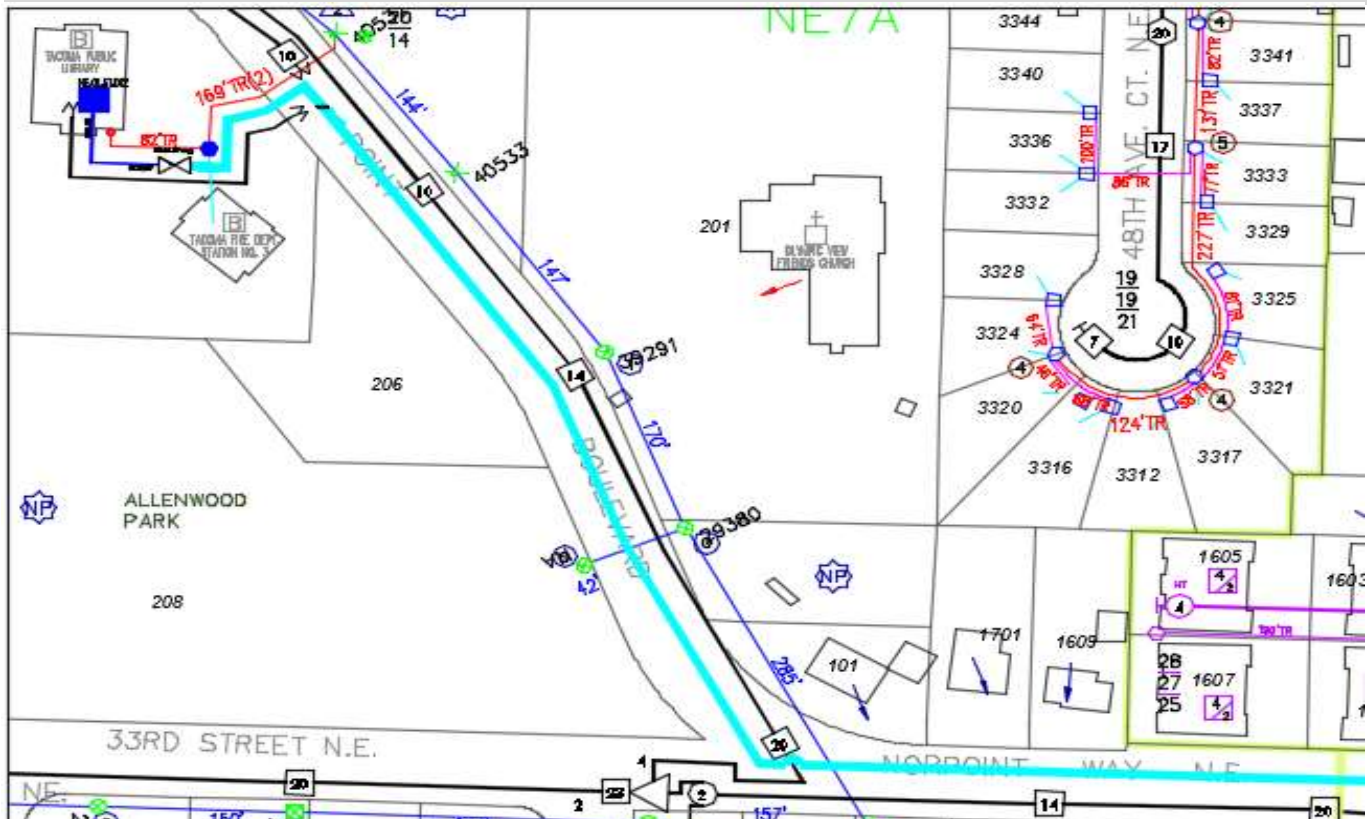
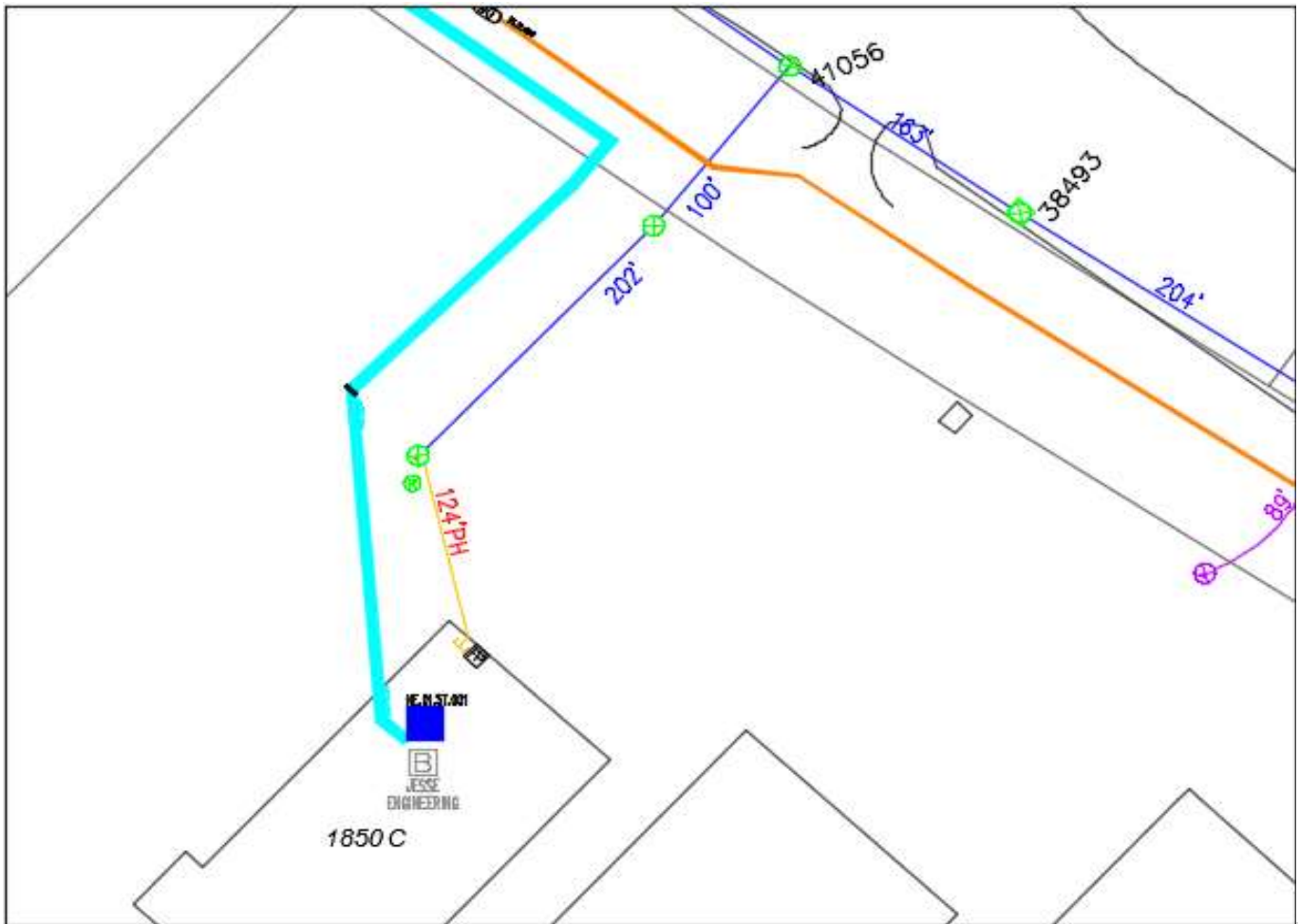
NW.05.022





Sheath NE.01.004
Count 12
Starting Pole # NT
Starting Address 1840 Marine View Dr.
Ending Address 1850C Marine View Dr
Footage 326
Notes


Sheath NE.01.026
Count 36
Starting Pole # 4474
Starting Address 1604 Northpint Way NE
Ending Address 212 Browns Pt Blvd
Footage 1276
Notes







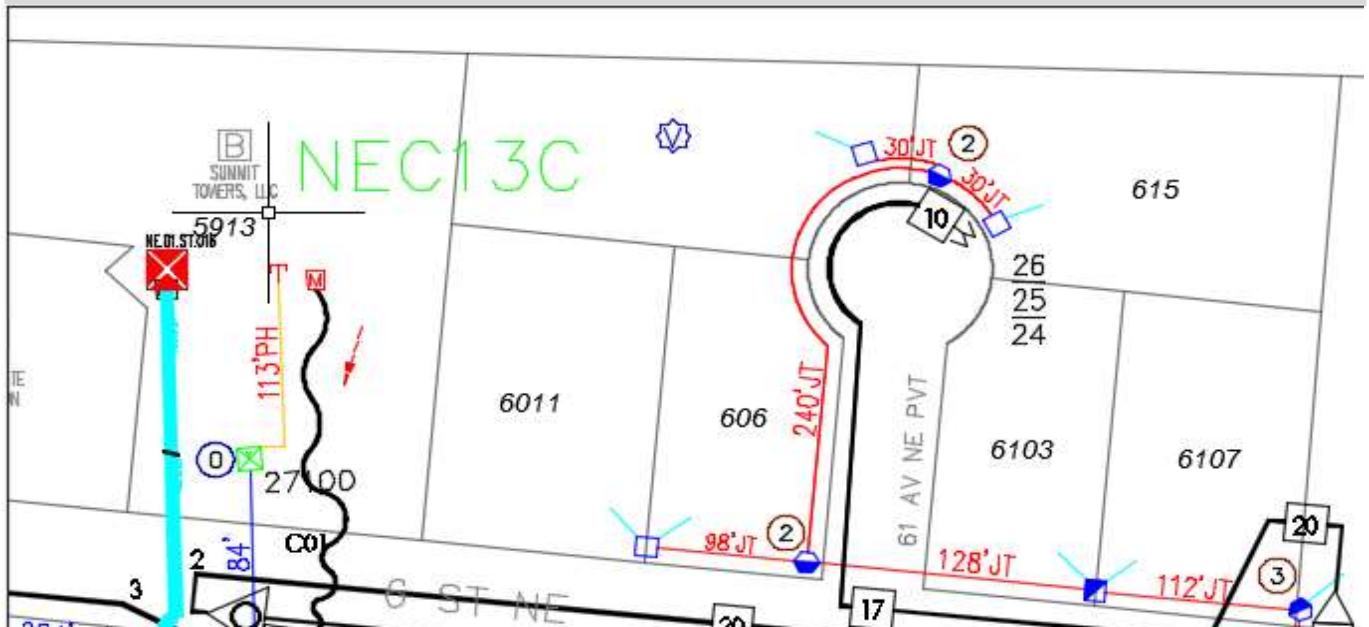
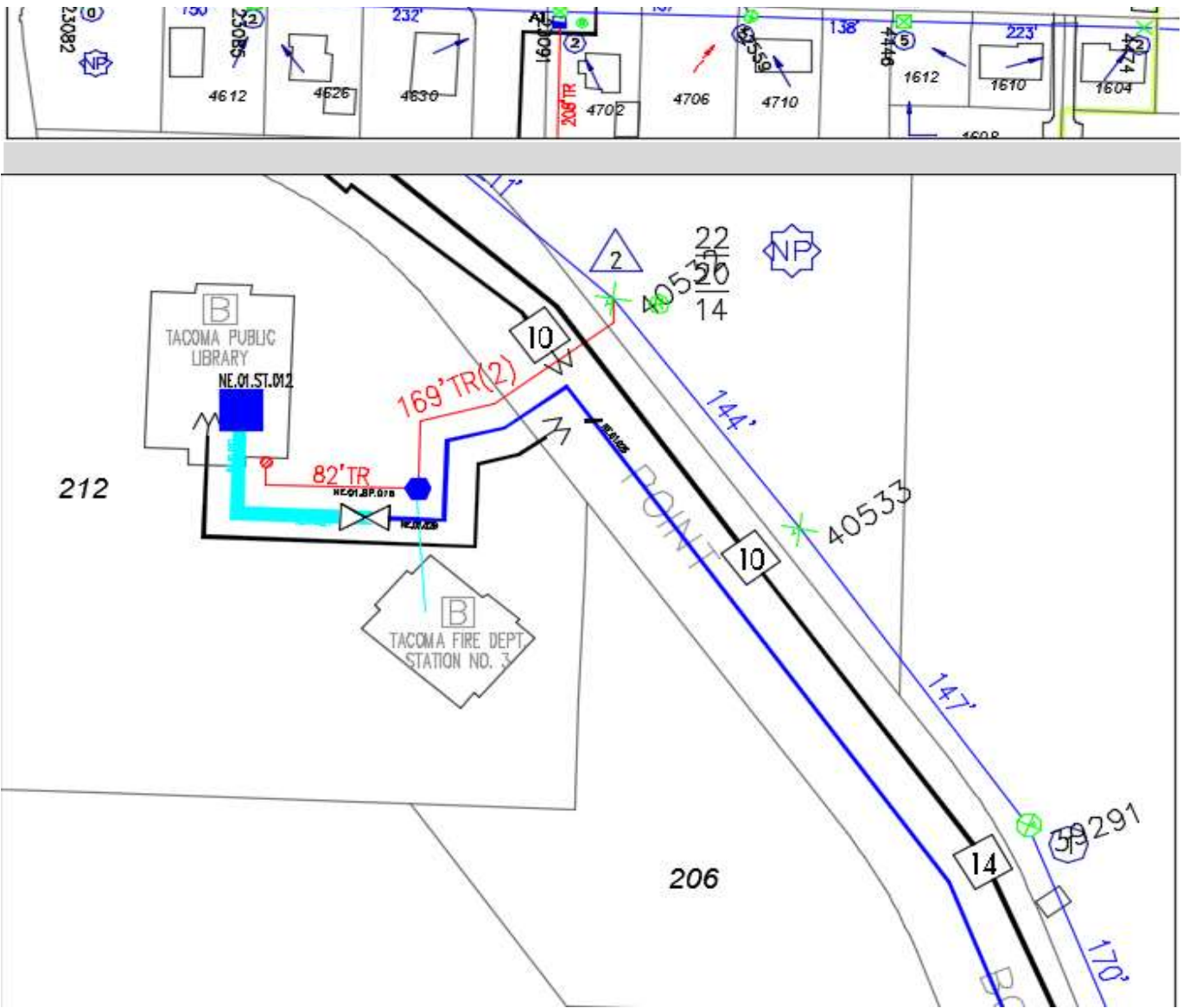




| | |
|------------------|--------------------|
| Sheath | NE.01.027 |
| Count | 36 |
| Starting Pole # | UG |
| Starting Address | 212 Browns Pt Blvd |
| Ending Address | 212 Browns Pt Blvd |
| Footage | 82 |
| Notes | |



| | |
|------------------|----------------|
| Sheath | NE.01.034 |
| Count | 36 |
| Starting Pole # | NT |
| Starting Address | 6106 6th St NE |
| Ending Address | 5913 6th St NE |
| Footage | 712 |
| Notes | |



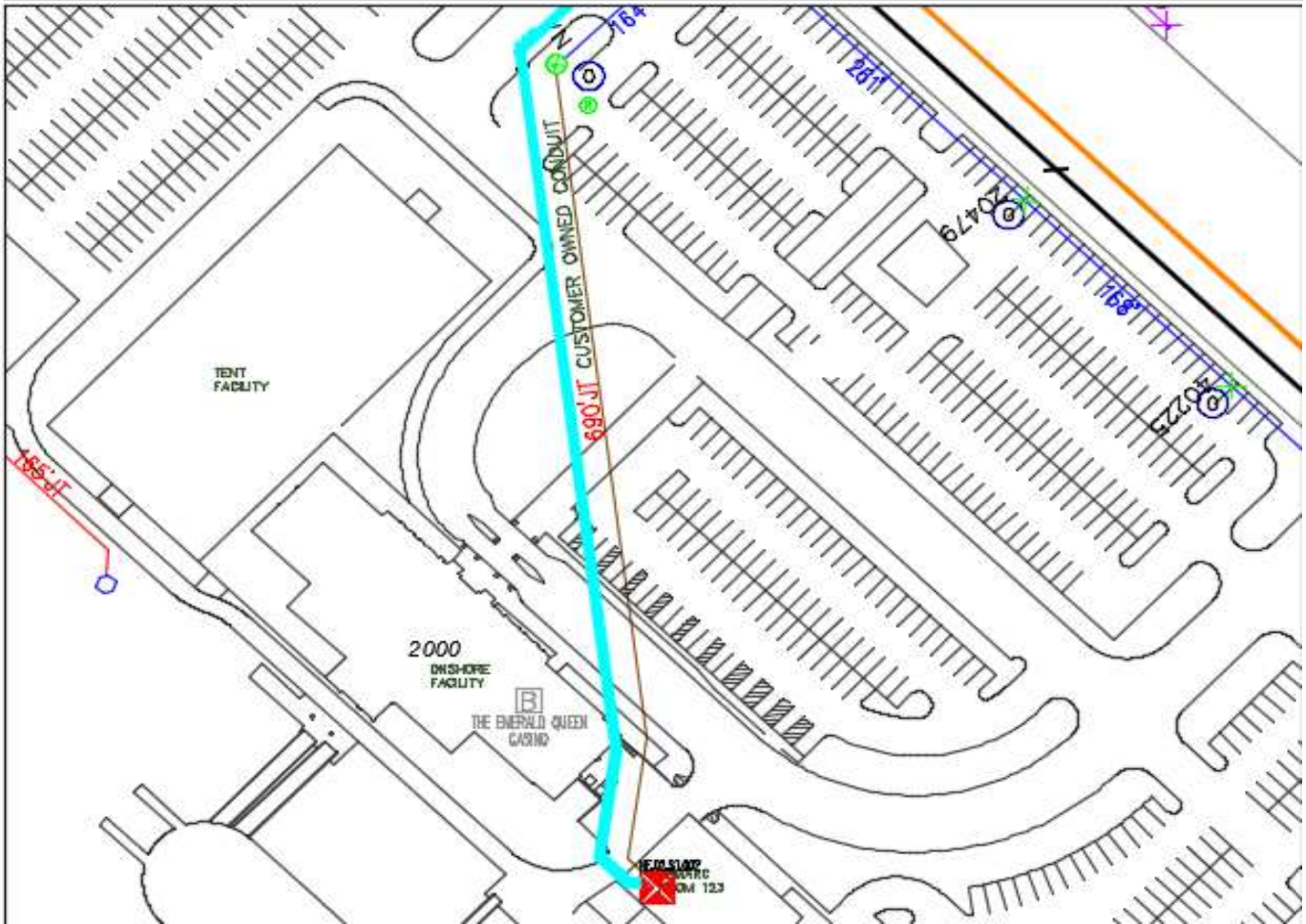
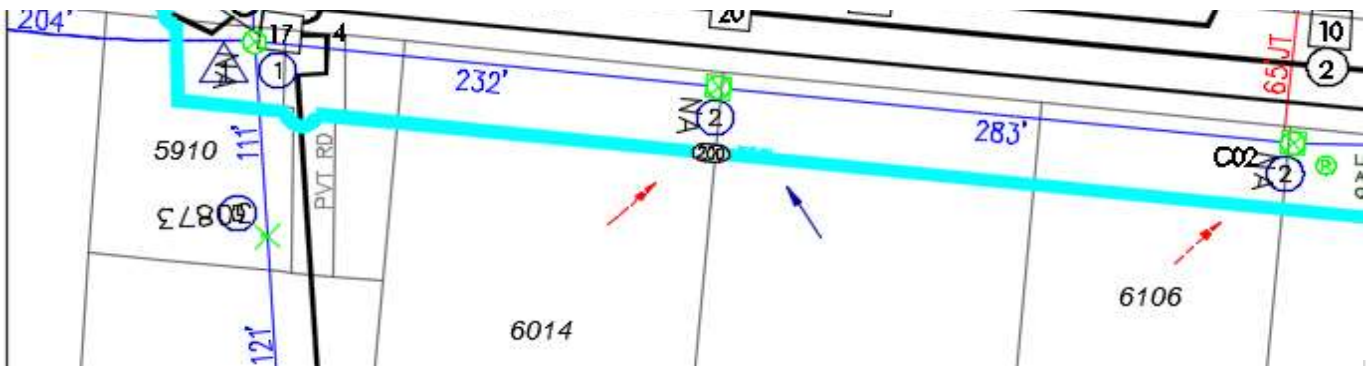









Sheath NE.02.005
Count 6
Starting Pole # NT
Starting Address 2102 Alexander Ave E
Ending Address 2102 Alexander Ave E
Footage 690
Notes


Sheath NE.03.005
Count 12
Starting Pole # UG
Starting Address 3401 Pac Hwy E
Ending Address 1313 34th Ave E.
Footage
Notes








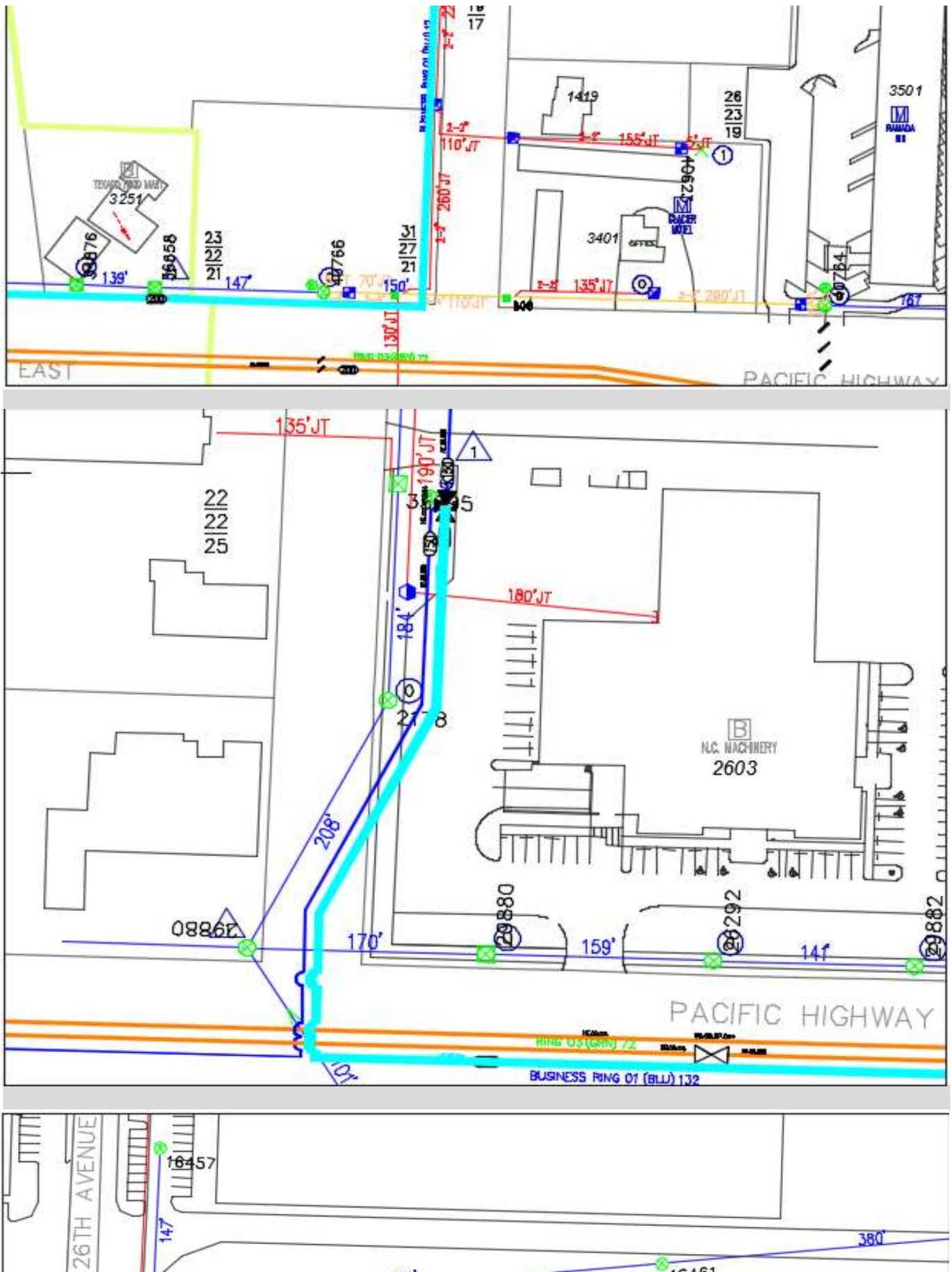




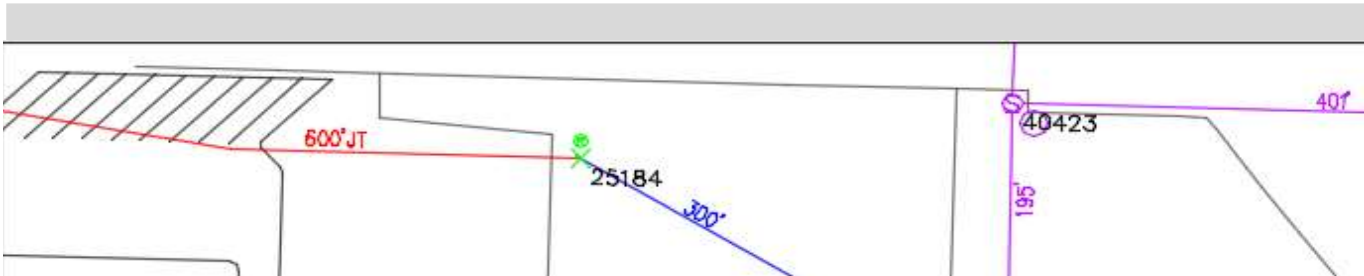

| | |
|------------------|--------------------|
| Sheath | NE.03.007 |
| Count | 132 |
| Starting Pole # | 2178 |
| Starting Address | 2603 26th Ave East |
| Ending Address | 2603 26th Ave East |
| Footage | 374 |
| Notes | |





| | |
|------------------|------------------------|
| Sheath | NE.03.008 |
| Count | 132 |
| Starting Pole # | 35895 |
| Starting Address | 2603 26th Ave E |
| Ending Address | 3600 Port of Tacoma Rd |
| Footage | 2500 |









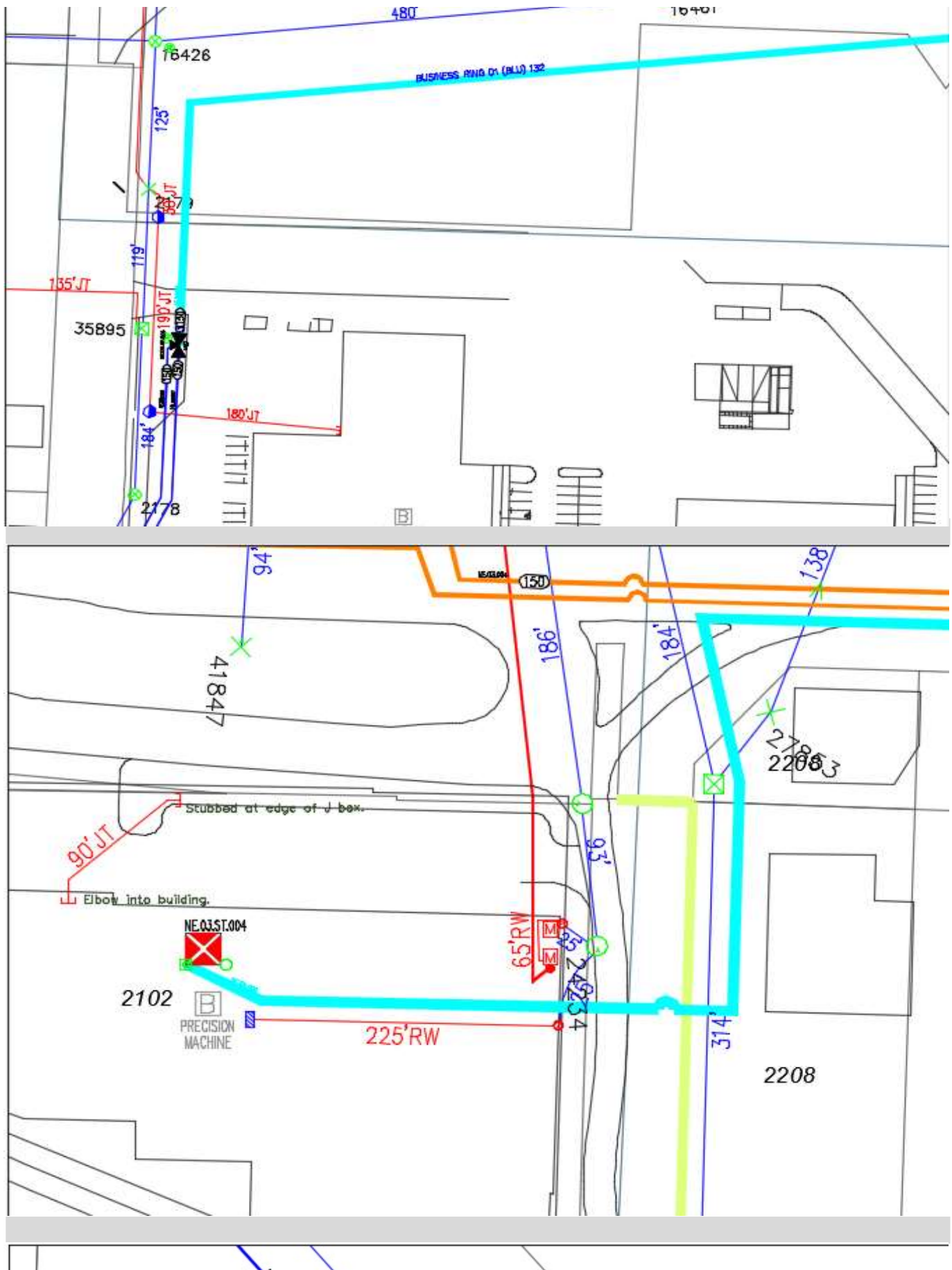
Notes



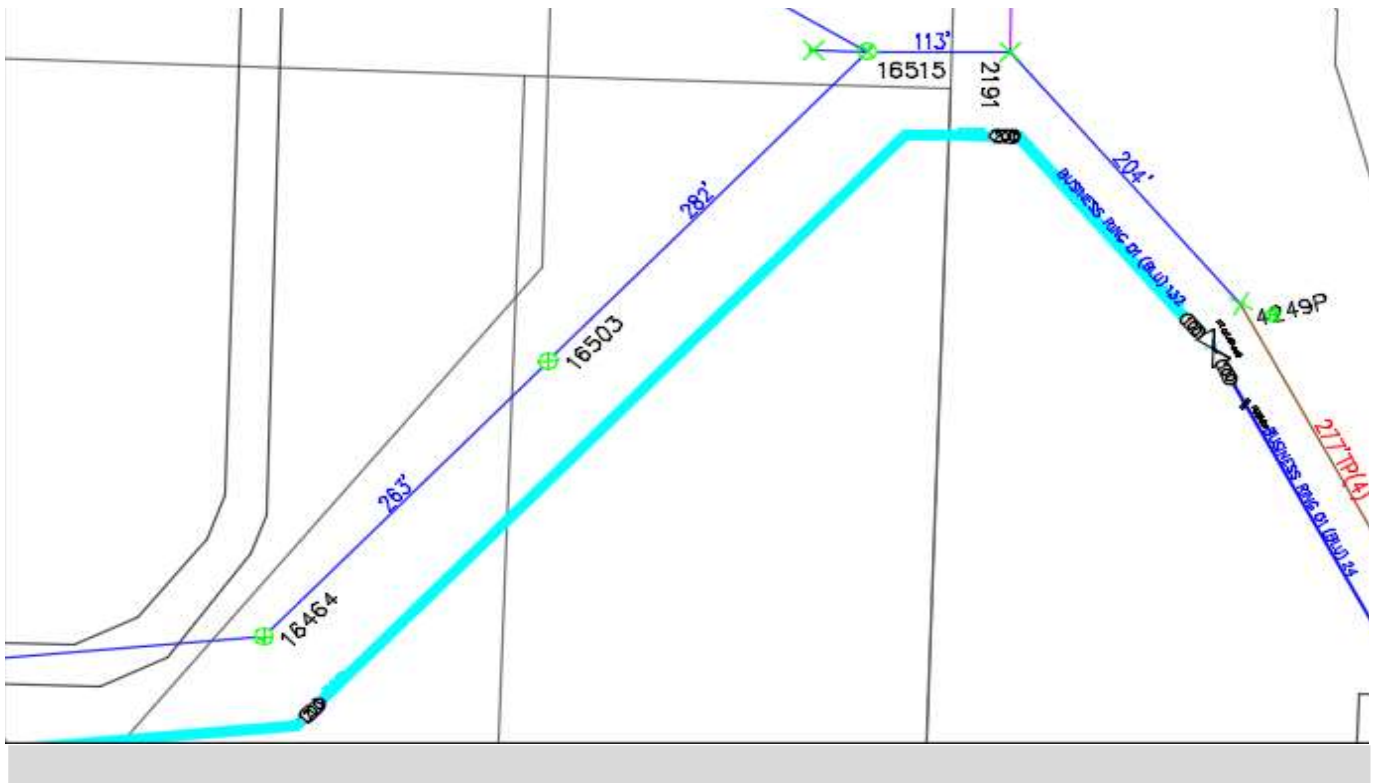
| | |
|------------------|-------------------|
| Sheath | NE.03.009 |
| Count | 12 |
| Starting Pole # | NT |
| Starting Address | 2024 Puyallup Ave |
| Ending Address | 2024 Puyallup Ave |
| Footage | 343 |
| Notes | |




| | |
|--------|-----------|
| Sheath | NE.03.010 |
|--------|-----------|



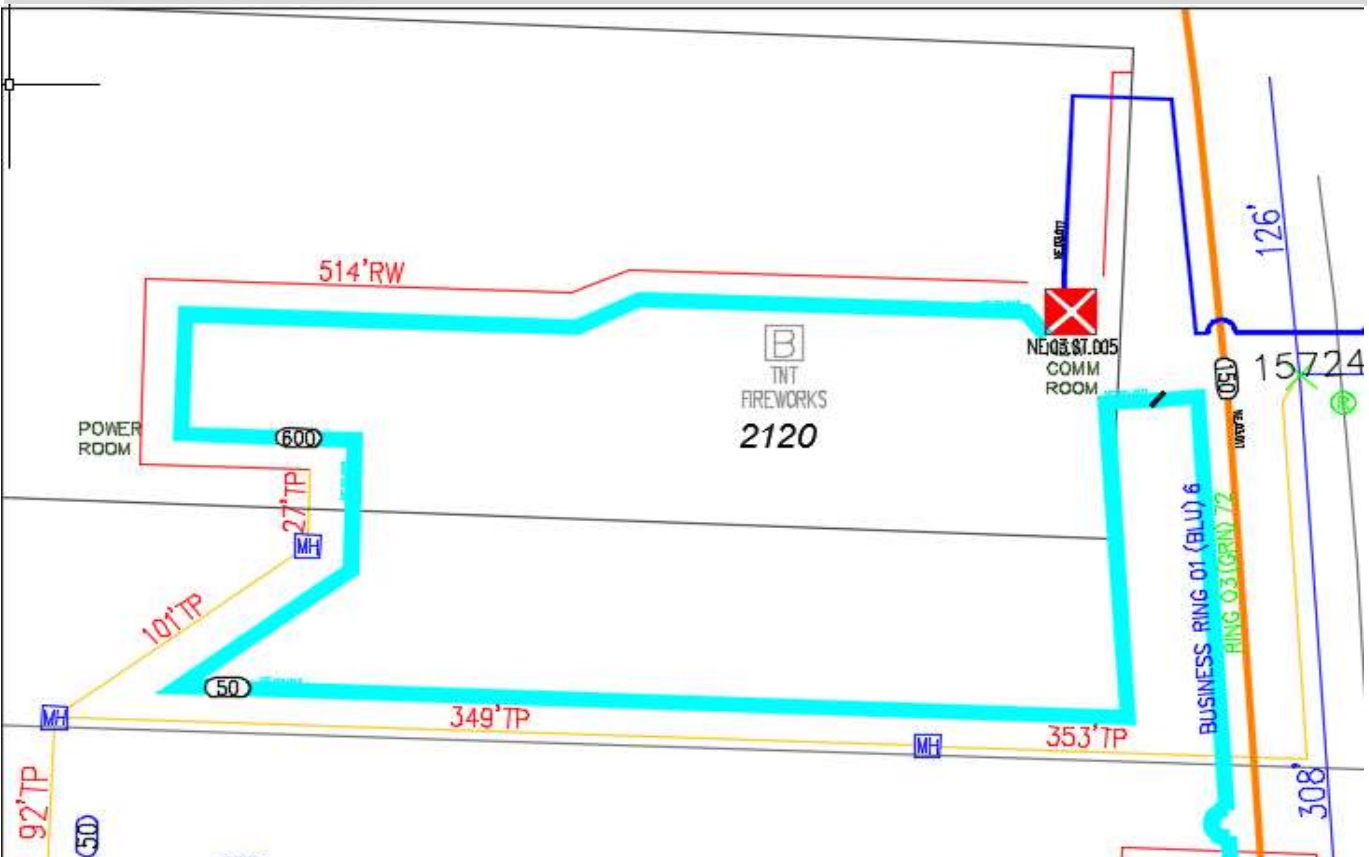
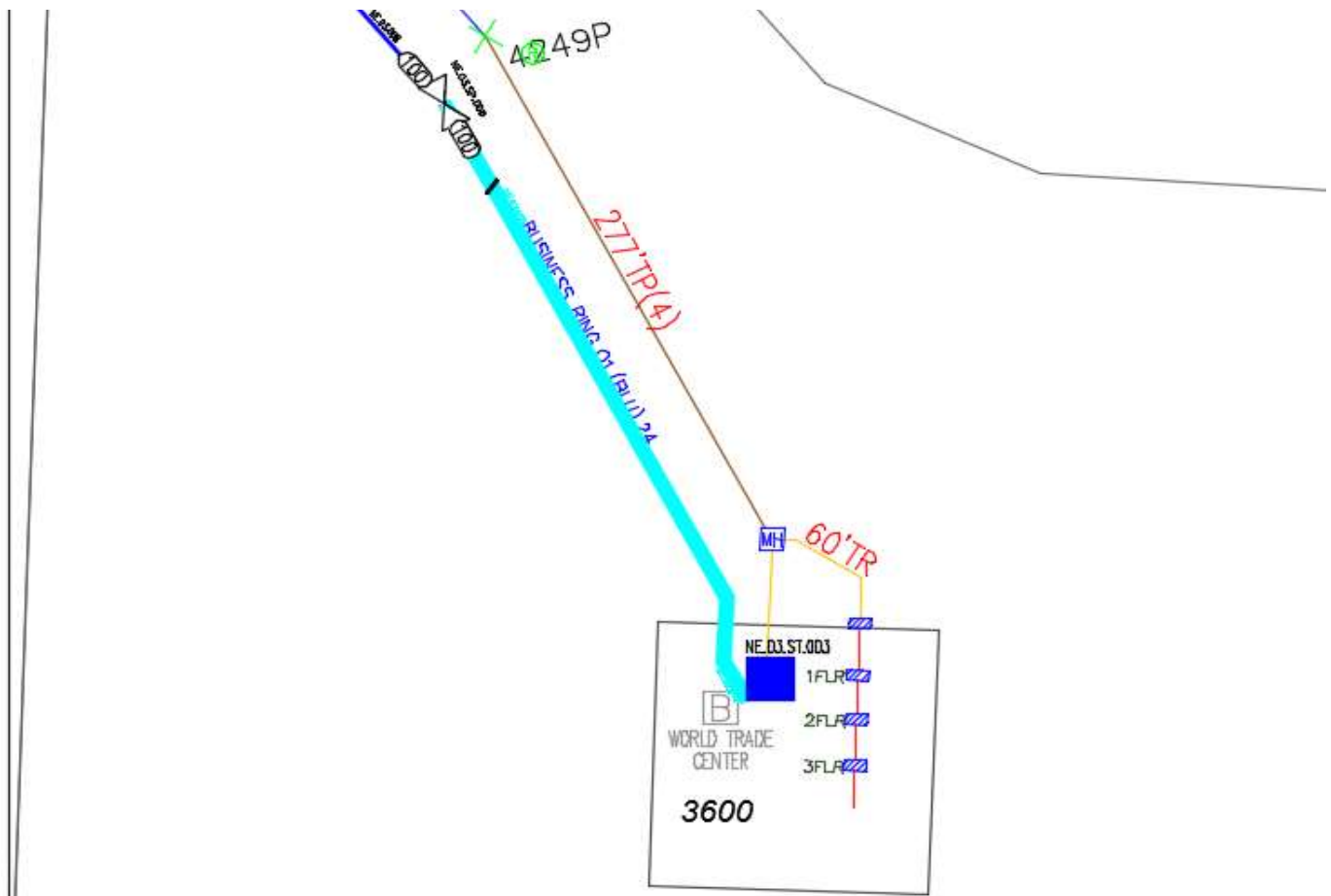






Count 24
Starting Pole # 4249
Starting Address 3600 Port of Tacoma Rd
Ending Address 3600 Port of Tacoma Rd E
Footage 277
Notes

Sheath NE.03.012
Count 6
Starting Pole # UG
Starting Address 2120 Milwaukee Way
Ending Address 2120 Milwaukee Way
Footage 1344
Notes



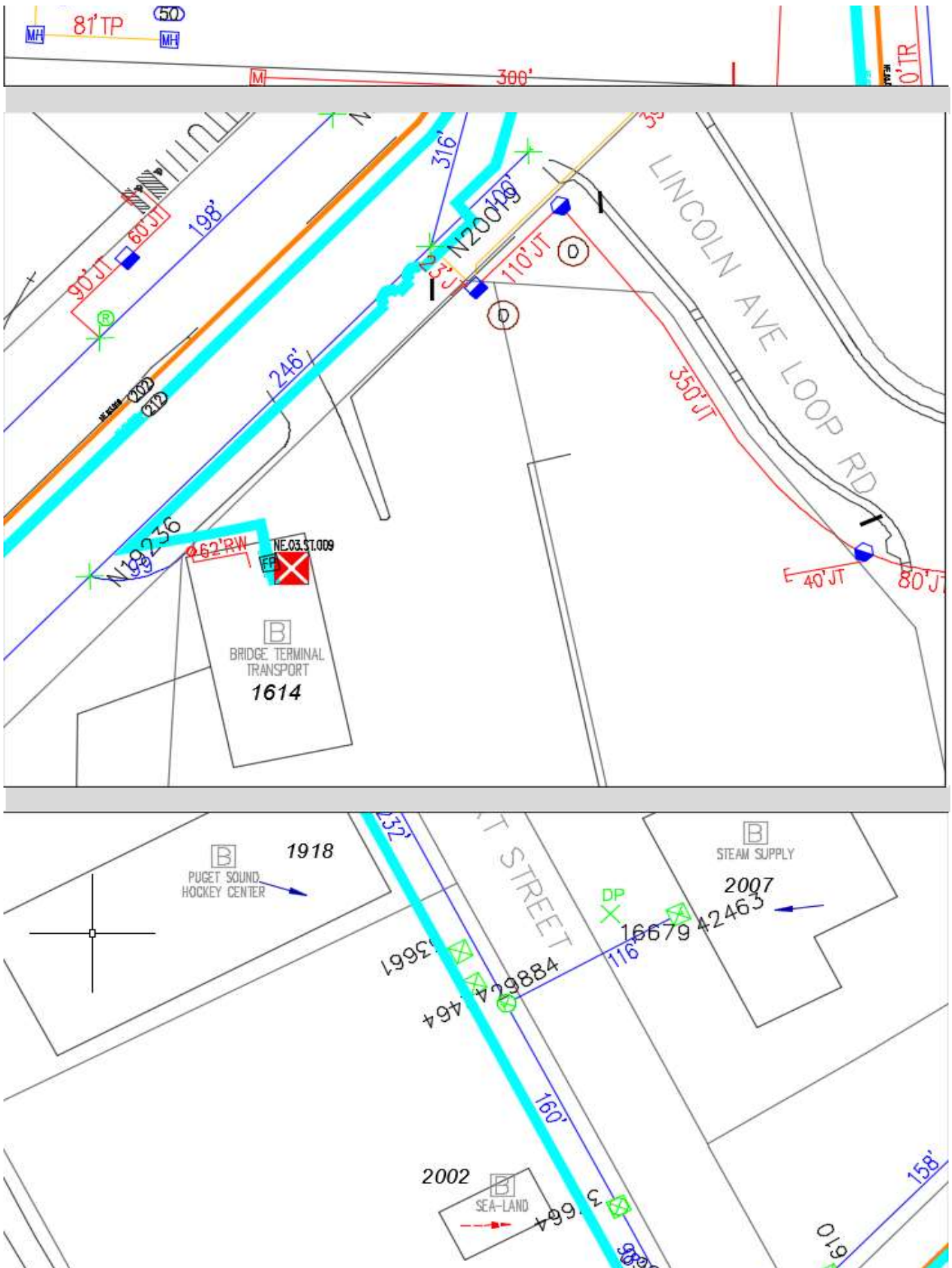




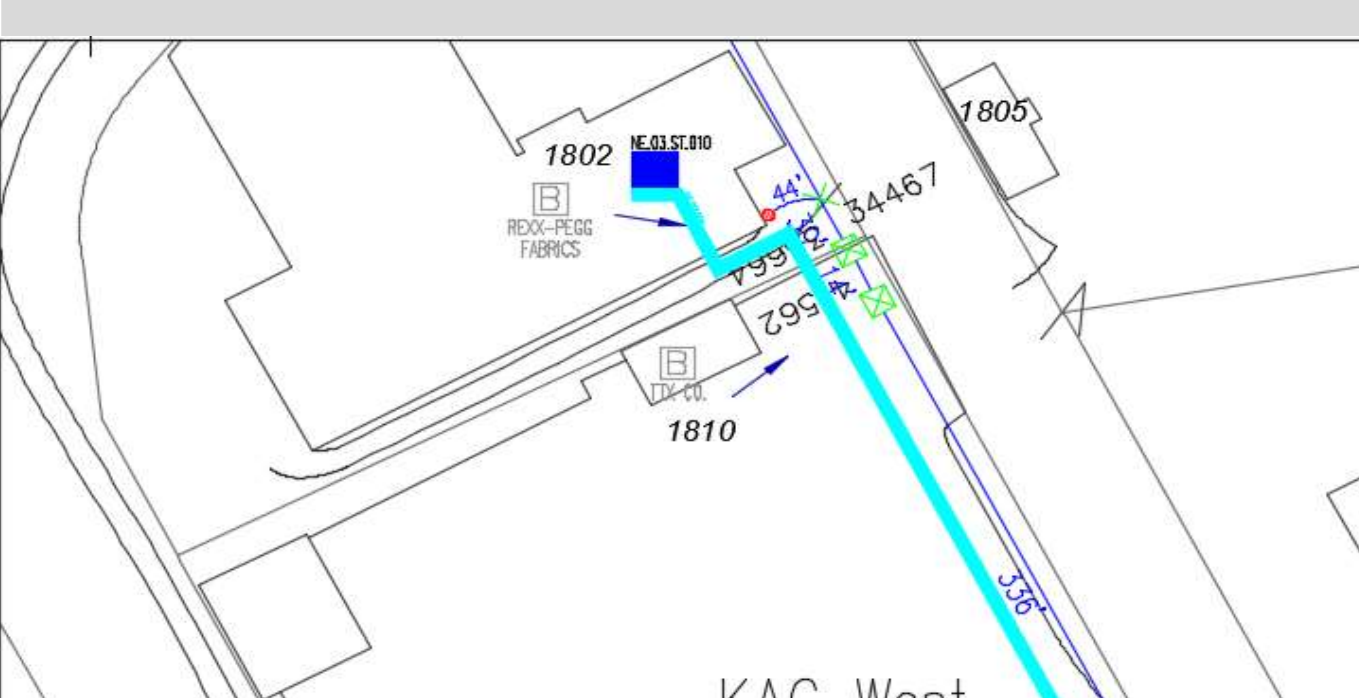




Sheath NE.03.020
Count 12
Starting Pole # N20019
Starting Address 1614 Lincoln Ave
Ending Address 1614 Lincoln Ave
Footage 408
Notes

Sheath NE.03.021
Count 12
Starting Pole # 33660
Starting Address 2002 Stewart St
Ending Address 1802 Stewart St
Footage 1026
Notes







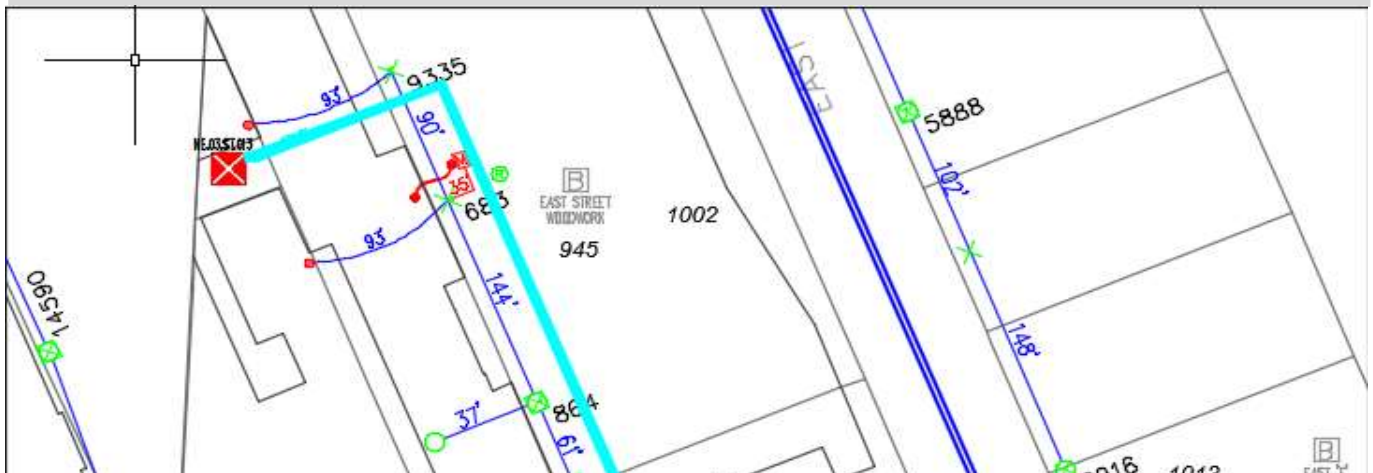
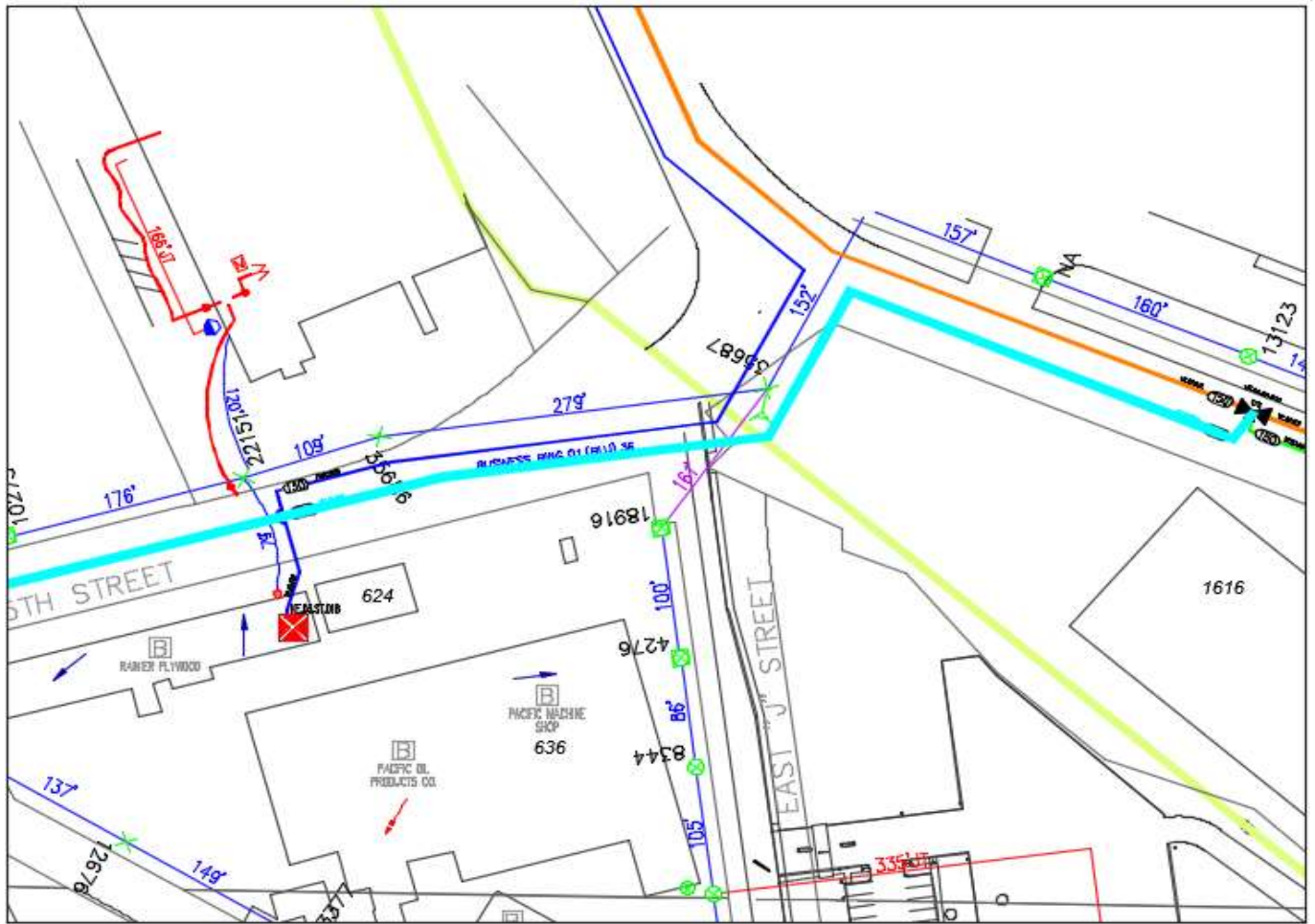
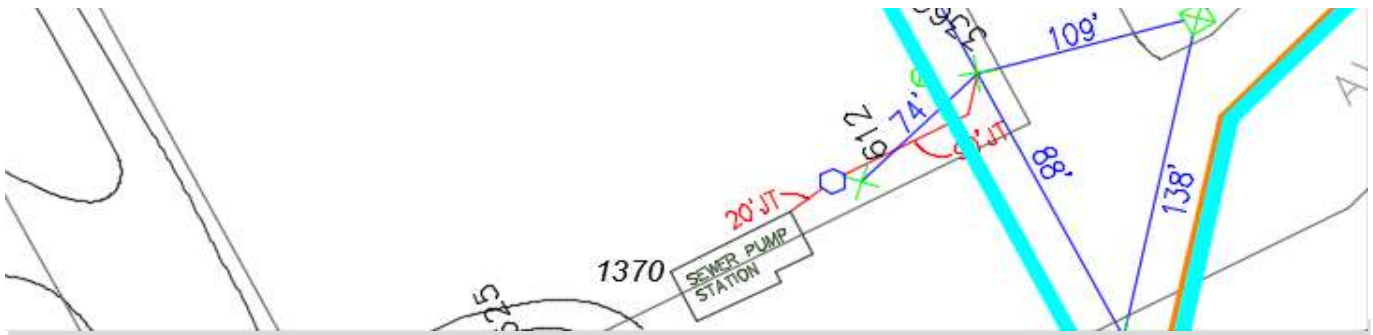




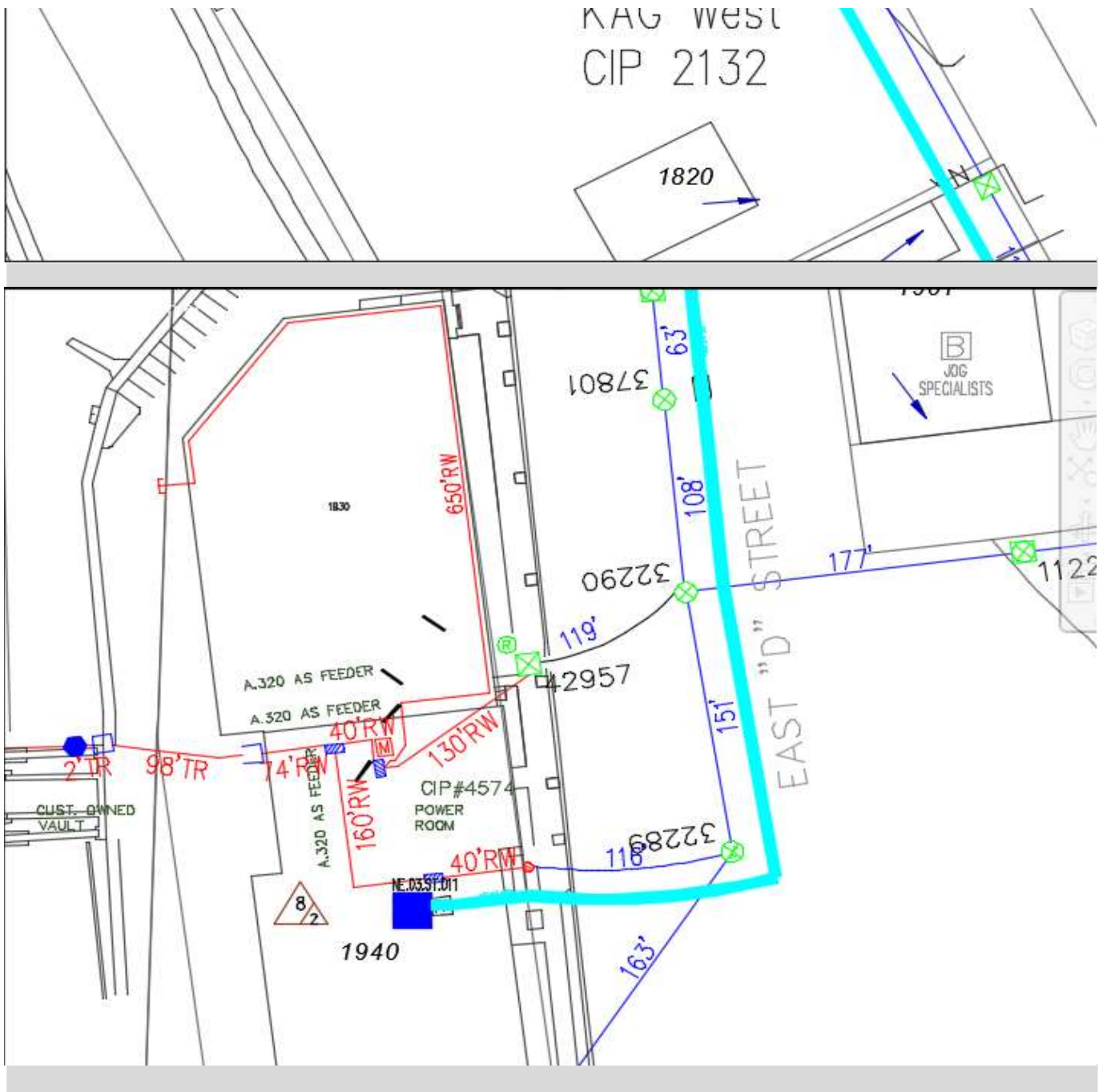
Sheath [NE.03.023](#)
Count 36
Starting Pole # 35687
Starting Address 1616 St Paul Ave
Ending Address 1940 East D St
Footage 4270
Notes

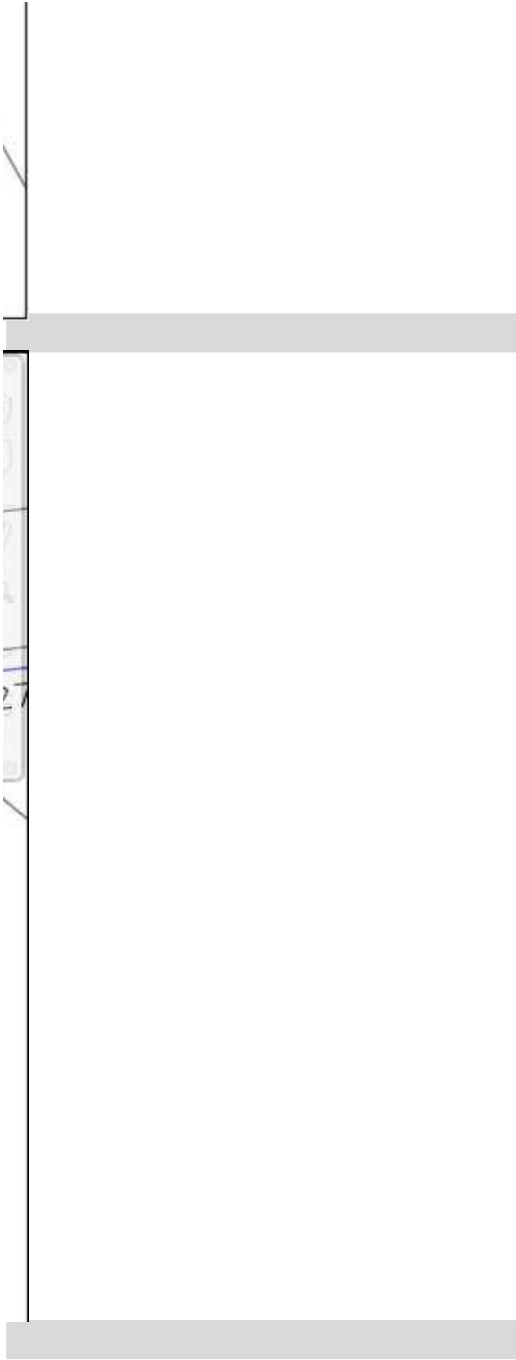


Sheath NE.03.027
Count 24
Starting Pole # 22085
Starting Address 501 E "E" St
Ending Address 701 East D St
Footage 852
Notes



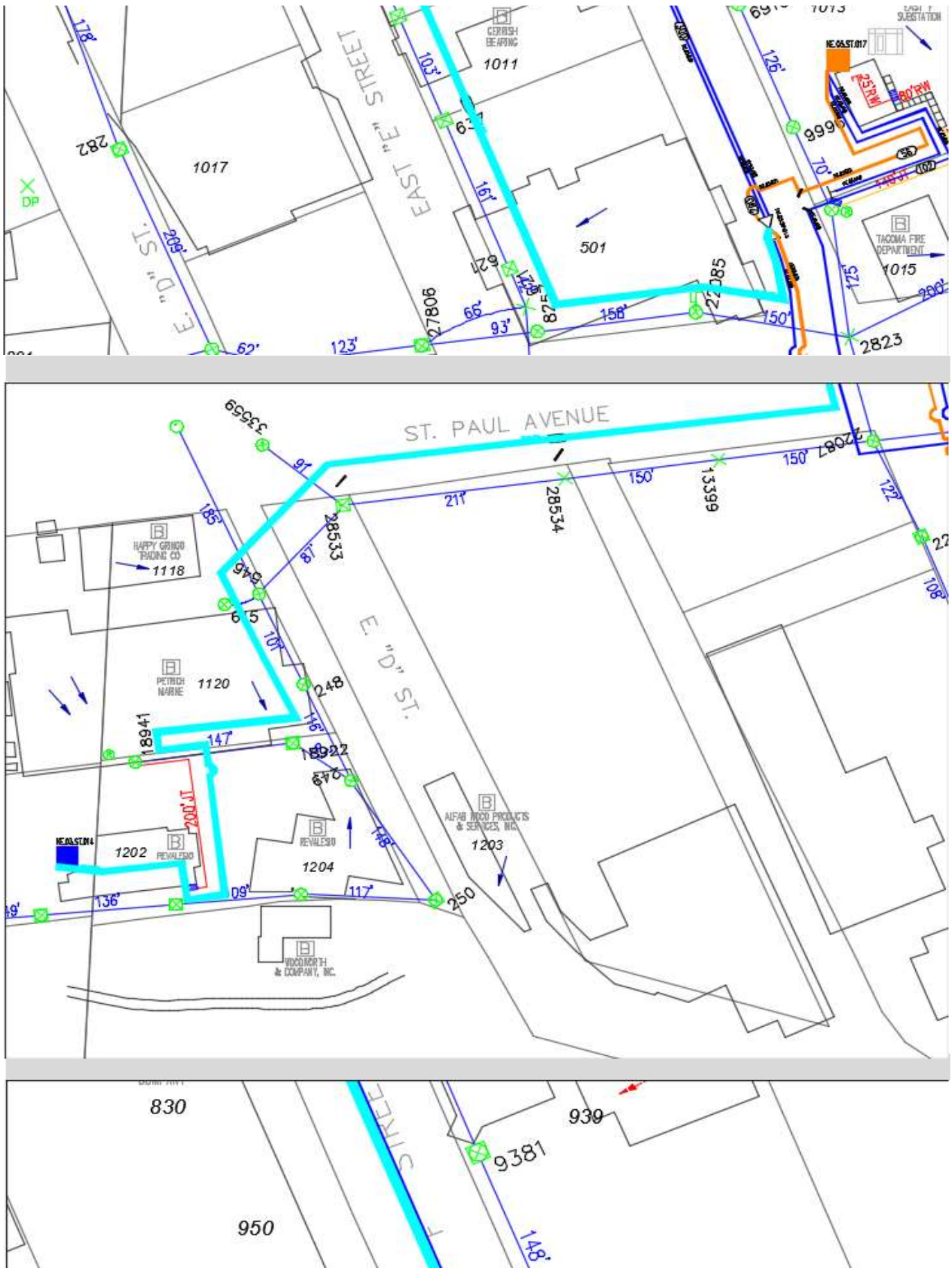






Sheath NE.03.028
Count 12
Starting Pole # 22087
Starting Address 1106 St Paul Ave
Ending Address 1202 EAST D ST
Footage 1245
Notes

Sheath NE.03.029
Count 12
Starting Pole # 9996
Starting Address 1013 E. "F" St.
Ending Address 525 E. "E" St.
Footage 1816
Notes



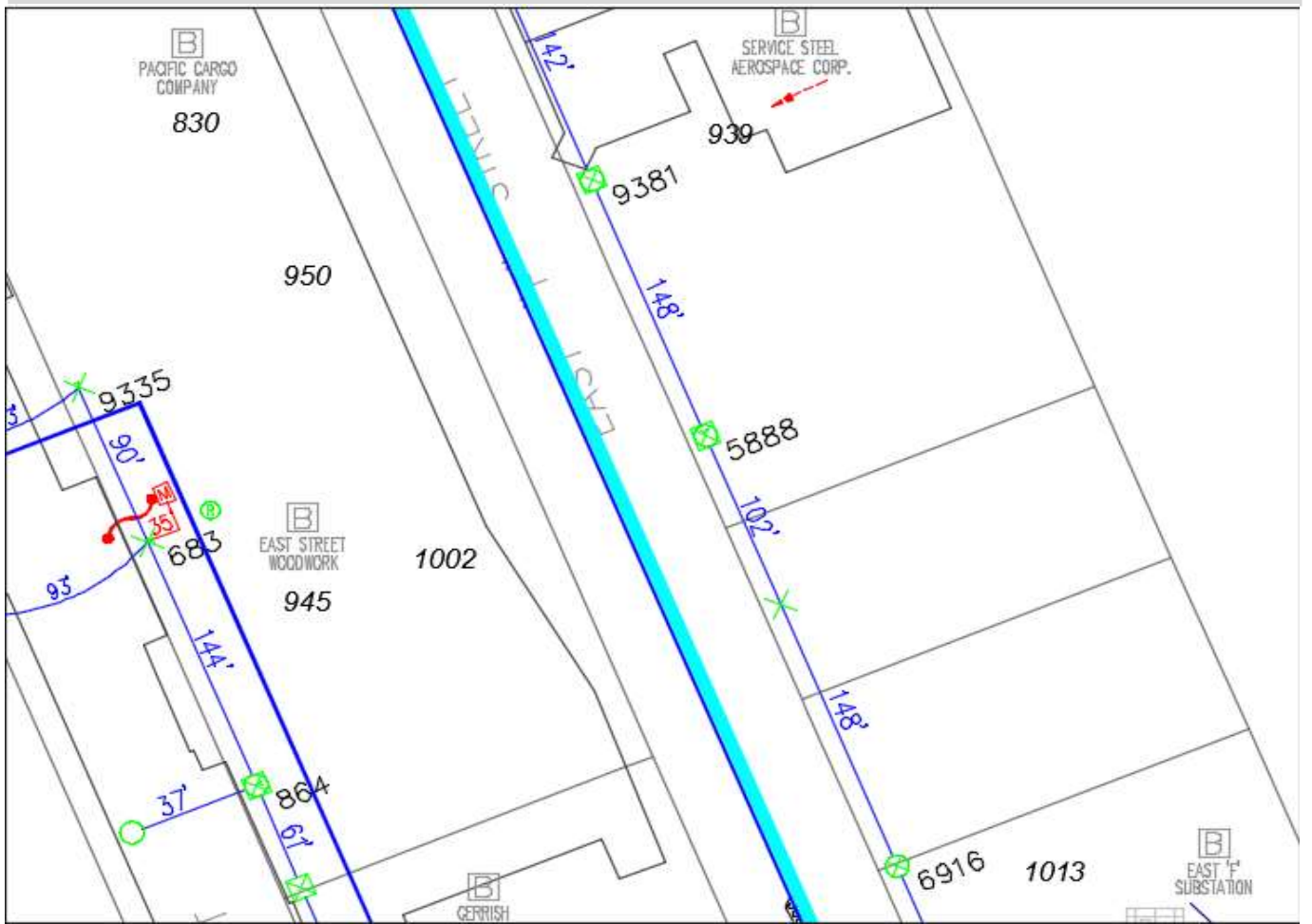




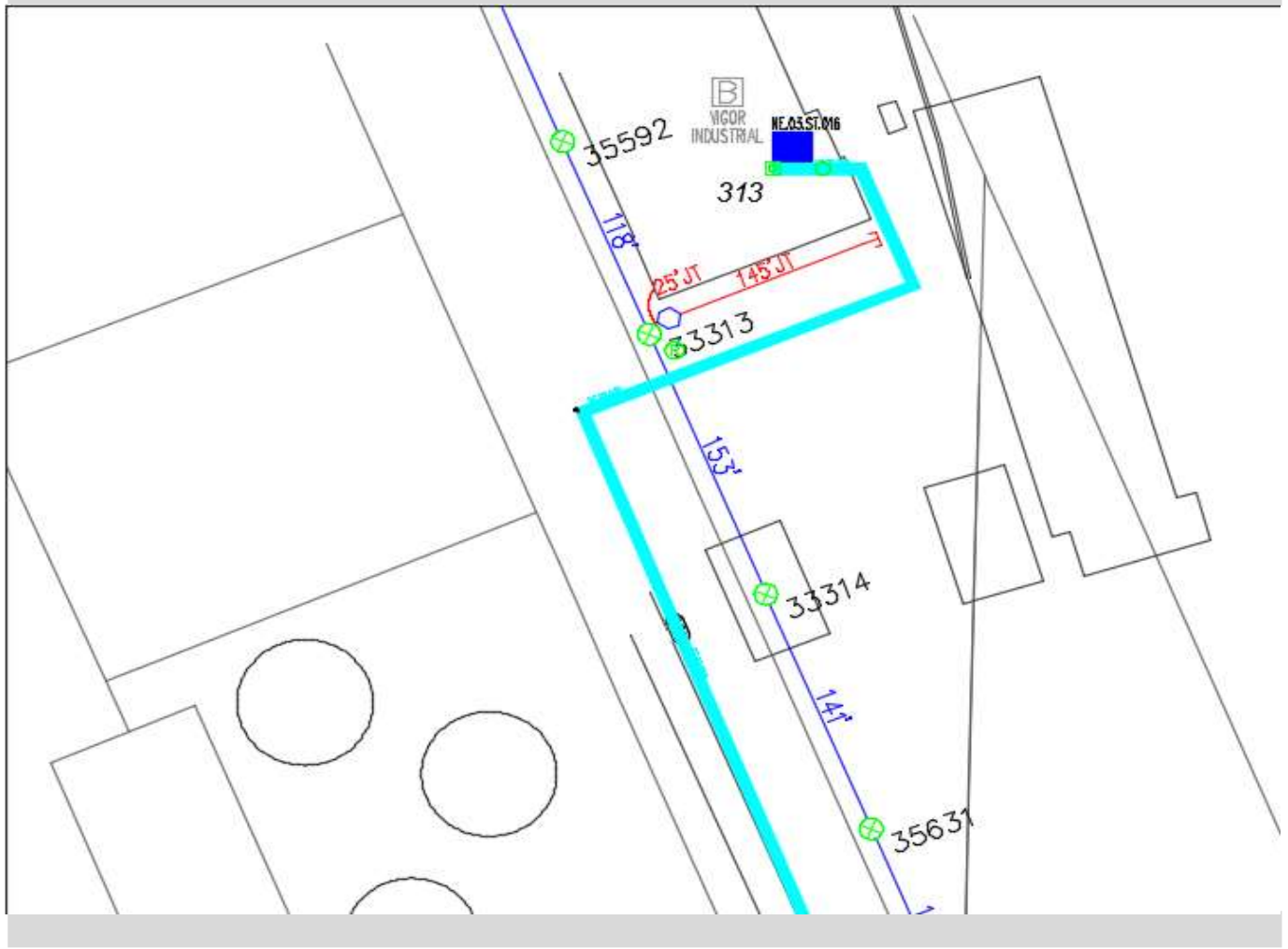
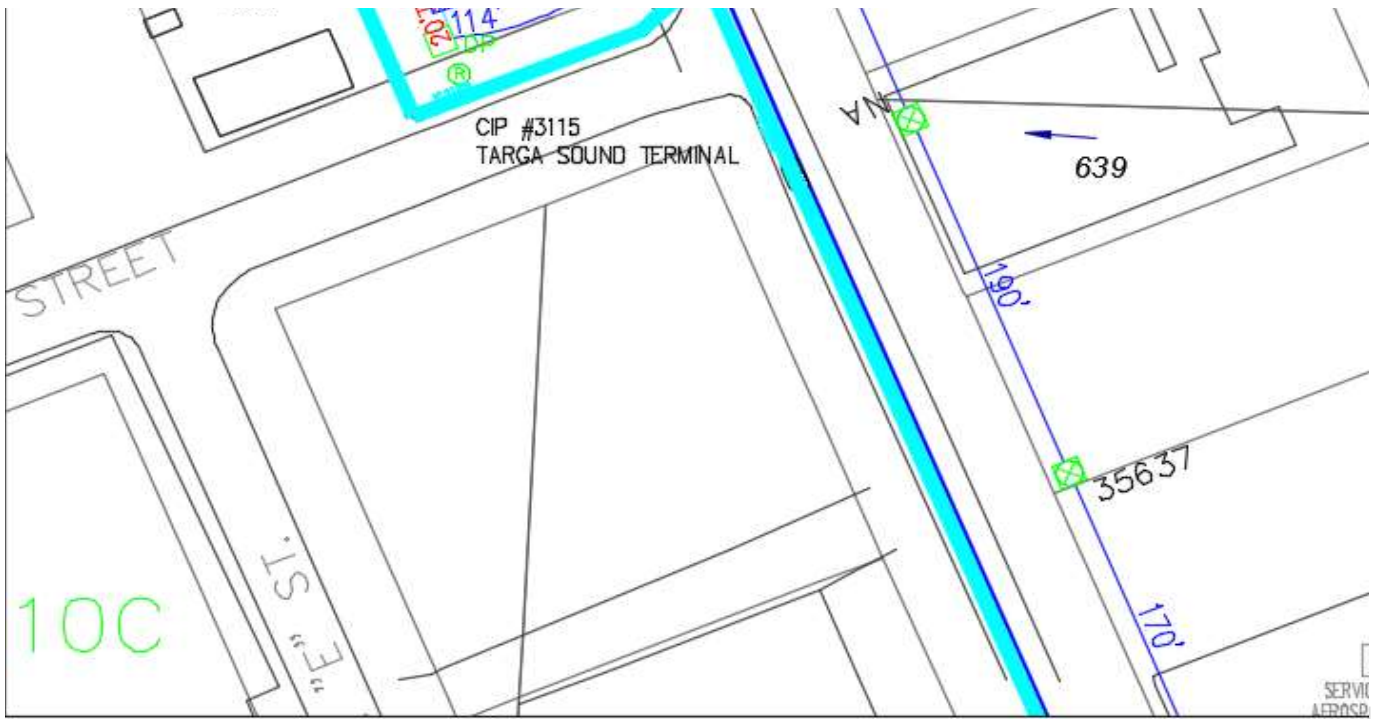


| | |
|------------------|---------------------------|
| [Redacted] | |
| Sheath | NE.03.030 |
| Count | 12 |
| Starting Pole # | 9996 |
| Starting Address | 1013 E. "F" St. |
| Ending Address | 313 E "F" St |
| Footage | 2000 |
| Notes | |

| | |
|------------|-----------|
| [Redacted] | |
| Sheath | NE.03.032 |
| Count | 36 |



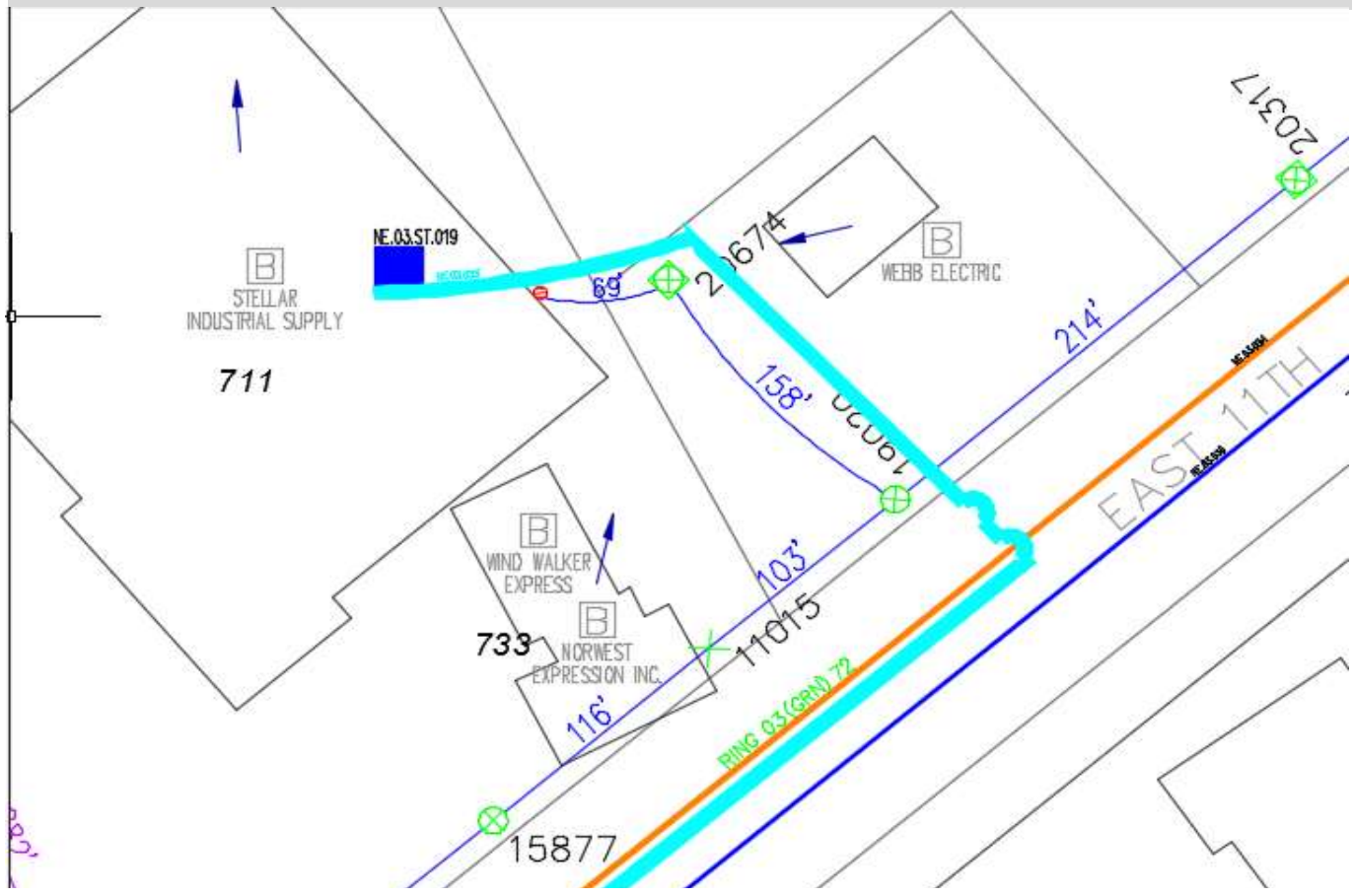
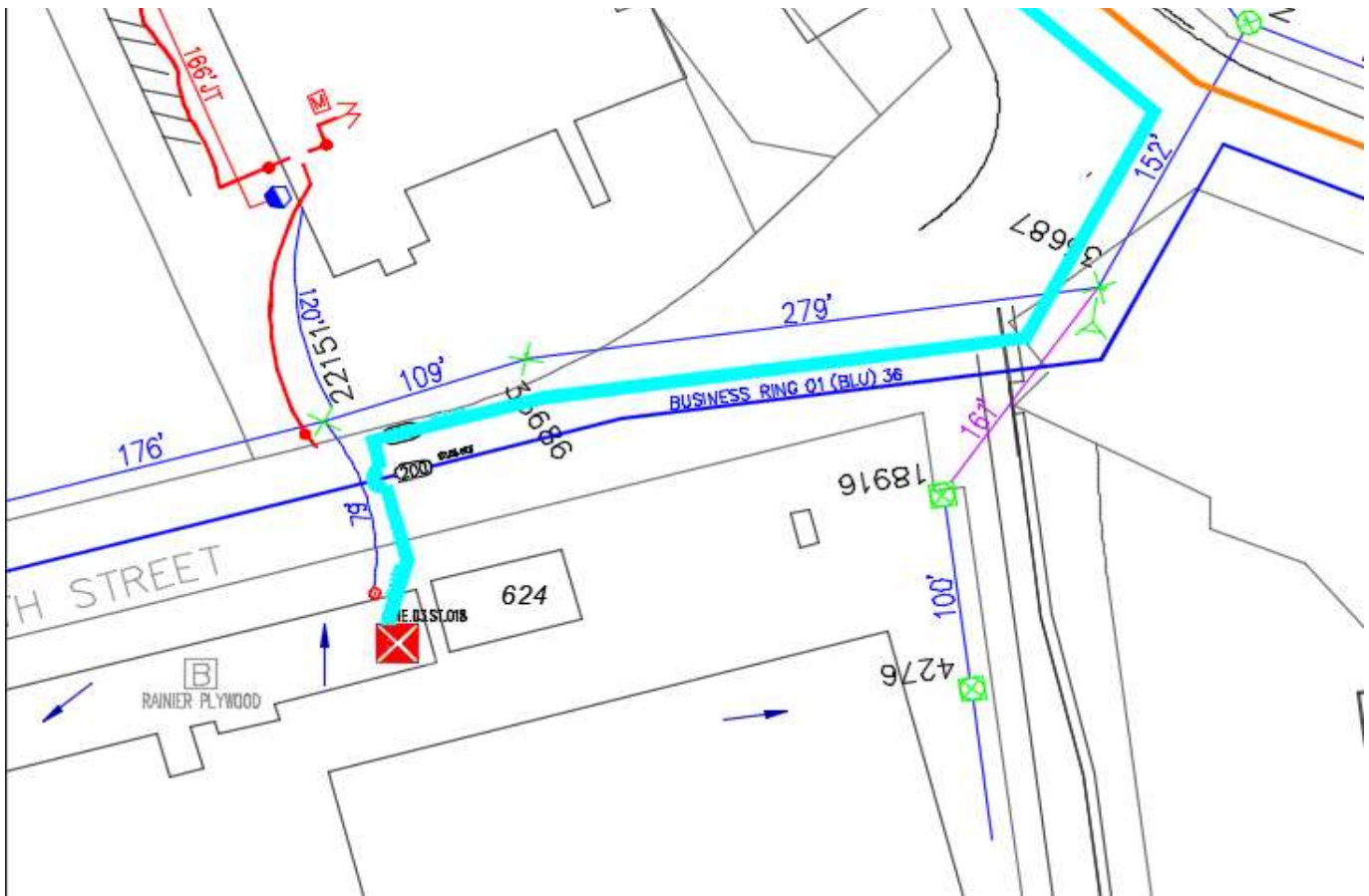







Starting Pole # 35687
 Starting Address 1616 St Paul Ave
 Ending Address 624 E 15th St
 Footage 467
 Notes

Sheath NE.03.033
 Count 12
 Starting Pole # 20674
 Starting Address 711 E 11th St
 Ending Address 711 E 11th St
 Footage 69
 Notes







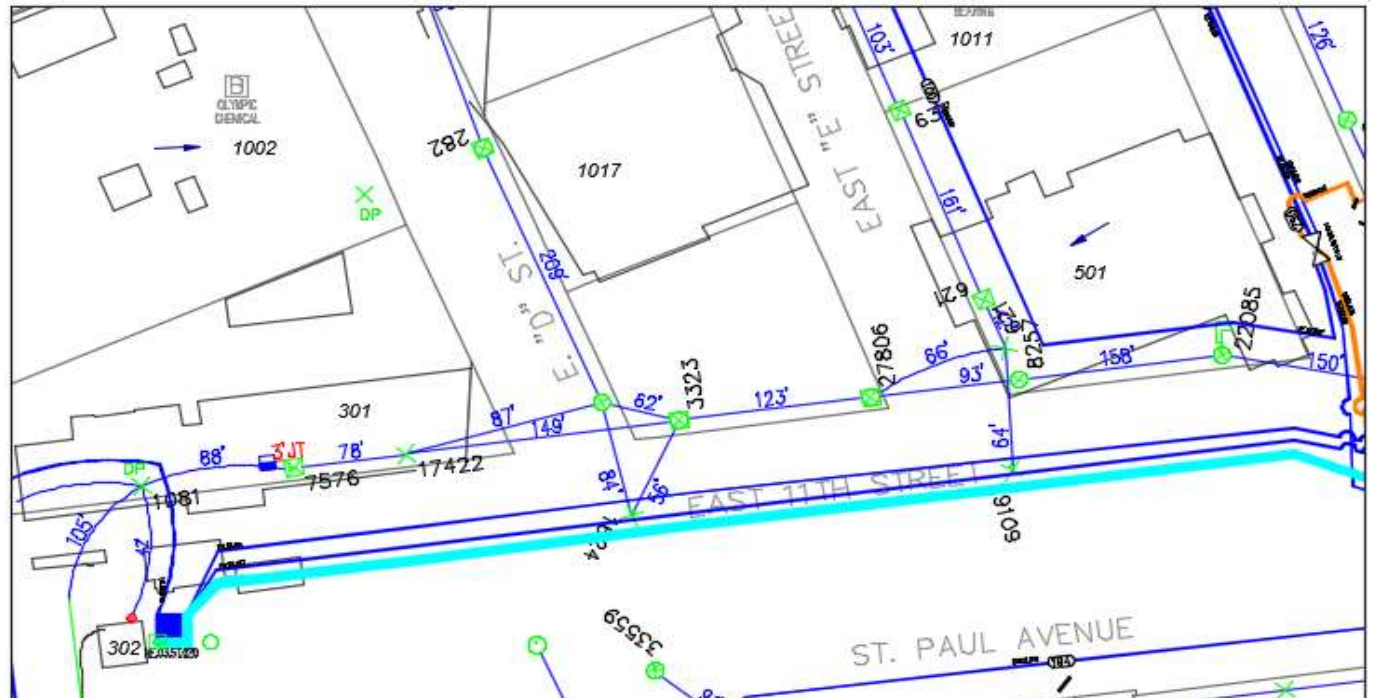
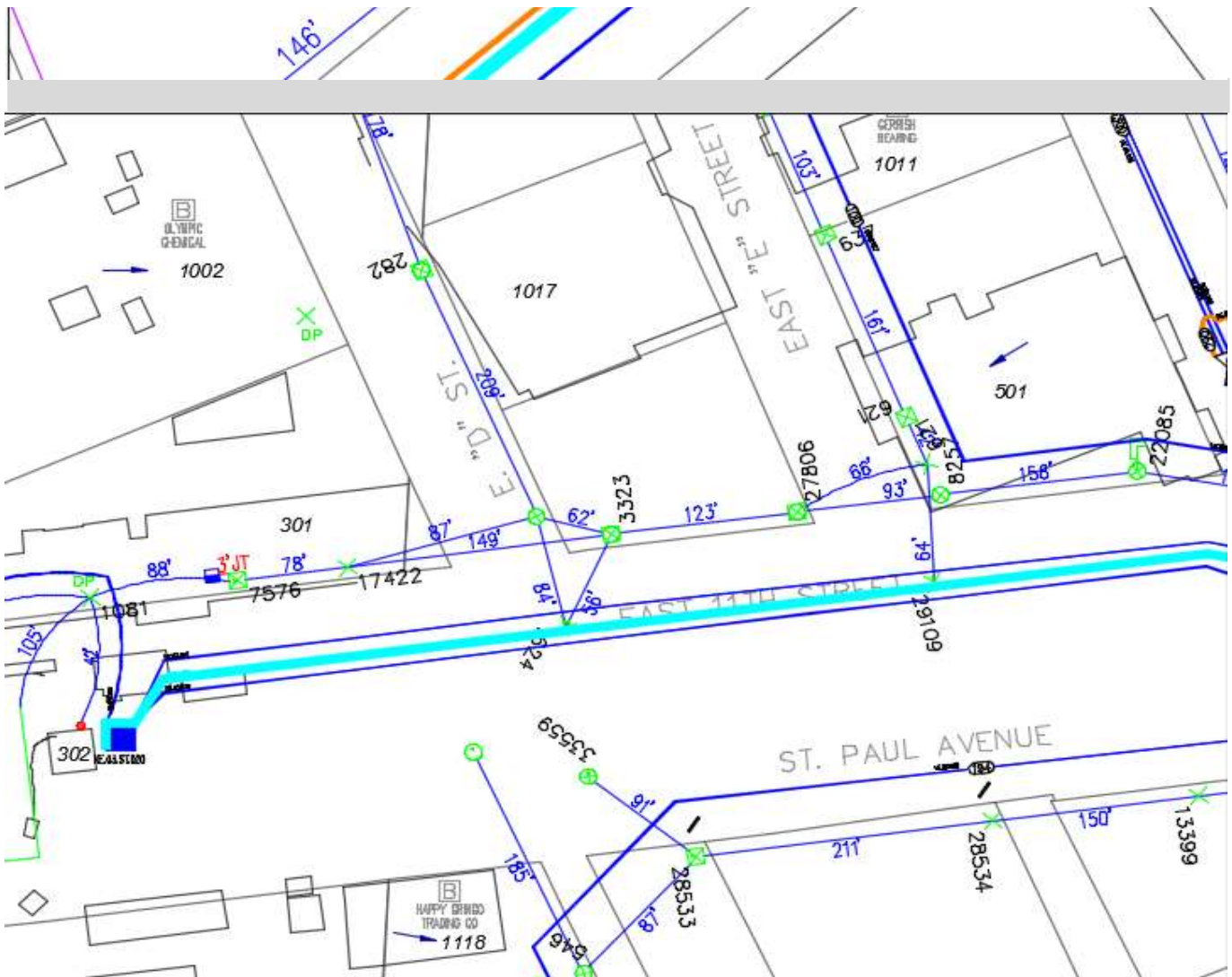





Sheath NE.03.037
Count 12
Starting Pole # 22085
Starting Address 501 E "E" St
Ending Address 302 E 11th St
Footage 731
Notes




Sheath NE.03.039
Count 48
Starting Pole # 22087
Starting Address 501 E "E" St
Ending Address 302 E 11th St
Footage 731
Notes



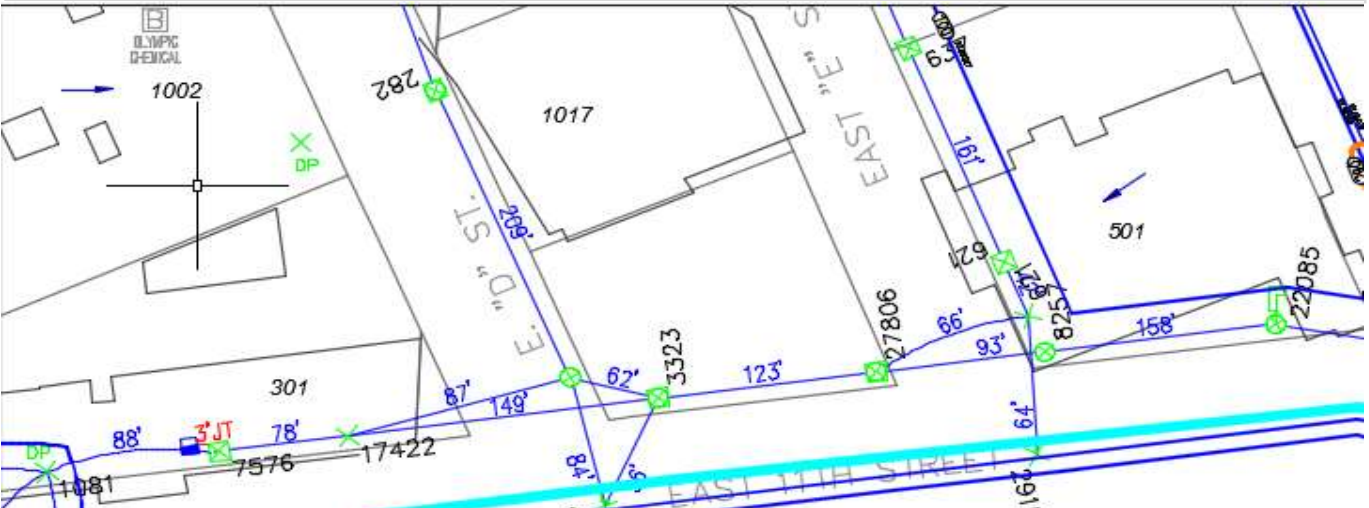
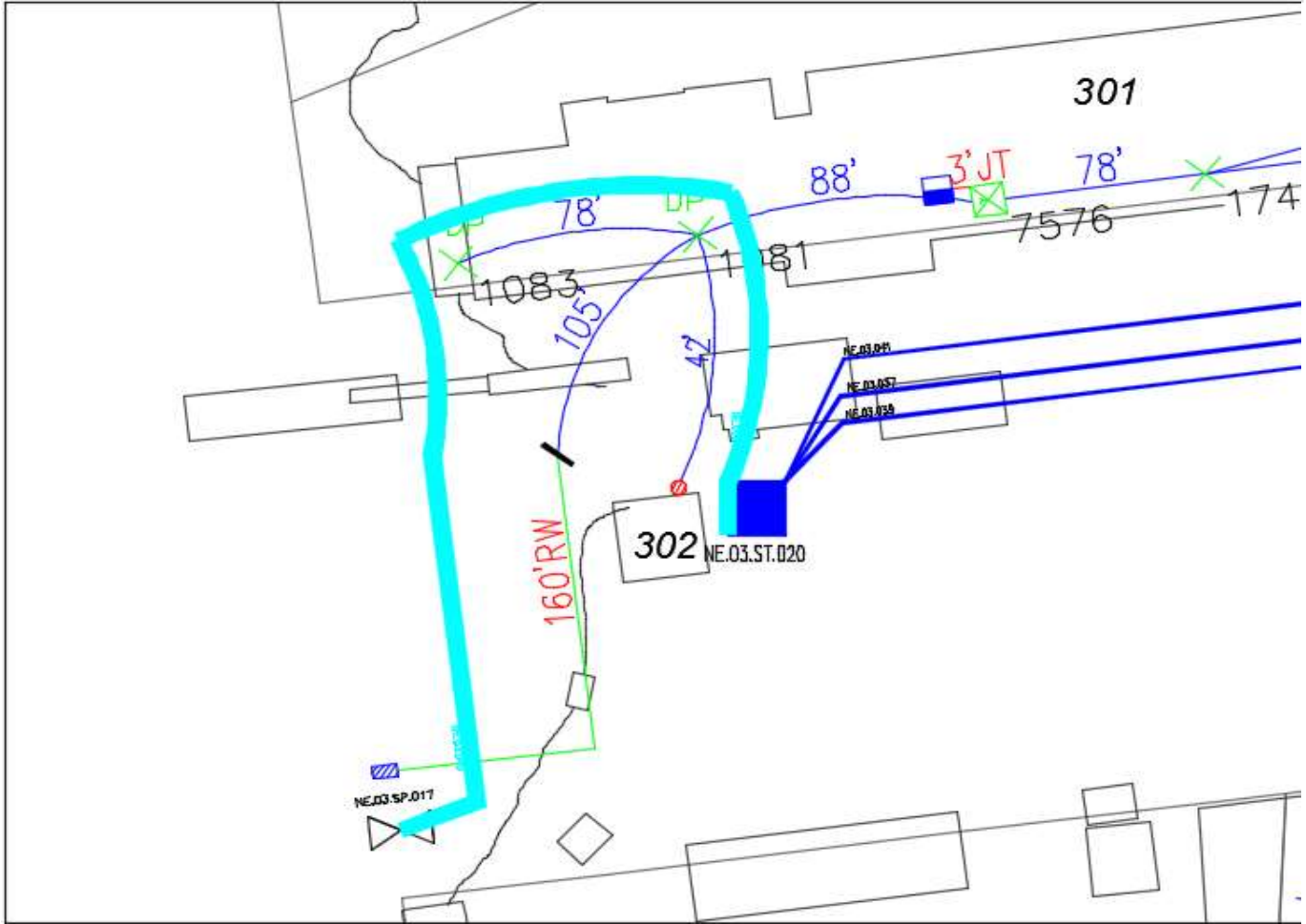
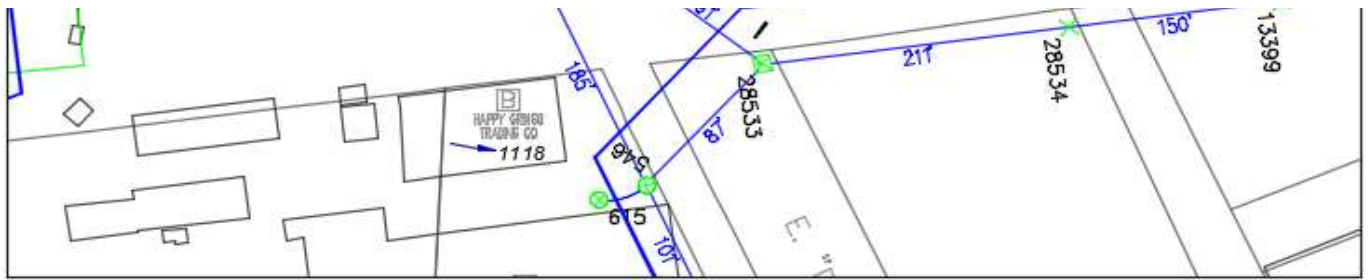






Sheath NE.03.040
Count 48
Starting Pole # NT
Starting Address 302 E 11th St
Ending Address E 11th St
Footage 332
Notes

Sheath NE.03.041
Count 12
Starting Pole # 22087
Starting Address 501 E "E" St
Ending Address 302 E 11th St
Footage 731
Notes







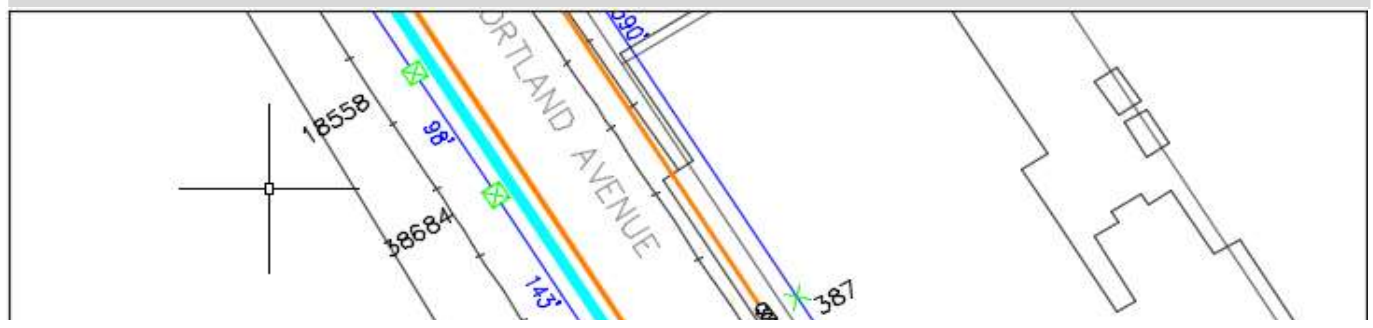
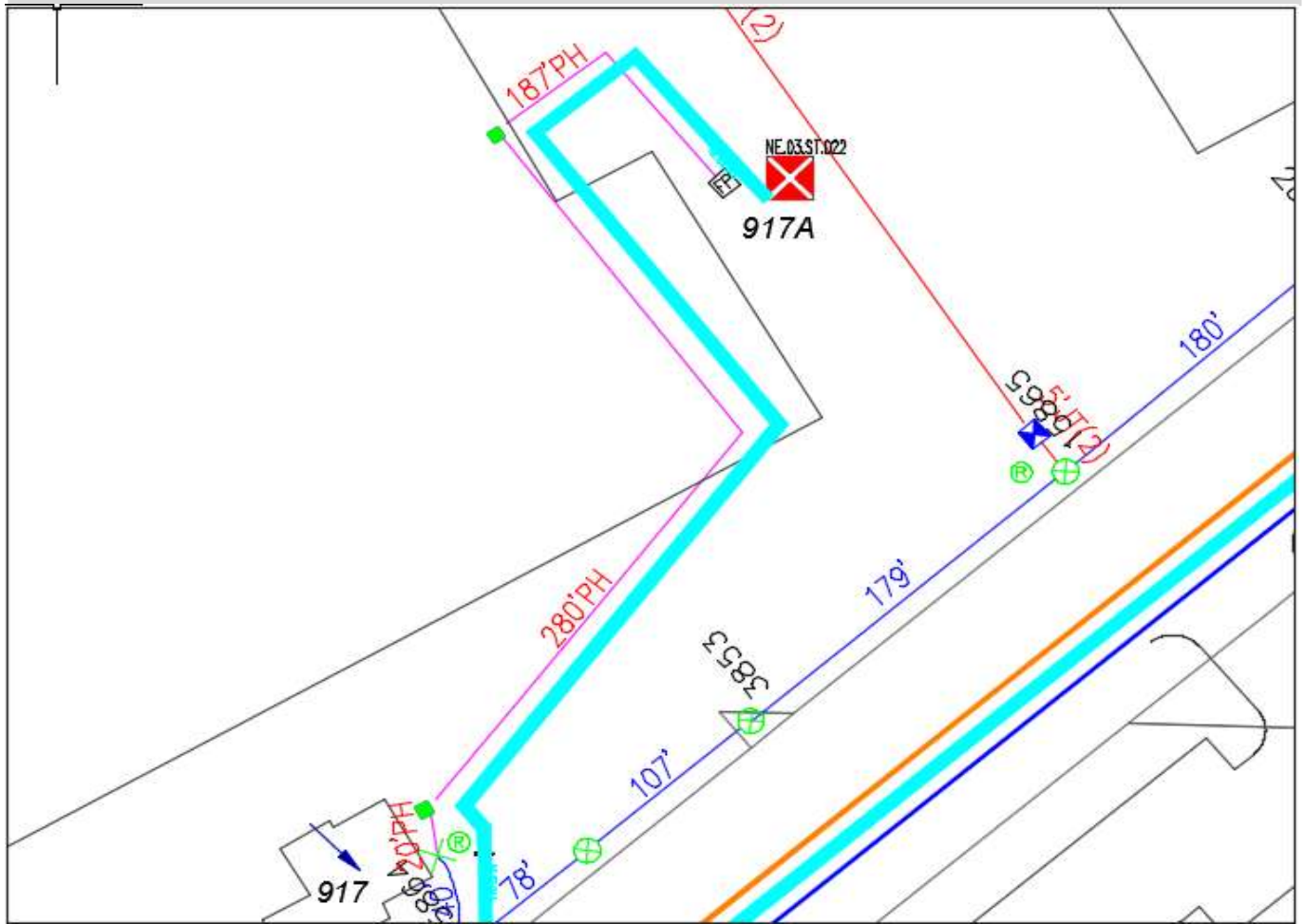
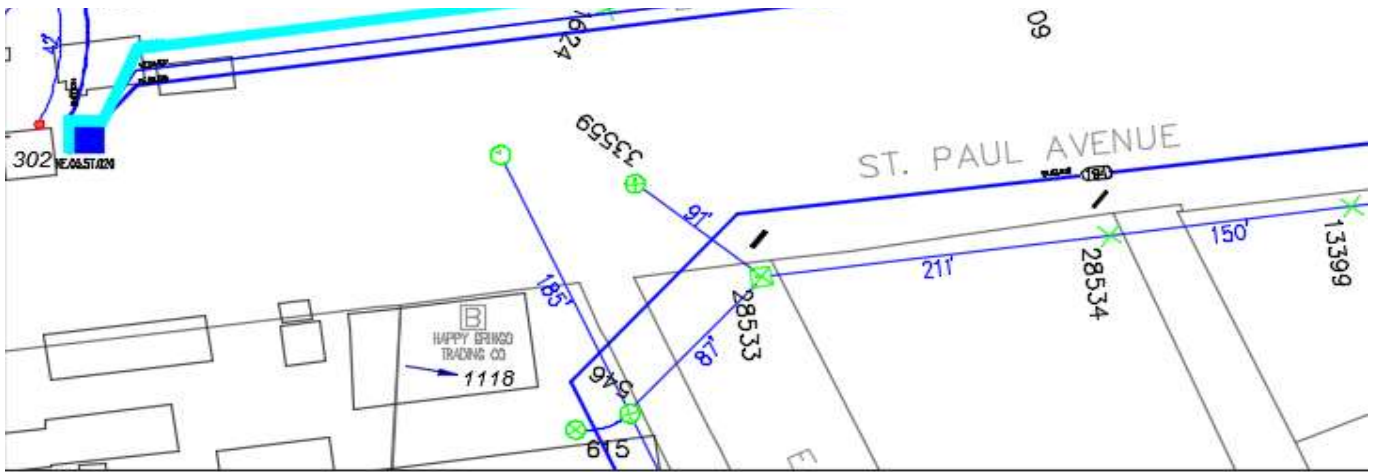




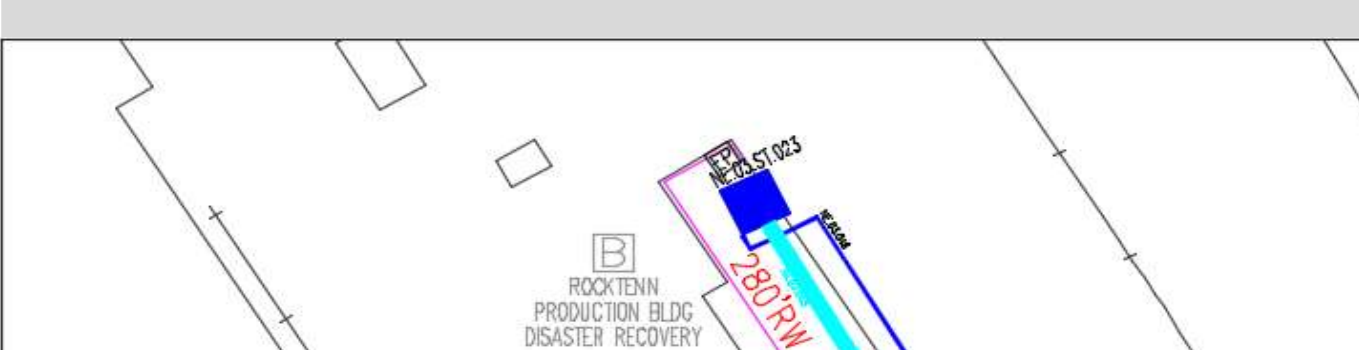
Sheath NE.03.043
Count 36
Starting Pole # NT
Starting Address 917 E 11th St
Ending Address 917 E 11th St
Footage 487
Notes



Sheath [NE.03.045](#)
Count 24
Starting Pole # 36346
Starting Address 733 Portland Ave
Ending Address 801 Portland Ave
Footage 1290
Notes








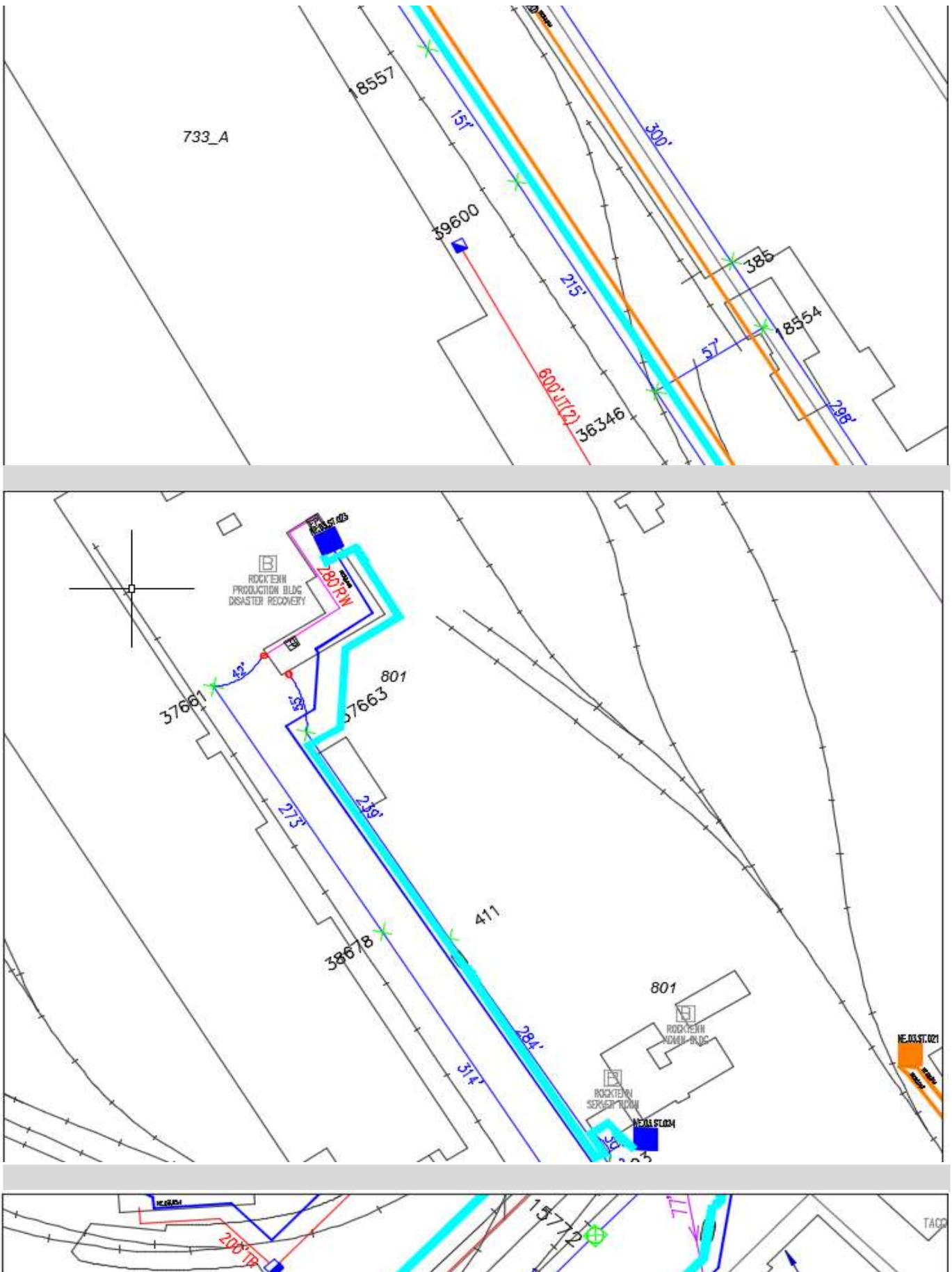




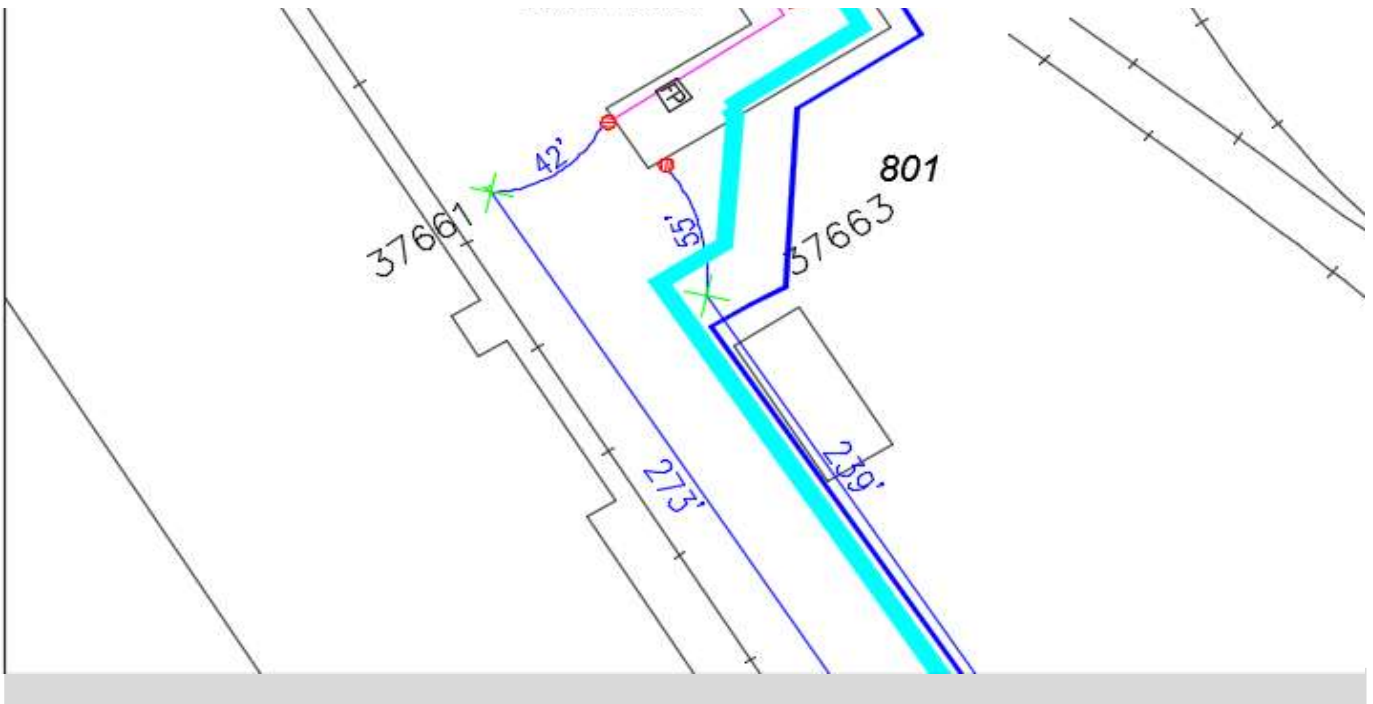
Sheath NE.03.046
 Count 12
 Starting Pole # 393
 Starting Address 801 Portland Ave
 Ending Address 801 Portland Ave
 Footage 1106
 Notes



Sheath [NE.03.047](#)
 Count 36
 Starting Pole # 26141





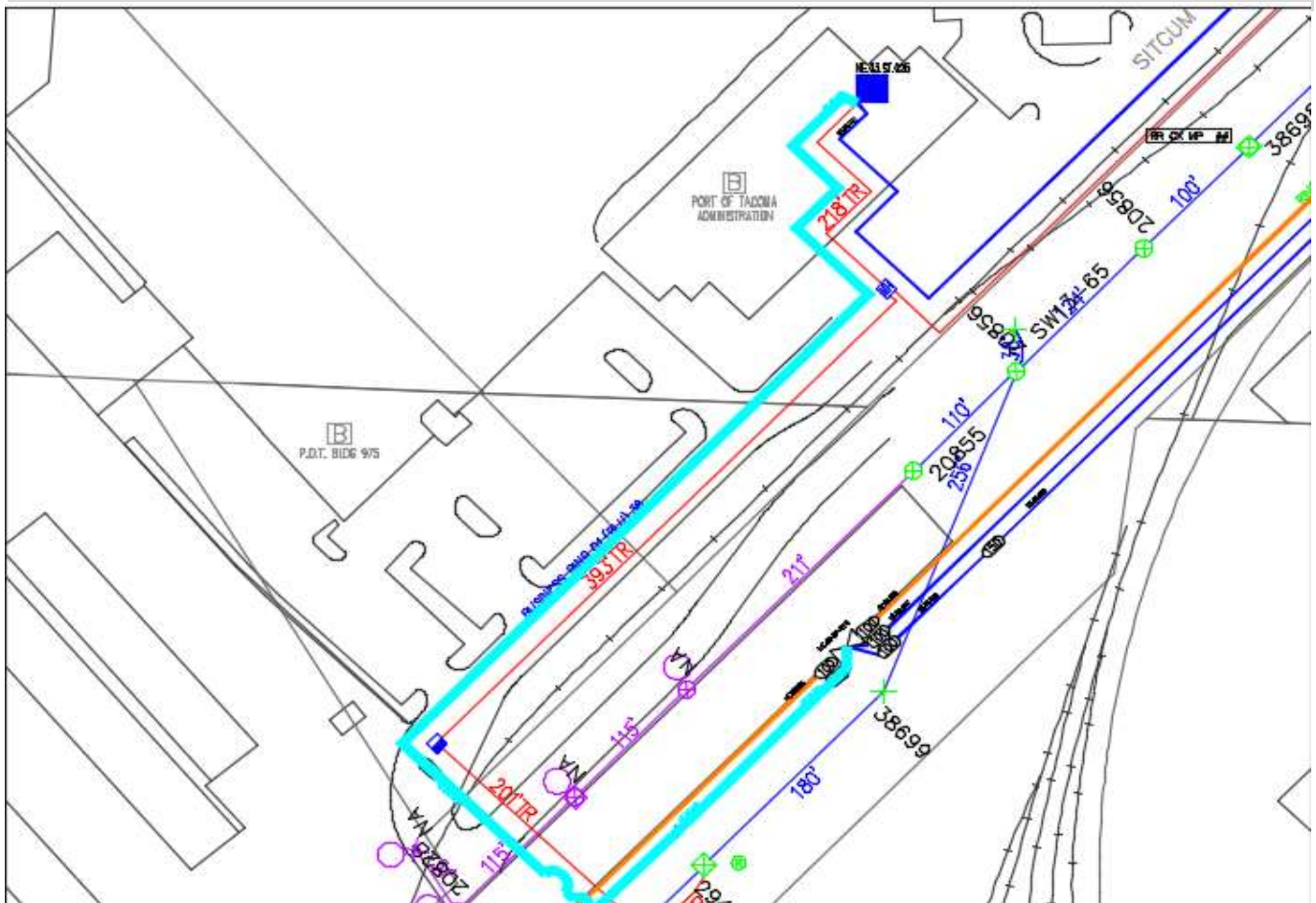
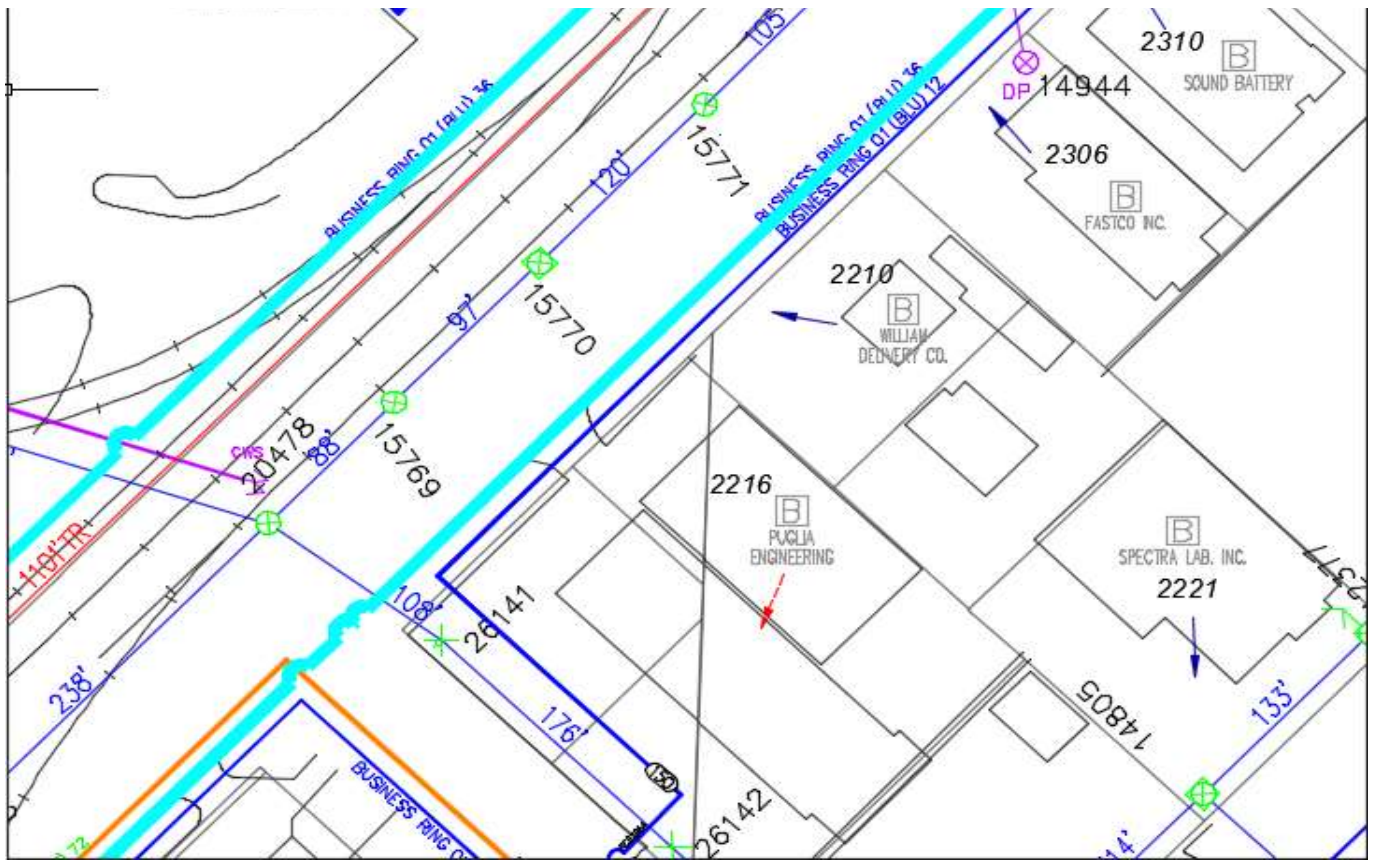


//
/

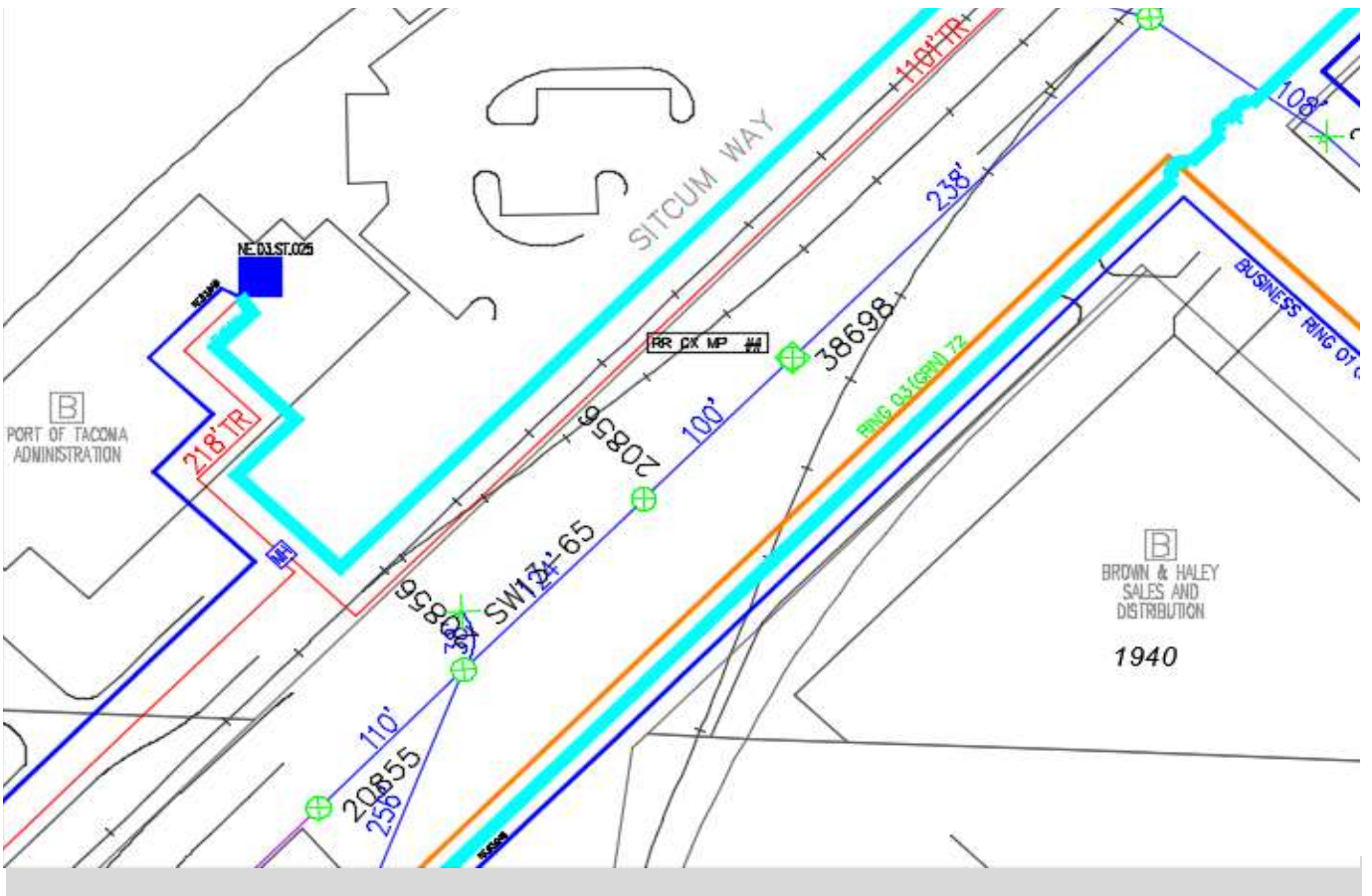


Starting Address 2216 E 11th St
 Ending Address 2200 11th St East
 Footage 2301
 Notes

Sheath NE.03.048
 Count 36
 Starting Pole # UG
 Starting Address NA
 Ending Address 2200 11th St East
 Footage 812
 Notes

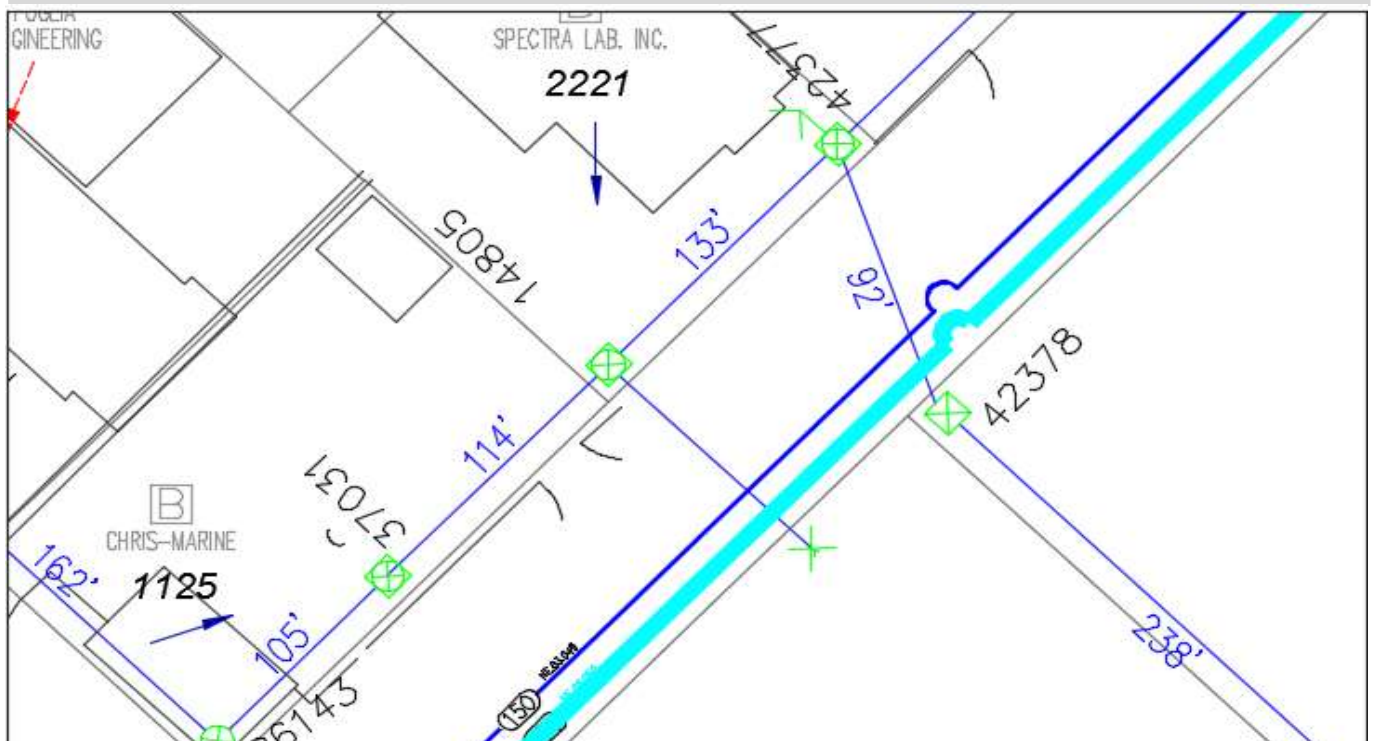
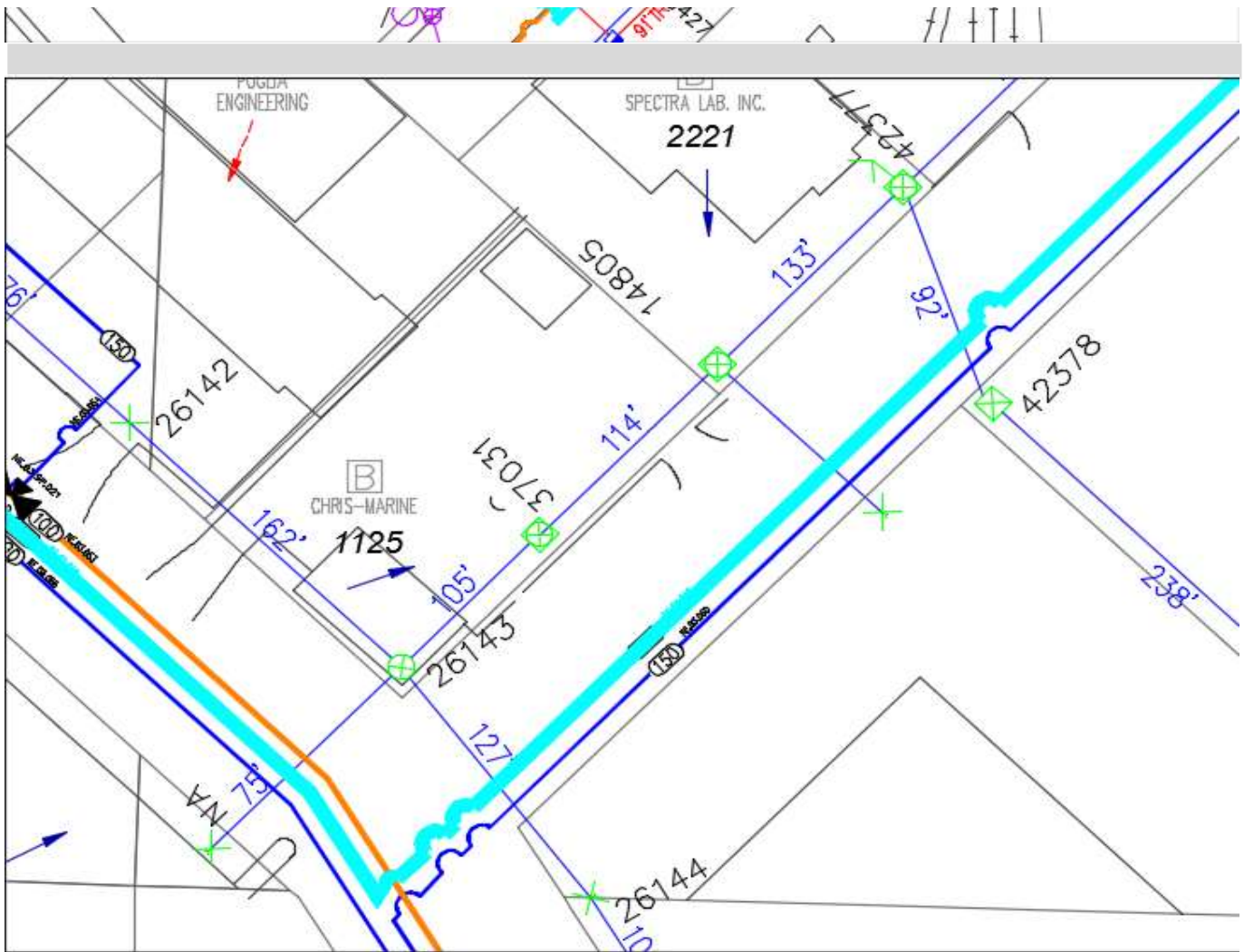




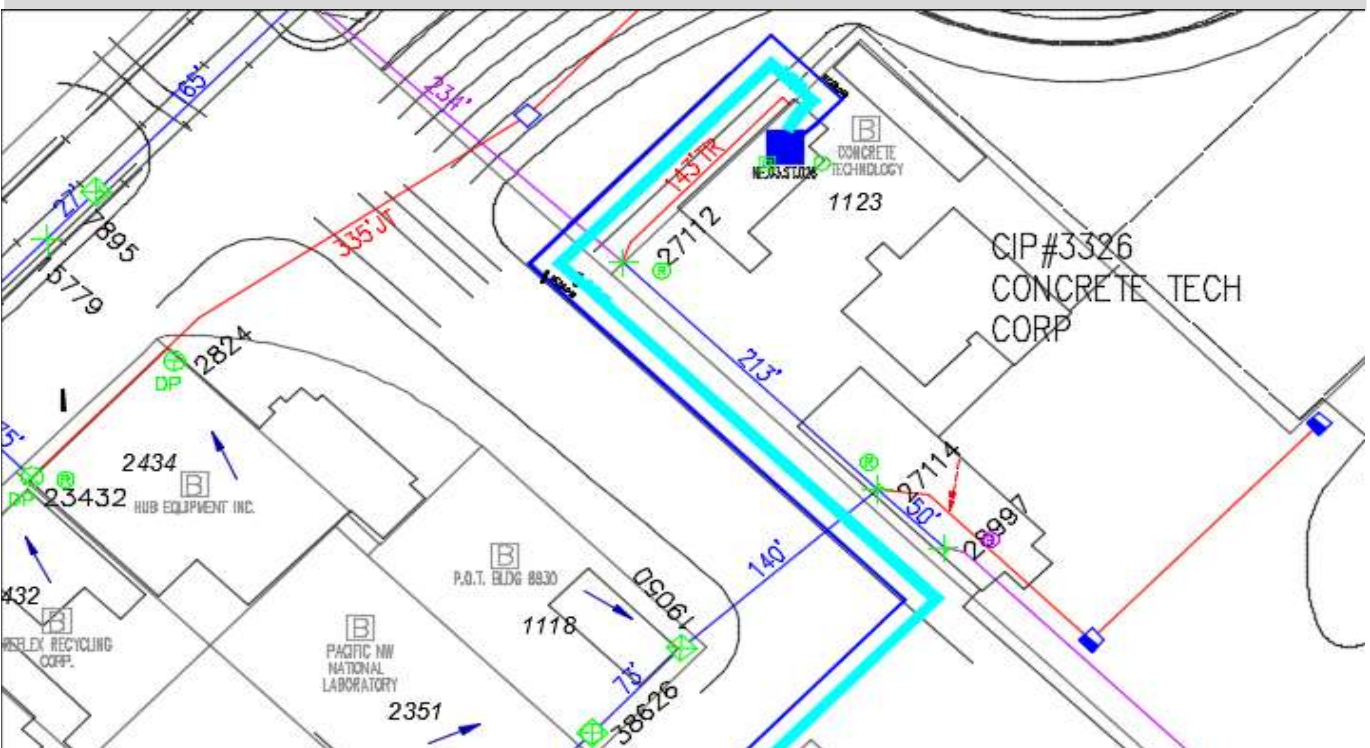
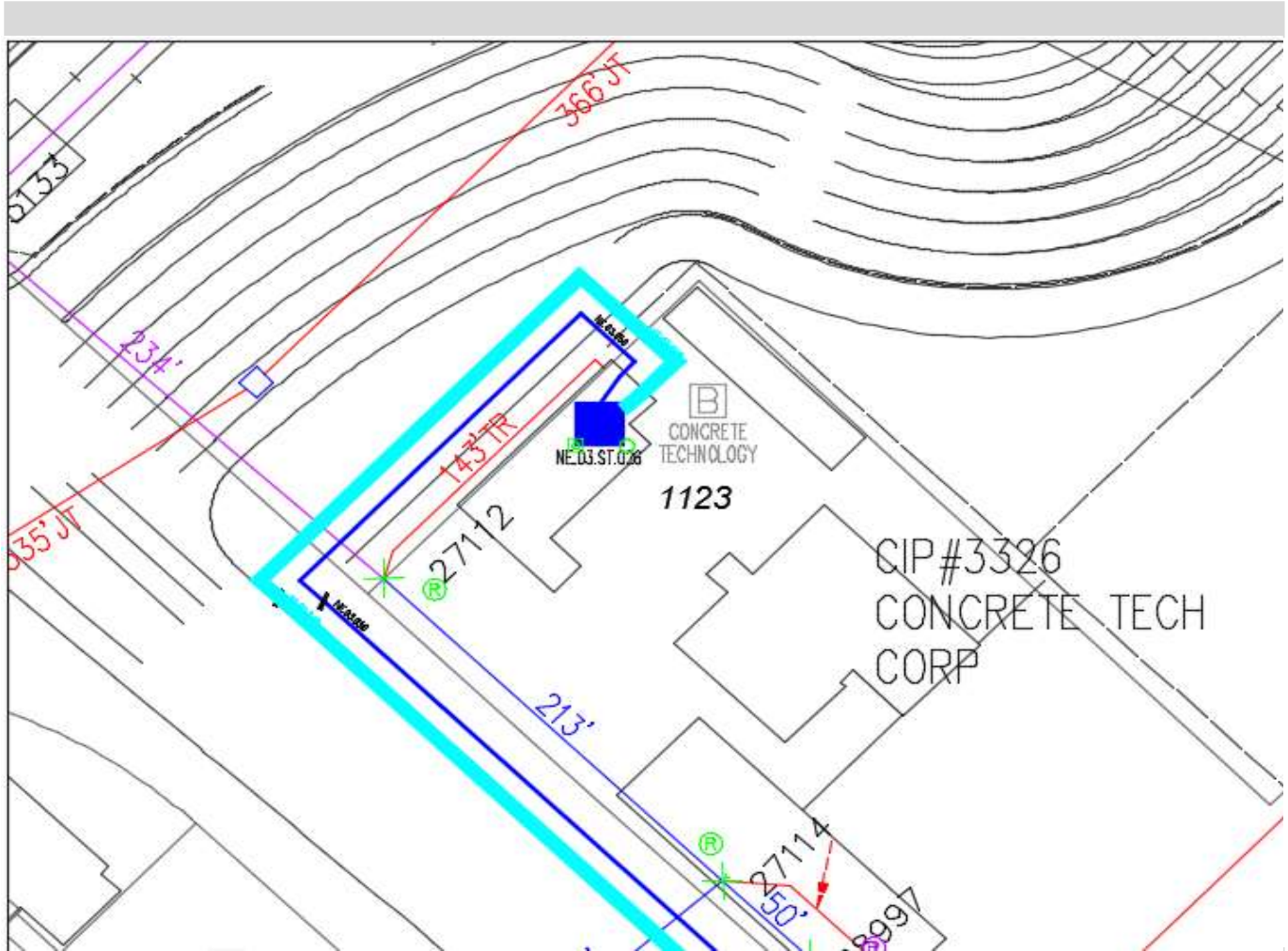


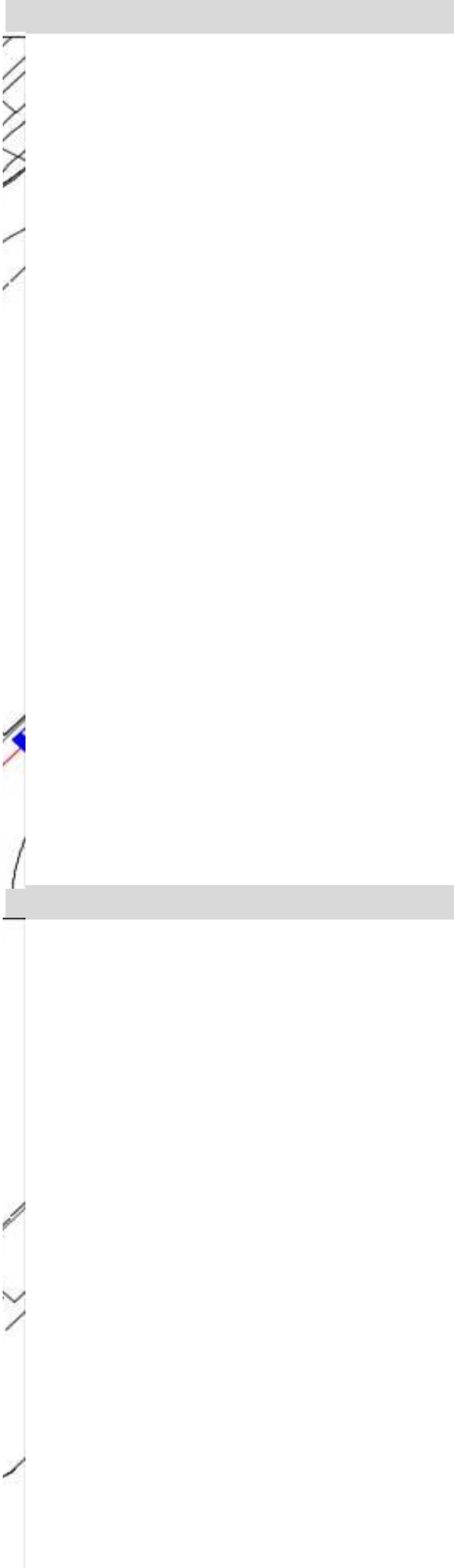
Sheath [NE.03.049](#)
Count 24
Starting Pole # 37031
Starting Address 1125 Thorne Rd
Ending Address 1123 Port of Tacoma Rd
Footage 1643
Notes

Sheath NE.03.050
Count 6
Starting Pole # 37031
Starting Address 1125 Thorne Rd
Ending Address 1123 Port of Tacoma Rd
Footage 1643
Notes








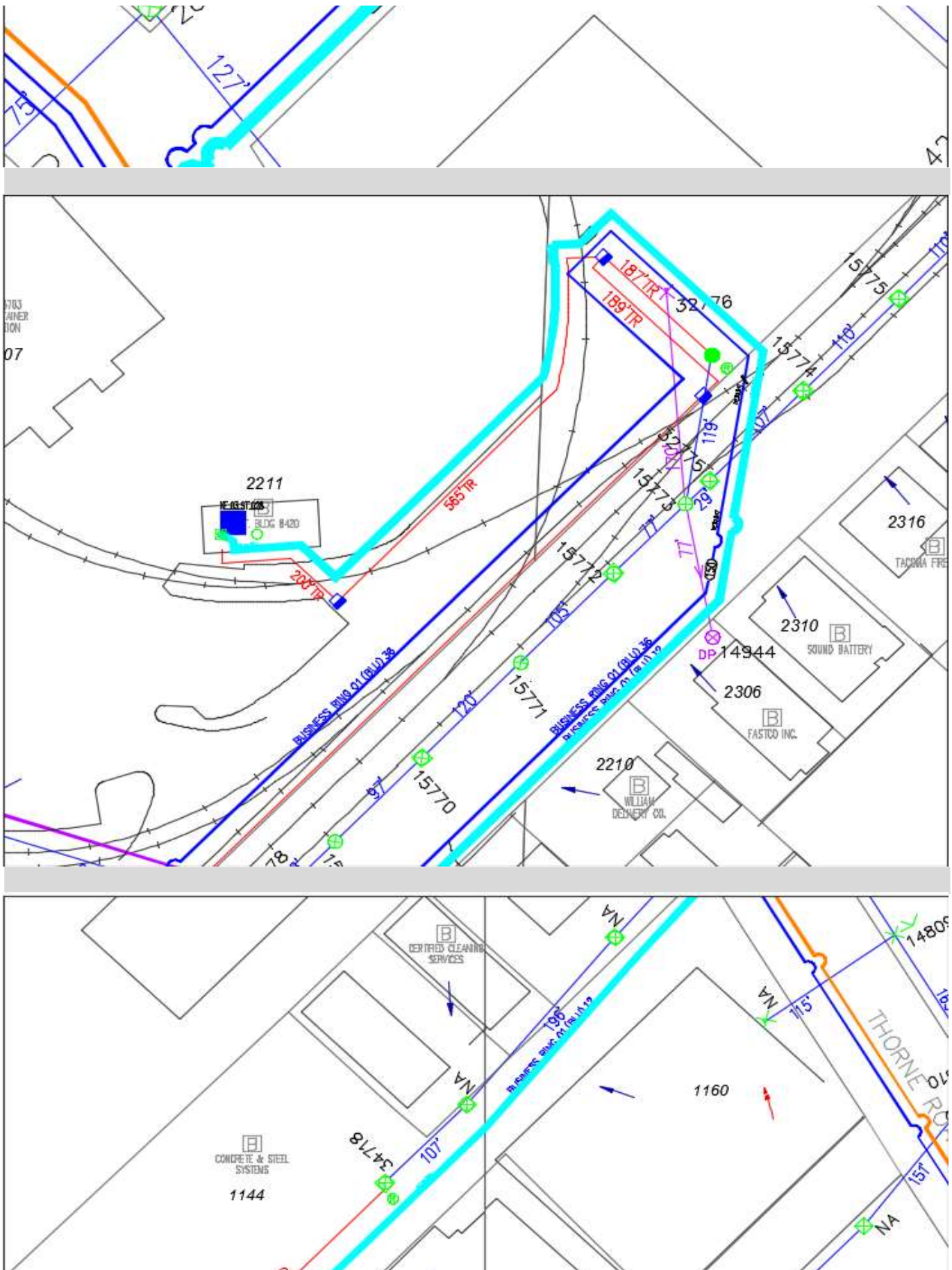




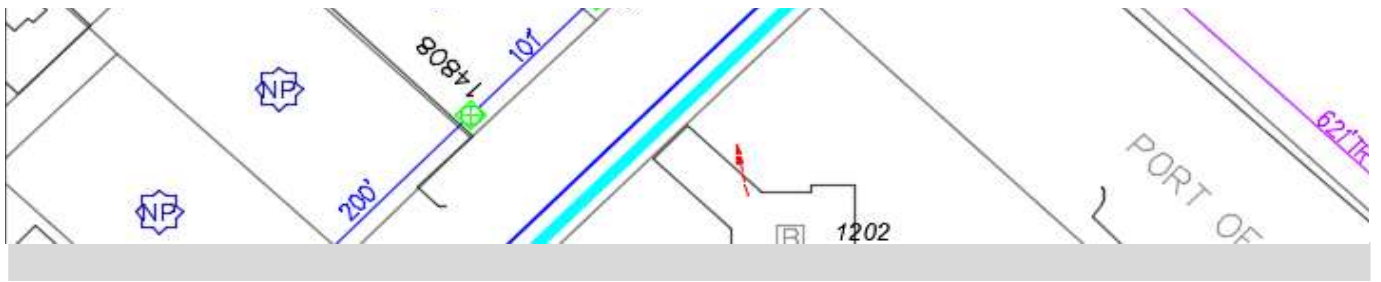
Sheath NE.03.054
Count 12
Starting Pole # 15769
Starting Address 2211 E 11th St
Ending Address 2211 E 11th St
Footage 1470
Notes




Sheath NE.03.055
Count 12
Starting Pole # NT
Starting Address 1132 Thorne Rd
Ending Address 1140 Thorne Rd.
Footage 810
Notes







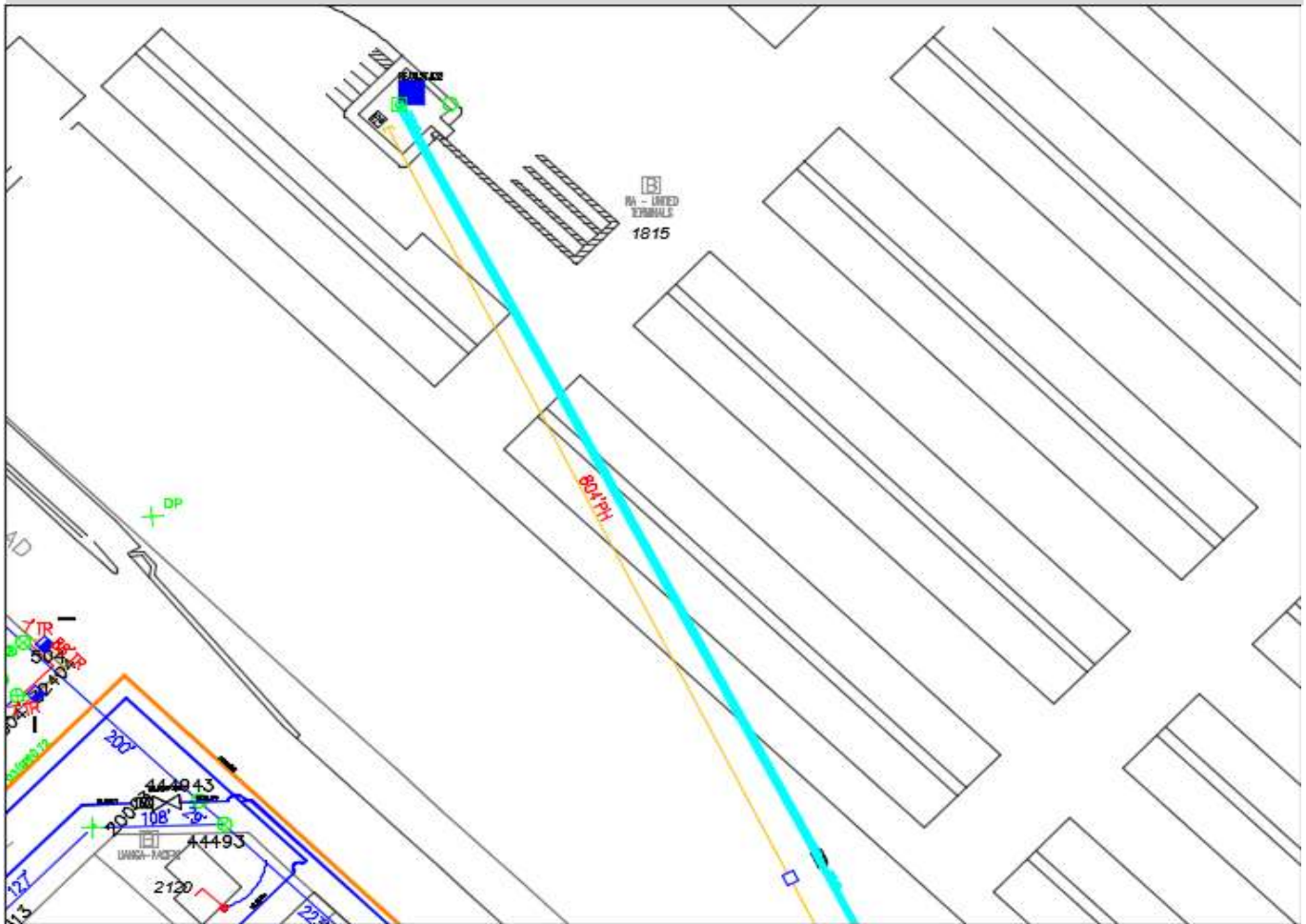
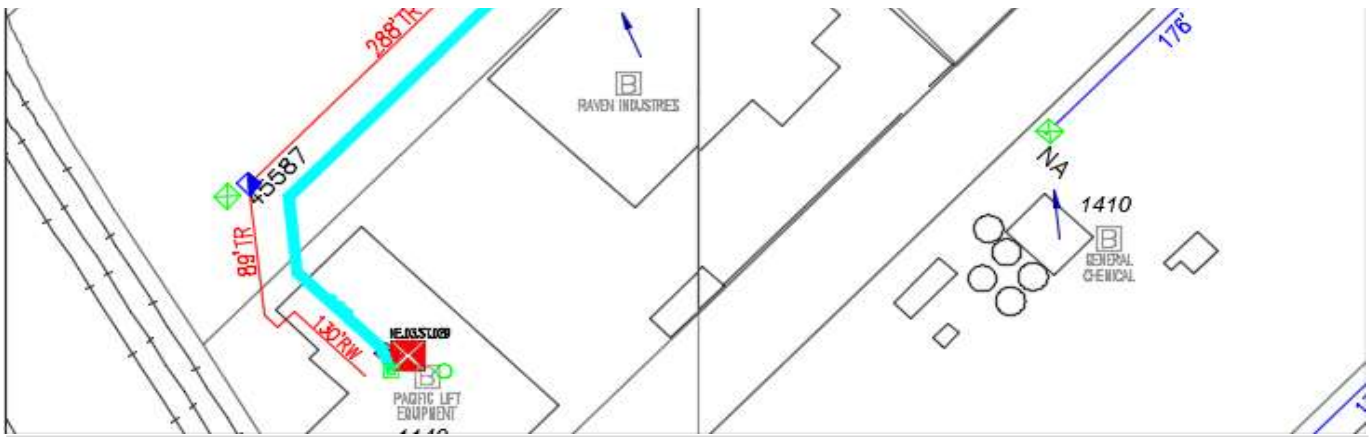




Sheath NE.03.060
Count 12
Starting Pole # UG
Starting Address 1815 Port Of Tacoma Rd
Ending Address 1815 Port Of Tacoma Rd
Footage 804
Notes



Sheath NE.03.062
Count 36
Starting Pole # 11500
Starting Address 2608 Marshall Ave
Ending Address 2801 Marshall Ave
Footage 1058
Notes











Sheath NE.03.063
Count 12
Starting Pole # 36723
Starting Address 2801 Marshall Ave
Ending Address 2810 Marshall Ave
Footage 481
Notes



Sheath NE.04.003
Count 24
Starting Pole # 37453
Starting Address 1010 54th Ave E

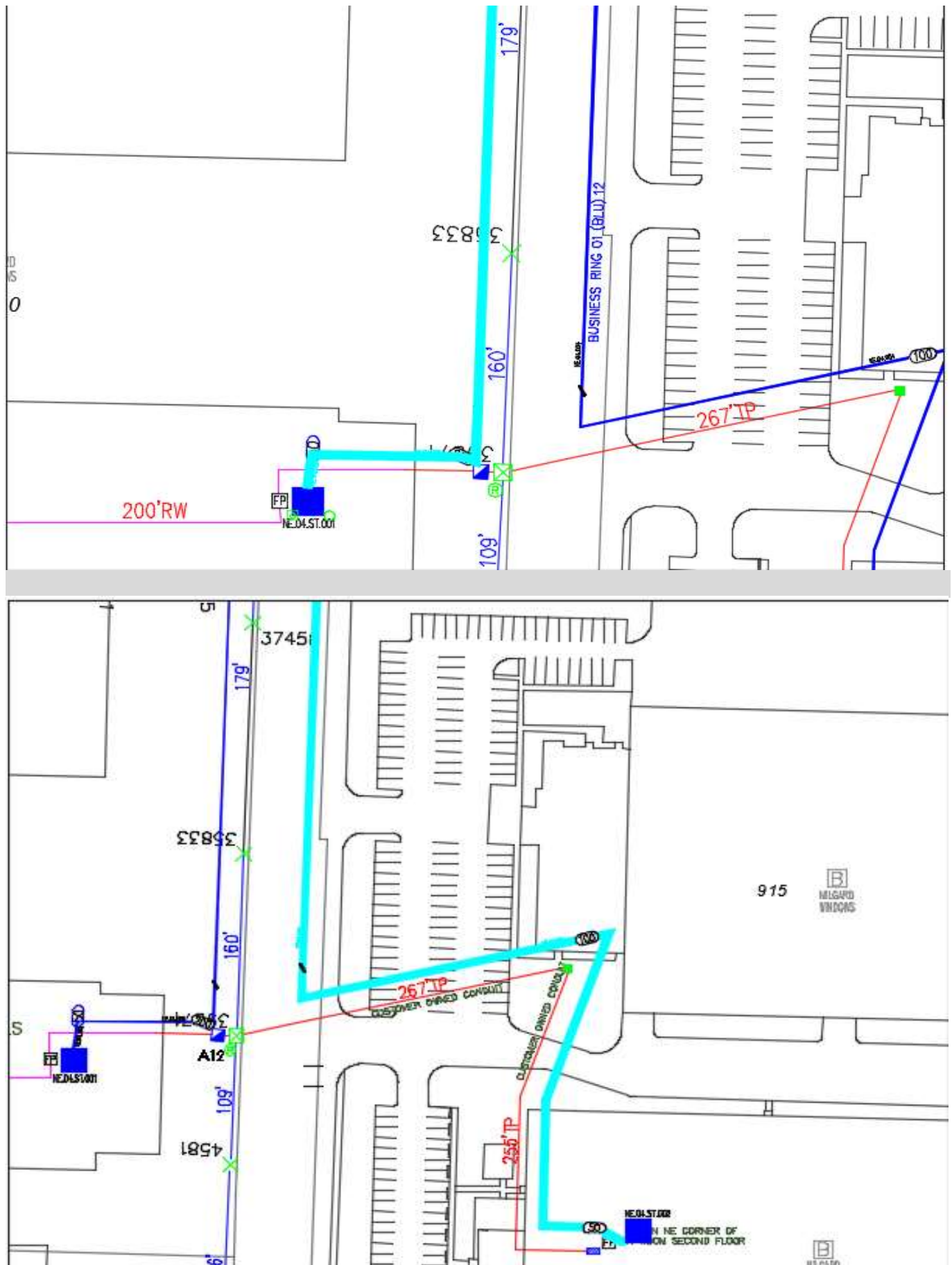






Ending Address 1010 54th Ave E
 Footage 539
 Notes

Sheath NE.04.004
 Count 12
 Starting Pole # 37458
 Starting Address 1010 54th Ave E
 Ending Address 1001 54th Ave. E
 Footage 861
 Notes



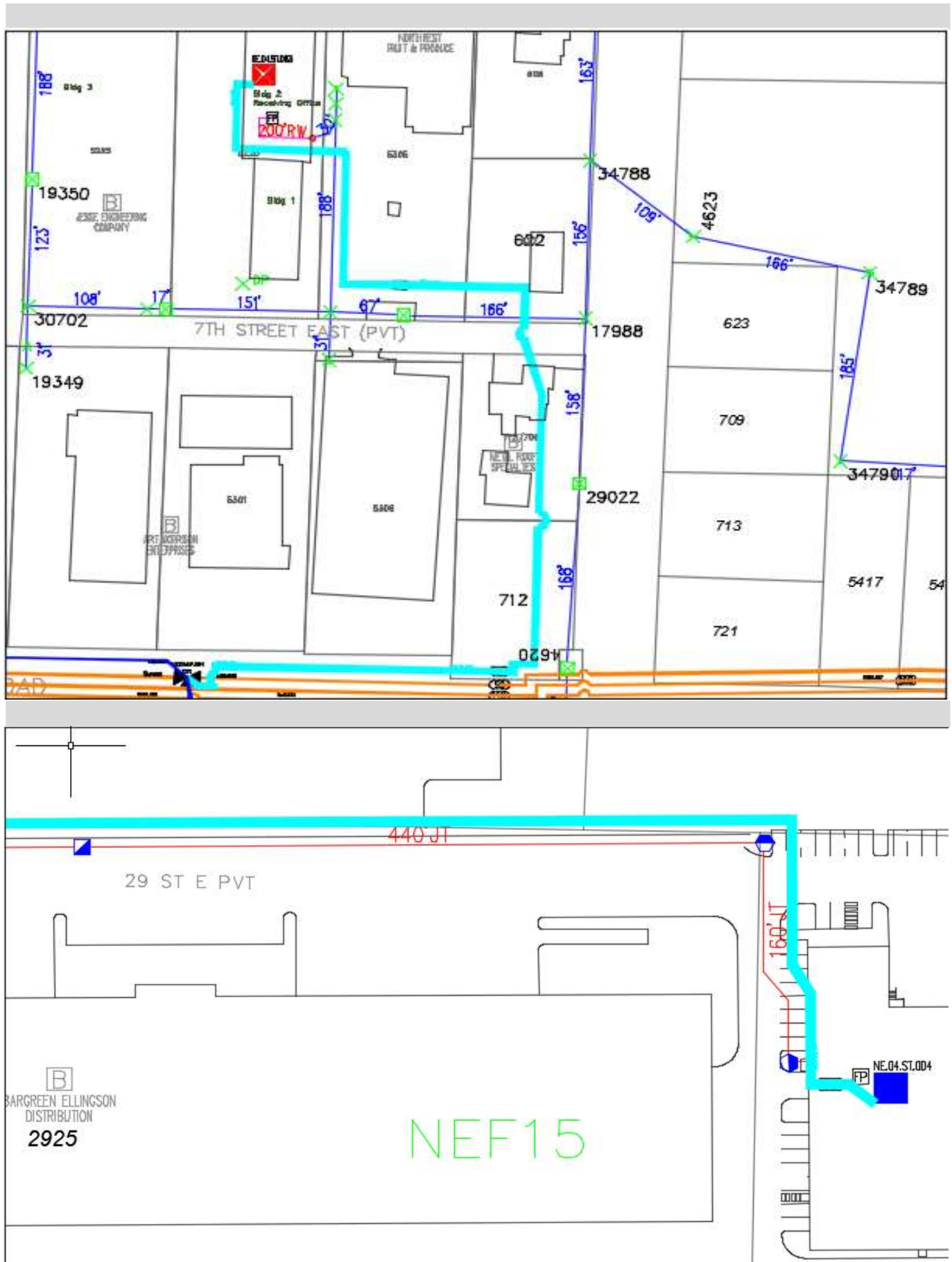






| | |
|------------------|----------------|
| | |
| Sheath | NE.04.005 |
| Count | 12 |
| Starting Pole # | 4620 |
| Starting Address | 712 54th Ave E |
| Ending Address | 5225 7th St E |
| Footage | 997 |
| Notes | |

| | |
|------------------|-----------------|
| | |
| Sheath | NE.04.009 |
| Count | 12 |
| Starting Pole # | UG |
| Starting Address | 2925 70th Ave E |
| Ending Address | 2935 70th Ave E |
| Footage | 600 |
| Notes | |



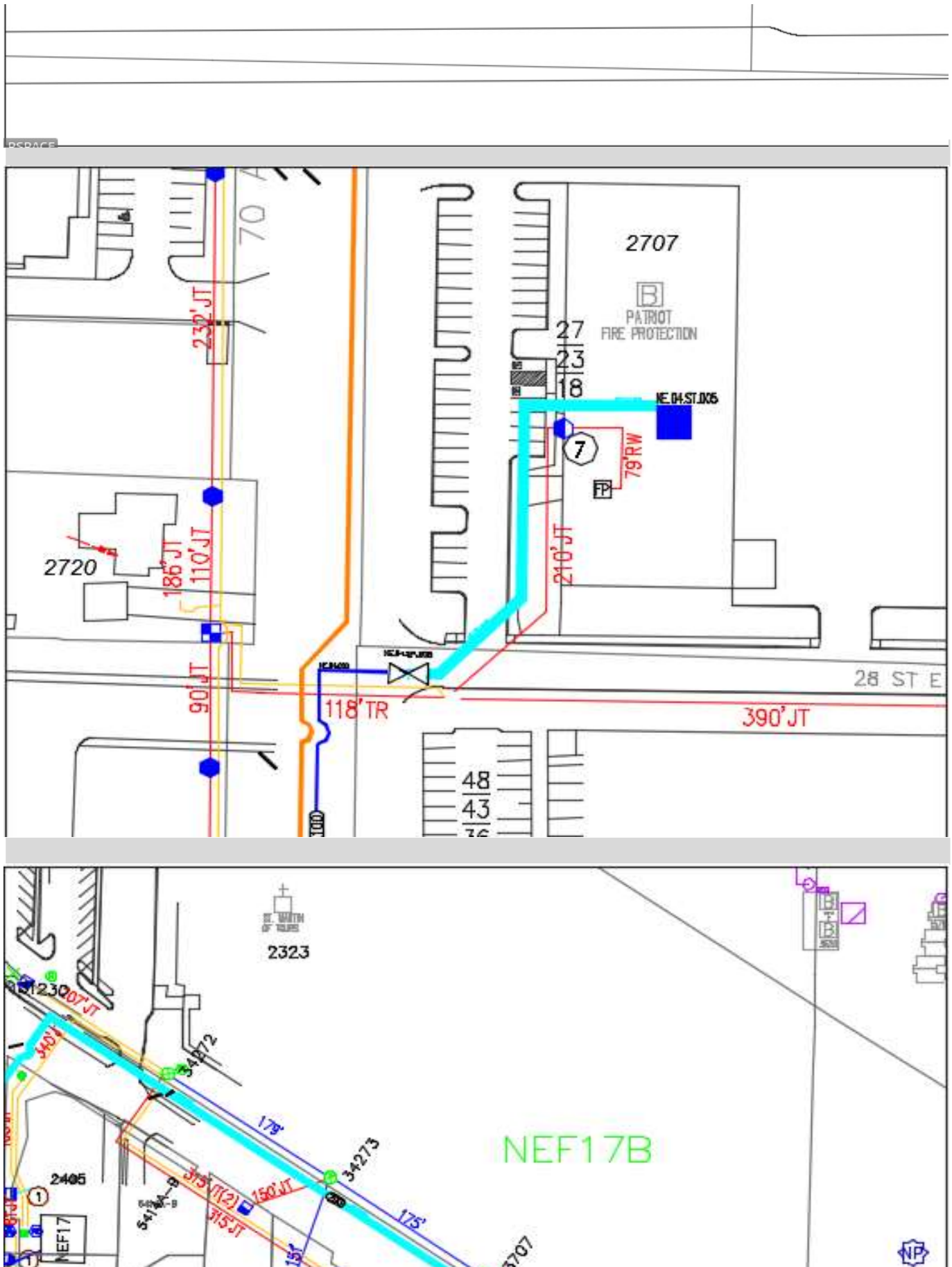







| | |
|------------------|-----------------|
| Sheath | NE.04.011 |
| Count | 24 |
| Starting Pole # | UG |
| Starting Address | 2807 70th Ave E |
| Ending Address | 2707 70th Ave E |
| Footage | 289 |
| Notes | |

| | |
|------------------|---------------------|
| Sheath | NE.04.016 |
| Count | 12 |
| Starting Pole # | 31230 |
| Starting Address | 2323 Valley Ave. E. |
| Ending Address | 5615 Valley Ave. E. |
| Footage | |
| Notes | |









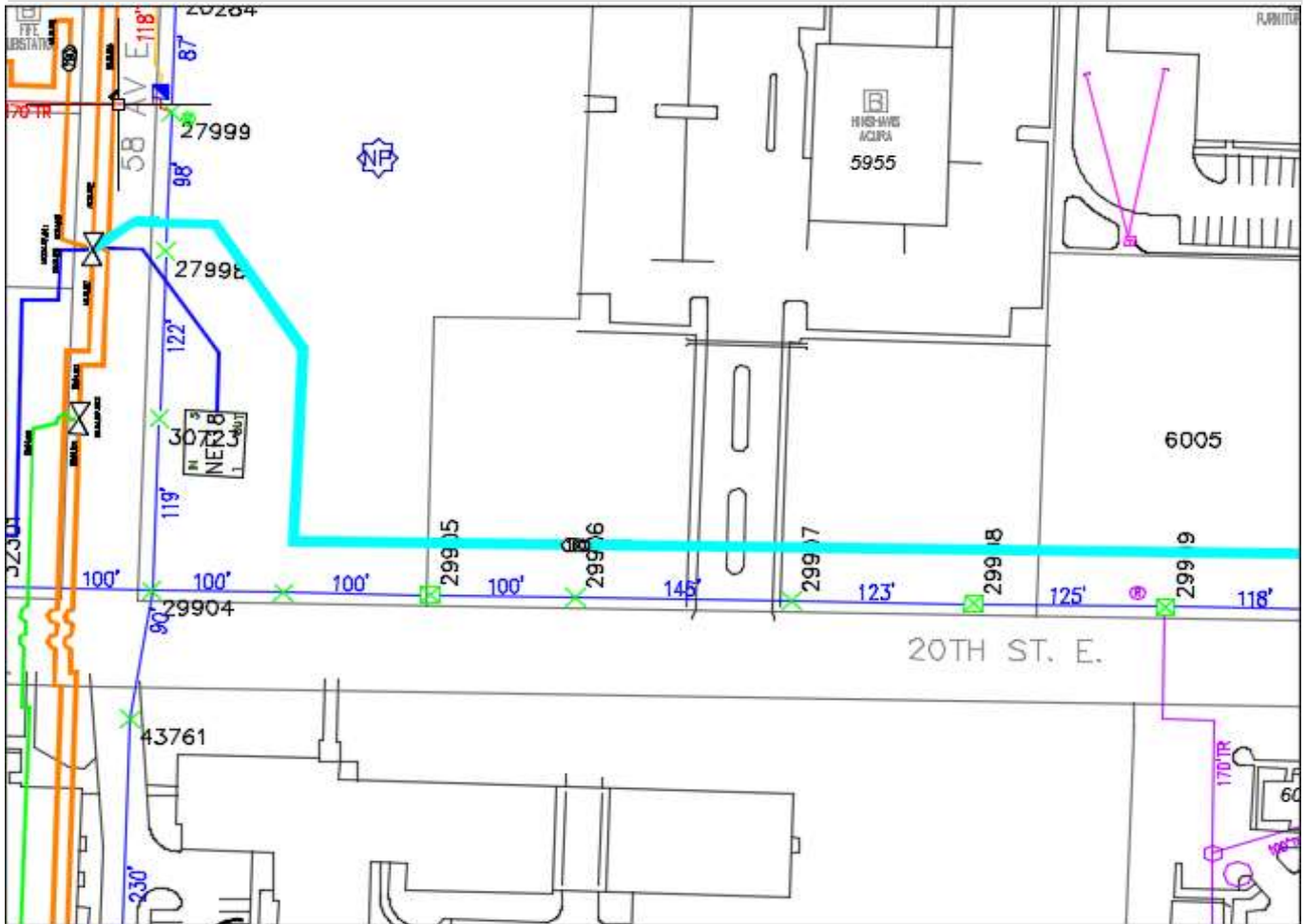




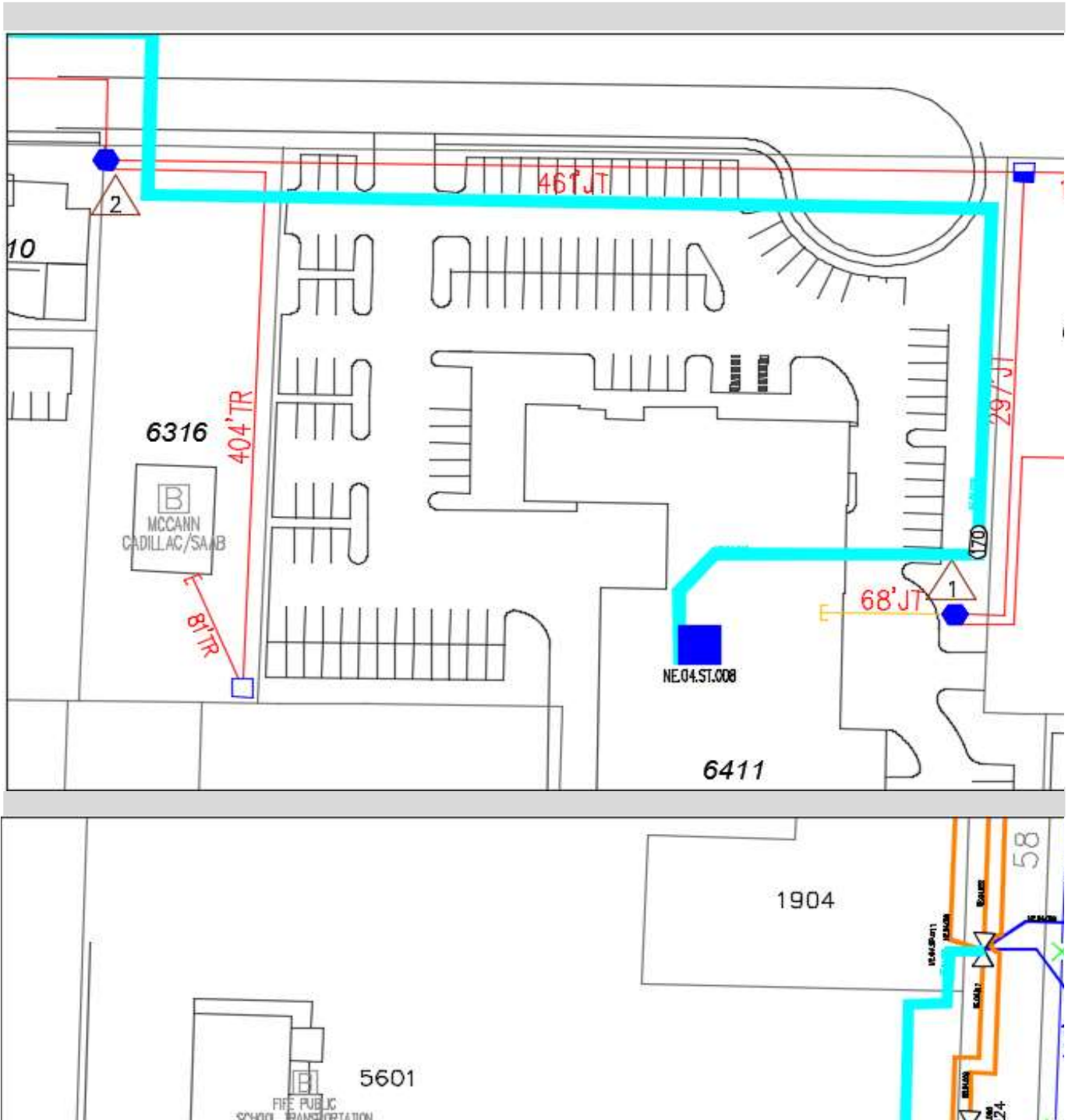
Sheath [NE.04.019](#)
 Count 24
 Starting Pole # NT
 Starting Address 5501 20th St E
 Ending Address 6411 20th St E
 Footage 4058
 Notes




Sheath [NE.04.020](#)
 Count 36
 Starting Pole # NT
 Starting Address 4509 20th St E
 Ending Address 5601 20th St E
 Footage 4787
 Notes







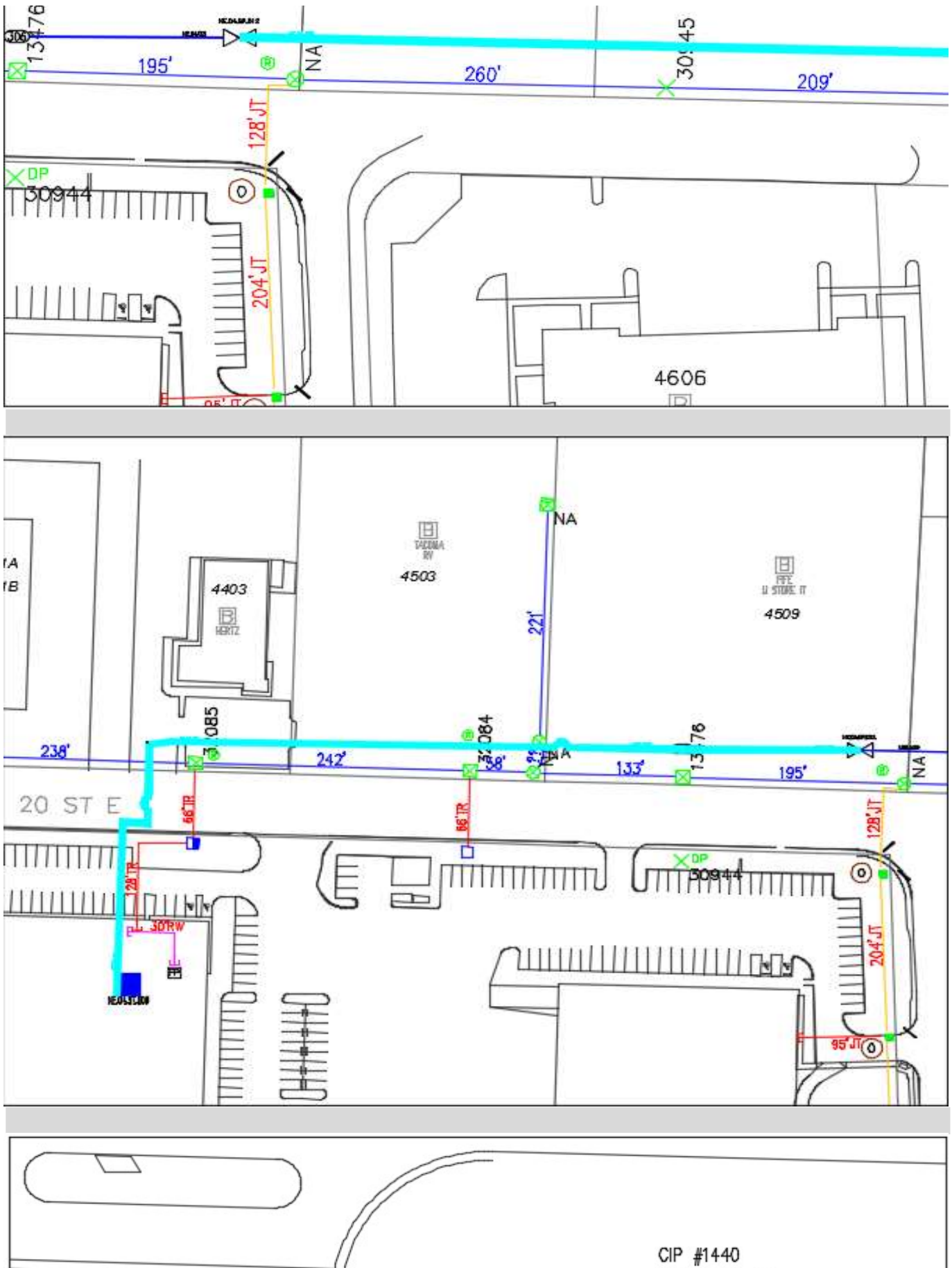




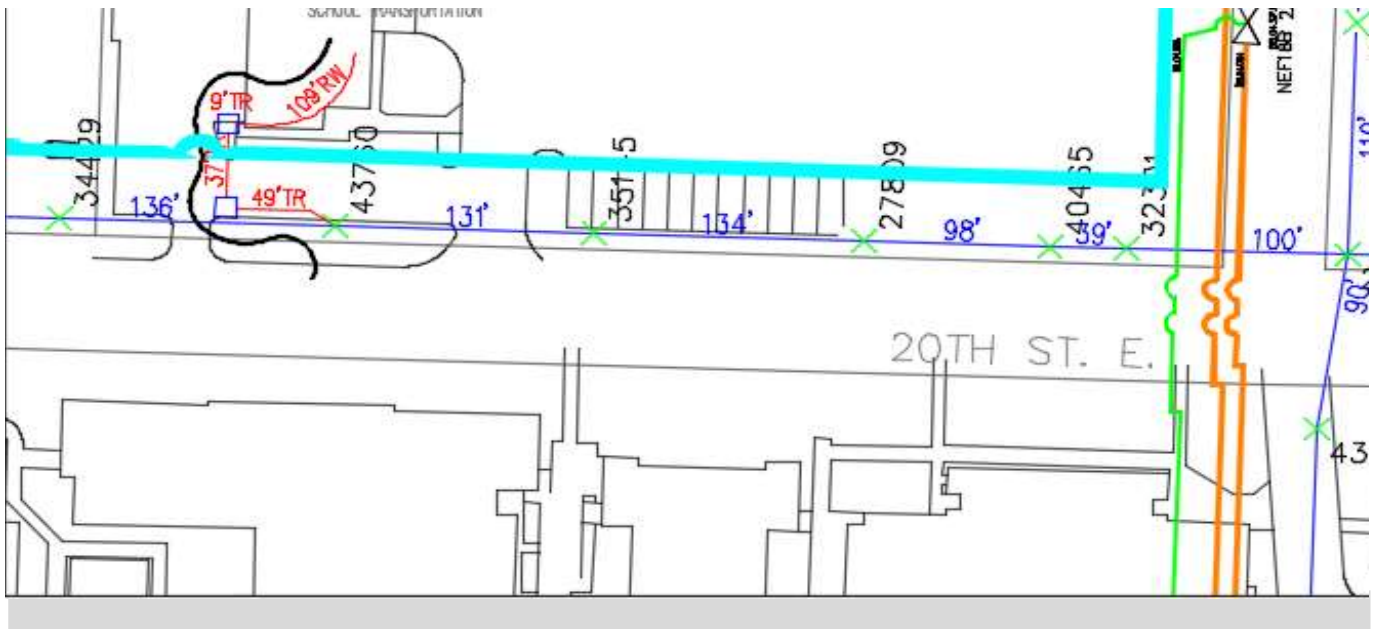
Sheath NE.04.021
Count 12
Starting Pole # NT
Starting Address 4509 20th St E
Ending Address 4402 20th St E
Footage 1270
Notes




Sheath NE.04.024
Count 24
Starting Pole # UG
Starting Address 5700 58th ave E
Ending Address 5580 Pac. Hwy. E



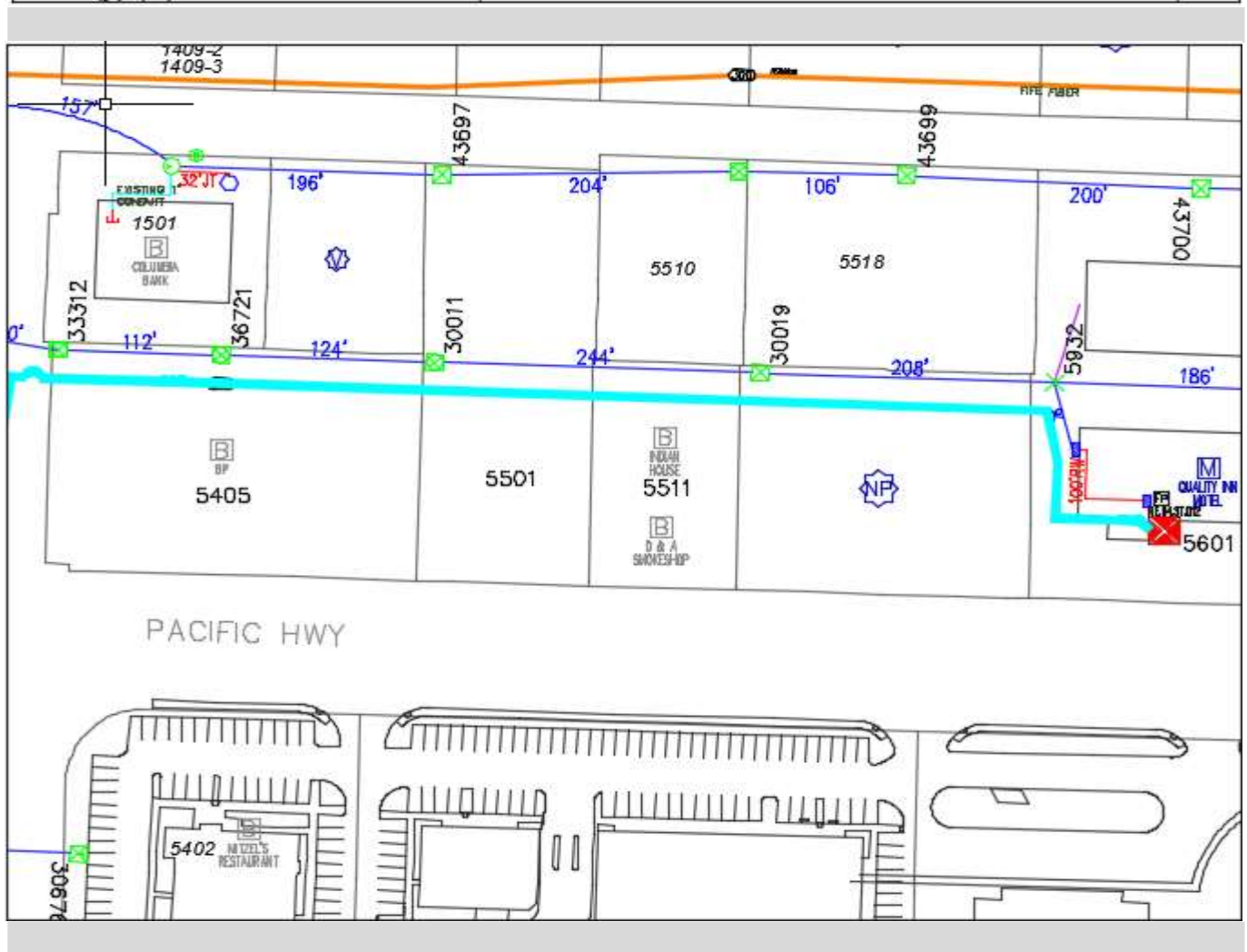
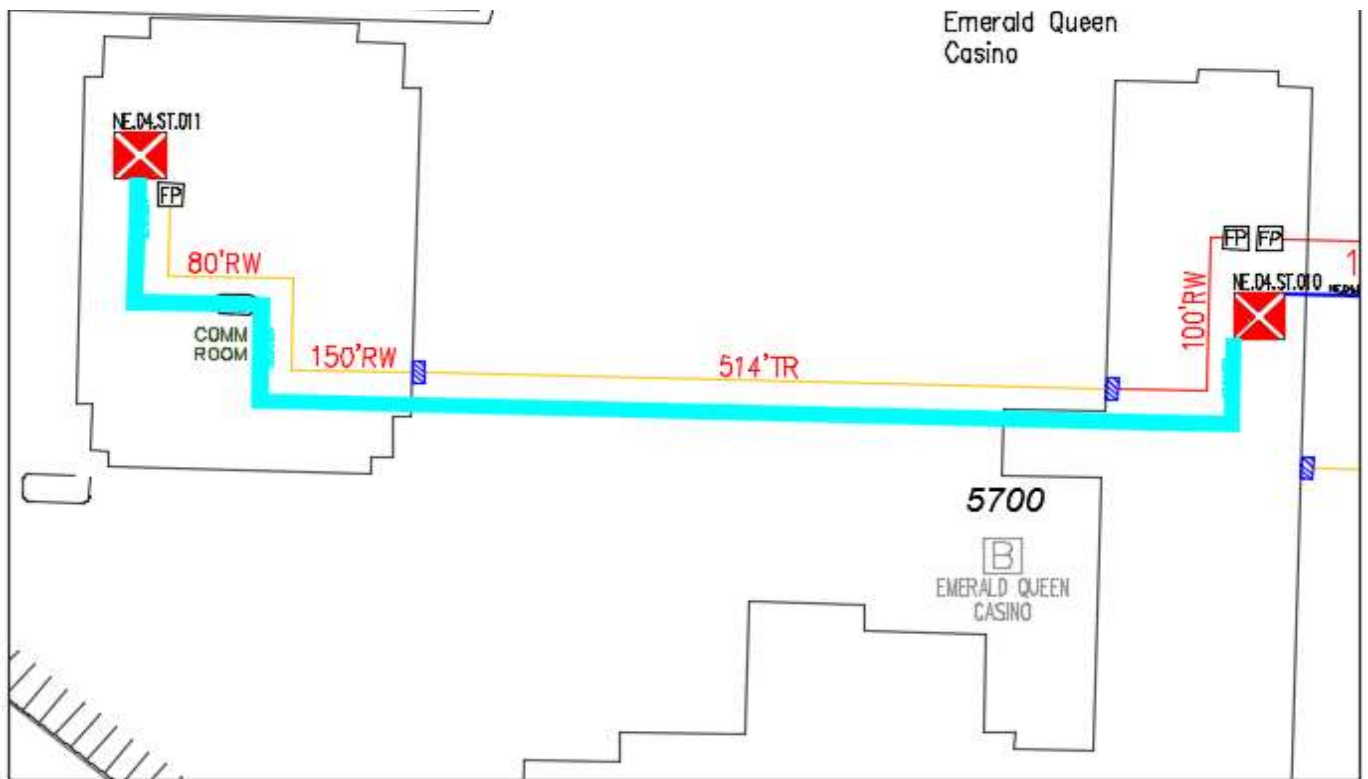







| | |
|---------|-----|
| Footage | 844 |
| Notes | |

| | |
|------------------|------------------|
| Sheath | NE.04.026 |
| Count | 24 |
| Starting Pole # | 33312 |
| Starting Address | 1501 54th Ave E |
| Ending Address | 5601 Pacific Hwy |
| Footage | 863 |
| Notes | |



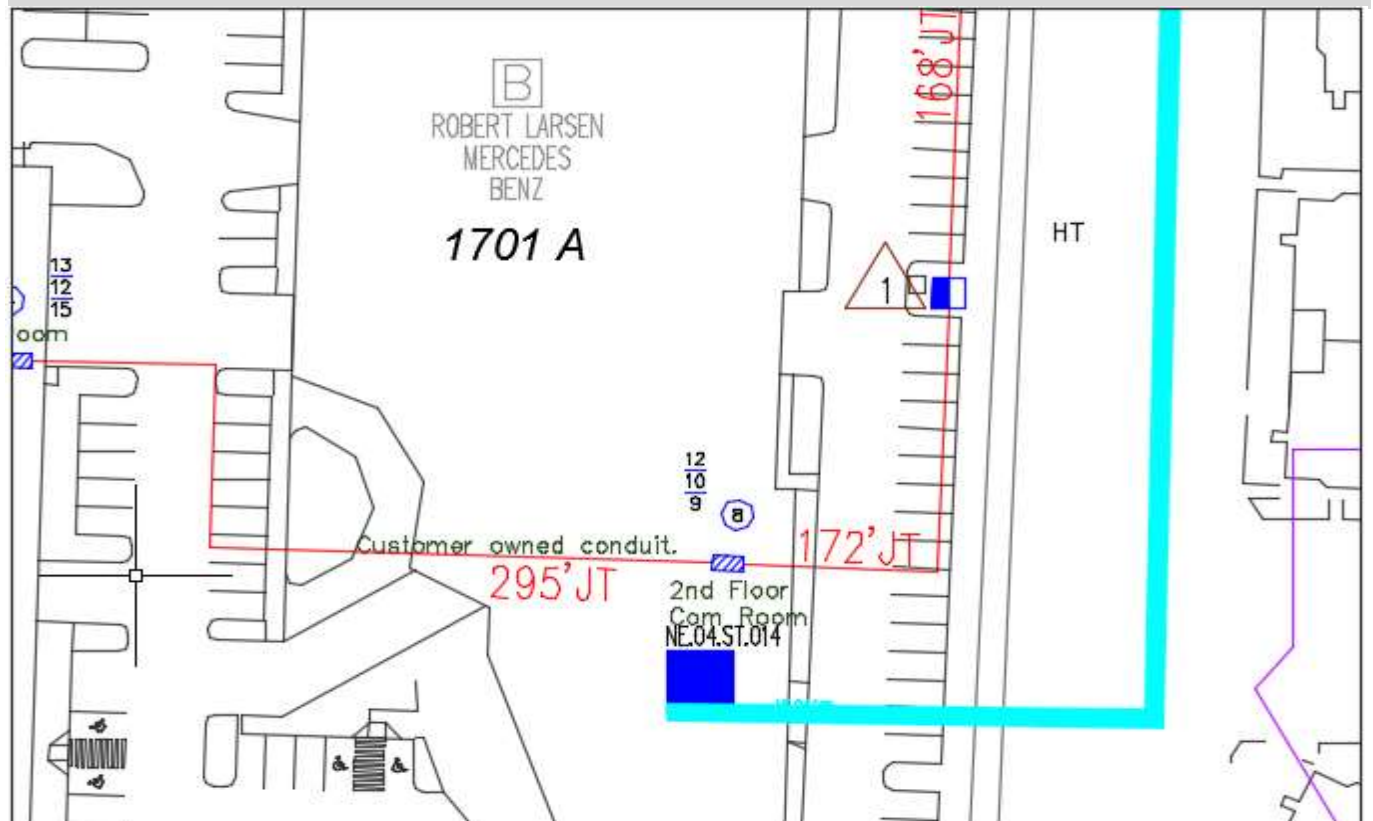
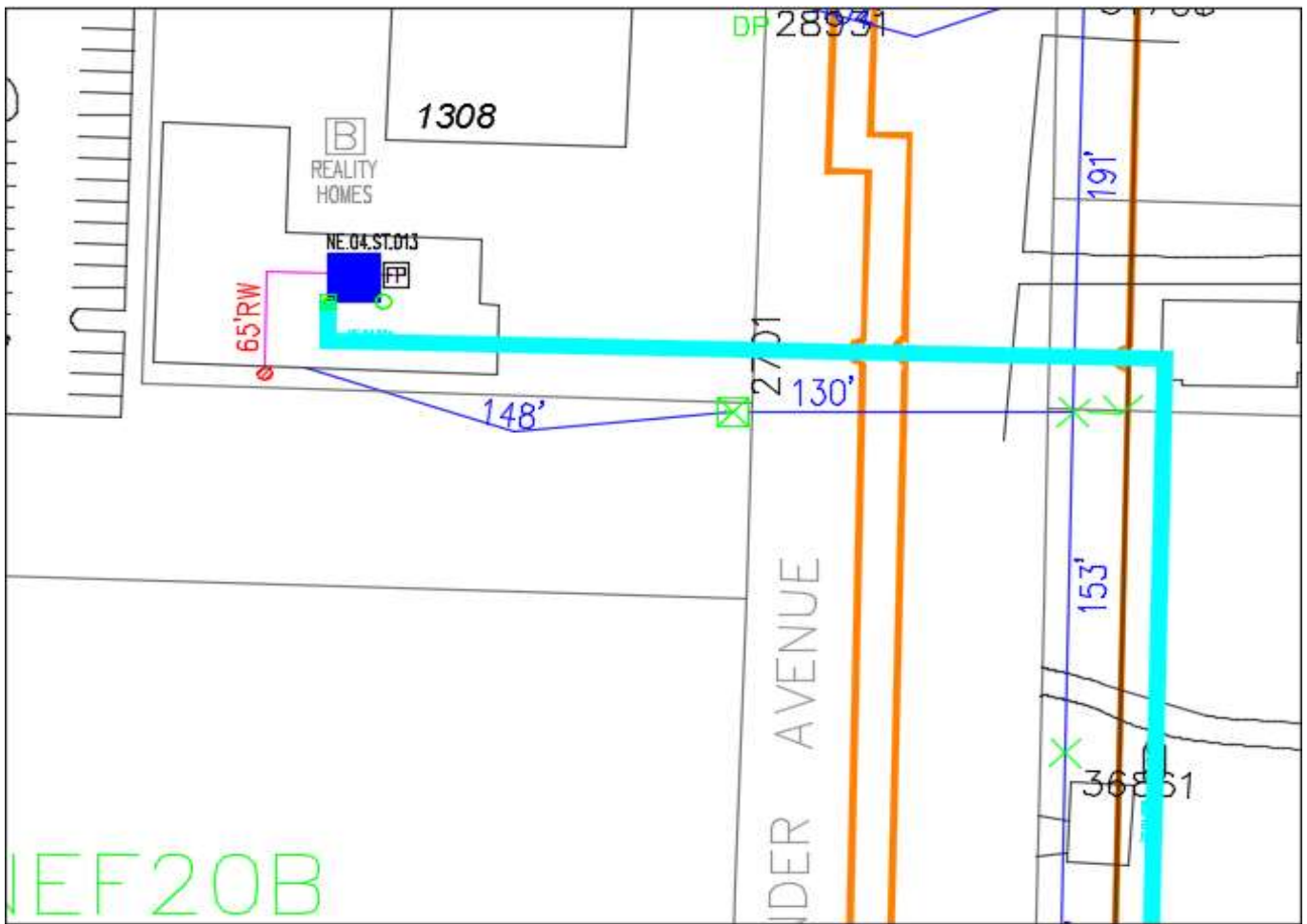






| | |
|------------------|--------------------|
| Sheath | NE.04.028 |
| Count | 12 |
| Starting Pole # | 2701 |
| Starting Address | 1308 Alexander Ave |
| Ending Address | 1308 Alexander Ave |
| Footage | 148 |
| Notes | |

| | |
|------------------|----------------------|
| Sheath | NE.04.029 |
| Count | 12 |
| Starting Pole # | UG |
| Starting Address | 1701 A Alexander Ave |
| Ending Address | 1701 A Alexander Ave |
| Footage | 522 |
| Notes | |







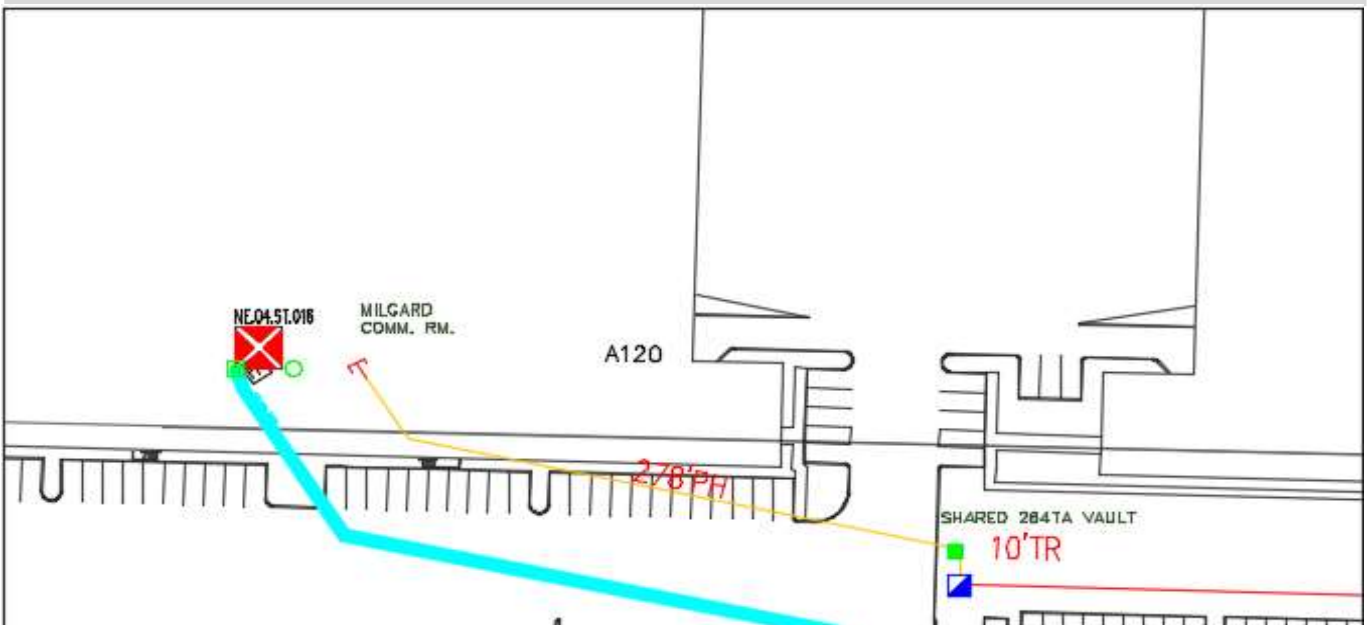
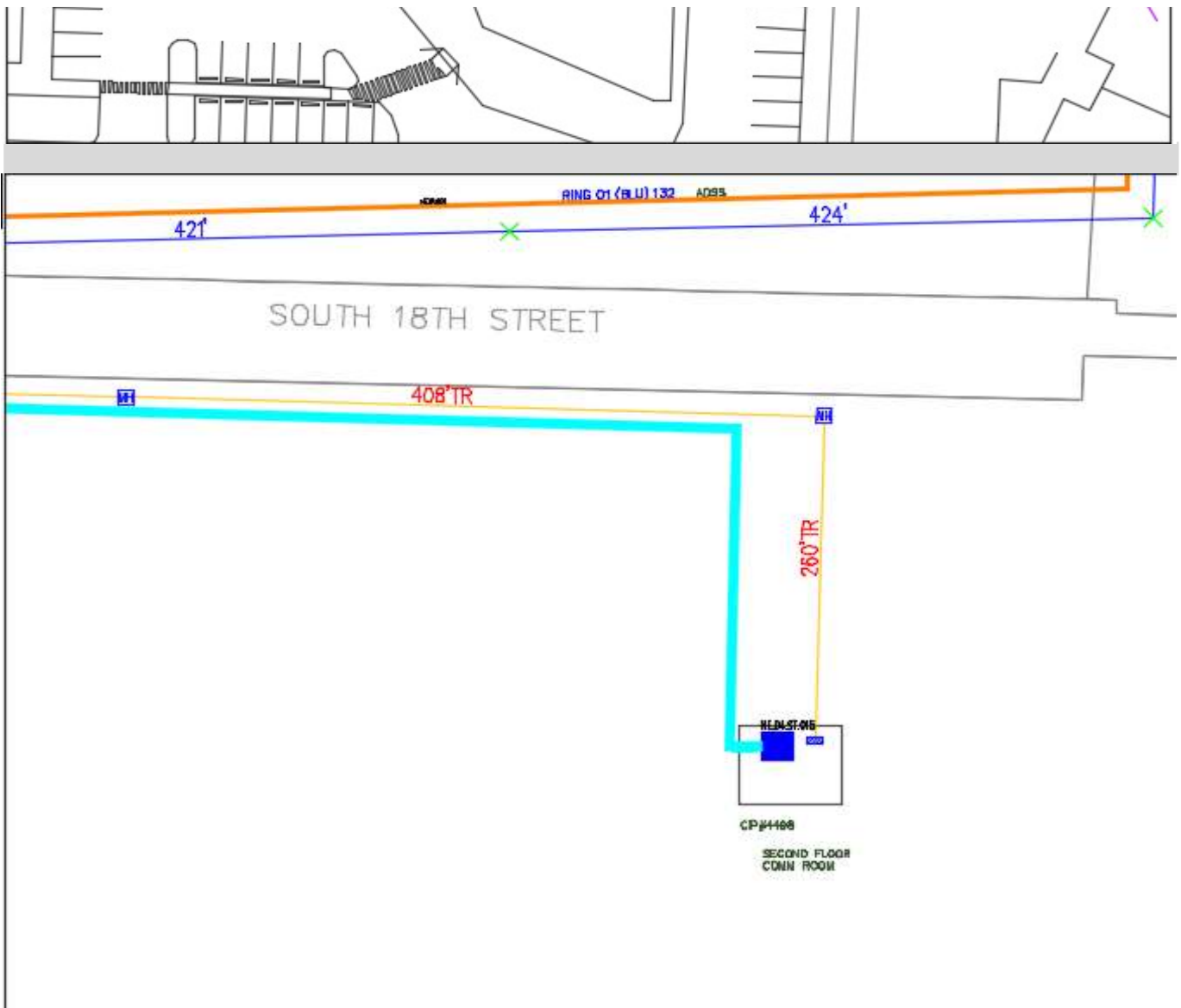




| | |
|------------------|----------------------------|
| Sheath | NE.04.031 |
| Count | 12 |
| Starting Pole # | UG |
| Starting Address | 4015 SR-509 N. Frontage Rd |
| Ending Address | 4015 SR-509 N. Frontage Rd |
| Footage | 408 |
| Notes | |



| | |
|------------------|-----------------|
| Sheath | NE.04.033 |
| Count | 12 |
| Starting Pole # | |
| Starting Address | 2400 70th Ave E |
| Ending Address | 2380 70th Ave E |
| Footage | 288 |
| Notes | |

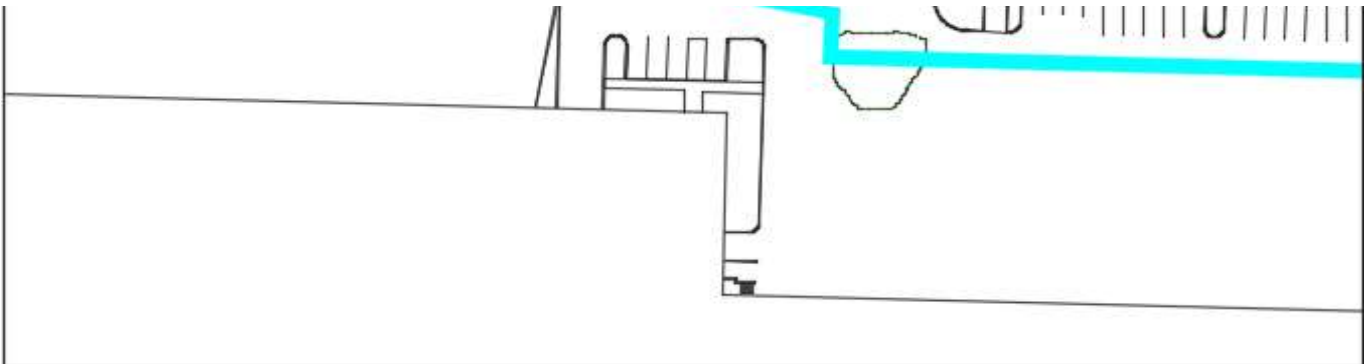




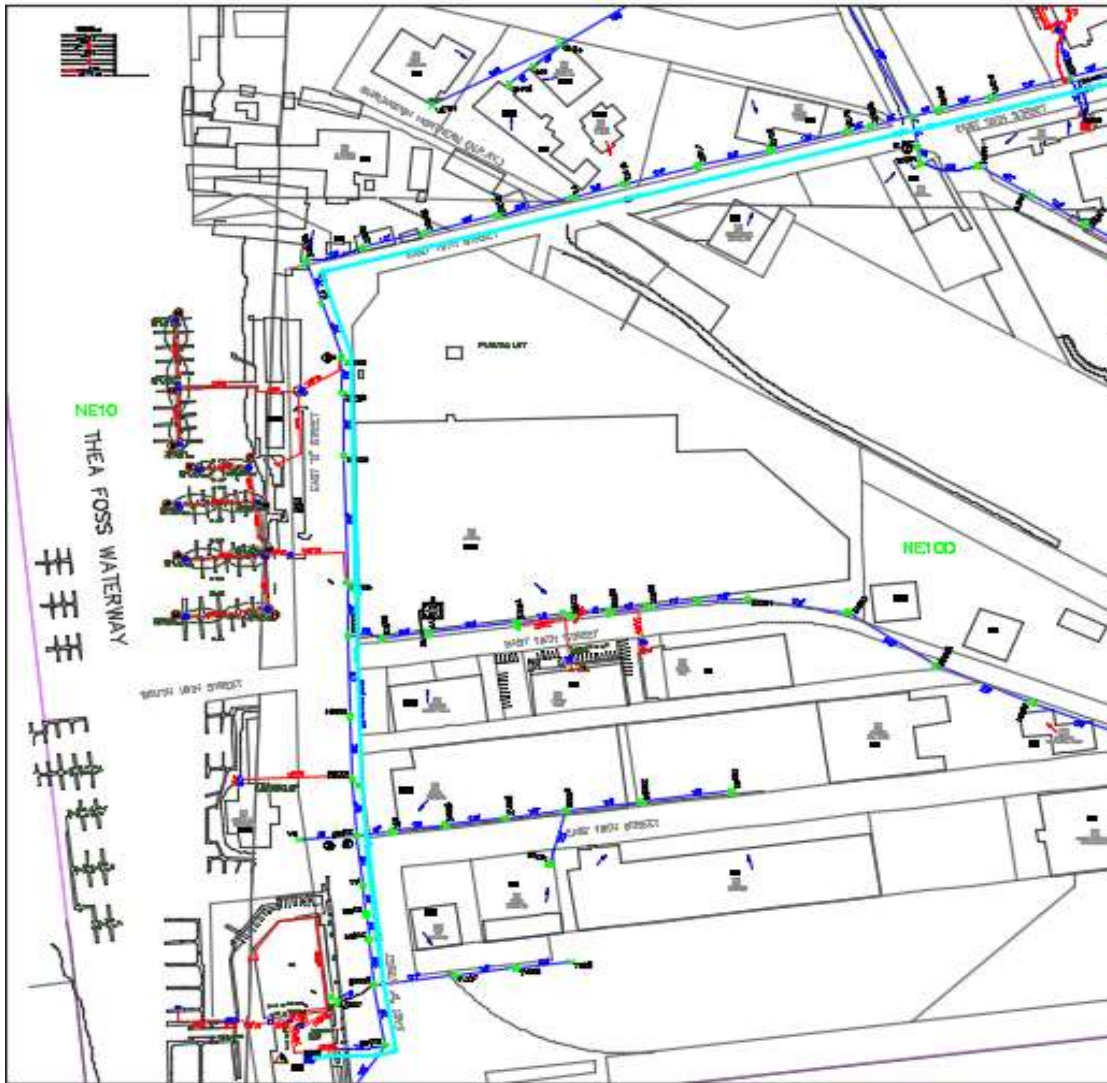


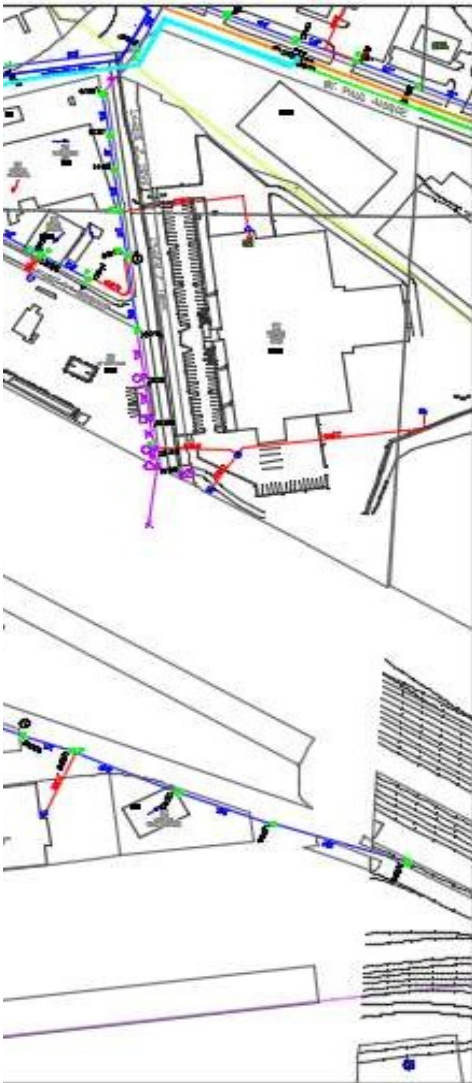


51

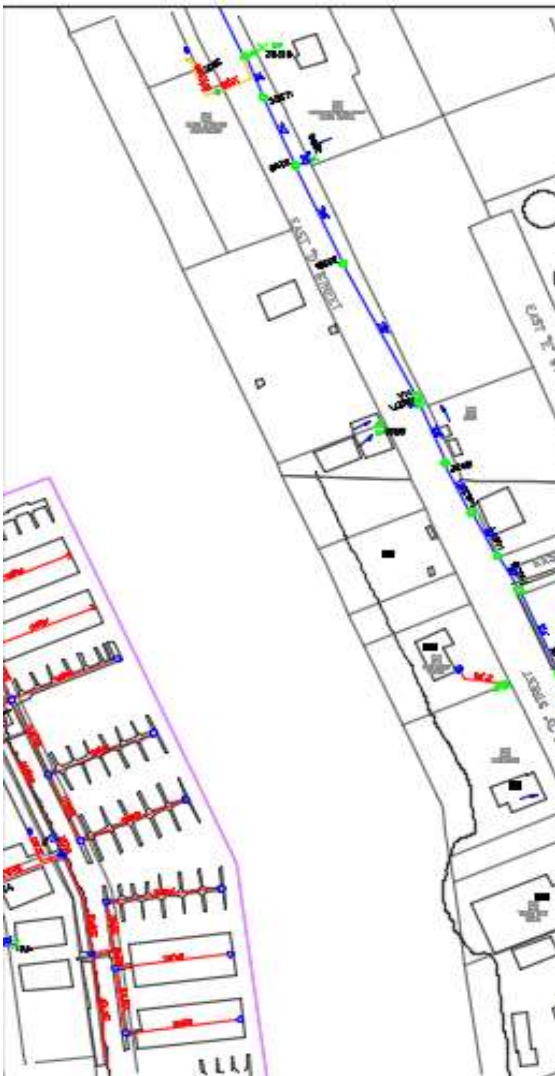


NE.03.023





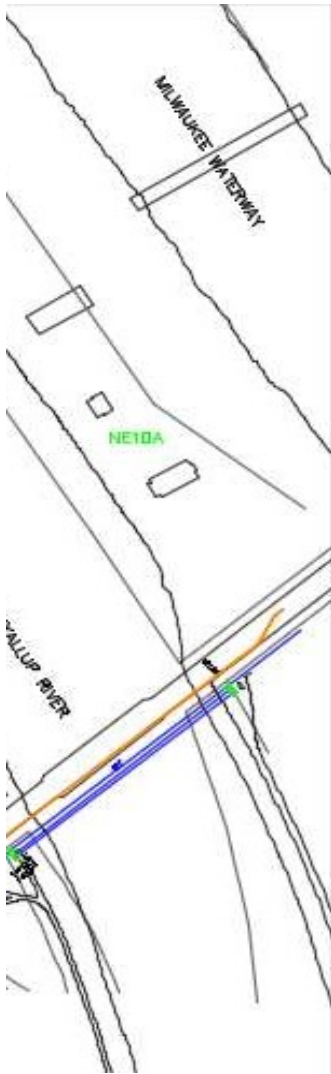
NE.03.030



NE.03.045








NE.03.047

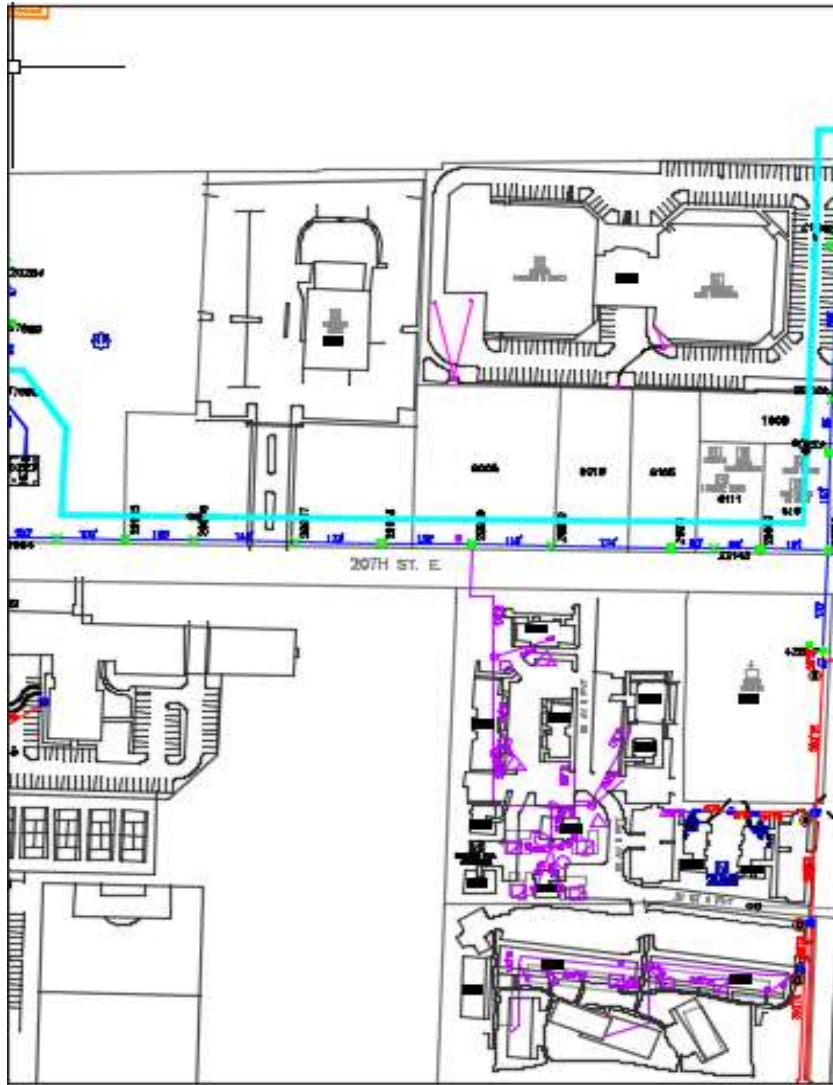
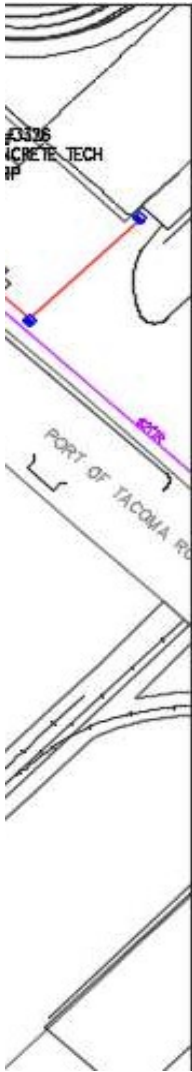


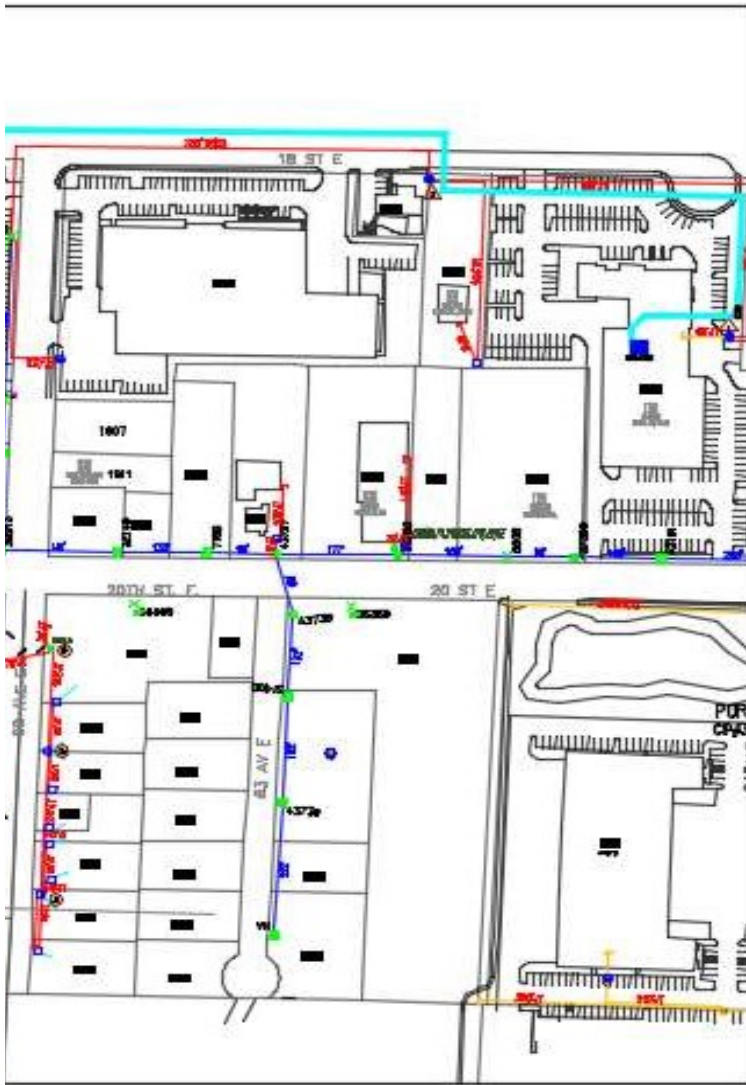
NE.03.049



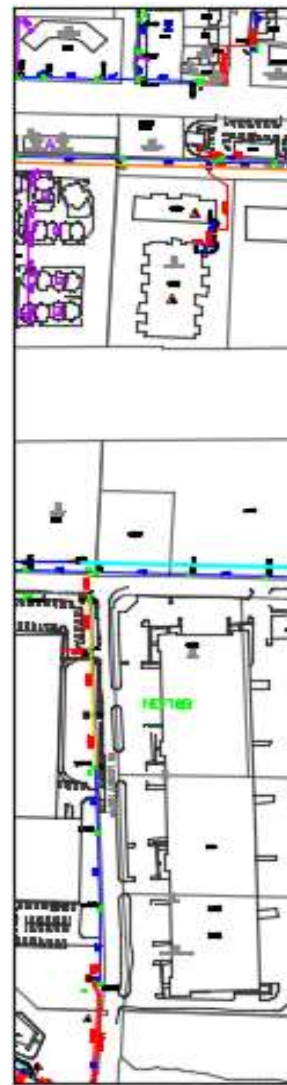


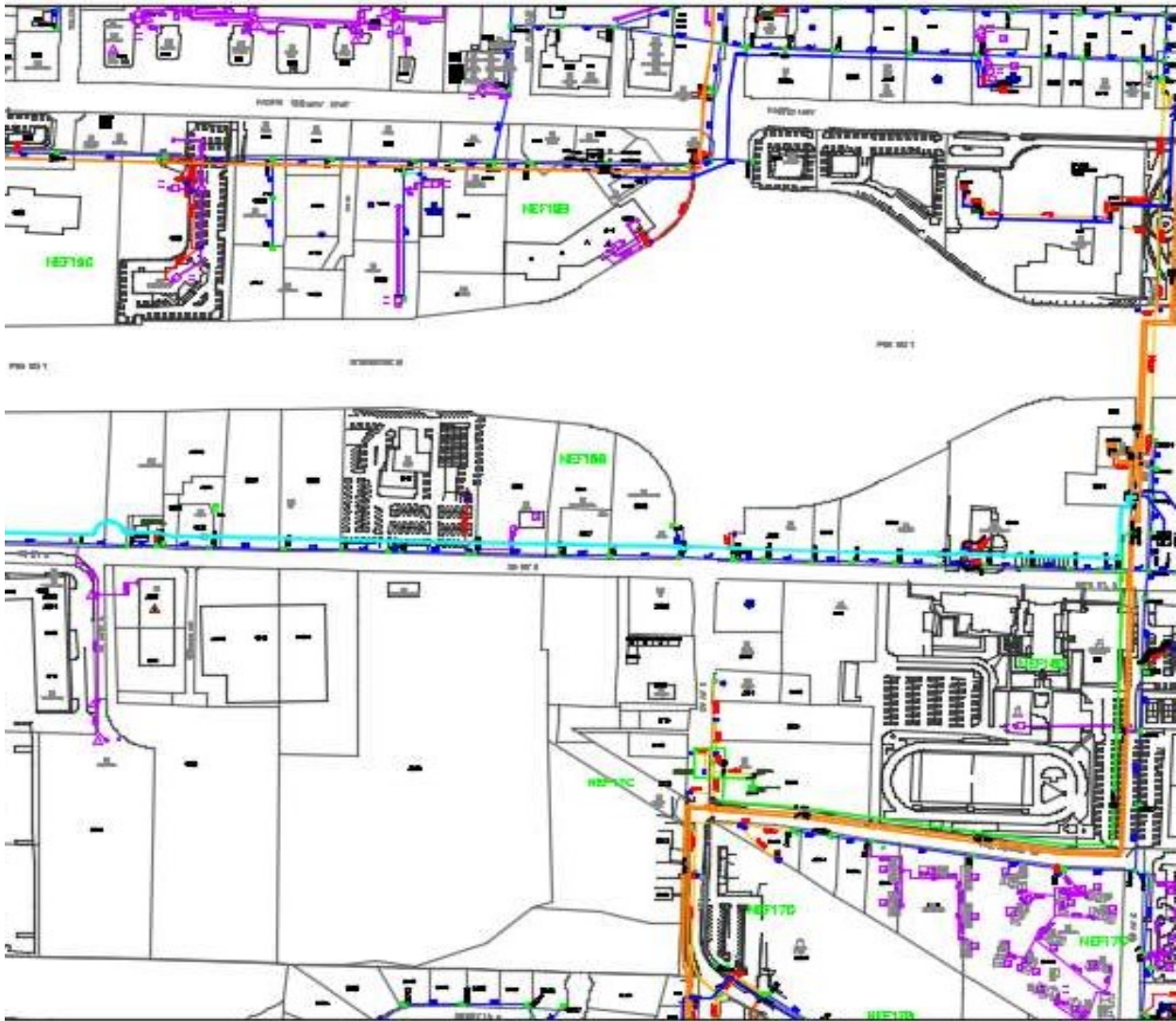
NE.04.019





NE.04.020

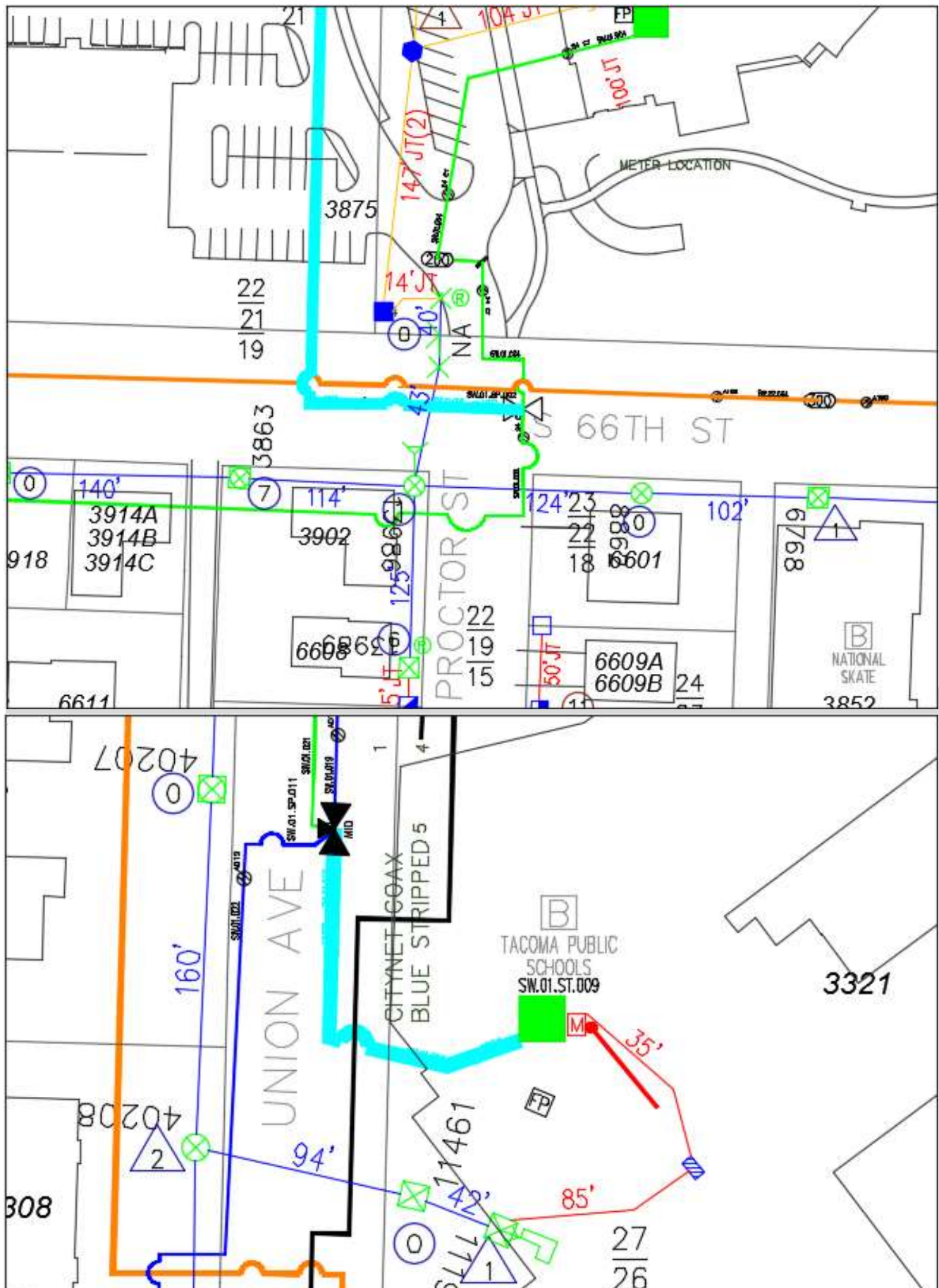




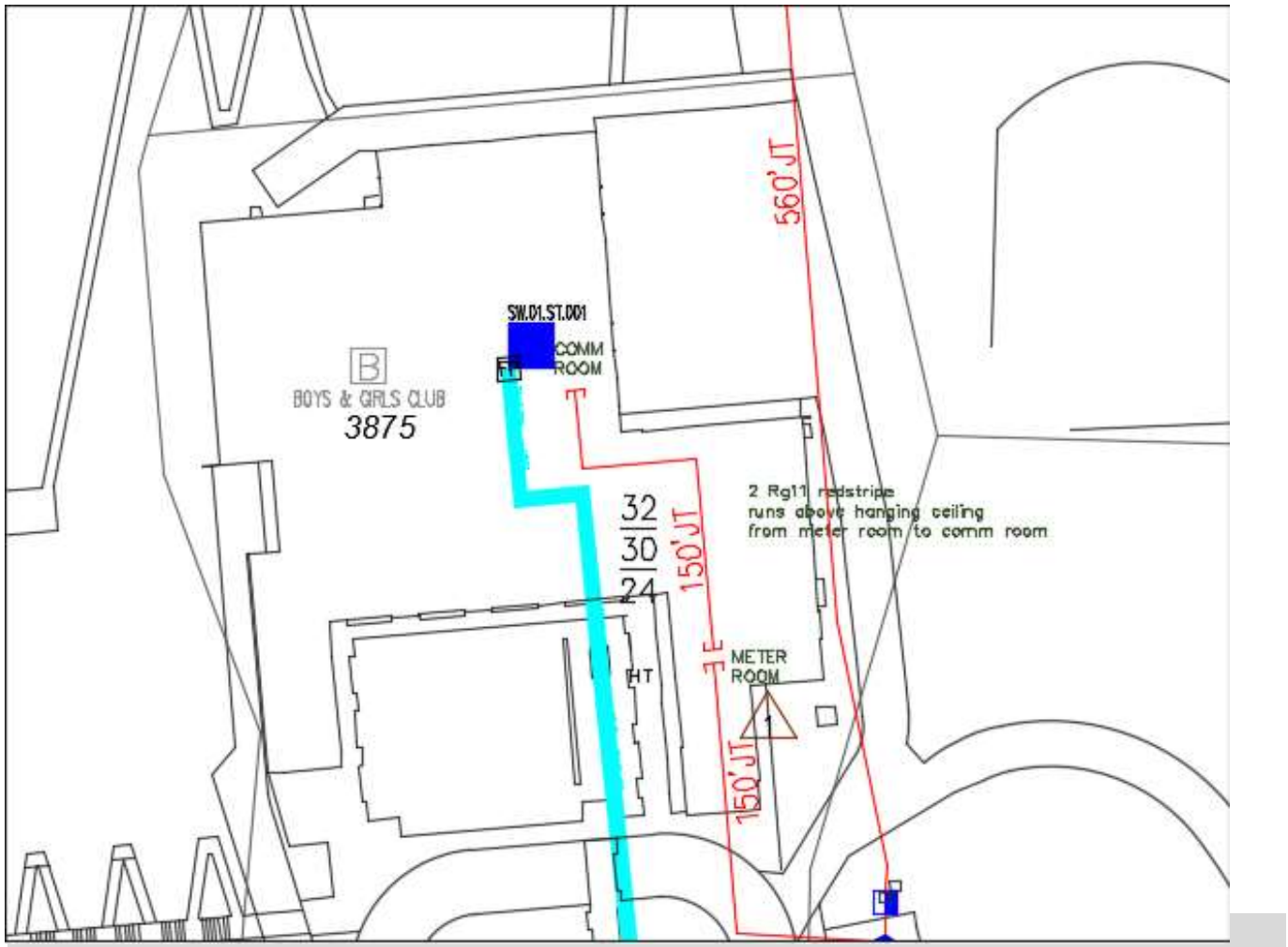



Sheath [SW.01.003](#)
 Count 12
 Starting Pole # NA
 Starting Address 3871 S 66th St
 Ending Address 3871 S 66th St
 Footage 841
 Notes

Sheath SW.01.020
 Count 12
 Starting Pole # 11461
 Starting Address 3321 S Union Ave
 Ending Address
 Footage 162
 Notes









Sheath SW.01.023
 Count 6
 Starting Pole # N/A
 Starting Address 2602 S Center St
 Ending Address
 Footage 251
 Notes



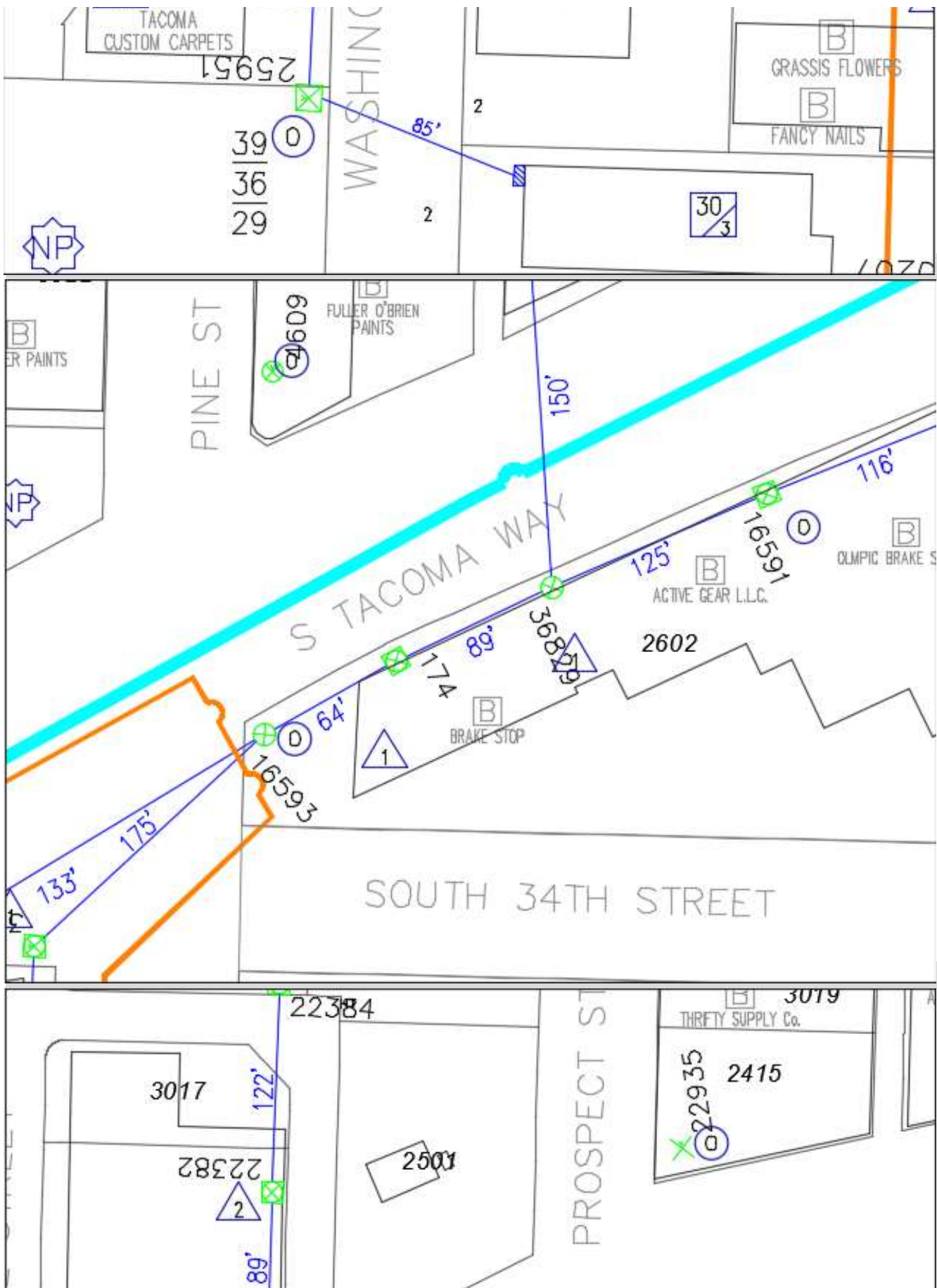
Sheath SW.01.024
 Count 12
 Starting Pole # 25950
 Starting Address 3612 S Center St
 Ending Address
 Footage 65
 Notes






Sheath [SW.01.025](#)
Count 36
Starting Pole # 174
Starting Address 2622 S Tacoma Way
Ending Address 2502 S Tacoma Way
Footage 952
Notes

Sheath [SW.01.026](#)
Count 24
Starting Pole # 20757
Starting Address 2502 S Tacoma Way
Ending Address 2601 S Hood St
Footage 1422
Notes



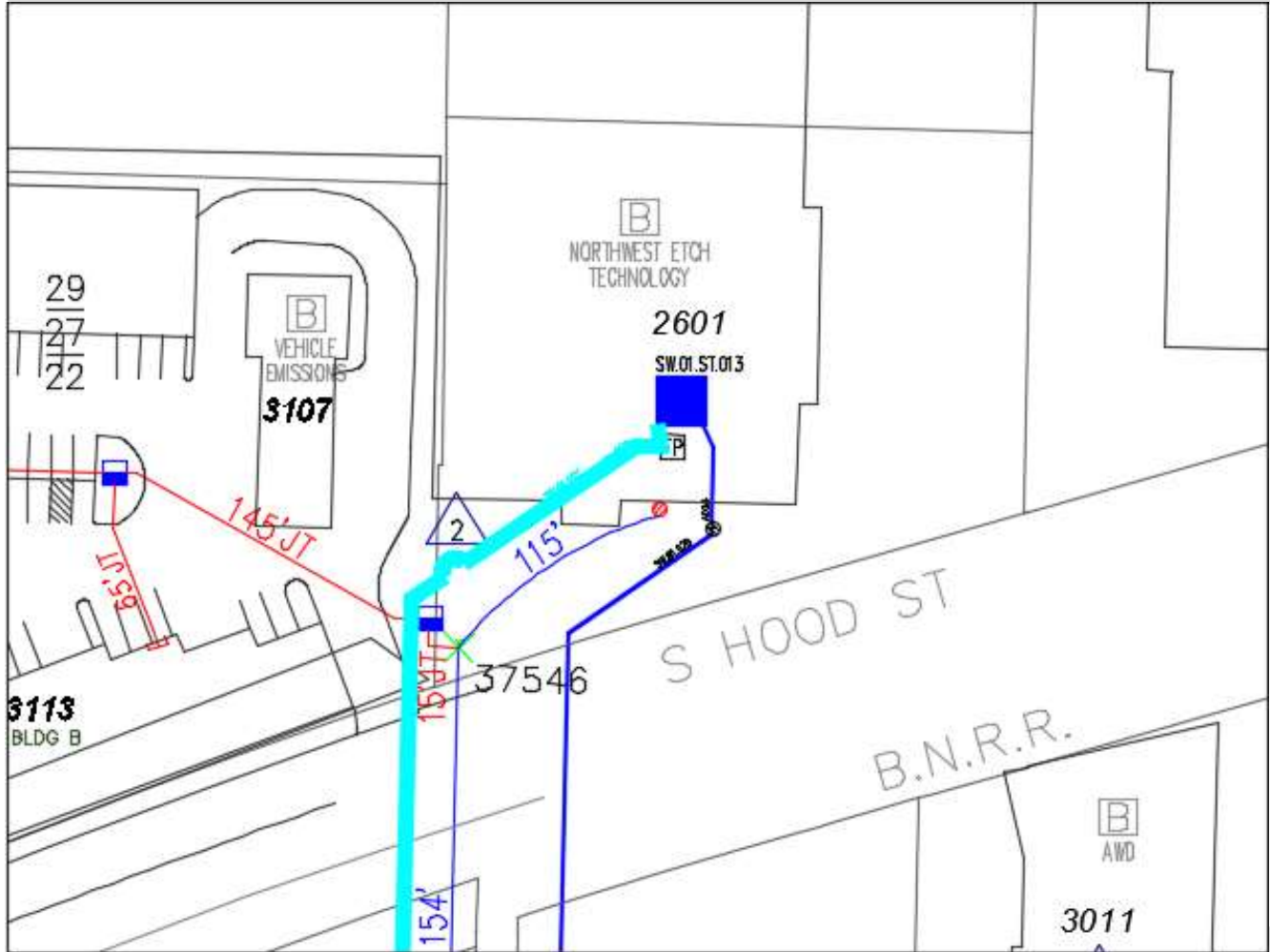




| | |
|------------------|---------------------------|
| Sheath | SW.01.027 |
| Count | 6 |
| Starting Pole # | UG |
| Starting Address | 2601 S Hood St |
| Ending Address | 2622 S Tacoma Way |
| Footage | 1554 |
| Notes | |



| | |
|------------------|----------------|
| Sheath | SW.01.044 |
| Count | 12 |
| Starting Pole # | UG |
| Starting Address | 4916 Center St |
| Ending Address | 4916 Center St |
| Footage | 450 |







Notes



| | |
|------------------|------------------|
| Sheath | SW.01.049 |
| Count | 12 |
| Starting Pole # | 16644 |
| Starting Address | 4330 S Union Ave |
| Ending Address | |
| Footage | 129 |
| Notes | |



| | |
|--------|---------------------------|
| Sheath | SW.01.050 |
|--------|---------------------------|





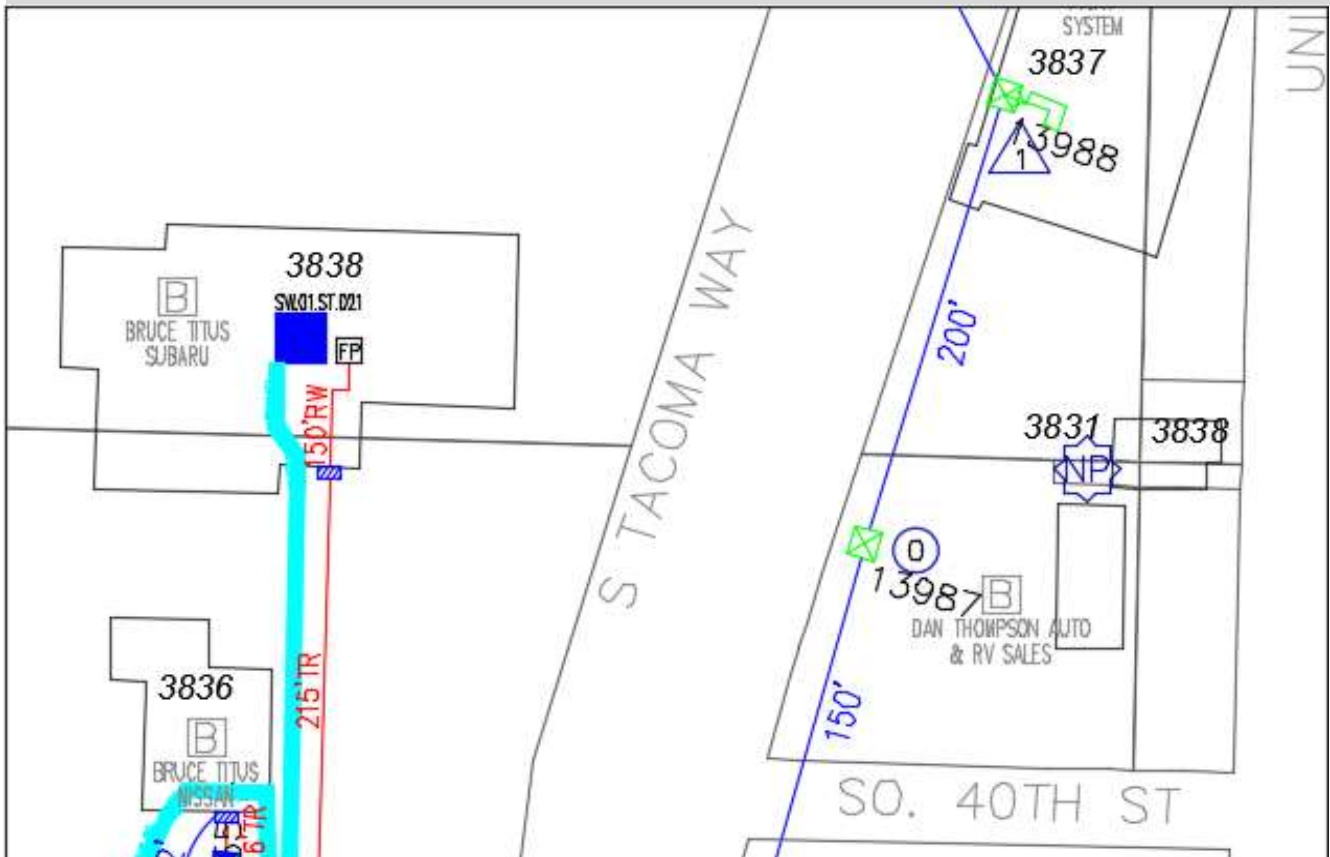
| | | | | | |
|------|--|------|----|--|--|
| 10 / | | 4401 | 17 | | |
|------|--|------|----|--|--|


Count 12
 Starting Pole # 16643
 Starting Address 4326 S Union Ave
 Ending Address 4101 S Tacoma Way
 Footage 1173
 Notes

Sheath [SW.01.051](#)
 Count 12
 Starting Pole # 16643
 Starting Address 4326 S Union Ave
 Ending Address 3838 S Tacoma Way
 Footage 2274
 Notes





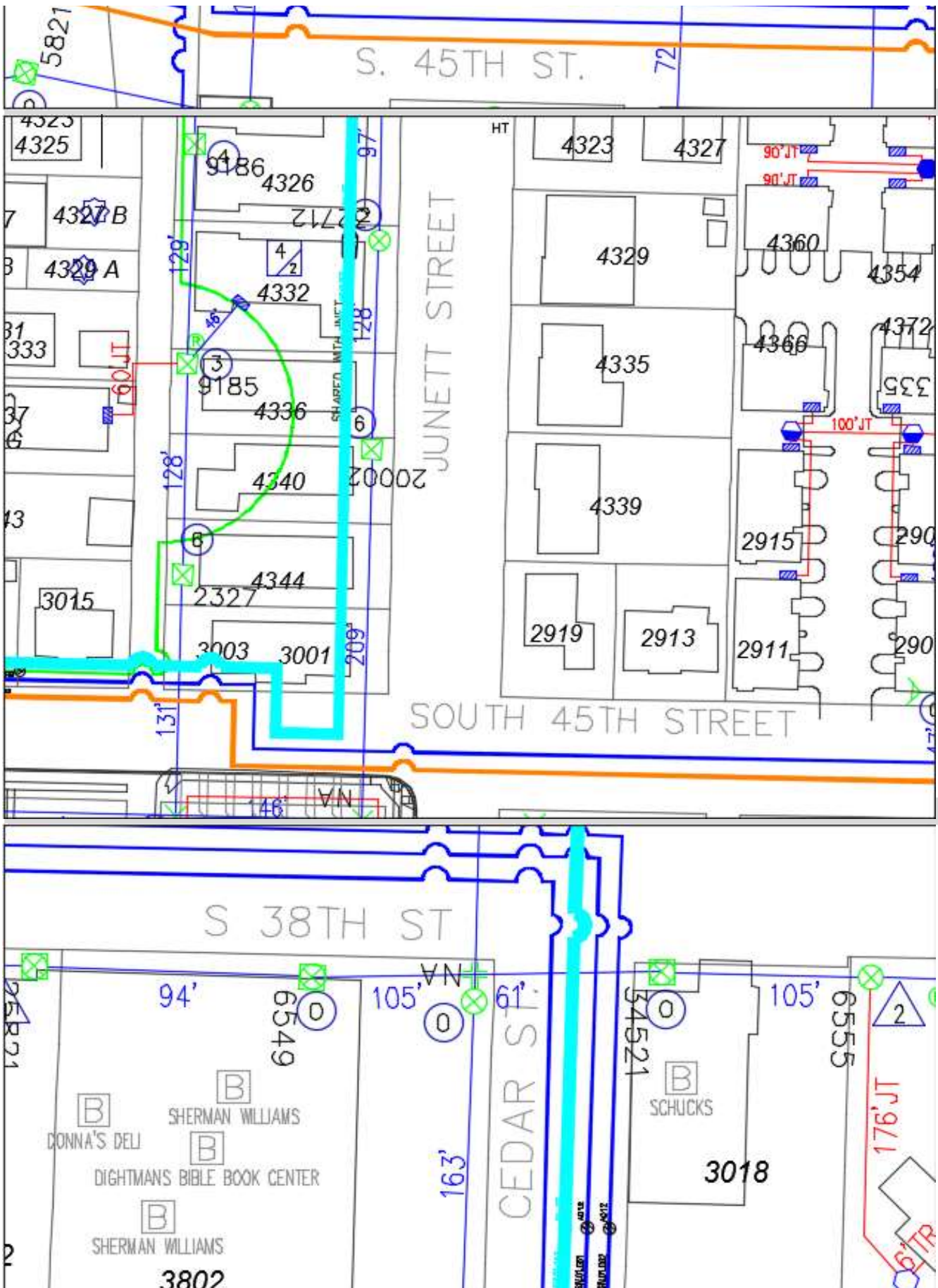




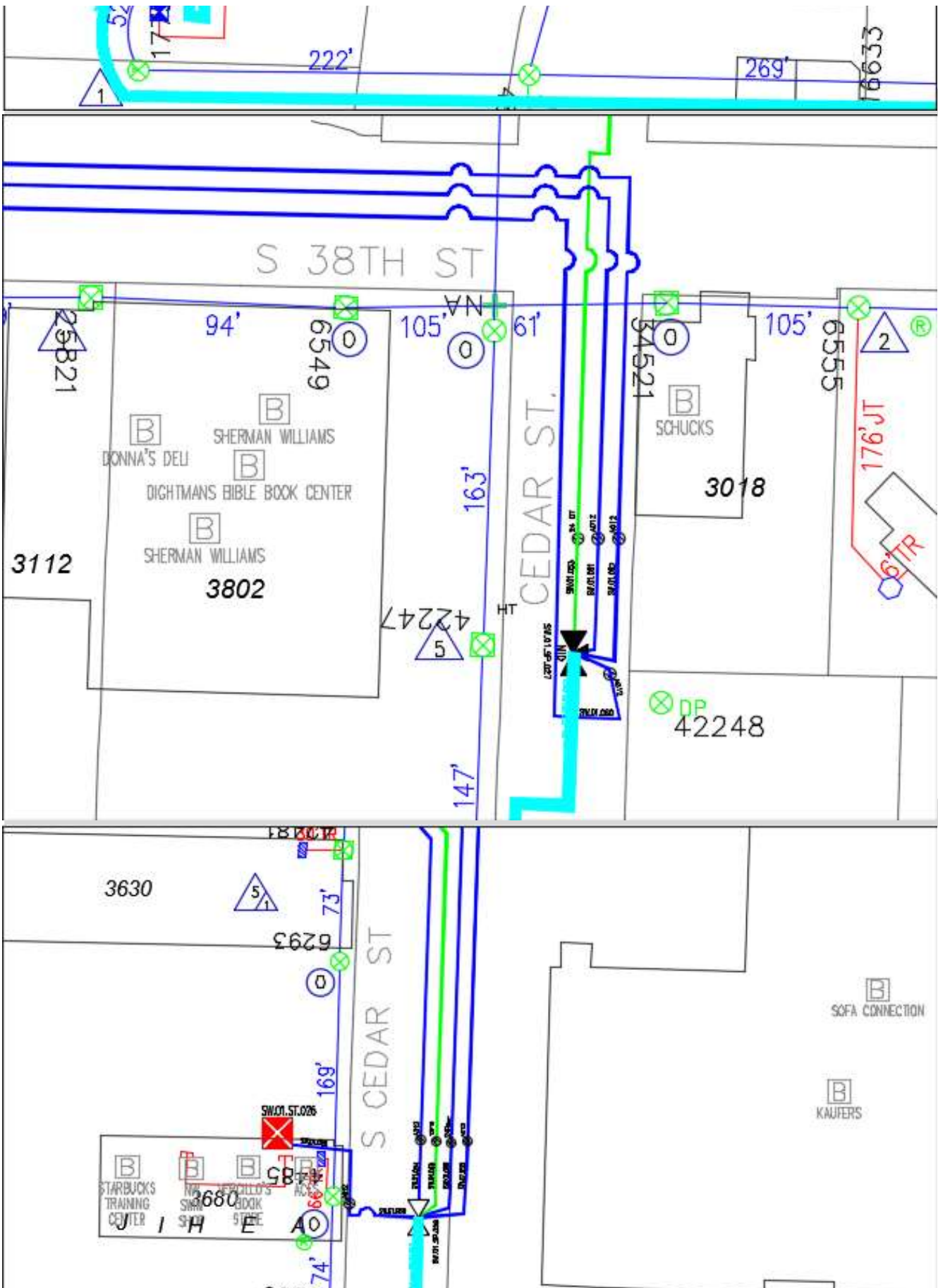
Sheath [SW.01.052](#)
 Count 24
 Starting Pole # 20002
 Starting Address 4340 S Junett
 Ending Address
 Footage 3234
 Notes



Sheath [SW.01.053](#)
 Count 24
 Starting Pole # 42247
 Starting Address 3802 S Cedar St
 Ending Address 3680 S Cedar St
 Footage 1278
 Notes





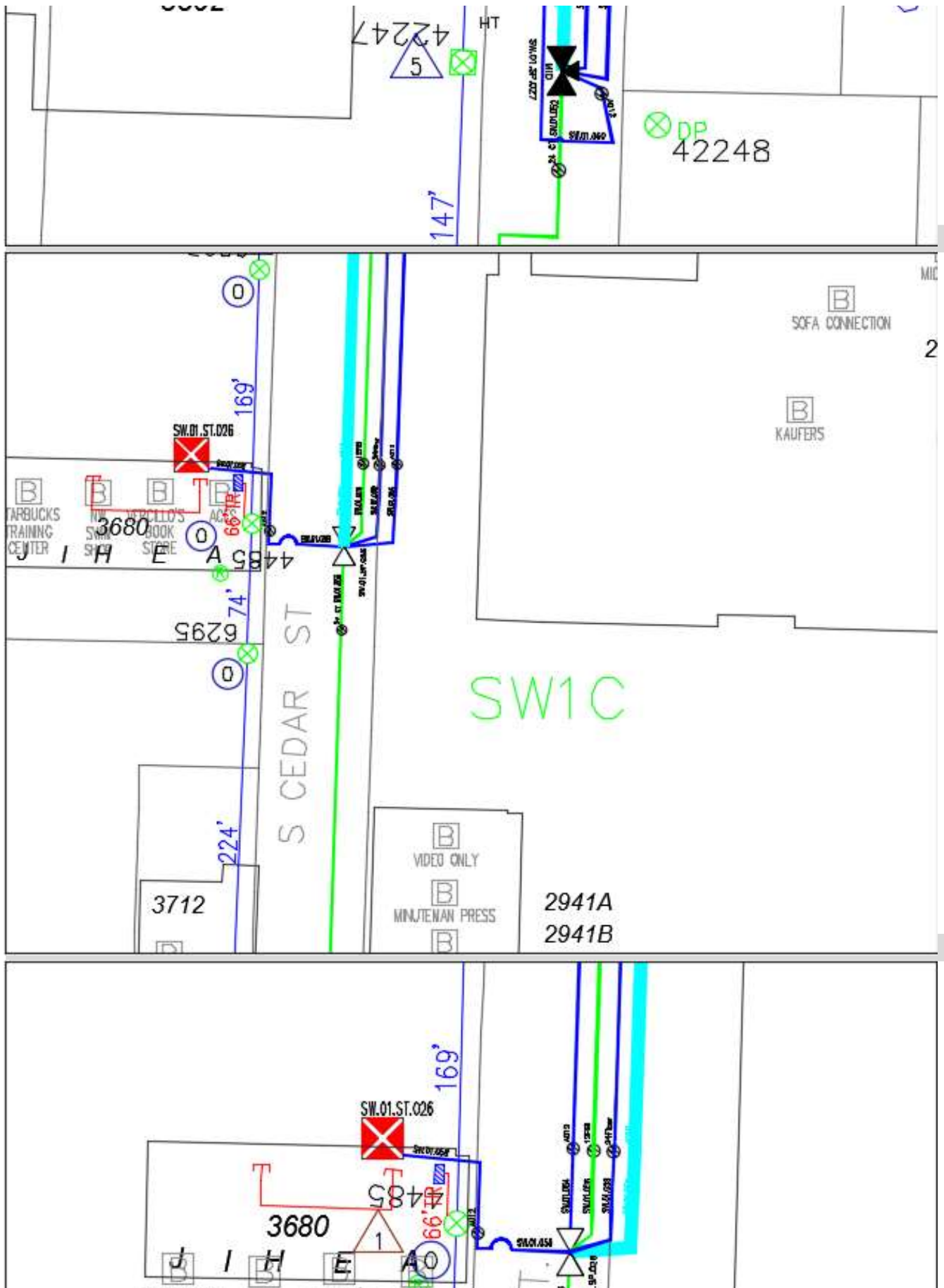




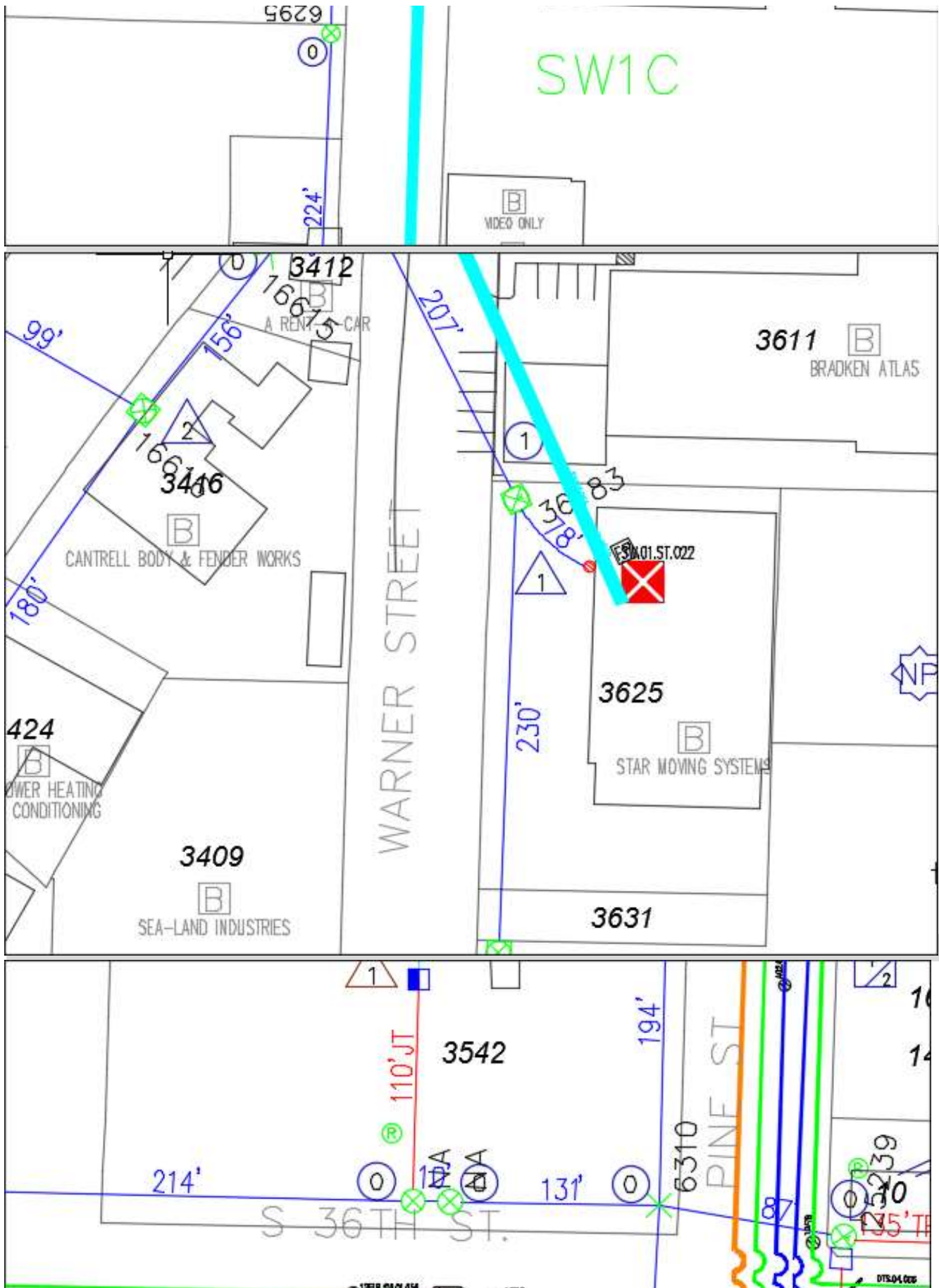
Sheath SW.01.054
Count 12
Starting Pole # 4485
Starting Address 3680 S Cedar St
Ending Address 3625 Warner St S
Footage 2564
Notes



Sheath SW.01.055
Count 12
Starting Pole # 4485
Starting Address 3680 S Cedar St
Ending Address 3542 S Pine St
Footage 1403
Notes

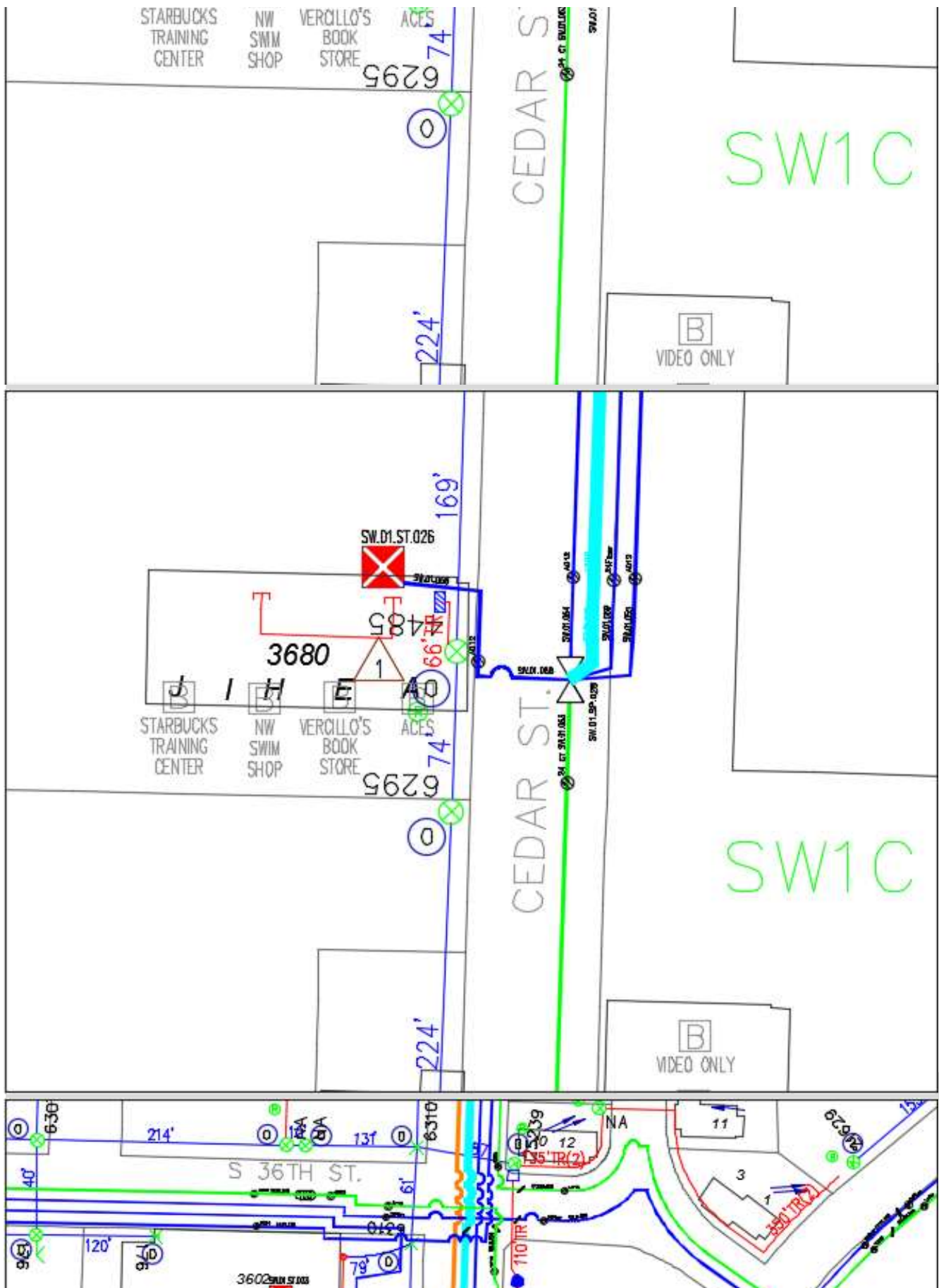





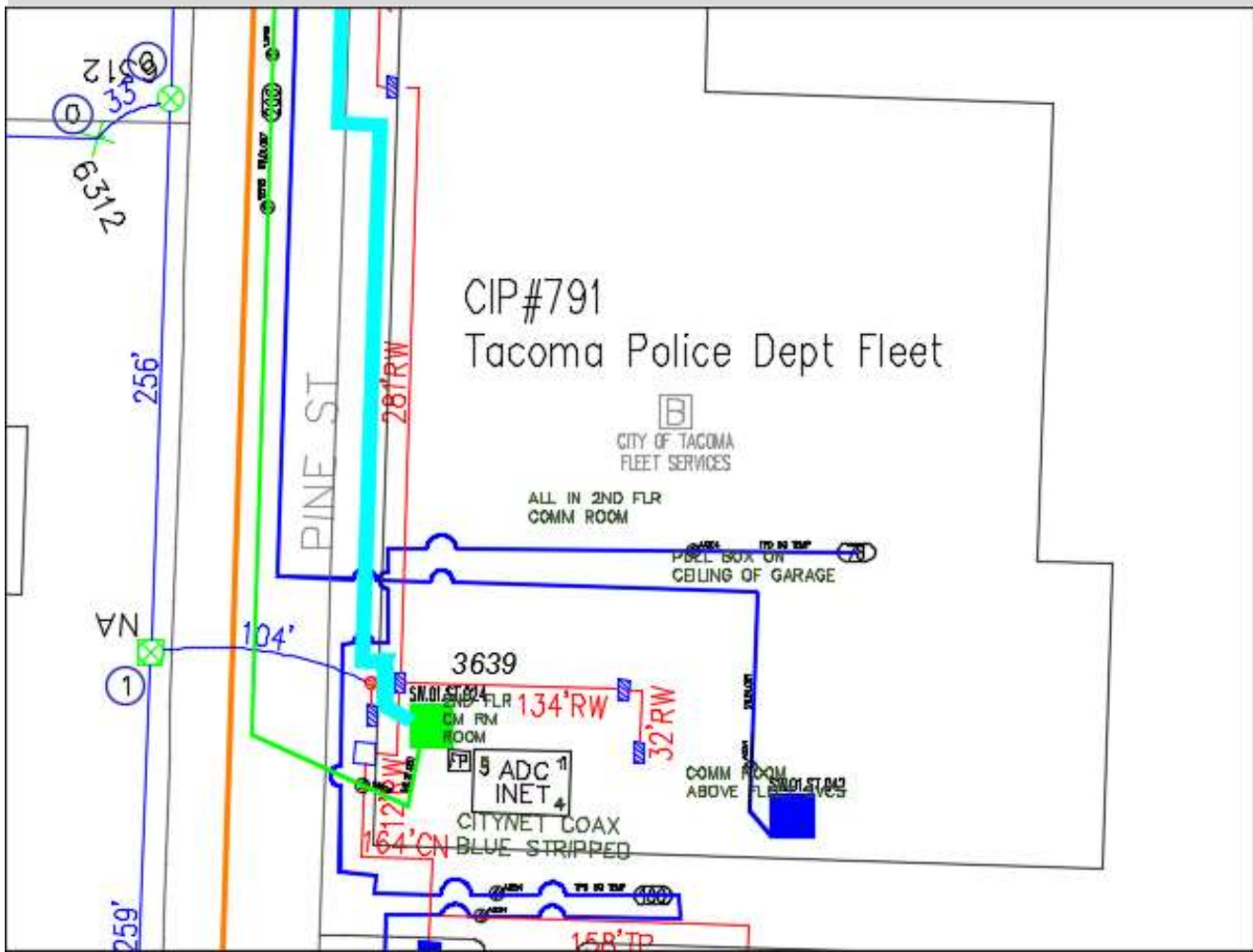
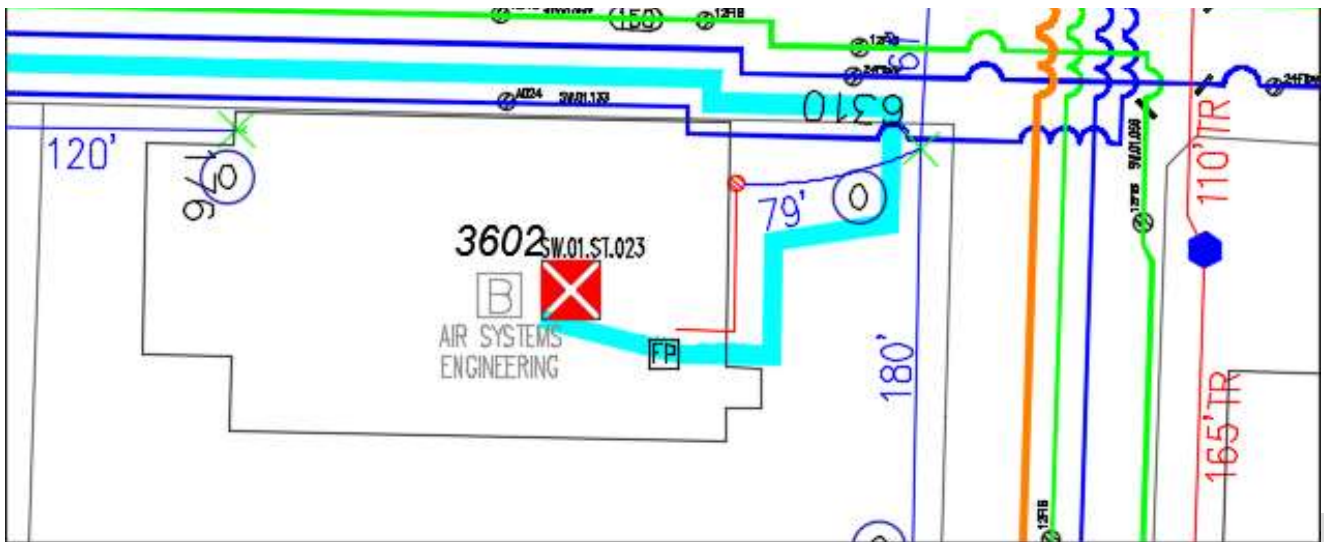


Sheath [SW.01.056](#)
Count 12
Starting Pole # 4485
Starting Address 3680 S Cedar St
Ending Address 3639 S Pine St
Footage 2370
Notes

Sheath SW.01.057
Count 12
Starting Pole # UG
Starting Address 3639 S Pine St
Ending Address 3639 S Pine St
Footage 556
Notes

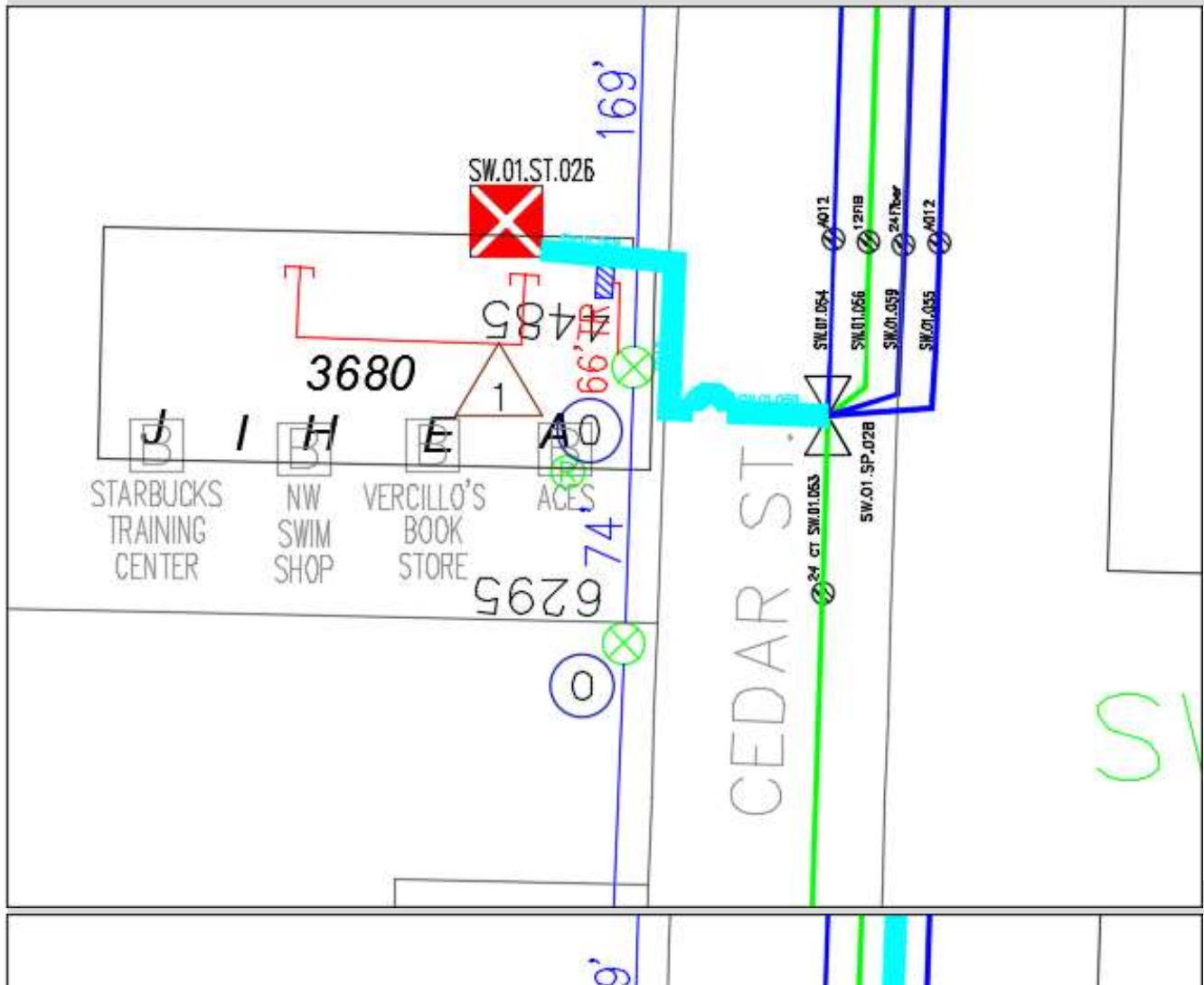
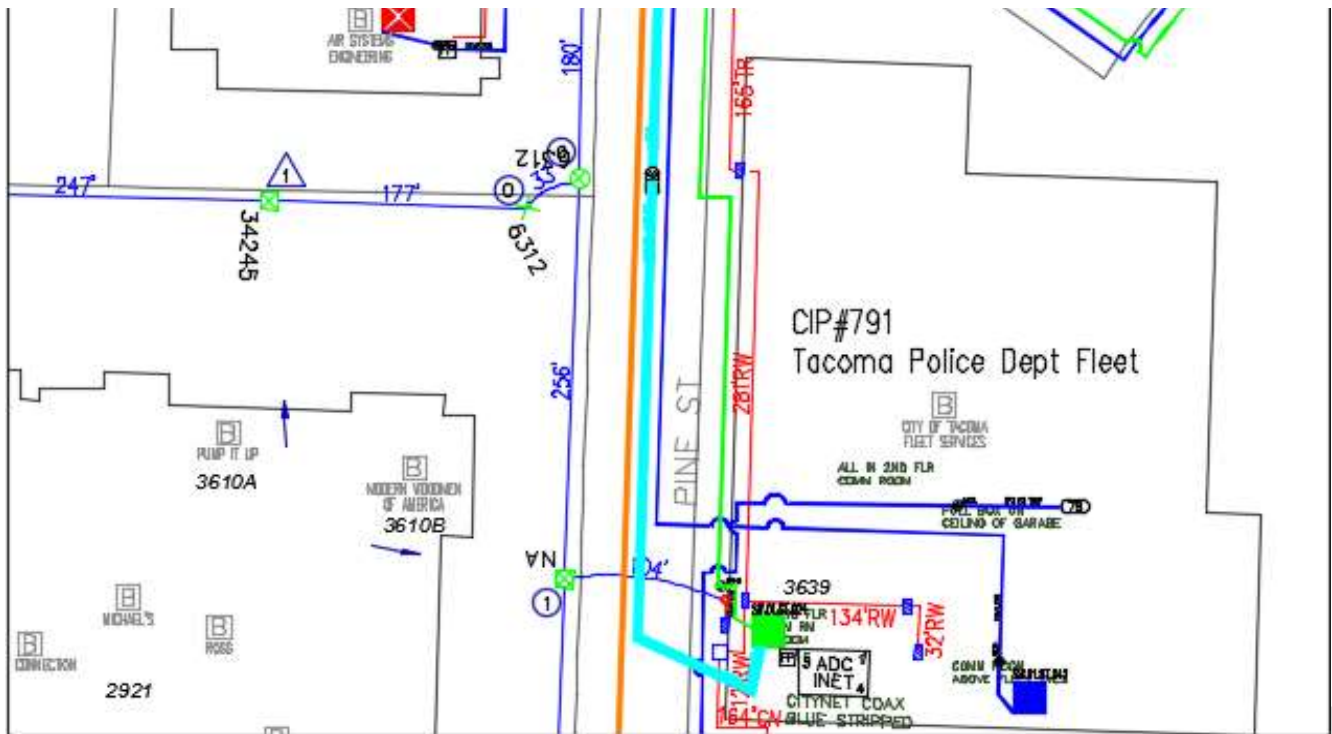




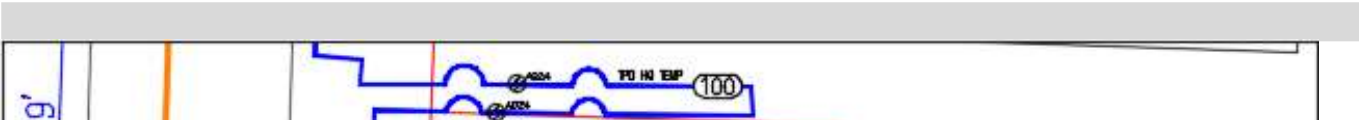


| | |
|------------------|-----------------|
| Sheath | SW.01.058 |
| Count | 12 |
| Starting Pole # | 4485 |
| Starting Address | 3680 S Cedar St |
| Ending Address | 3680 S Cedar St |
| Footage | 66 |
| Notes | |

| | |
|--------|-----------|
| Sheath | SW.01.059 |
| Count | 24 |

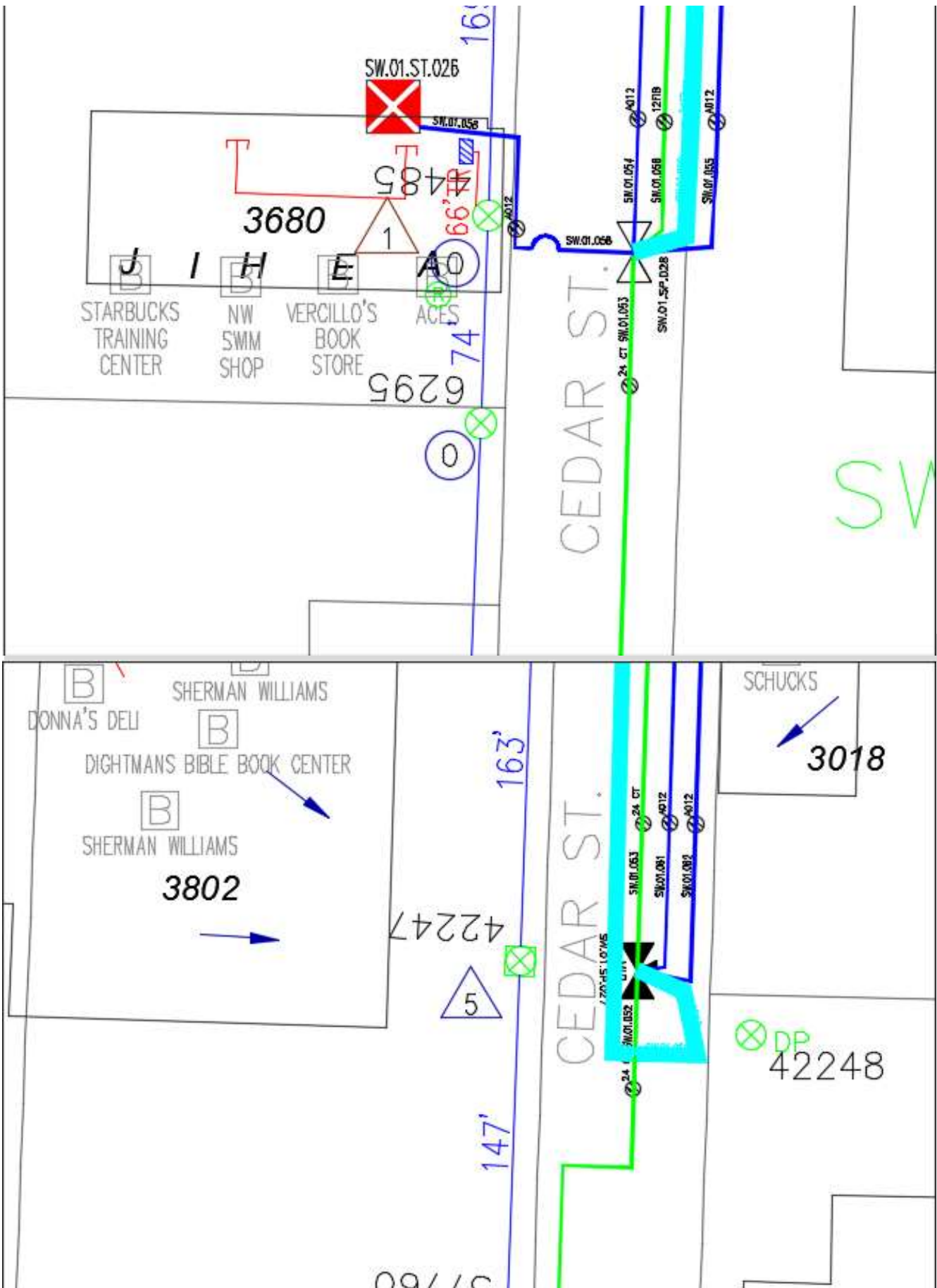




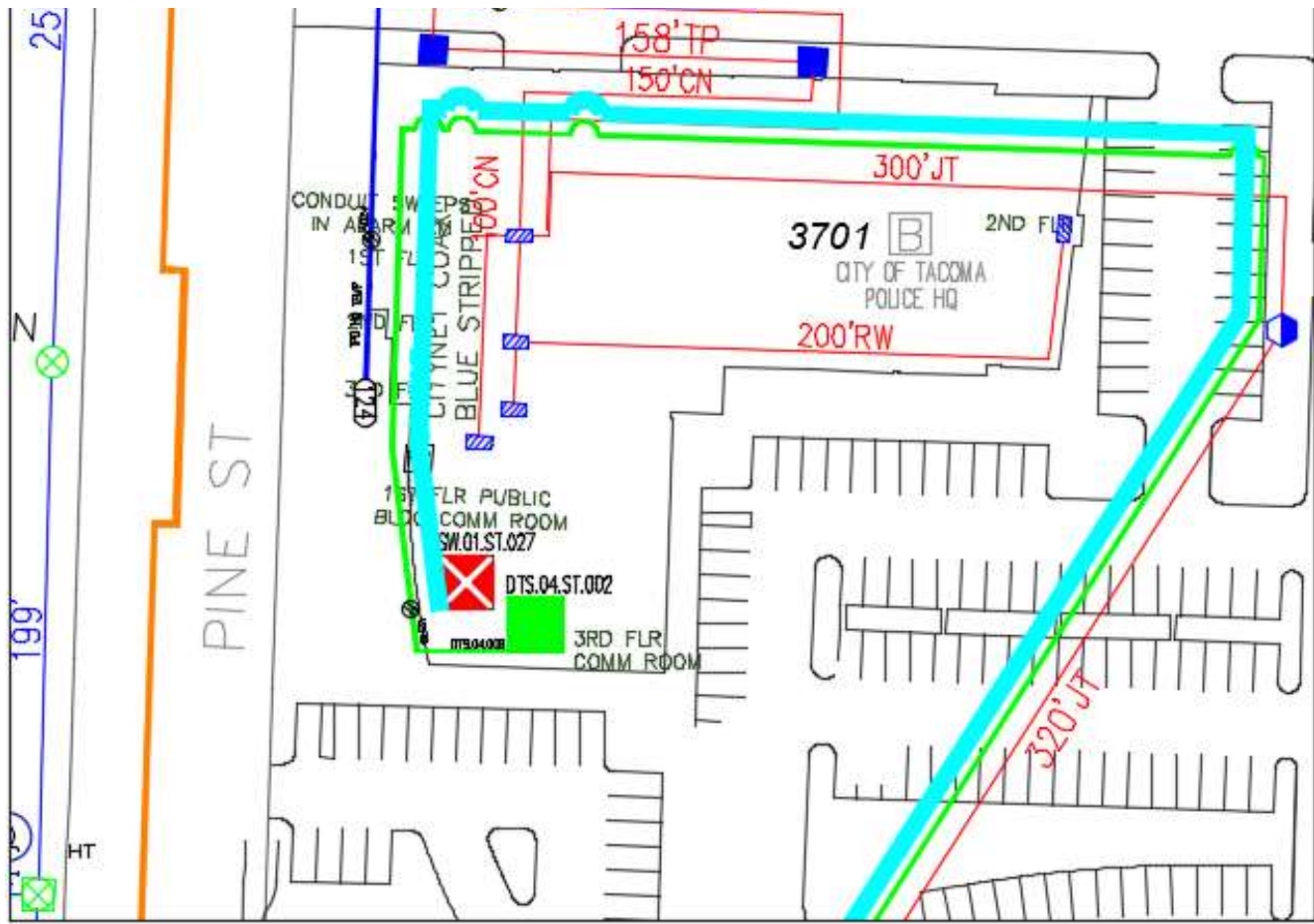


Starting Pole # 4485
Starting Address 3680 S Cedar St
Ending Address 3701 S Pine St
Footage 5050
Notes

Sheath [SW.01.060](#)
Count 12
Starting Pole # 42247
Starting Address 3802 S Cedar St
Ending Address 3701 S Lawrence St
Footage 1800
Notes





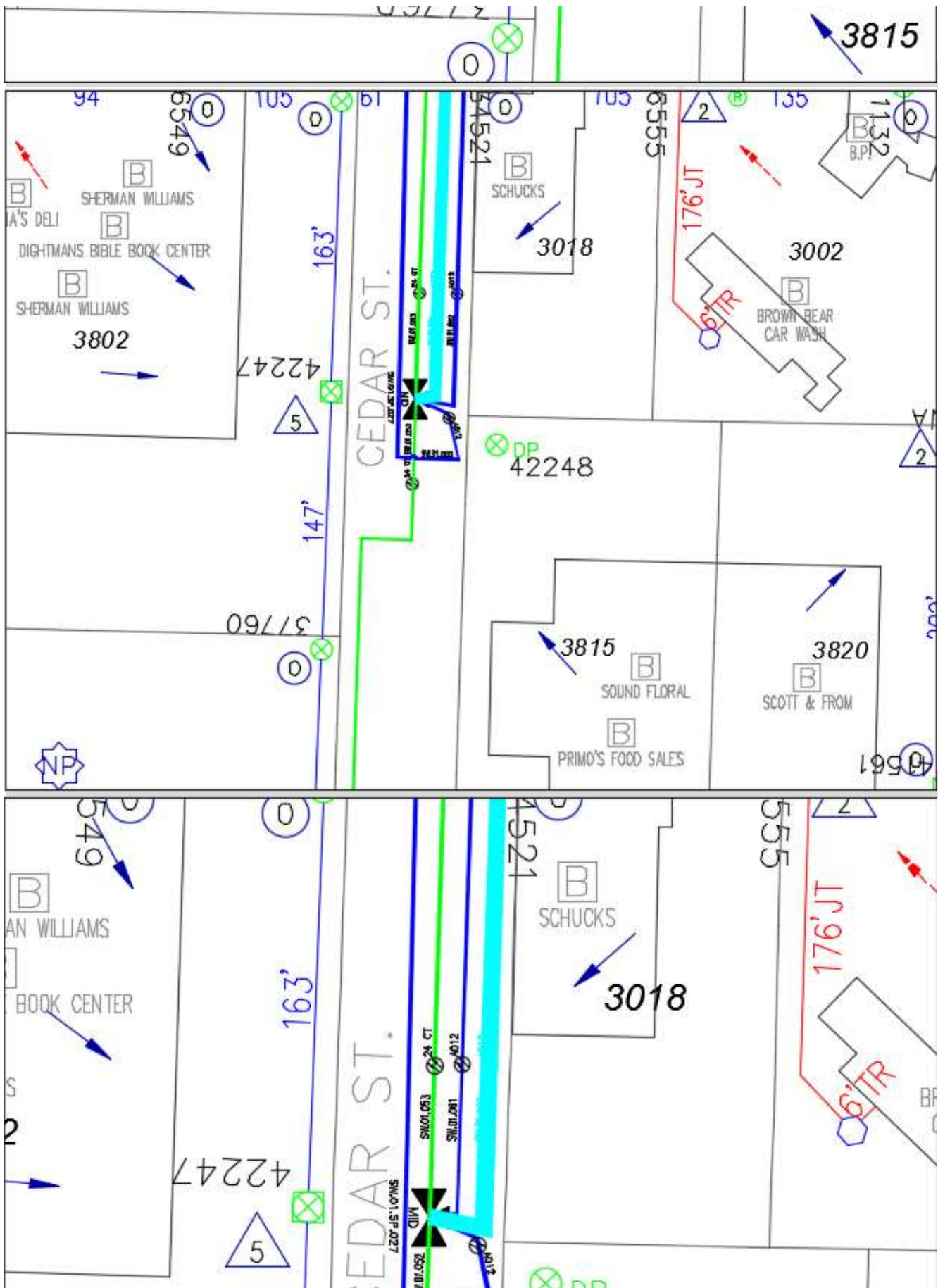




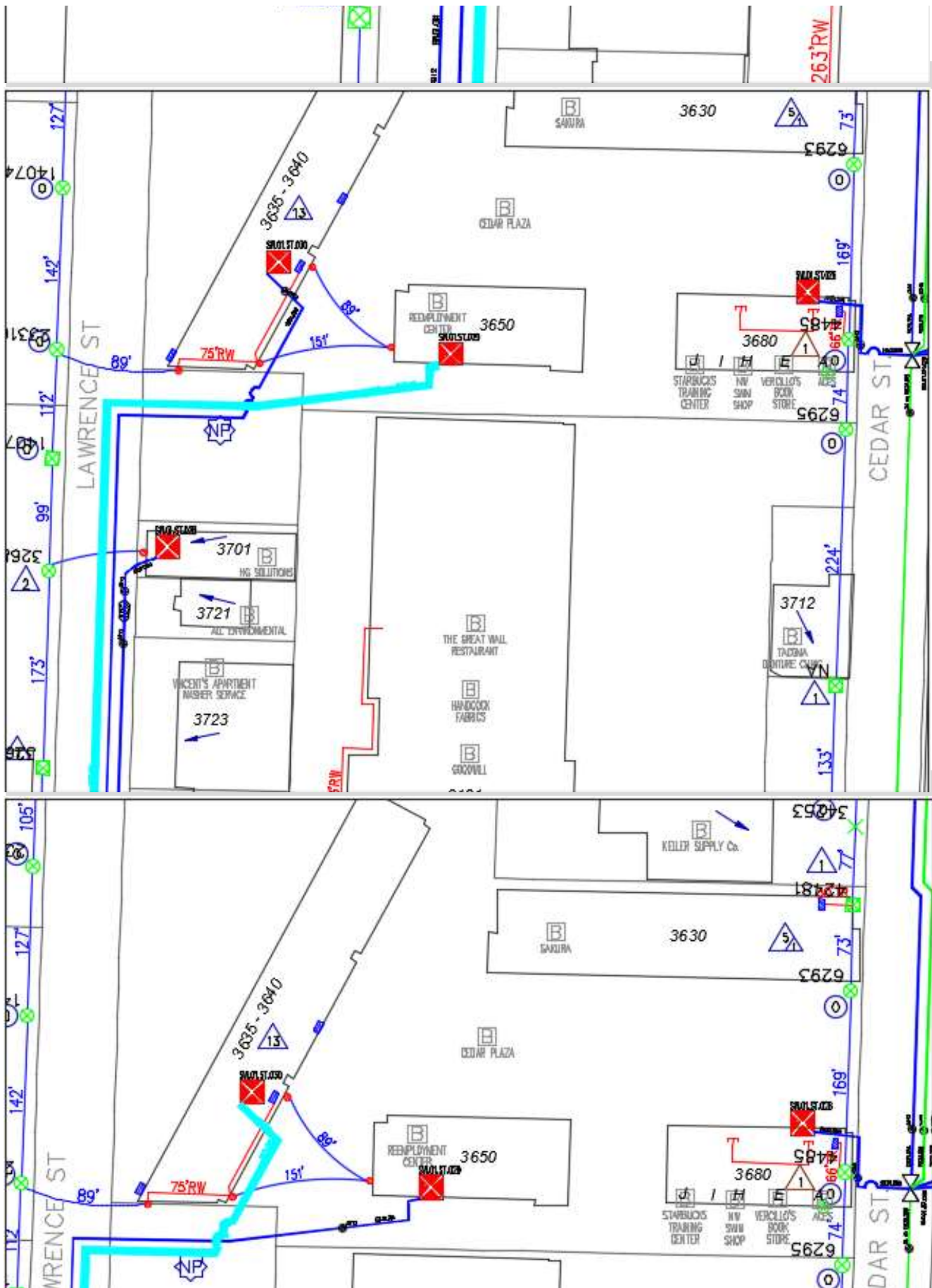
Sheath [SW.01.061](#)
 Count 12
 Starting Pole # 42247
 Starting Address 3802 S Cedar St
 Ending Address 3650 S Cedar St
 Footage 2172
 Notes



Sheath [SW.01.062](#)
 Count 12
 Starting Pole # 42247
 Starting Address 3802 S Cedar St
 Ending Address 3635 S Cedar St
 Footage 2282
 Notes

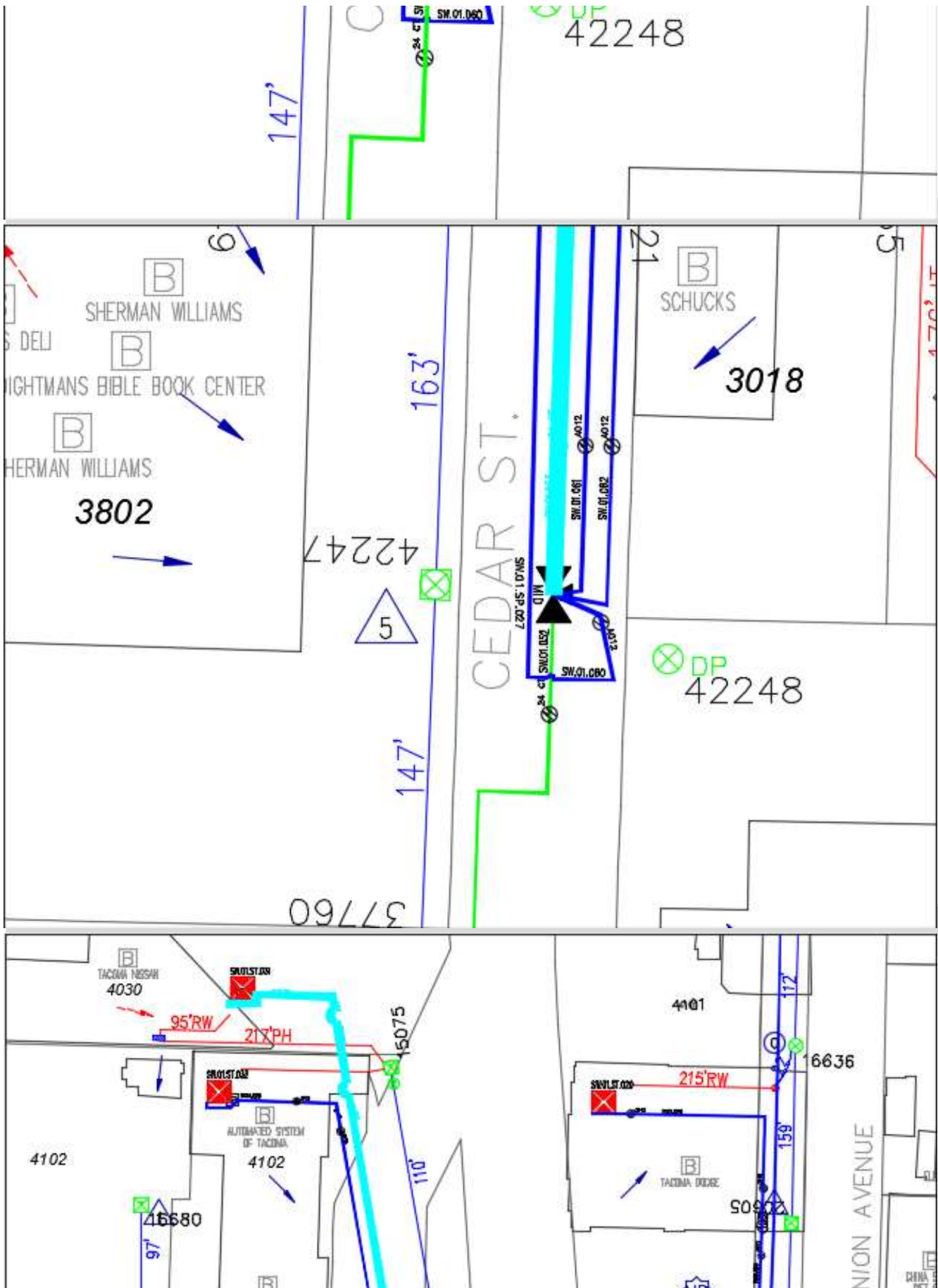




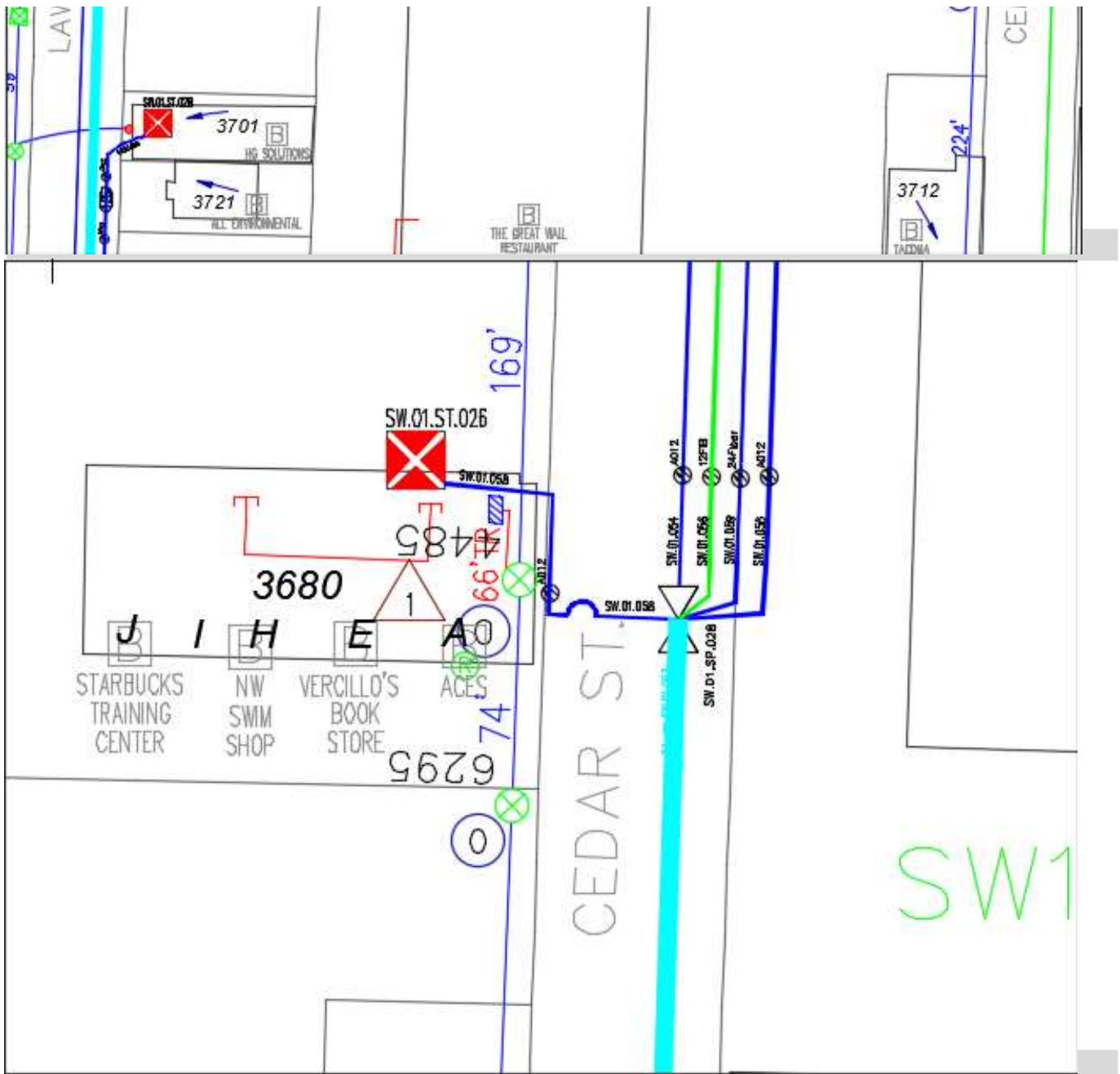


Sheath [SW.01.063](#)
 Count 24
 Starting Pole # 42247
 Starting Address 3802 S Cedar St
 Ending Address 3680 S Cedar St
 Footage 1278
 Notes

Sheath SW.01.064
 Count 12
 Starting Pole # 4033
 Starting Address 4320 S Tacoma Way
 Ending Address 4030 S Tacoma Way
 Footage 300
 Notes





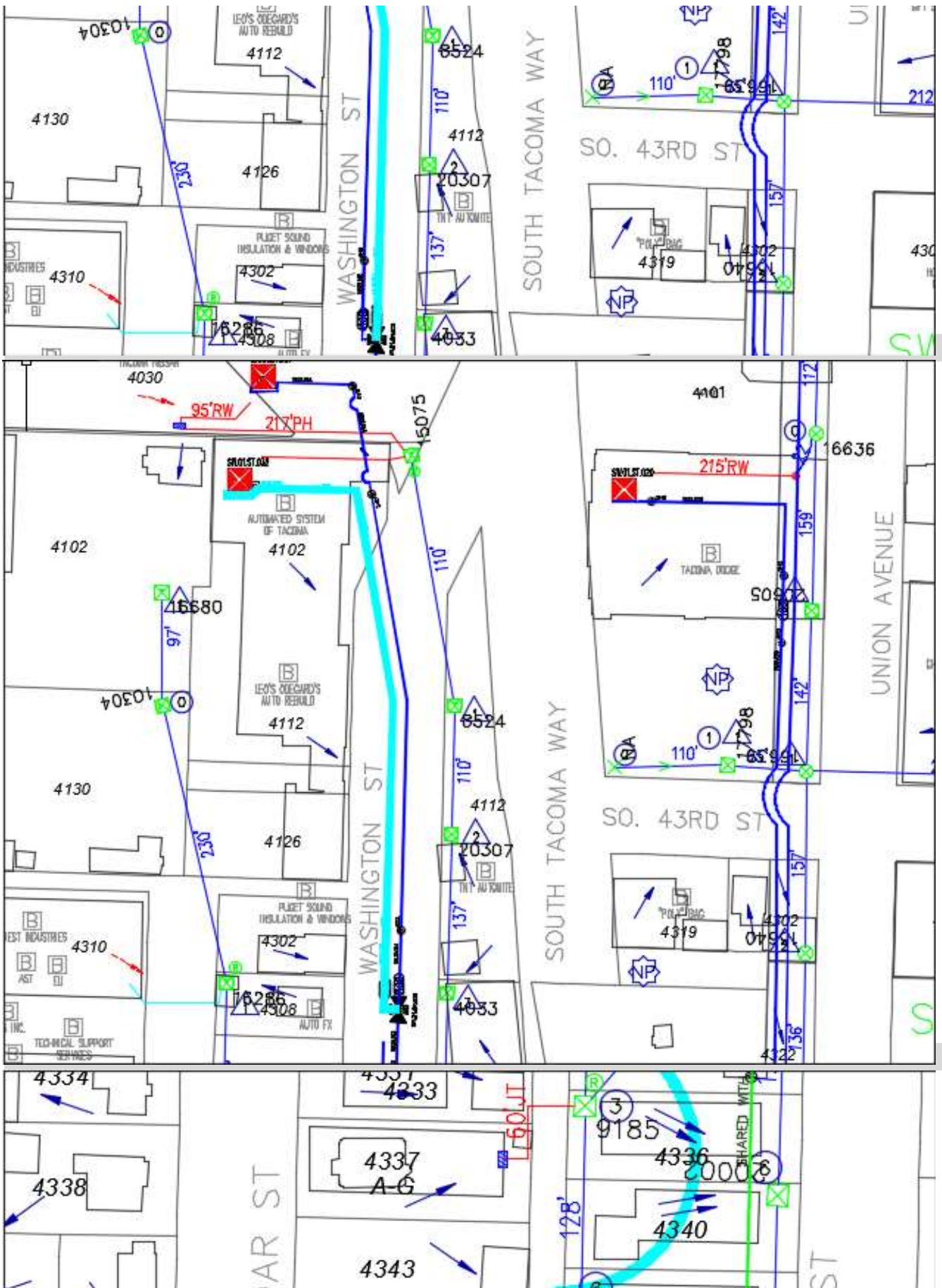




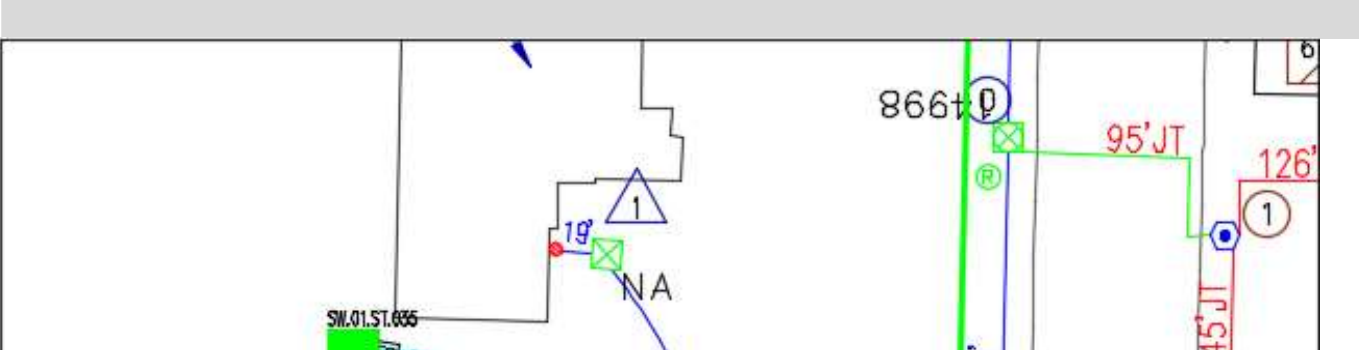
Sheath SW.01.065
Count 6
Starting Pole # 4033
Starting Address 4320 S Tacoma Way
Ending Address 4102 S Washington St
Footage 732
Notes



Sheath [SW.01.066](#)
Count 12
Starting Pole # 9182
Starting Address 3005 S 47th St
Ending Address 3102 S 43rd St
Footage 1372
Notes





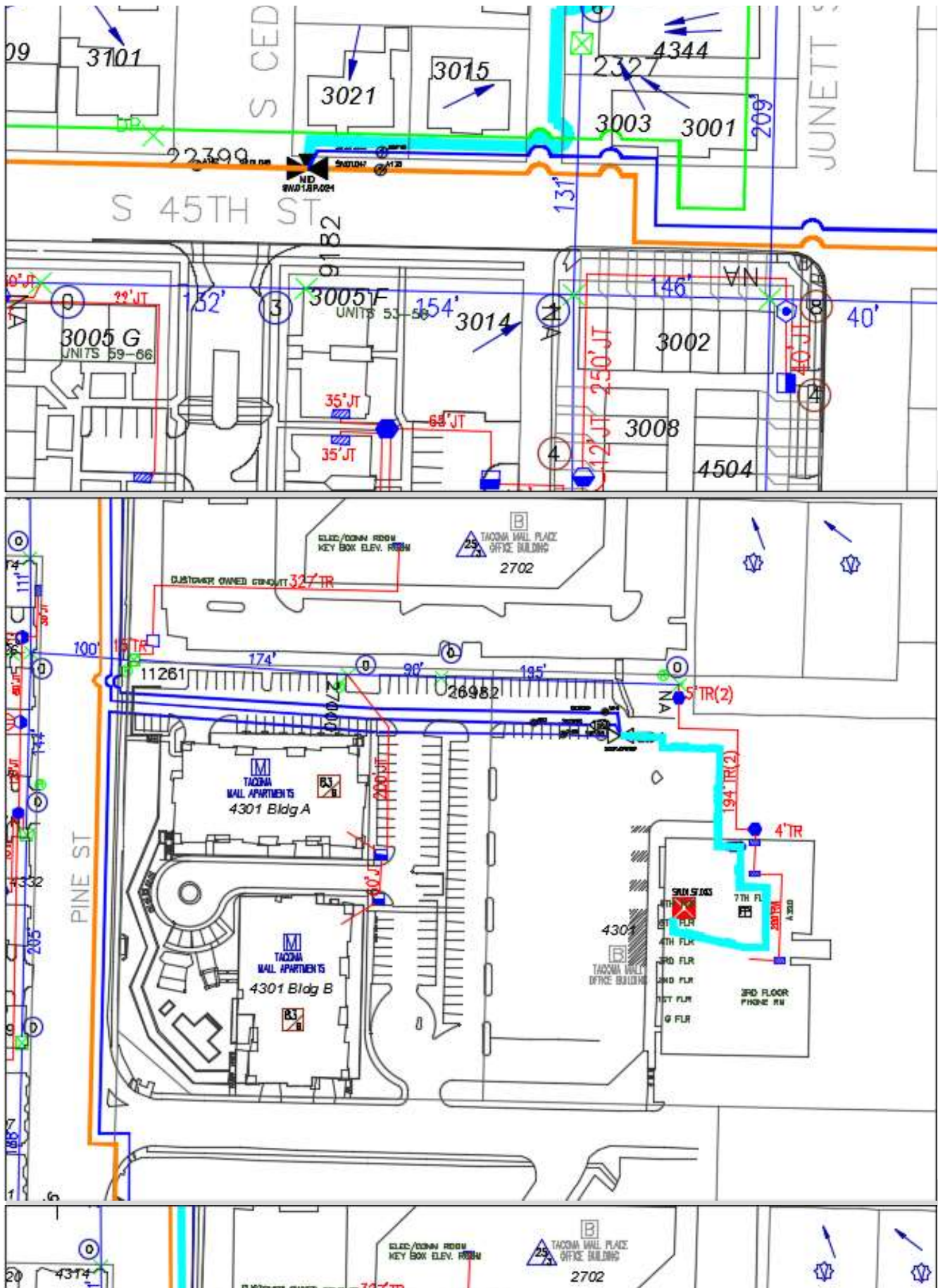




| | |
|------------------|-----------------|
| Sheath | SW.01.067 |
| Count | 36 |
| Starting Pole # | NA |
| Starting Address | 4301 S Pines St |
| Ending Address | |
| Footage | 714 |
| Notes | |



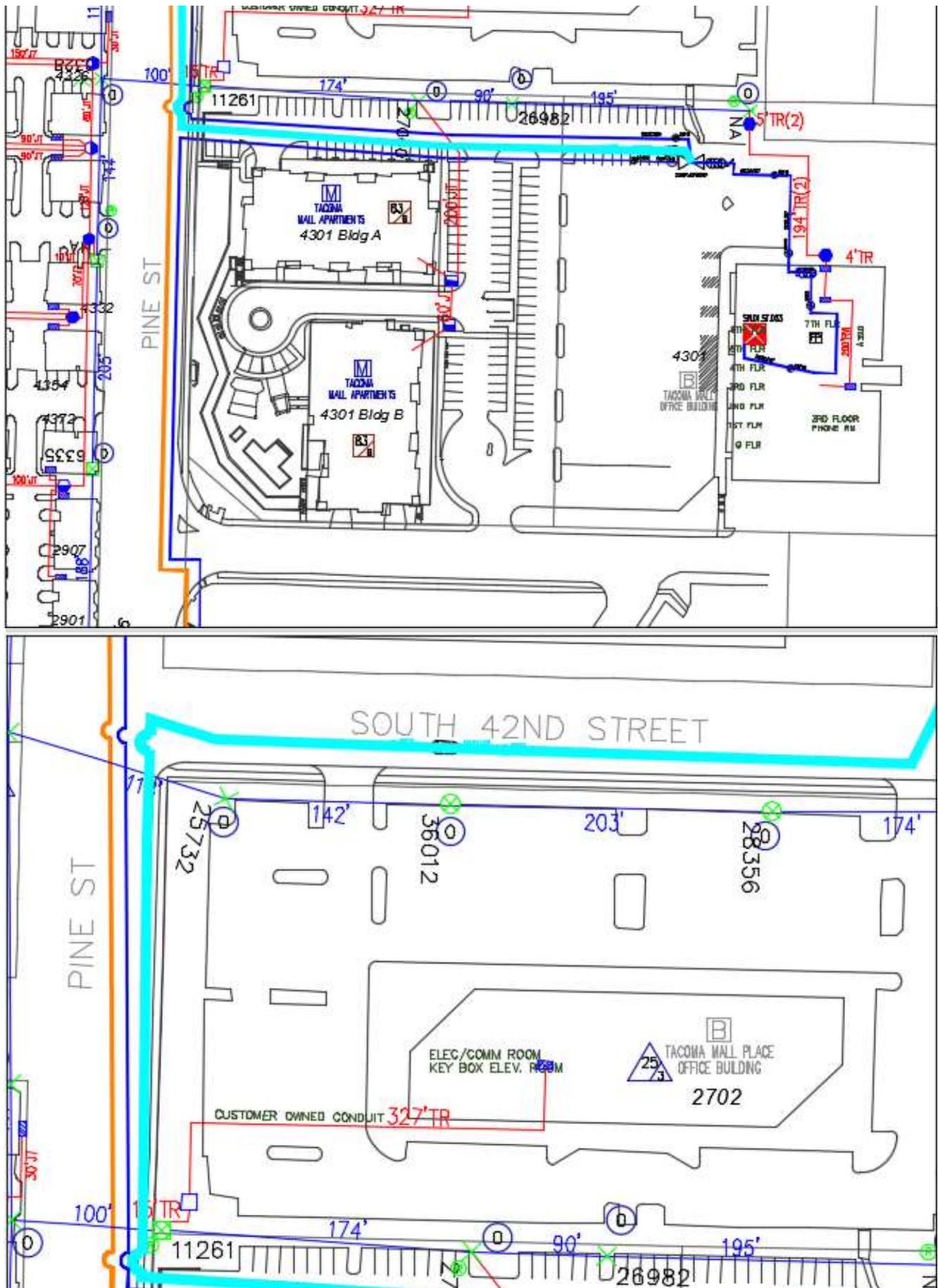
| | |
|-----------------|-----------|
| Sheath | SW.01.068 |
| Count | 12 |
| Starting Pole # | NA |



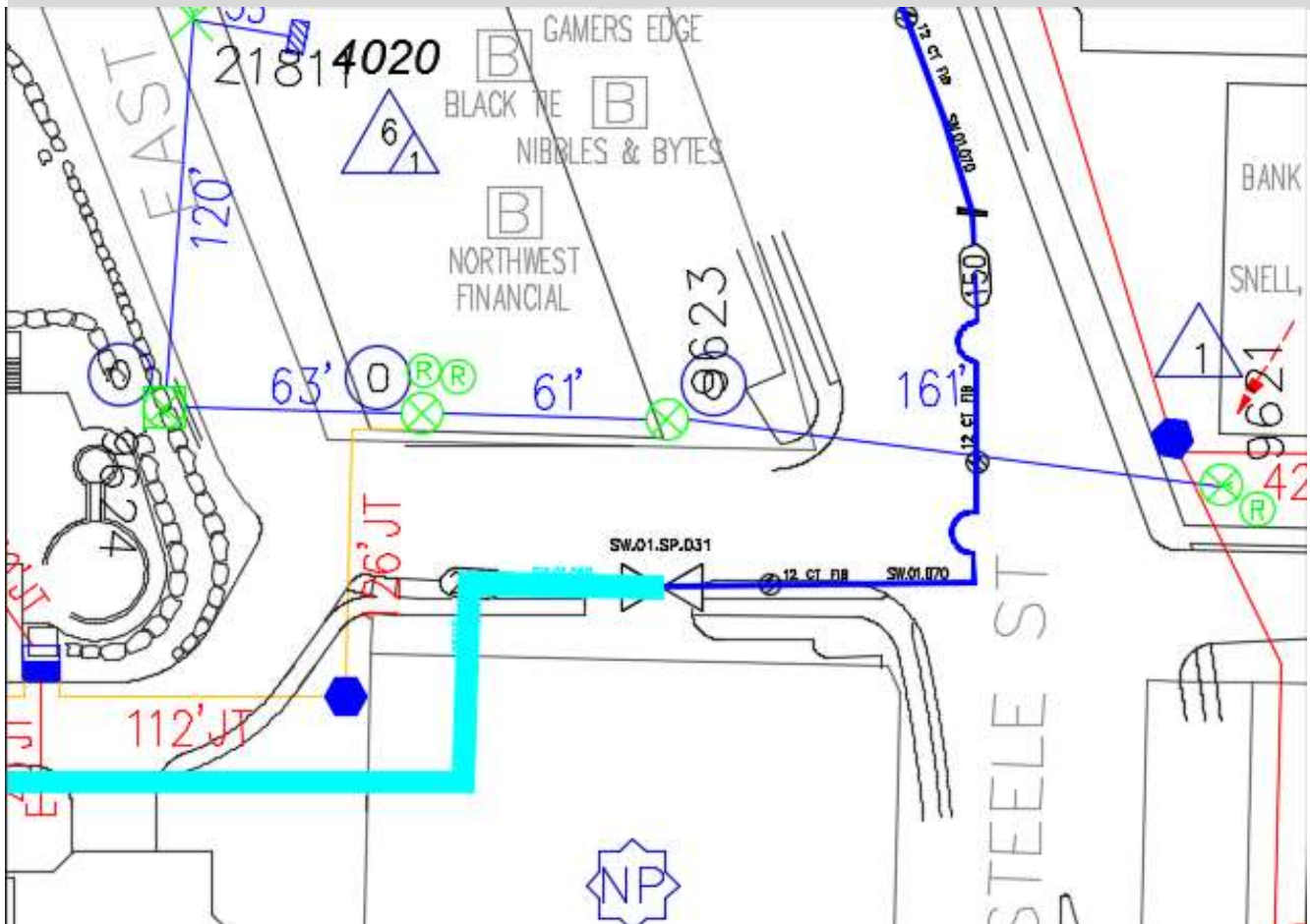


Starting Address 4301 S Pines St
 Ending Address 4301 S Pines St Bldg A
 Footage 459
 Notes

Sheath [SW.01.069](#)
 Count 36
 Starting Pole # 25732
 Starting Address 2702 S Pines St
 Ending Address 4020 S Steele St
 Footage 1921
 Notes





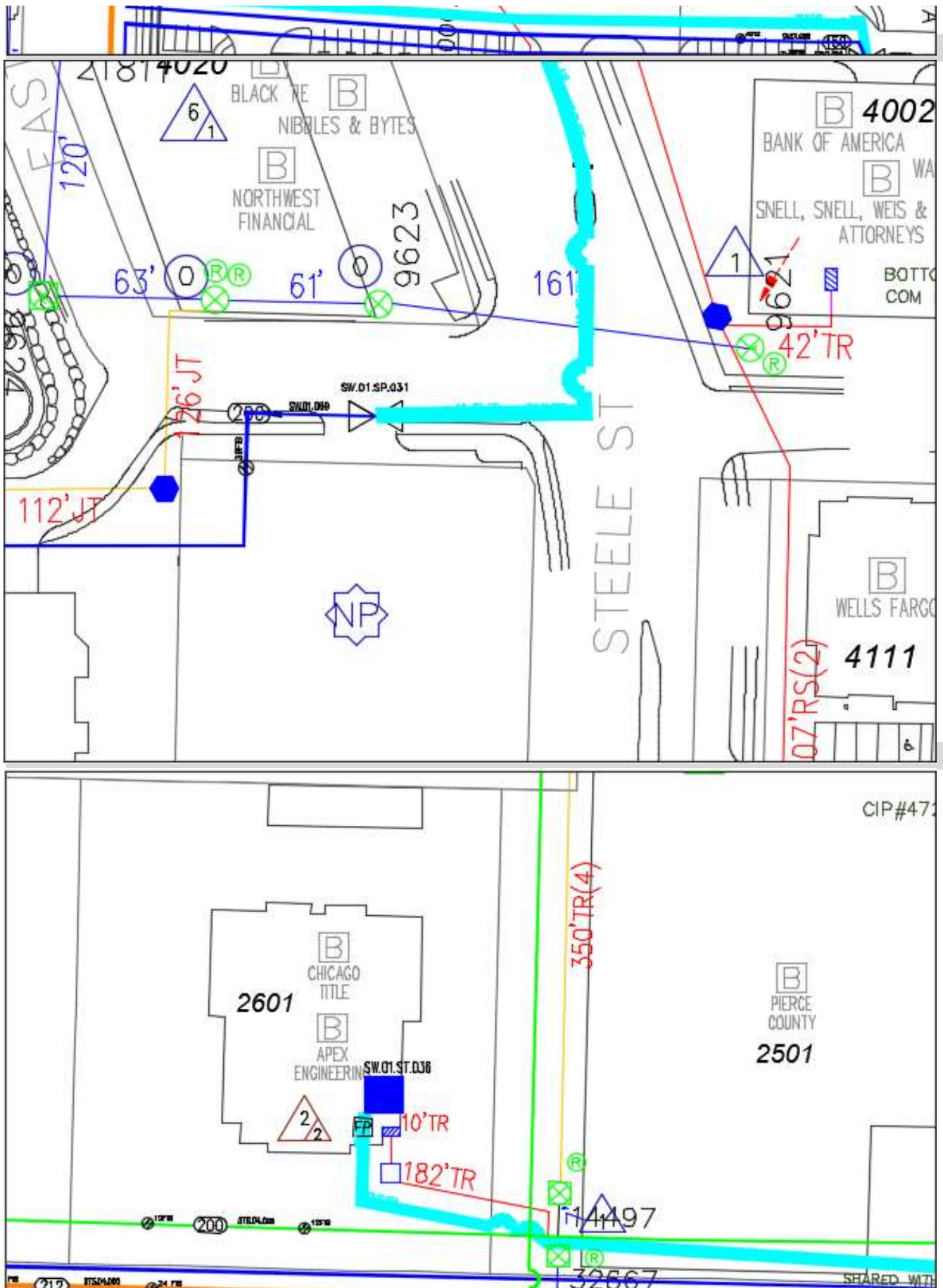





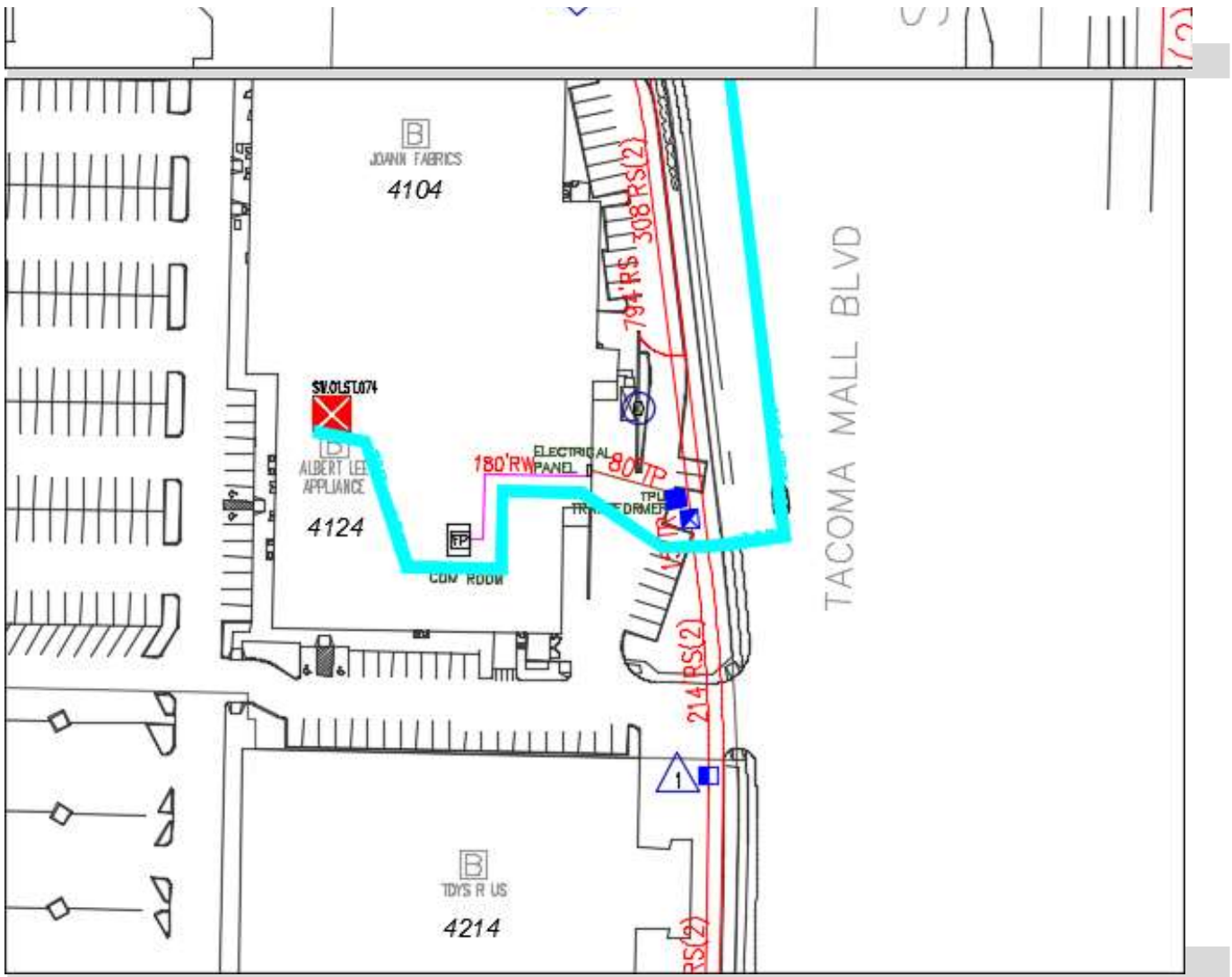
Sheath [SW.01.070](#)
Count 12
Starting Pole # 9623
Starting Address 4020 S Steele St
Ending Address 4124 Tacoma Mall Blvd
Footage 2547
Notes



Sheath SW.01.074
Count 12
Starting Pole # UG
Starting Address 2601 S 35th St
Ending Address
Footage 10
Notes






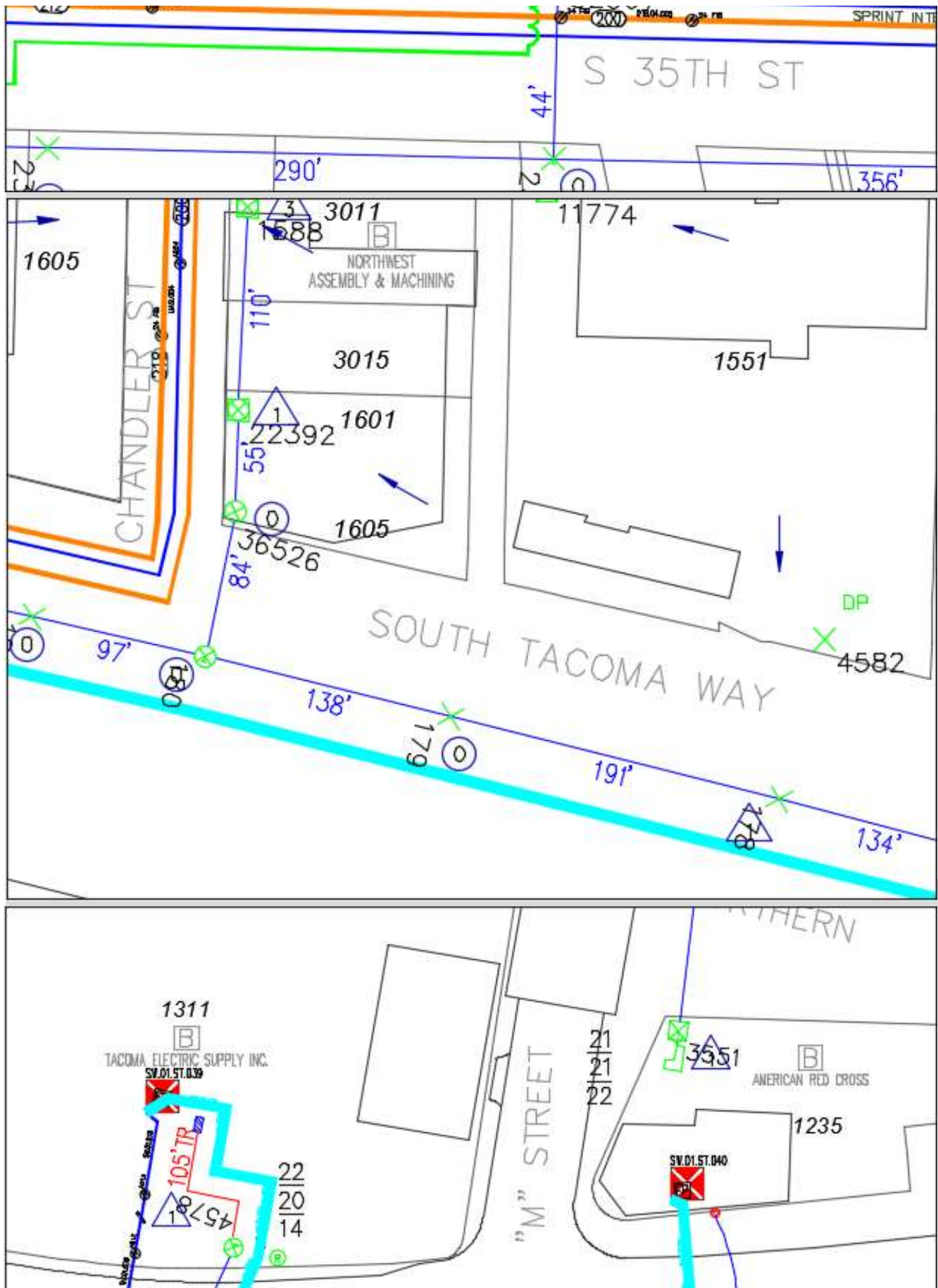




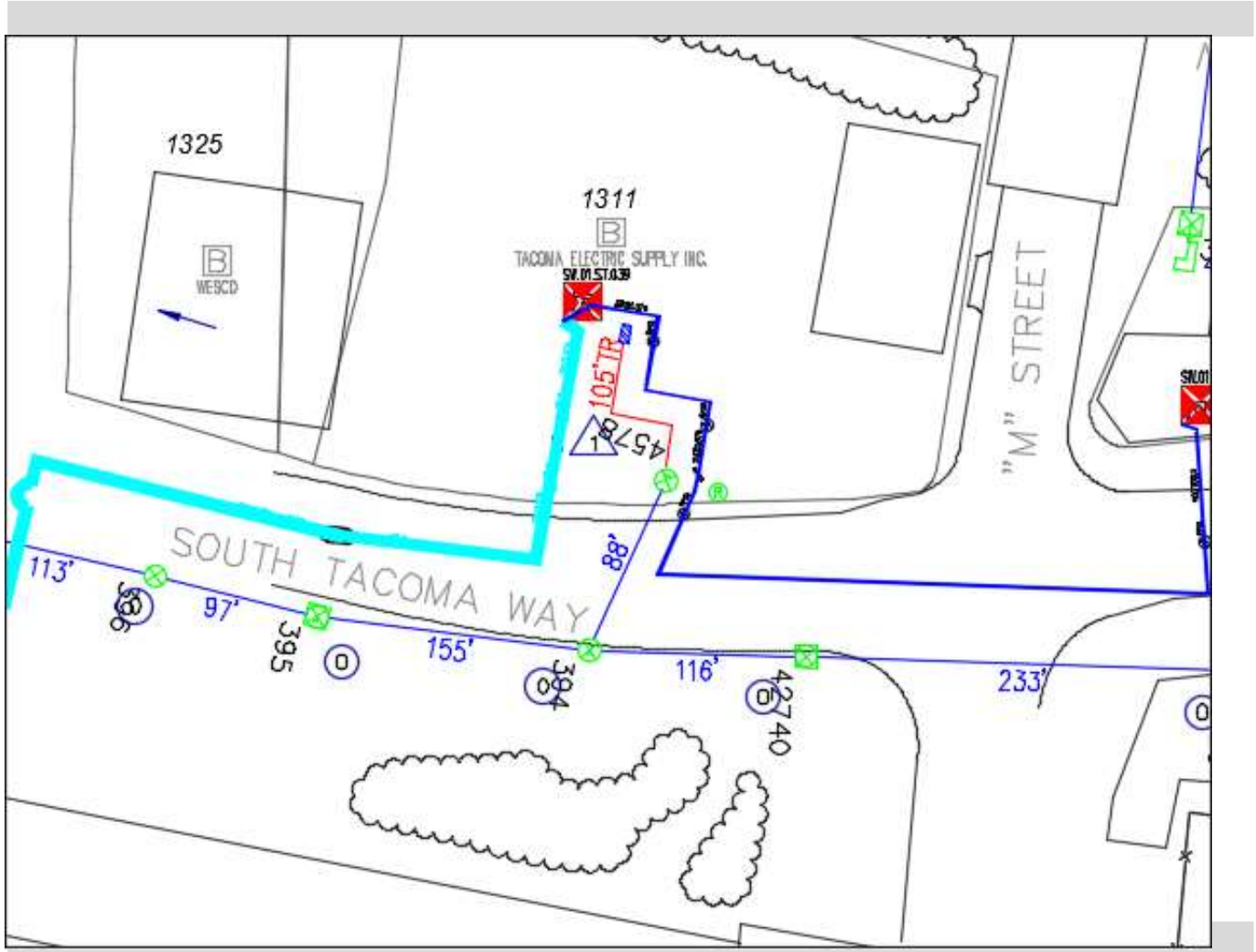
Sheath [SW.01.078](#)
 Count 12
 Starting Pole # 179
 Starting Address 1605 S Chandler St
 Ending Address 1311 S Tacoma Way
 Footage 1170
 Notes



Sheath SW.01.079
 Count 6
 Starting Pole # UG
 Starting Address 1311 S Tacoma Way
 Ending Address 1235 S Tacoma Way
 Footage 820
 Notes





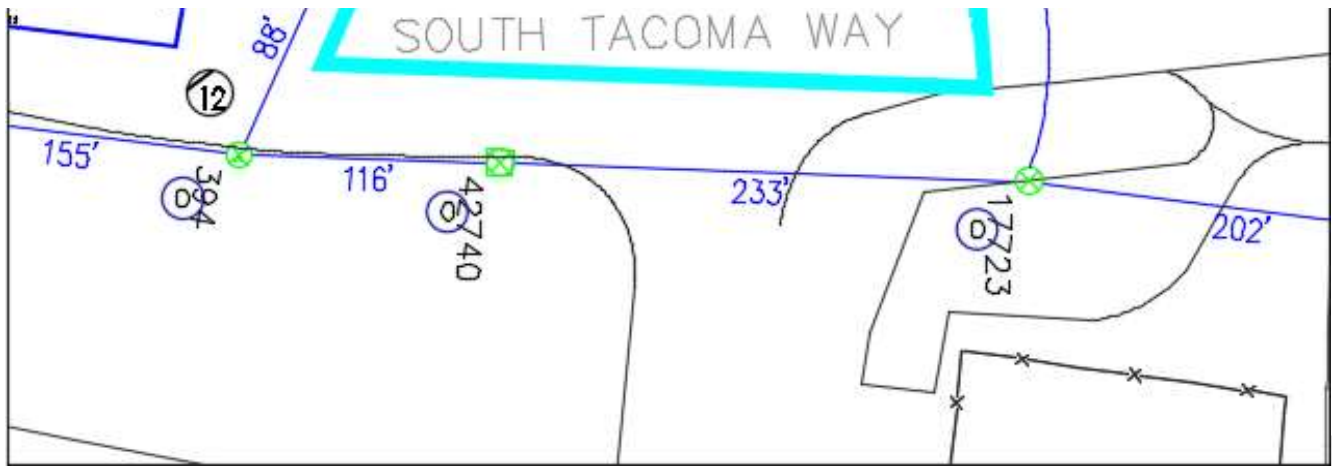




| | |
|------------------|--------------------|
| Sheath | SW.01.080 |
| Count | 12 |
| Starting Pole # | 16649 |
| Starting Address | 2016 S Tacoma Way |
| Ending Address | 3212 S Sprague Ave |
| Footage | 300 |
| Notes | |



| | |
|------------------|----------------|
| Sheath | SW.01.081 |
| Count | 24 |
| Starting Pole # | 25239 |
| Starting Address | 10 Nevada Ave |
| Ending Address | 3639 S Pine St |
| Footage | 722 |
| Notes | |







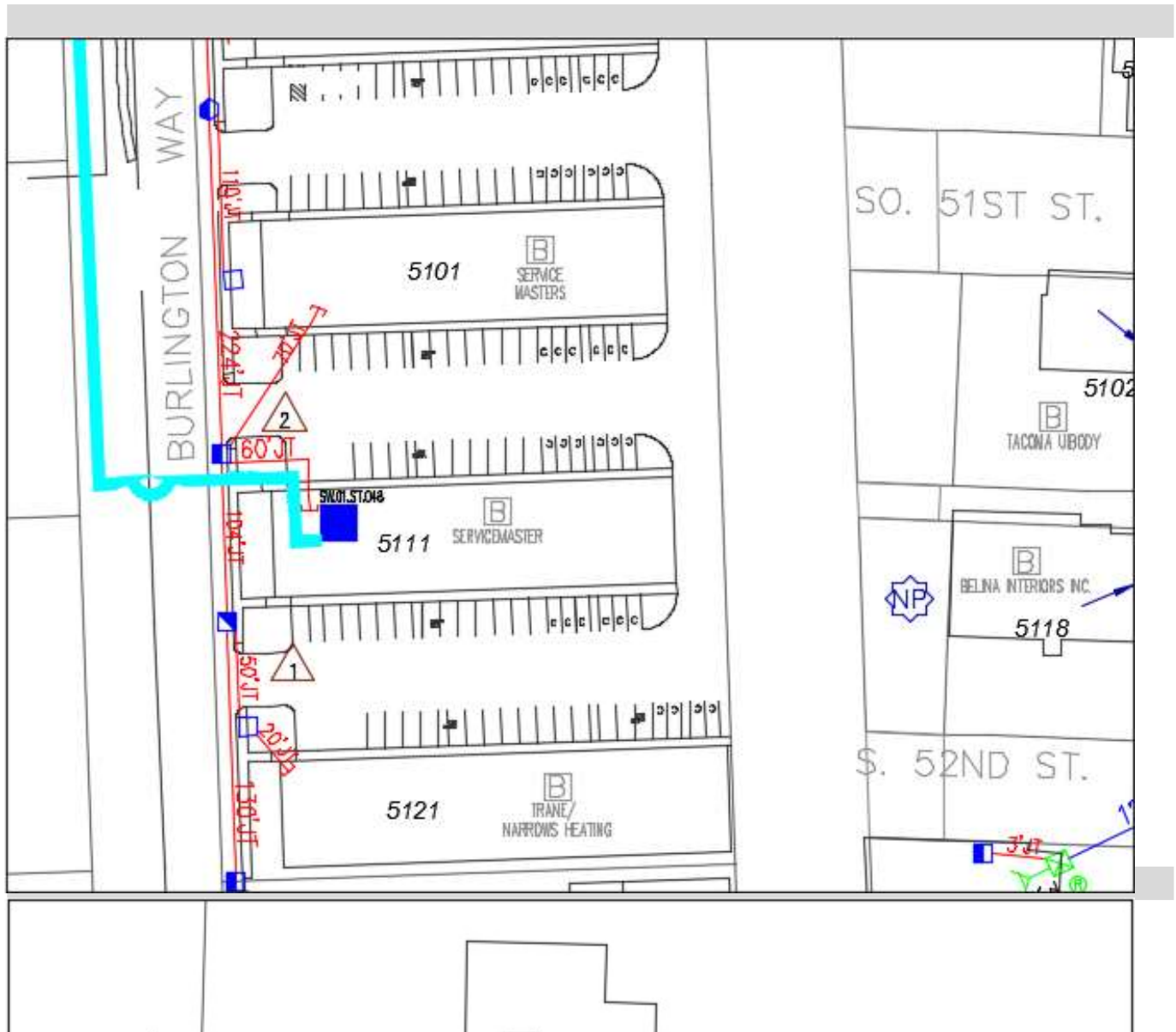


Sheath [SW.01.084](#)
Count 36
Starting Pole # 23247
Starting Address 5002 S Washington St
Ending Address 5111 S Burlington St
Footage 1508
Notes



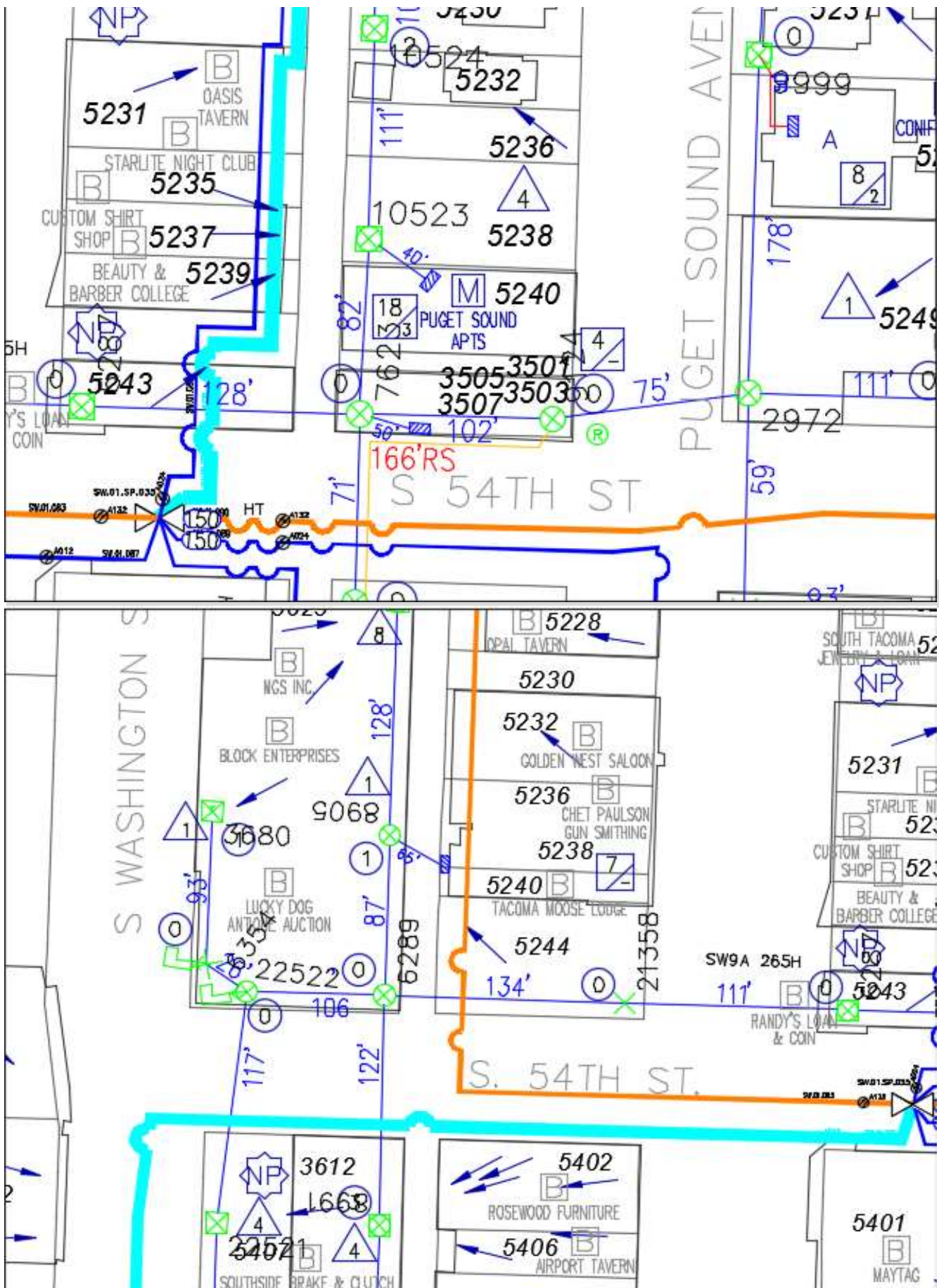
Sheath [SW.01.086](#)
Count 6
Starting Pole # 10523
Starting Address 5238 Puget Sound Ave



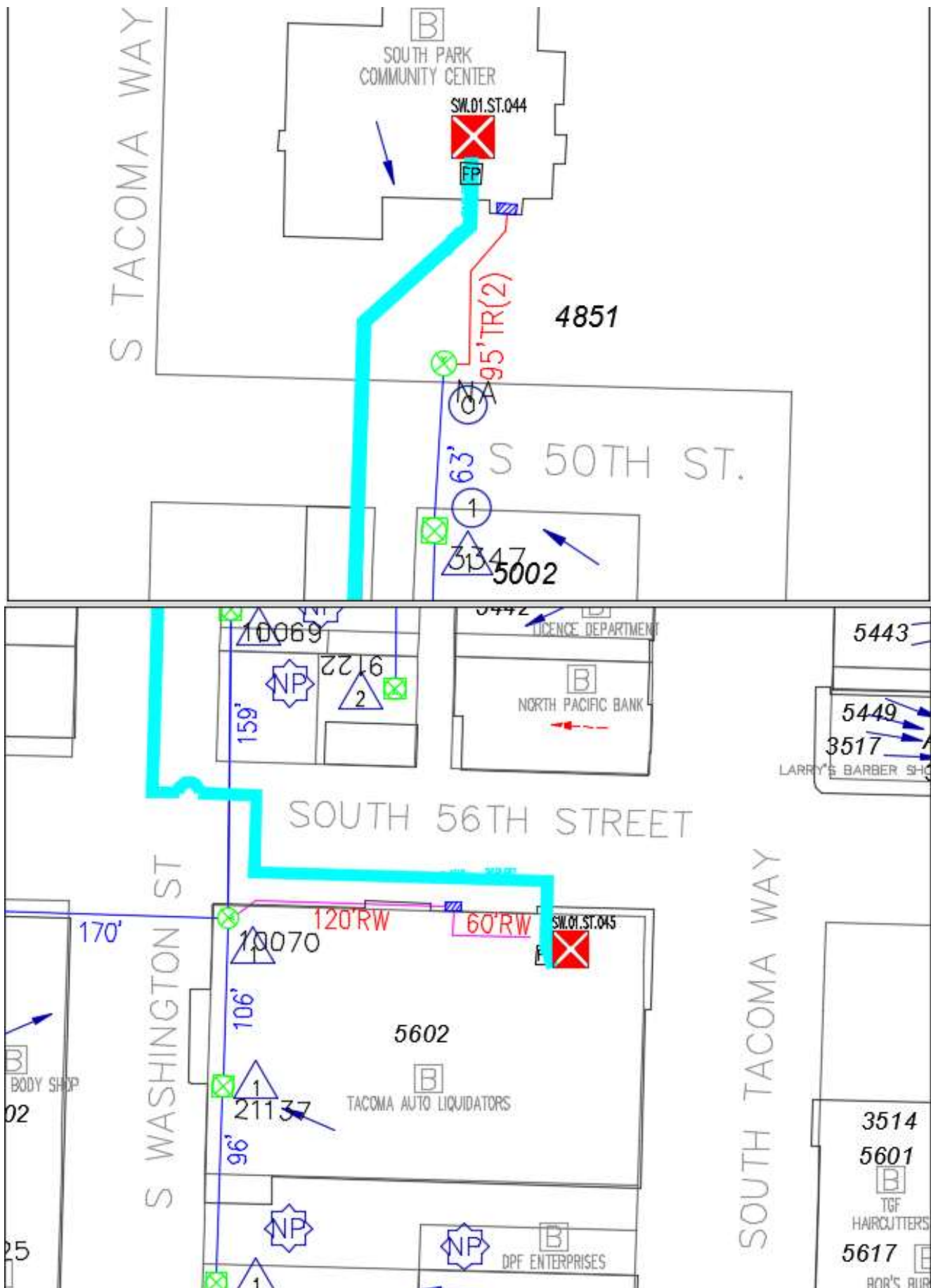


Ending Address 4851 S Tacoma Way
 Footage 1507
 Notes

Sheath [SW.01.087](#)
 Count 12
 Starting Pole # 2522
 Starting Address 5211 S Washington St
 Ending Address 5602 S Tacoma Way
 Footage 1371
 Notes






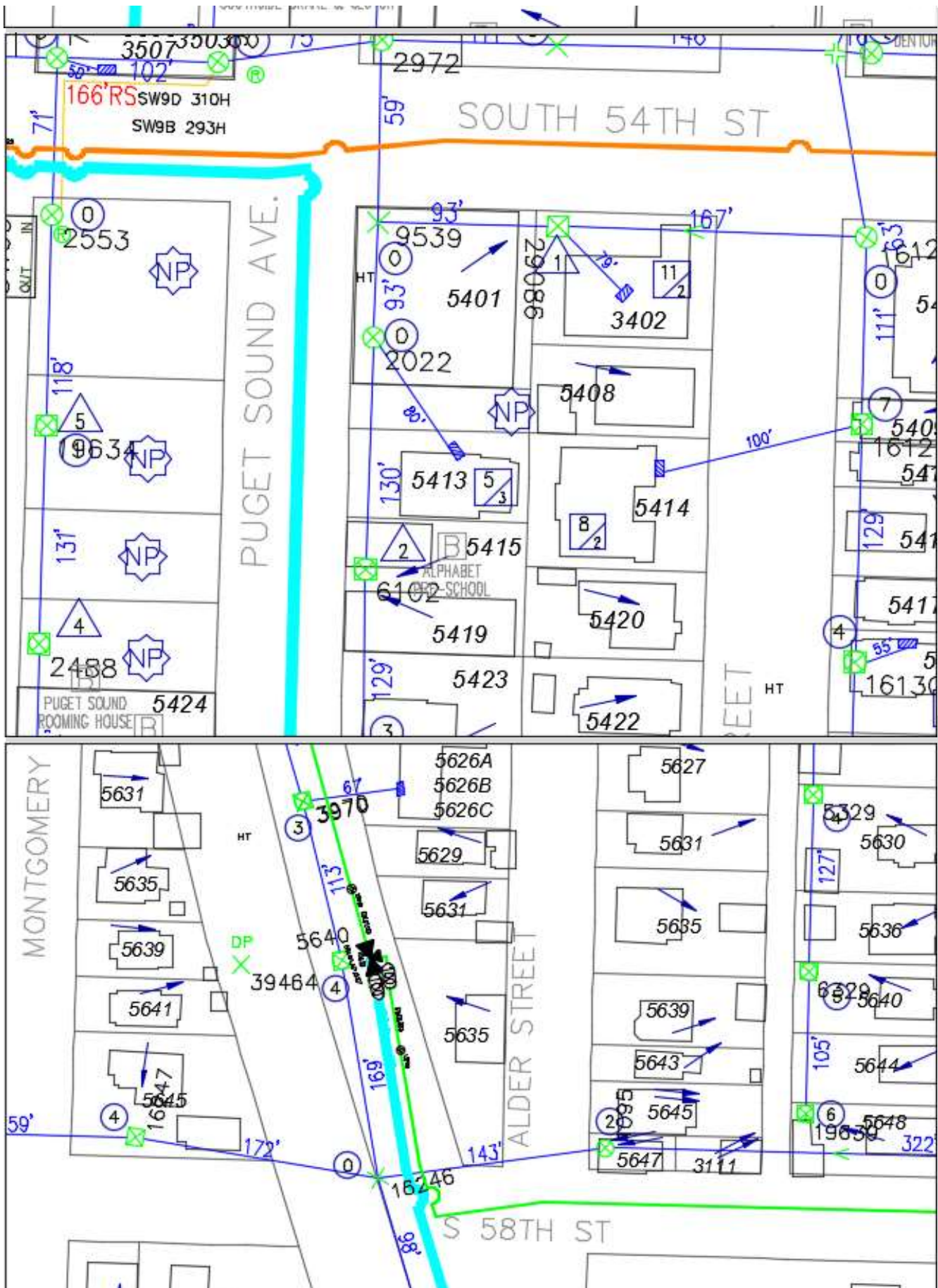




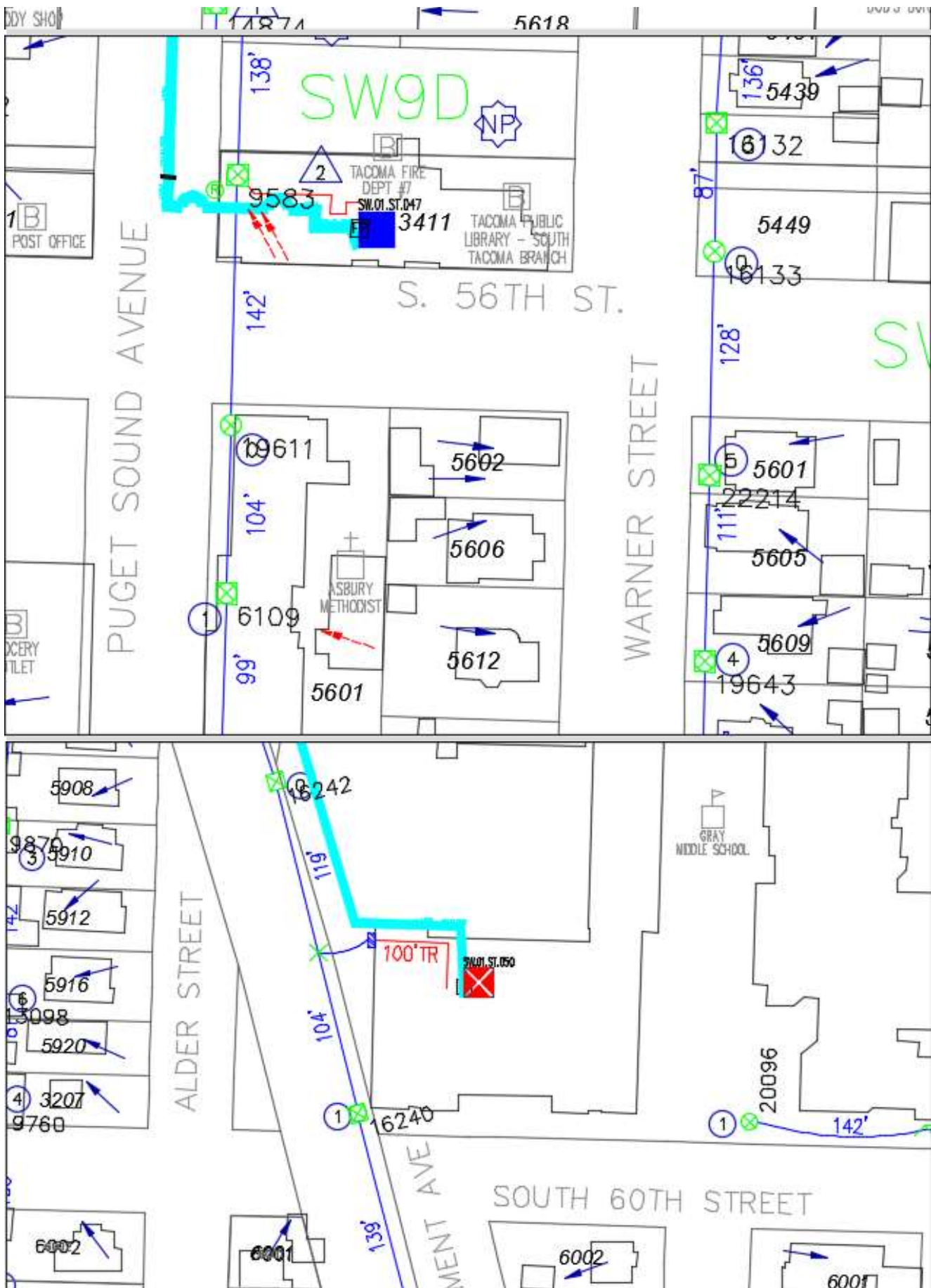
Sheath [SW.01.089](#)
Count 24
Starting Pole # 9539
Starting Address 5401 S Puget Sound
Ending Address 3411 S 56th St
Footage 886
Notes



Sheath [SW.01.092](#)
Count 12
Starting Pole # 5640
Starting Address 5635 S Clement St
Ending Address 3109 S 60th St
Footage 1144
Notes

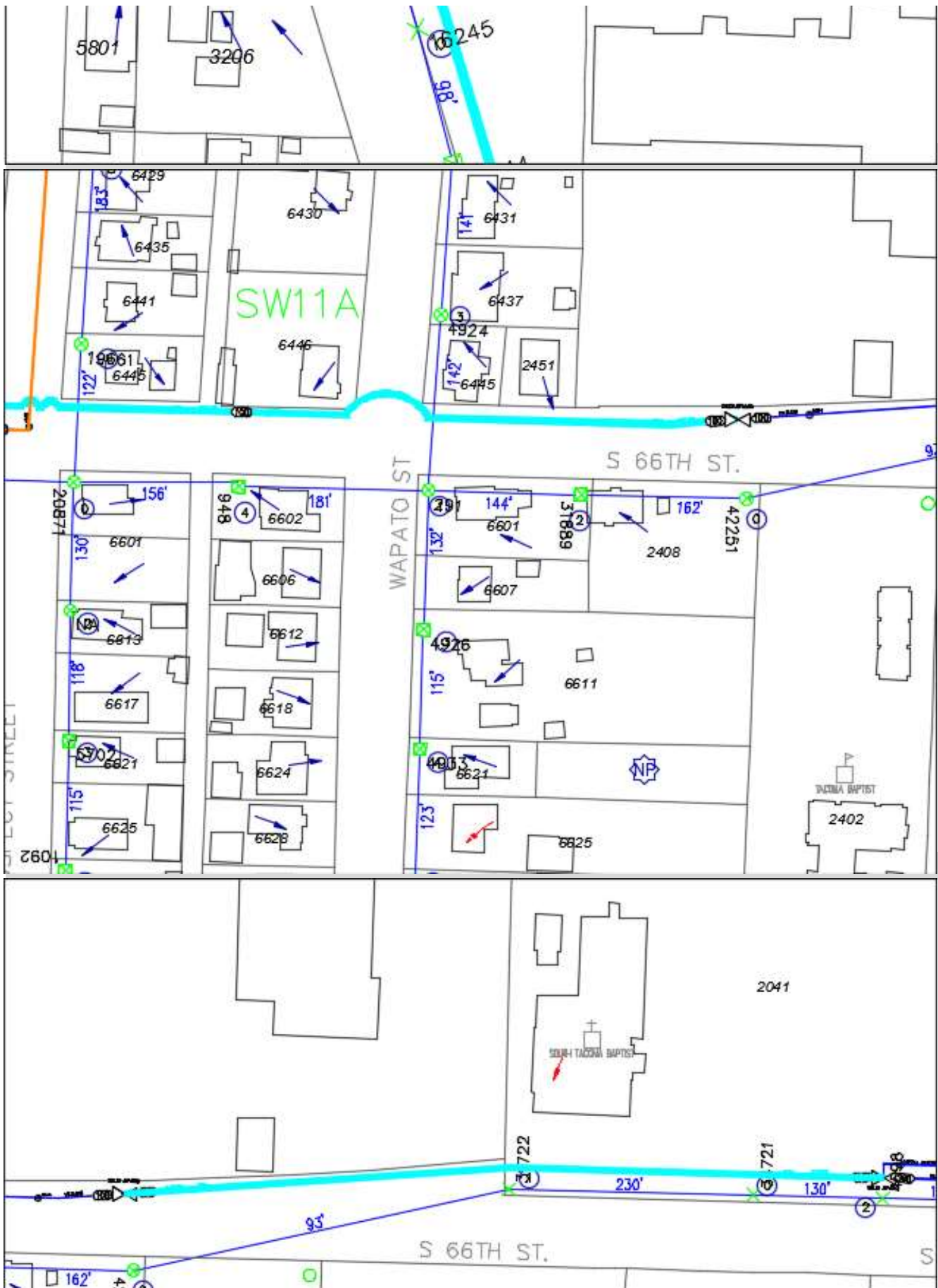






| | |
|------------------|------------------|
| Sheath | SW.01.095 |
| Count | 24 |
| Starting Pole # | 948 |
| Starting Address | 6602 S Wapato St |
| Ending Address | 2408 S 66th St |
| Footage | 487 |
| Notes | |

| | |
|------------------|----------------|
| Sheath | SW.01.096 |
| Count | 24 |
| Starting Pole # | 42251 |
| Starting Address | 2408 S 66th St |
| Ending Address | 2041 S 66th St |
| Footage | 830 |
| Notes | |






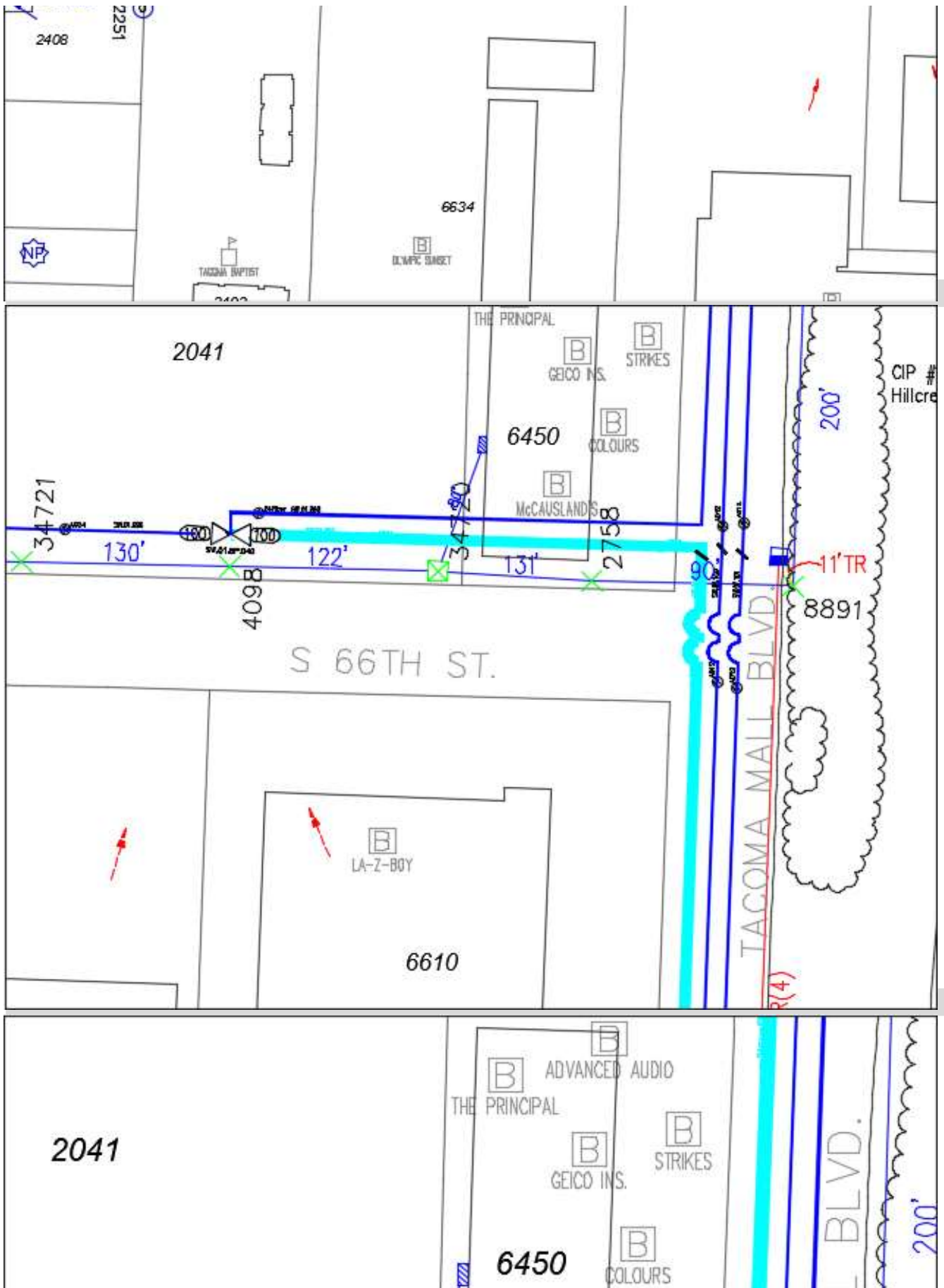




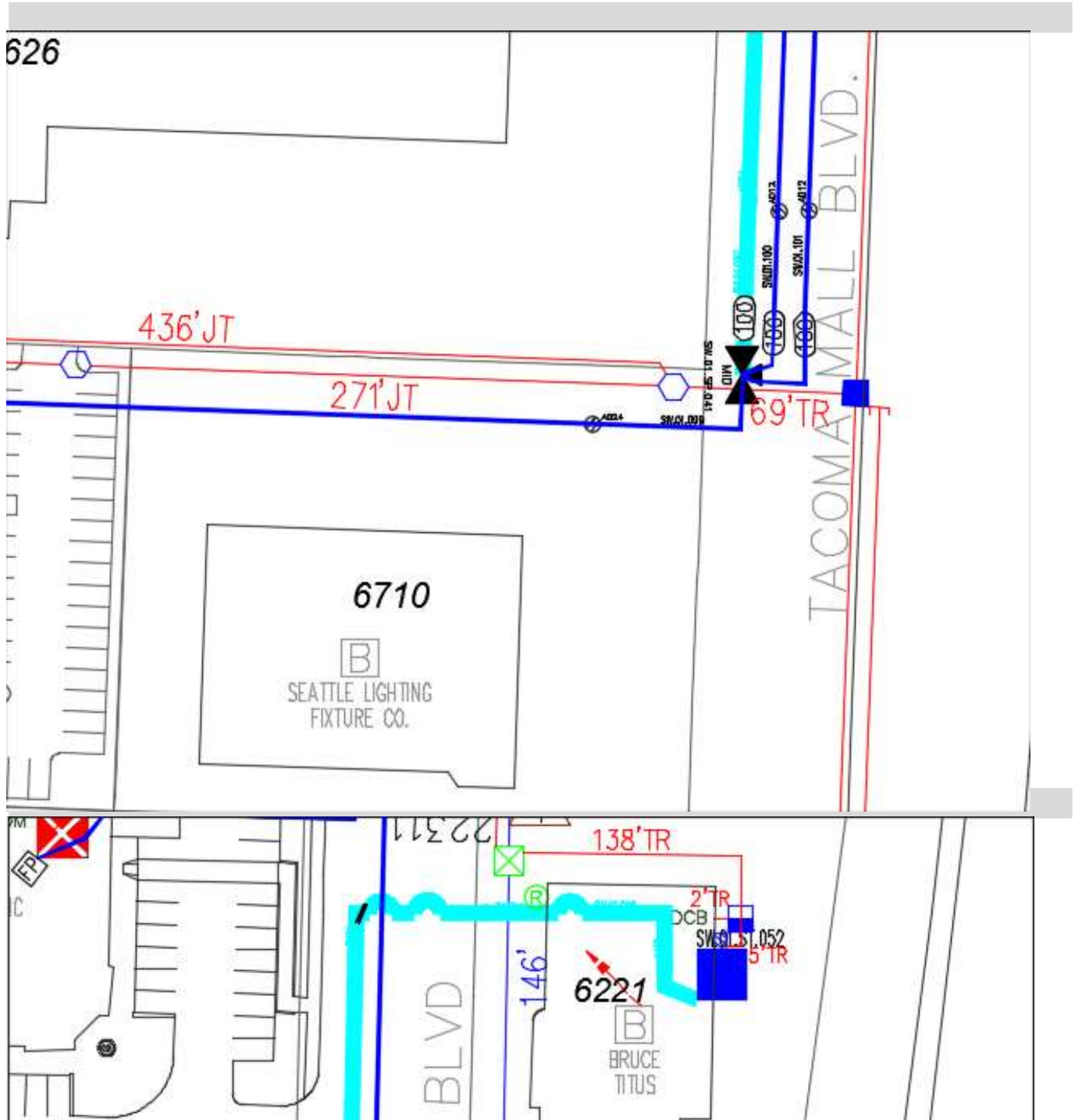
Sheath [SW.01.097](#)
 Count 24
 Starting Pole # 4098
 Starting Address 2041 S 66th St
 Ending Address 6710 Tacoma Mall Blvd
 Footage 1164
 Notes



Sheath [SW.01.098](#)
 Count 24
 Starting Pole # 4098
 Starting Address 2041 S 66th St
 Ending Address 6221 Tacoma Mall Blvd
 Footage 1419
 Notes

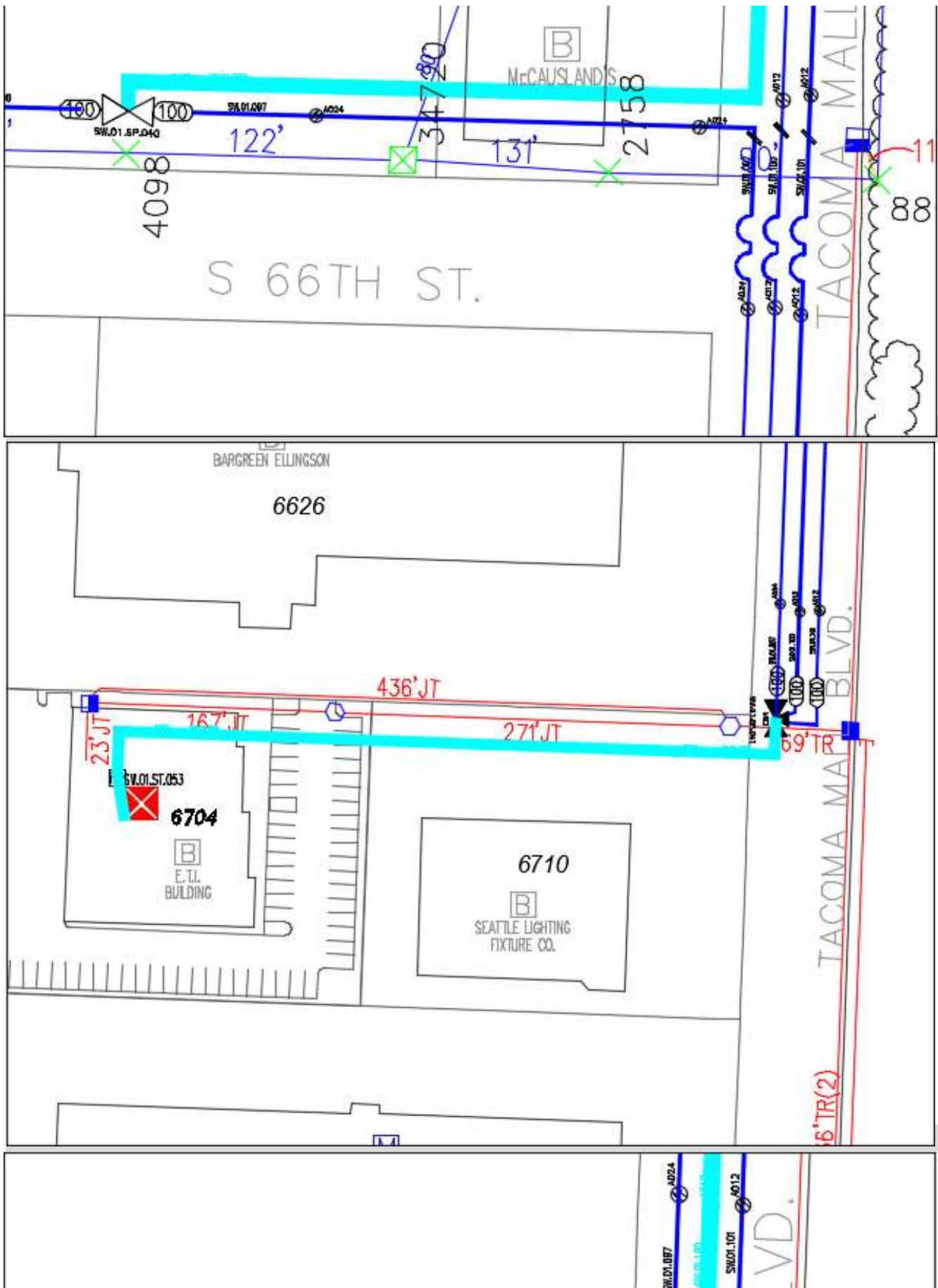






Sheath SW.01.099
 Count 24
 Starting Pole # UG
 Starting Address 6710 Tacoma Mall Blvd
 Ending Address 6704 Tacoma Mall Blvd
 Footage 500
 Notes

Sheath [SW.01.100](#)
 Count 12
 Starting Pole # UG
 Starting Address 6710 Tacoma Mall Blvd
 Ending Address 6409 Tacoma Mall Blvd

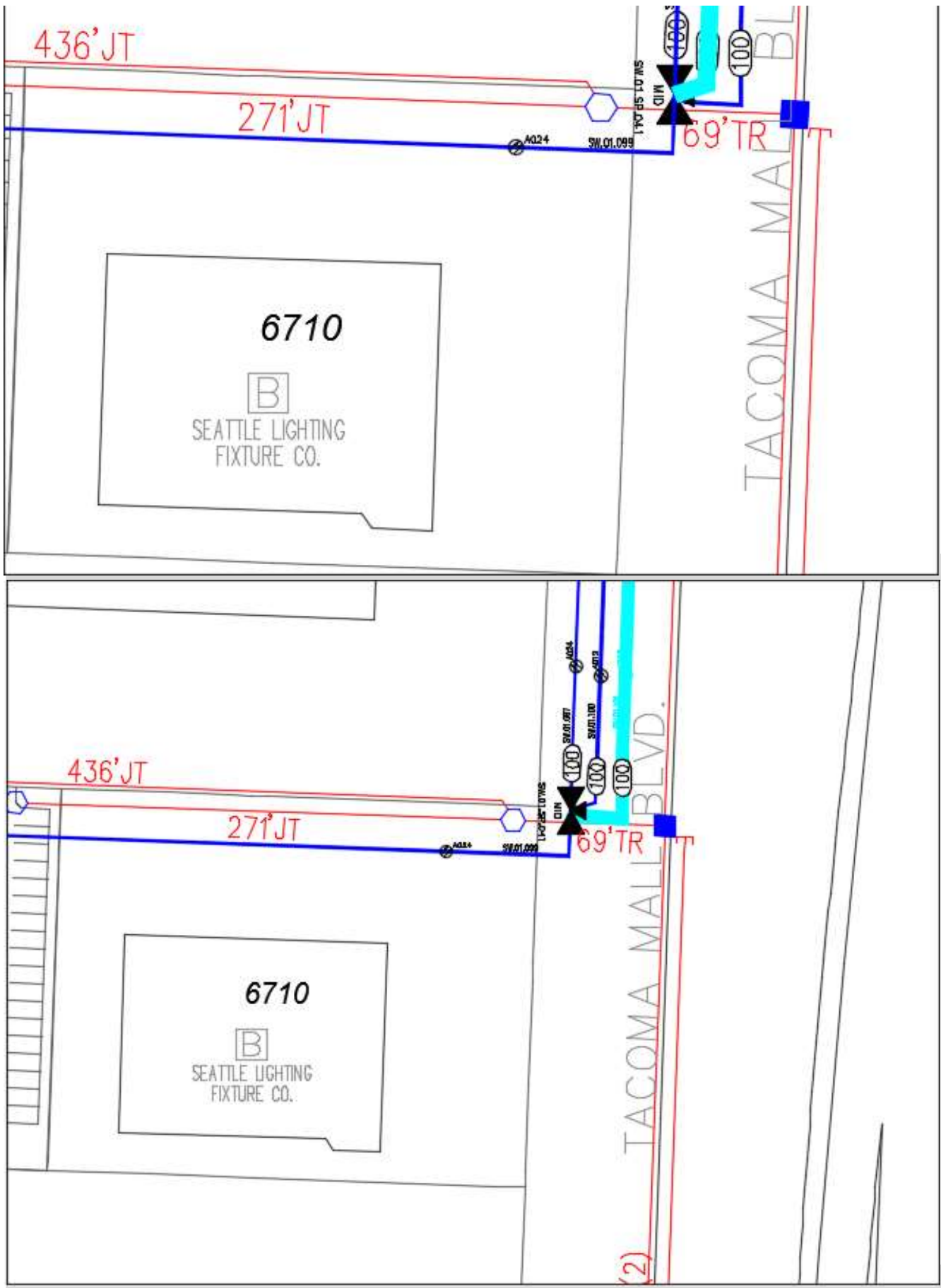






| | |
|---------|------|
| Footage | 1489 |
| Notes | |

| | |
|------------------|---------------------------|
| Sheath | SW.01.101 |
| Count | 12 |
| Starting Pole # | UG |
| Starting Address | 6710 Tacoma Mall Blvd |
| Ending Address | 5869 Tacoma Mall Blvd |
| Footage | 3554 |
| Notes | |

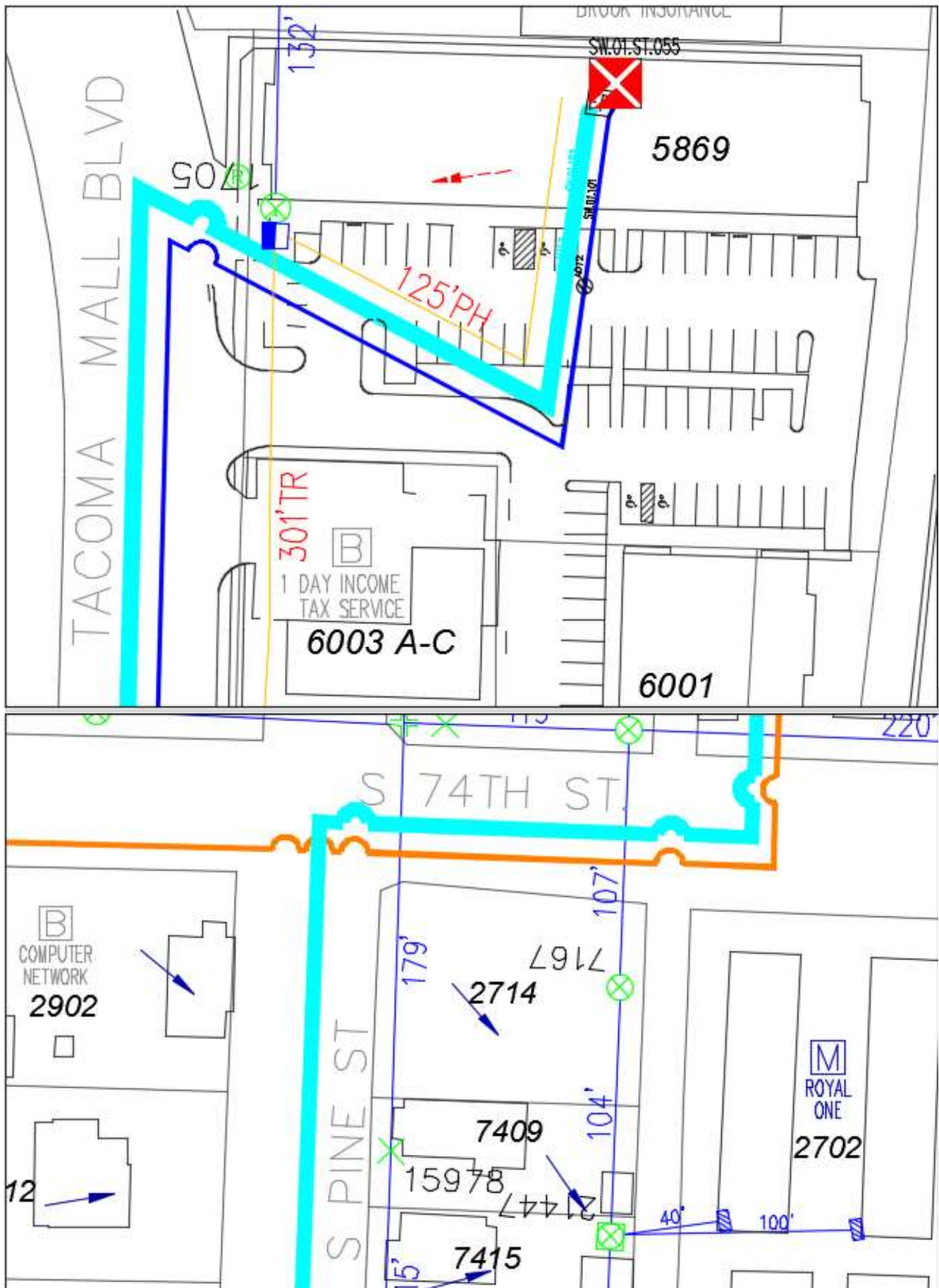




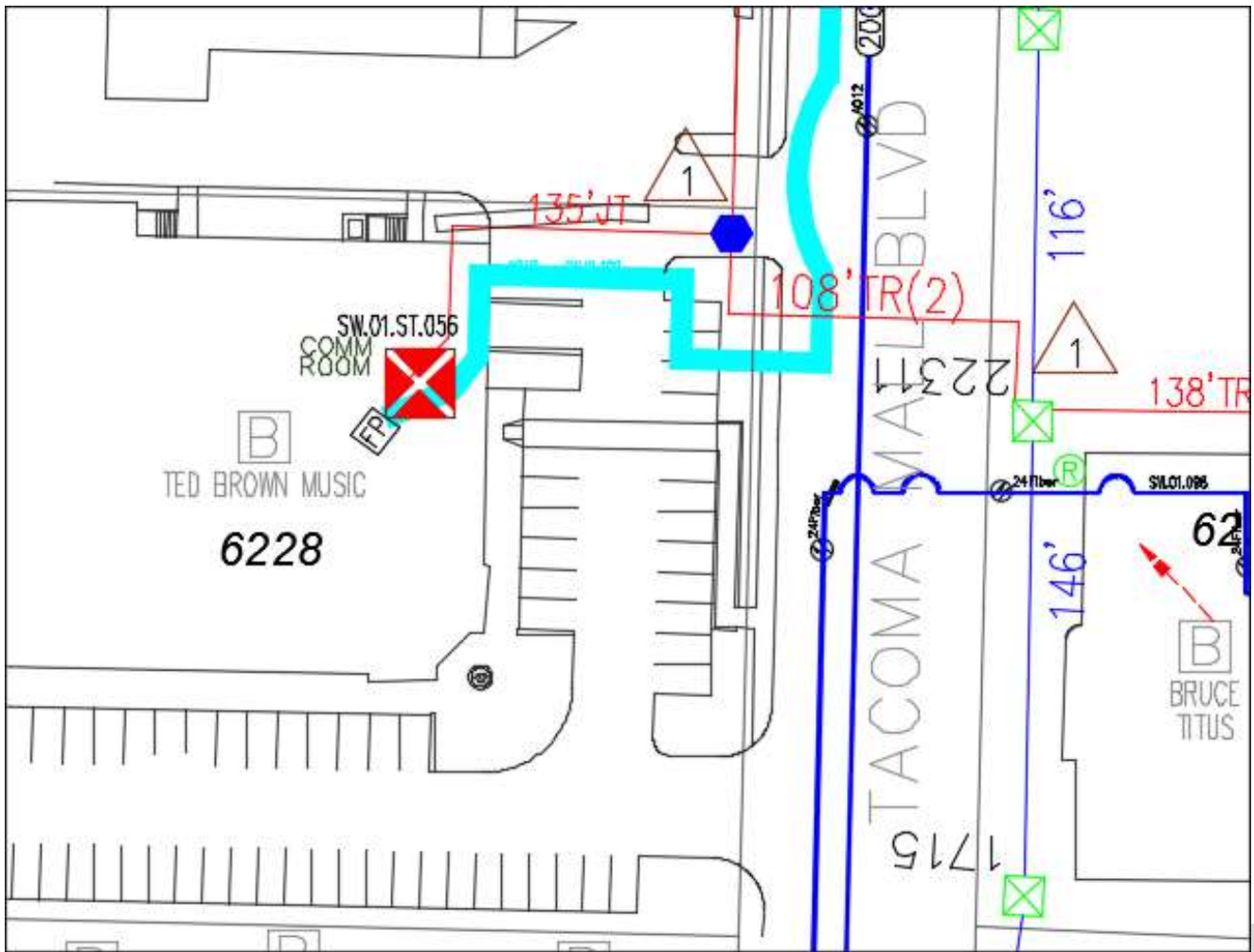


Sheath [SW.01.102](#)
 Count 12
 Starting Pole # UG
 Starting Address 5869 Tacoma Mall Blvd
 Ending Address 6228 Tacoma Mall Blvd
 Footage 2000
 Notes

Sheath SW.01.103
 Count 24
 Starting Pole # 15978
 Starting Address 7409 S Pine ST
 Ending Address 7649 S Pine St
 Footage 1161
 Notes





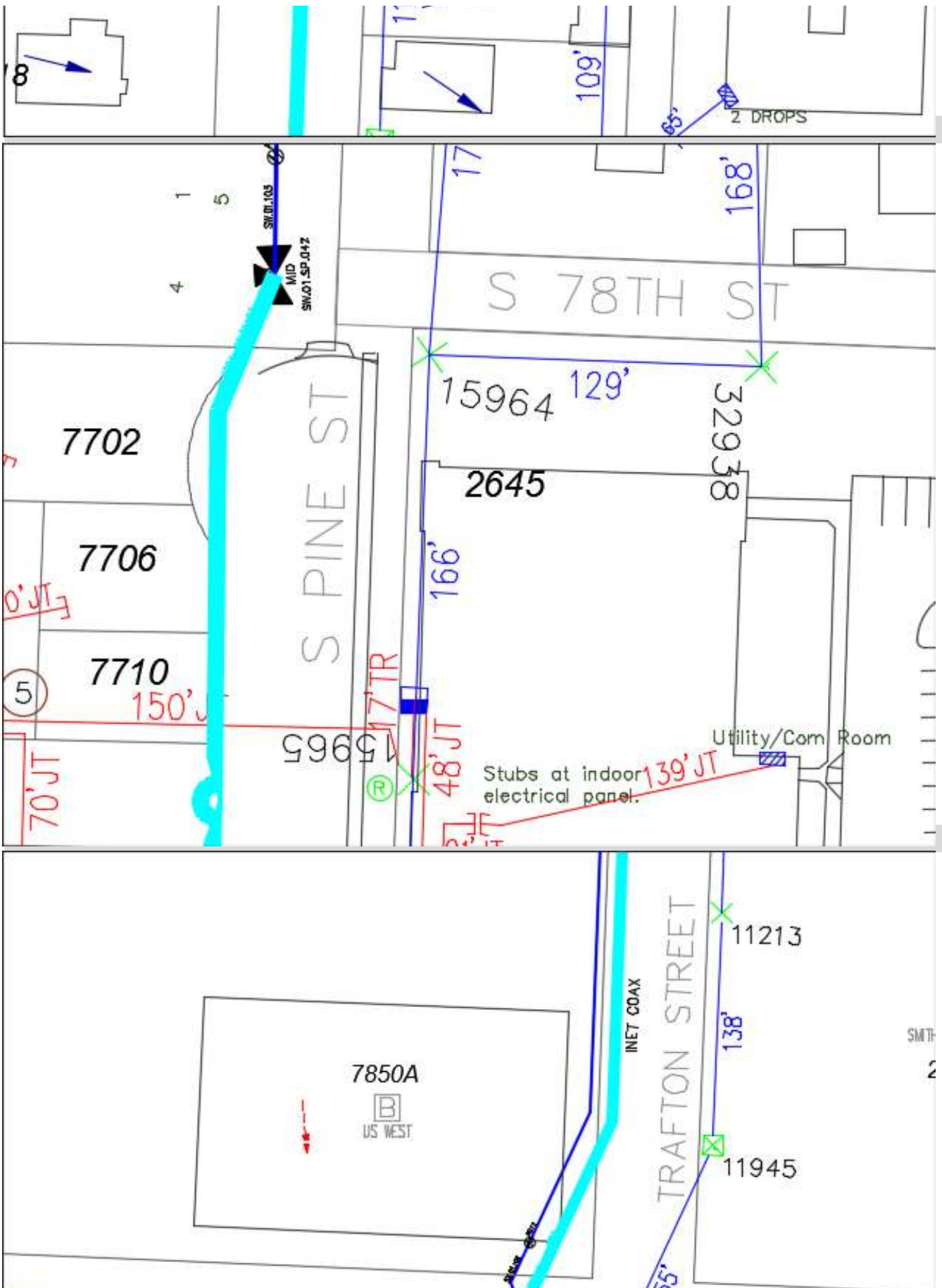




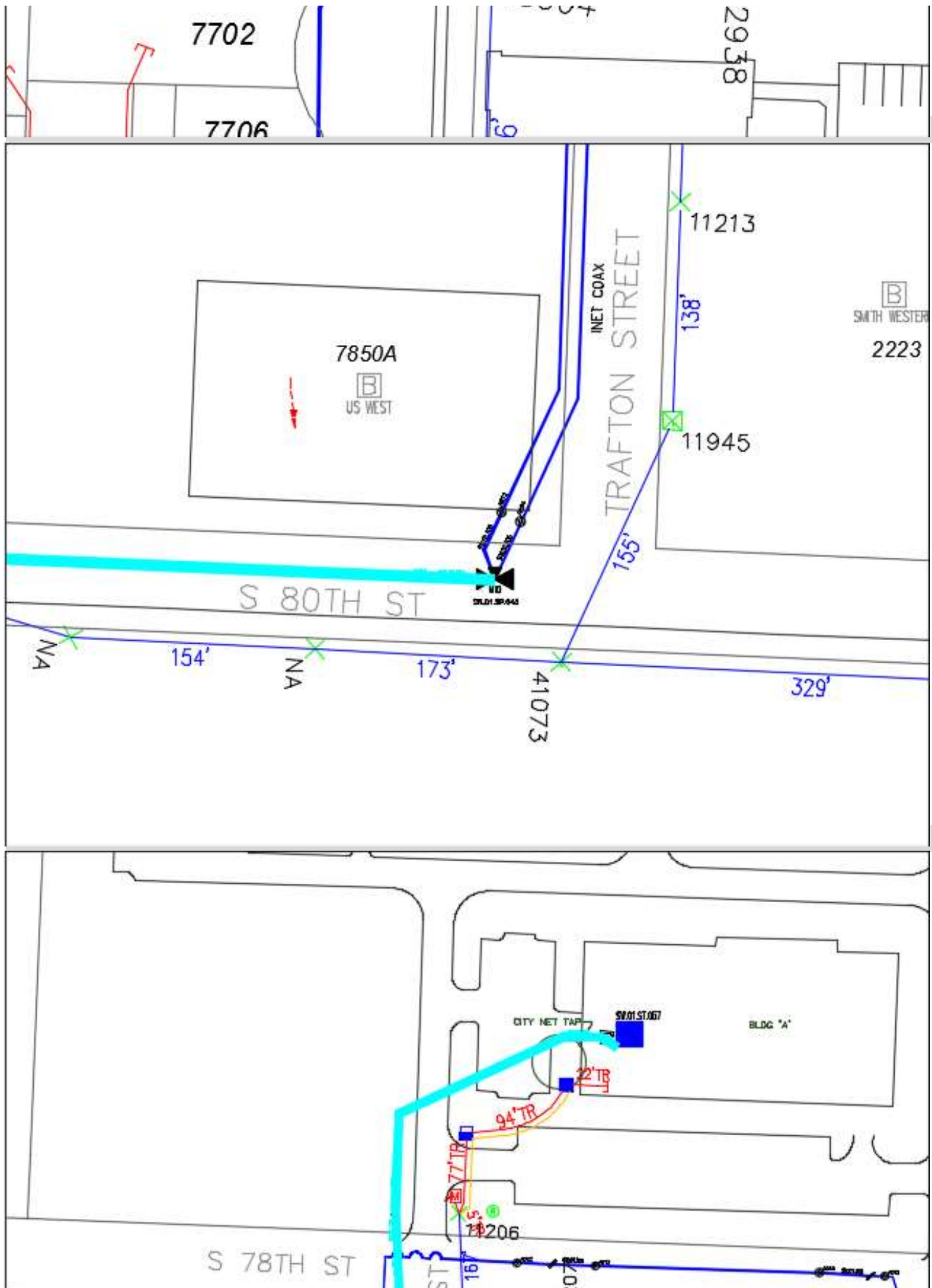
Sheath [SW.01.104](#)
 Count 24
 Starting Pole # 15964
 Starting Address 2645 S 80th St
 Ending Address 7850 S Trafton St
 Footage 2492
 Notes



Sheath [SW.01.105](#)
 Count 24
 Starting Pole # 41073
 Starting Address 7850 S Trafton St
 Ending Address 2201 S 78th St
 Footage 1118
 Notes



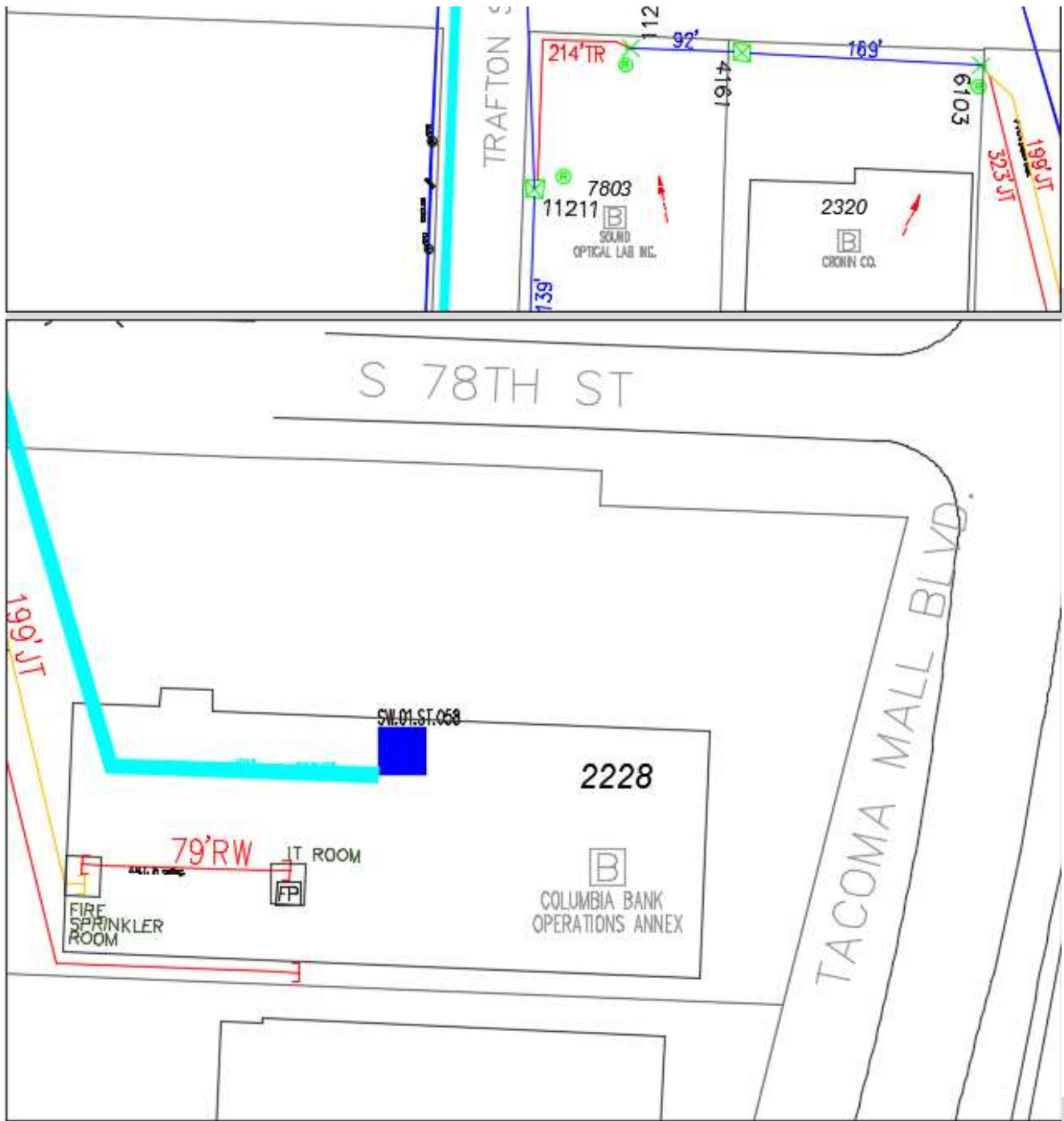




Sheath [SW.01.106](#)
Count 12
Starting Pole # 41073
Starting Address 7850 S Trafton St
Ending Address 2228 S 78th St
Footage 1792
Notes

Sheath SW.01.109
Count 24
Starting Pole # 18167
Starting Address 7429 S Tacoma Way
Ending Address 7401 S Tacoma Way
Footage
Notes



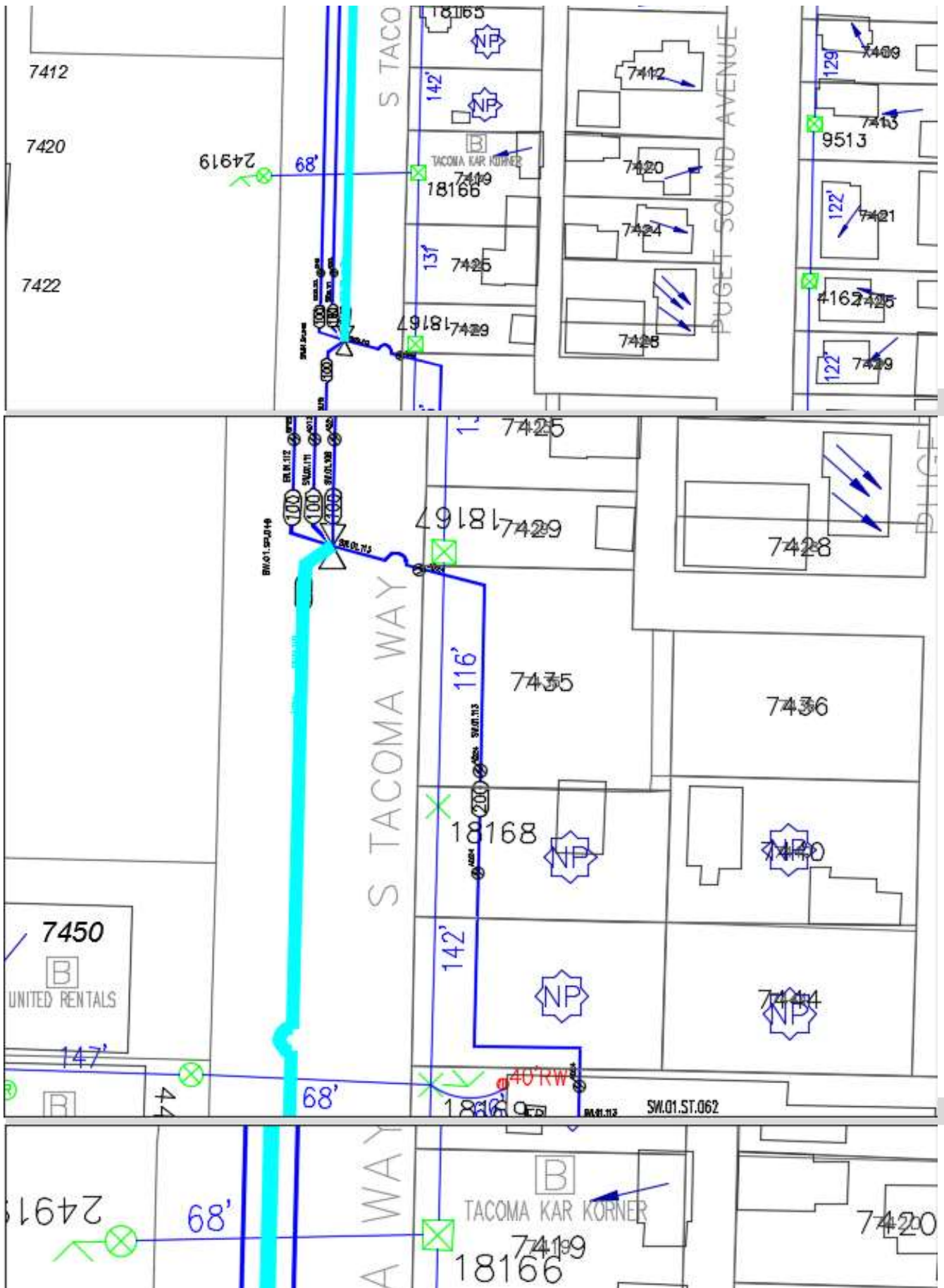




Sheath [SW.01.110](#)
 Count 24
 Starting Pole # 18167
 Starting Address 7429 S Tacoma Way
 Ending Address 7802 S Tacoma Way
 Footage 1536
 Notes



Sheath [SW.01.111](#)
 Count 12
 Starting Pole # 18167
 Starting Address 7429 S Tacoma Way
 Ending Address 7201 S Tacoma Way
 Footage 1398





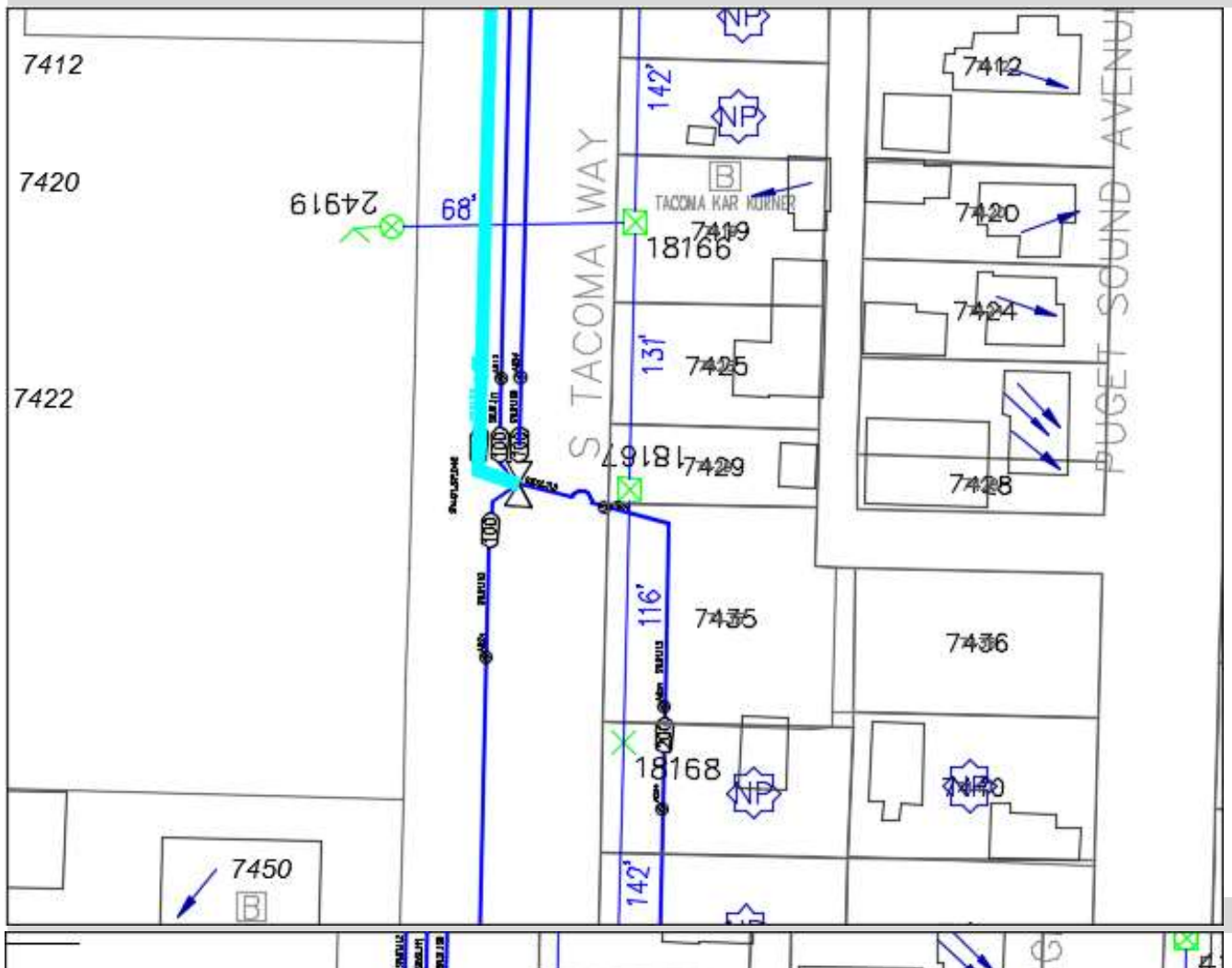
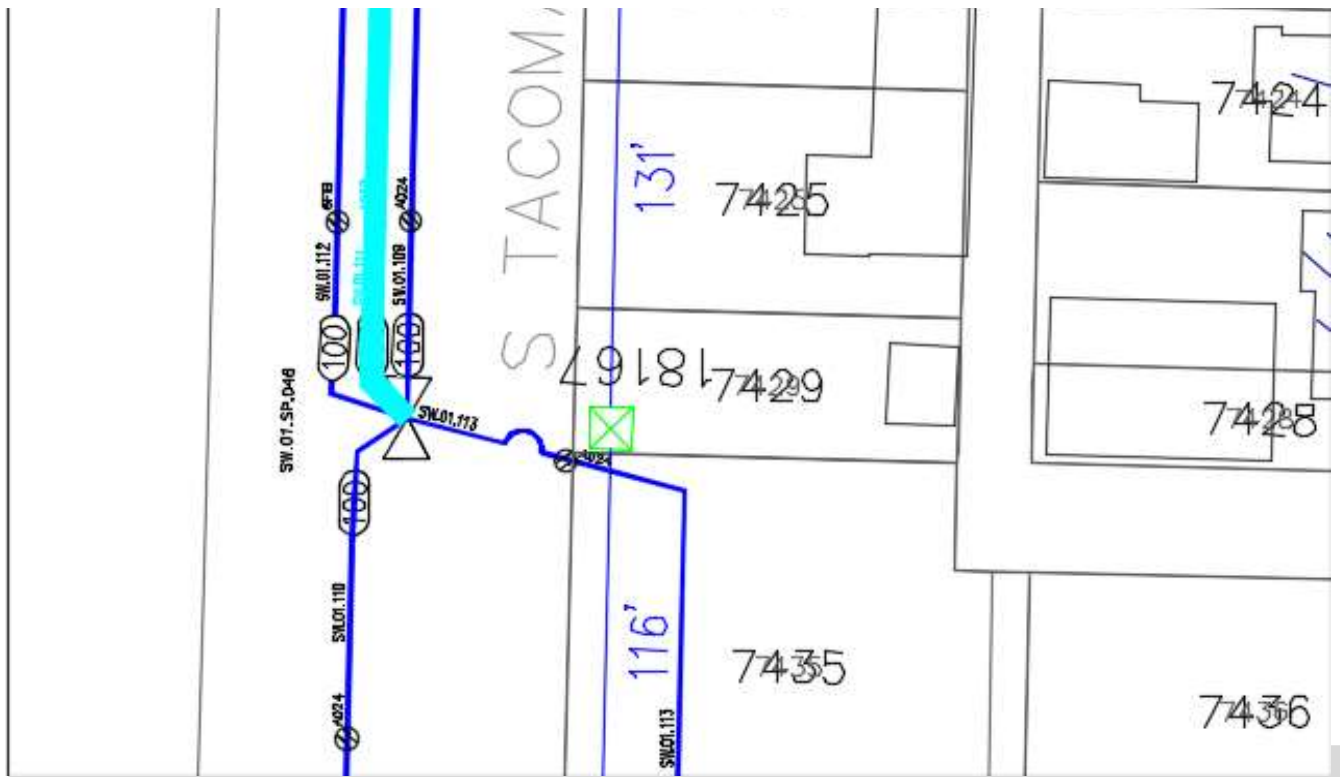
Notes



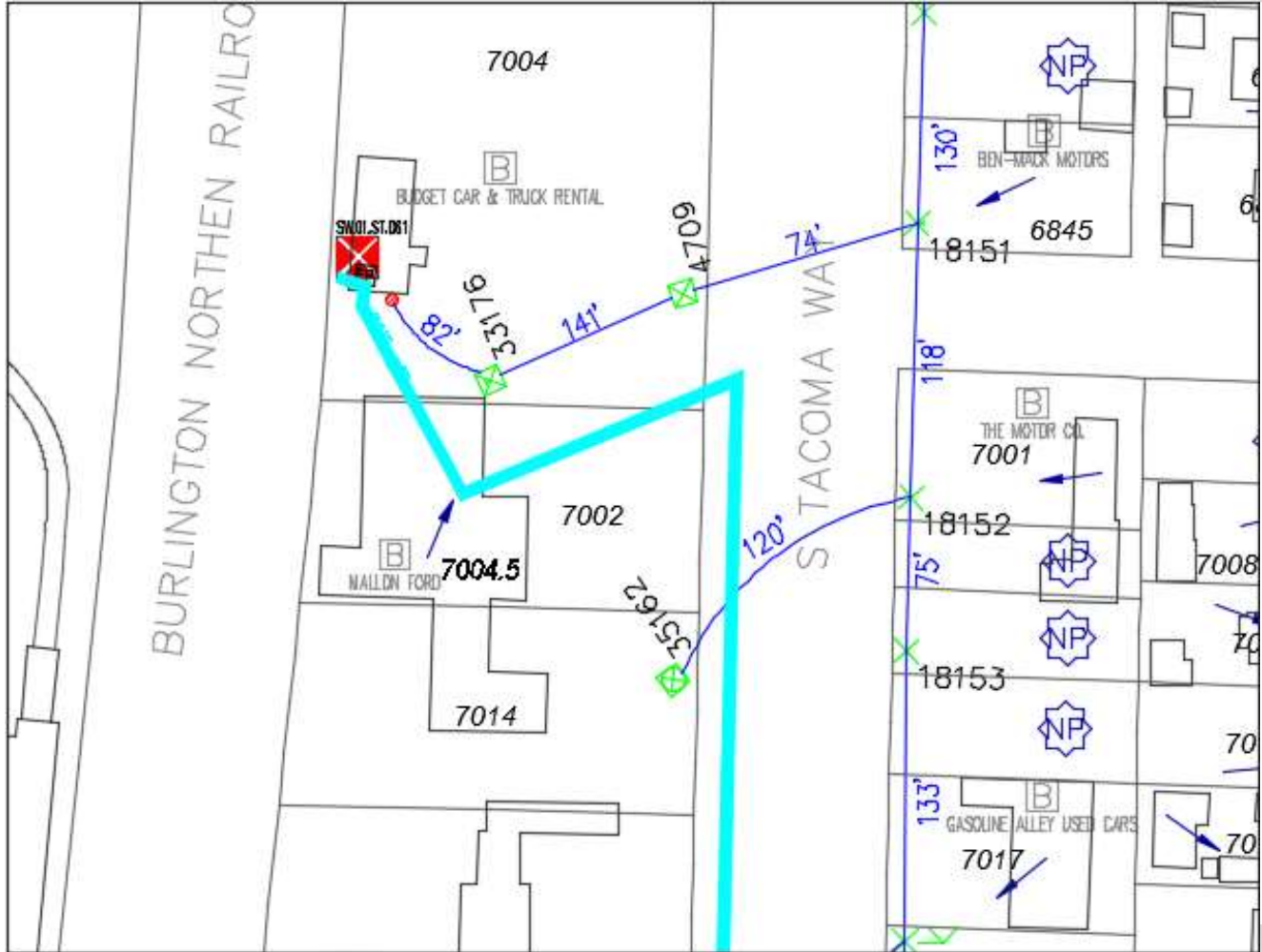
Sheath [SW.01.112](#)
 Count 6
 Starting Pole # 18167
 Starting Address 7429 S Tacoma Way
 Ending Address 7004 S Tacoma Way
 Footage 2156
 Notes



Sheath SW.01.113

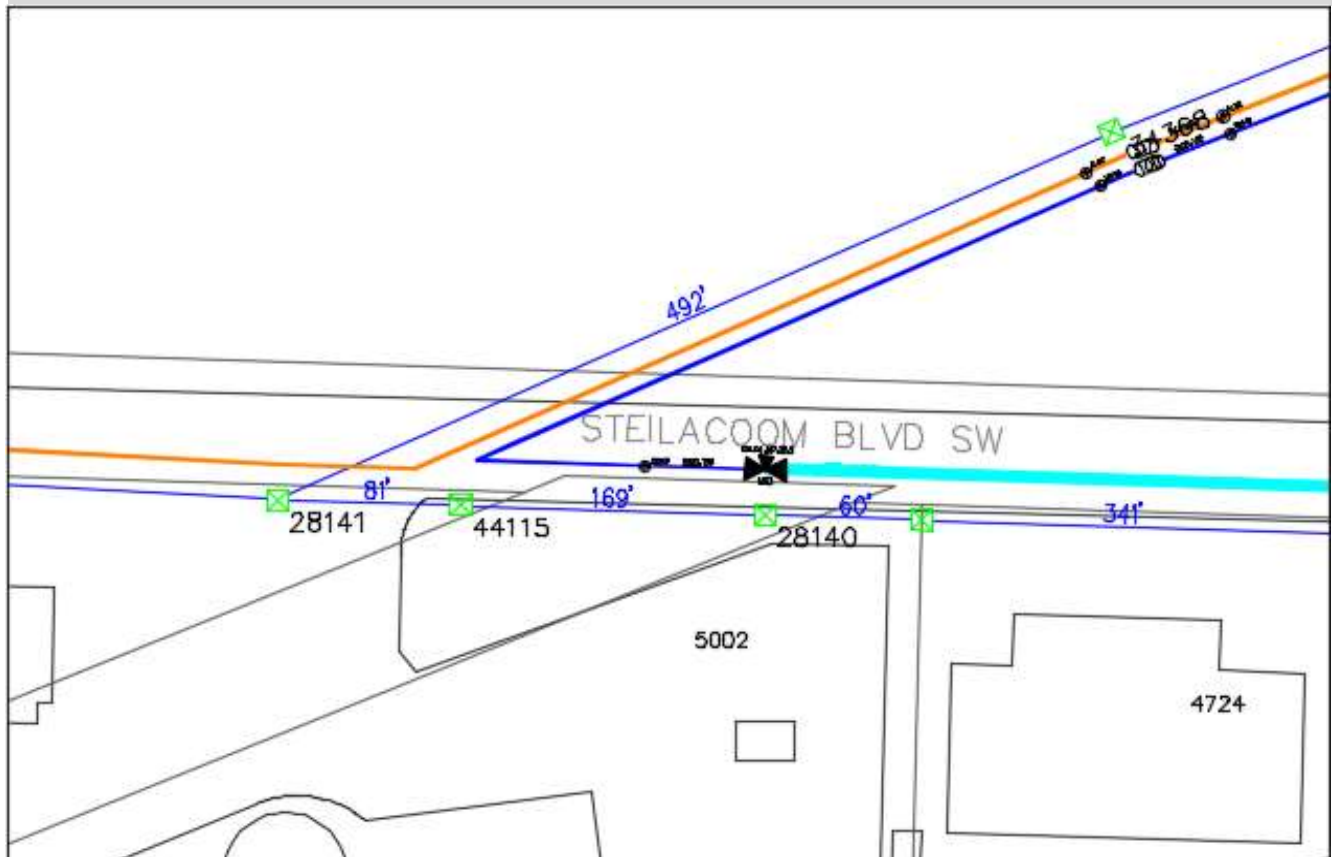






Count 24
 Starting Pole # 18167
 Starting Address 7429 S Tacoma Way
 Ending Address 7601 S Tacoma Way
 Footage 608
 Notes

Sheath [SW.01.124](#)
 Count 36
 Starting Pole # 28140
 Starting Address 5002 Steilacoom Blvd SW
 Ending Address 4100 Steilacoom Blvd SW
 Footage 2430
 Notes



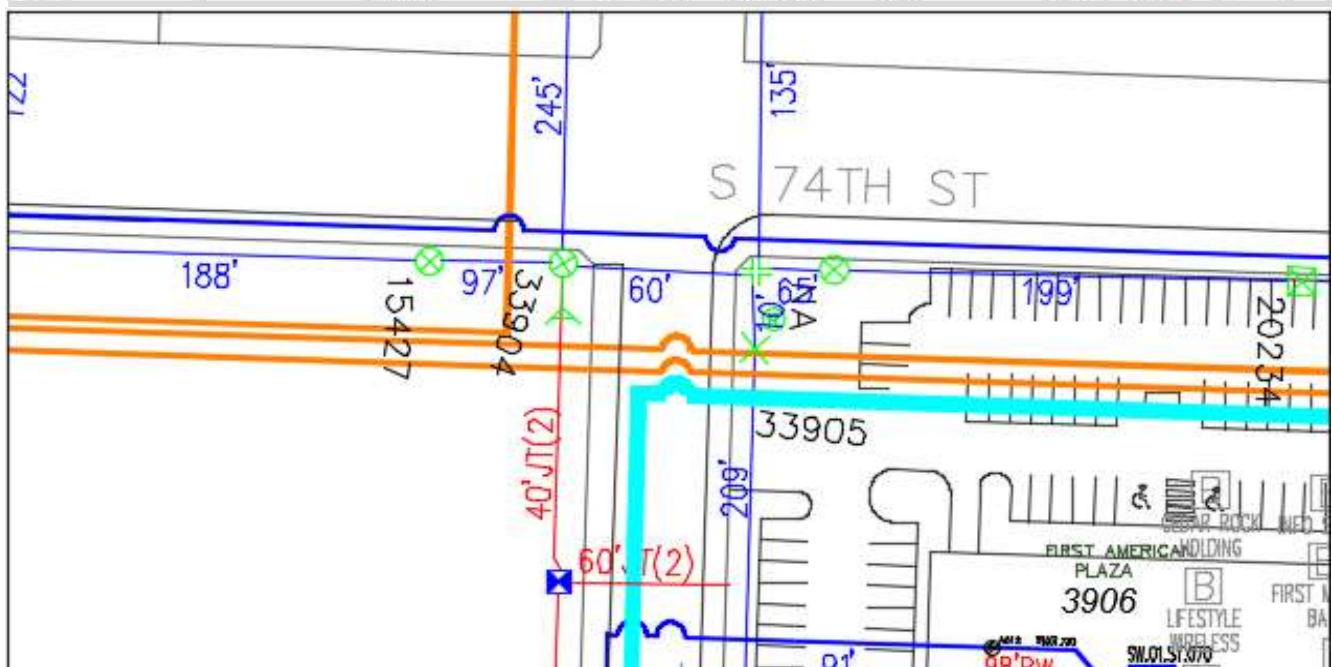
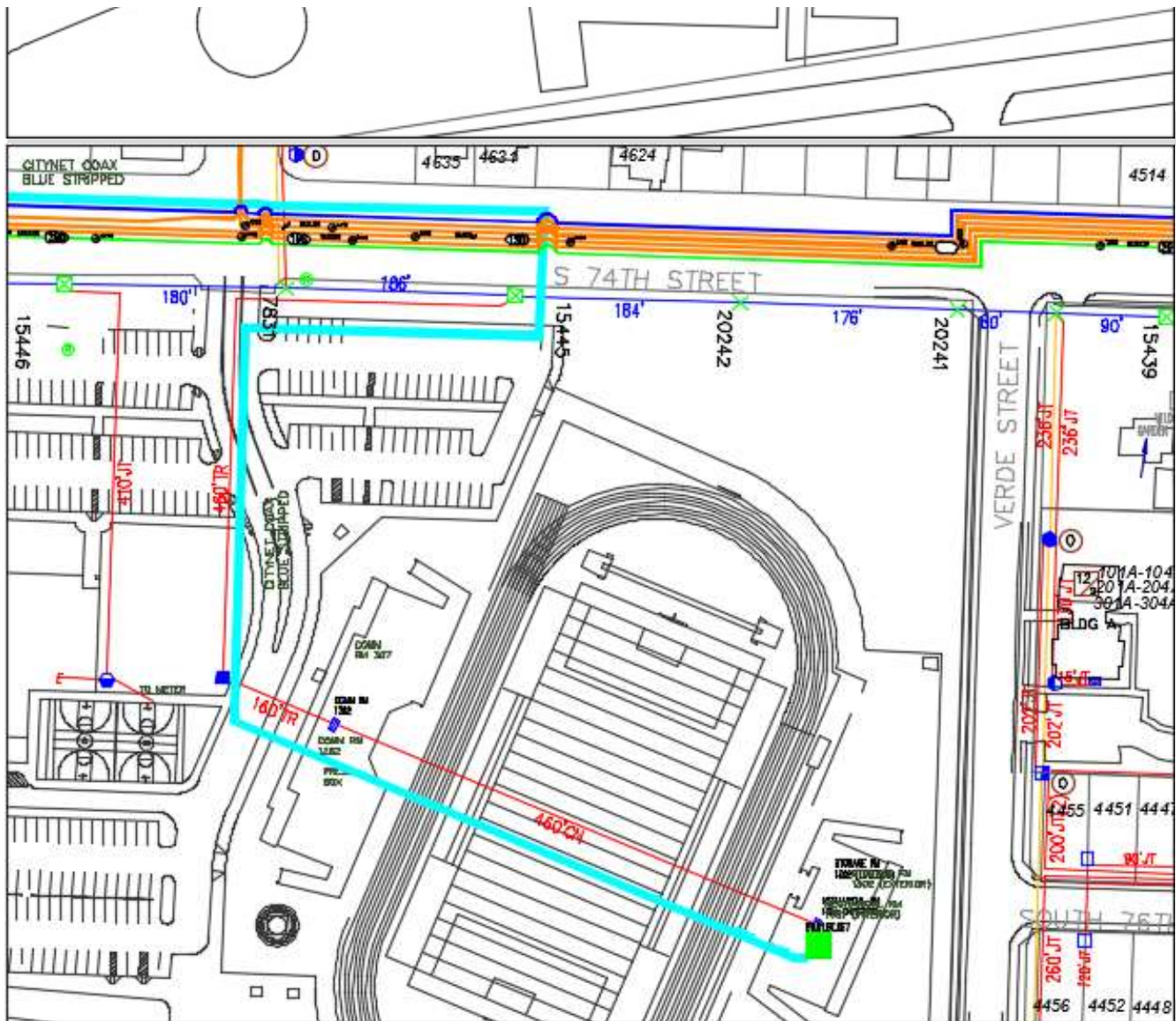




| | |
|------------------|----------------|
| Sheath | SW.01.125 |
| Count | 12 |
| Starting Pole # | UG |
| Starting Address | 4200 S 74th St |
| Ending Address | |
| Footage | 620 |
| Notes | |



| | |
|------------------|----------------|
| Sheath | SW.01.127 |
| Count | 24 |
| Starting Pole # | 33905 |
| Starting Address | 3906 S 74th St |
| Ending Address | |
| Footage | 458 |
| Notes | |





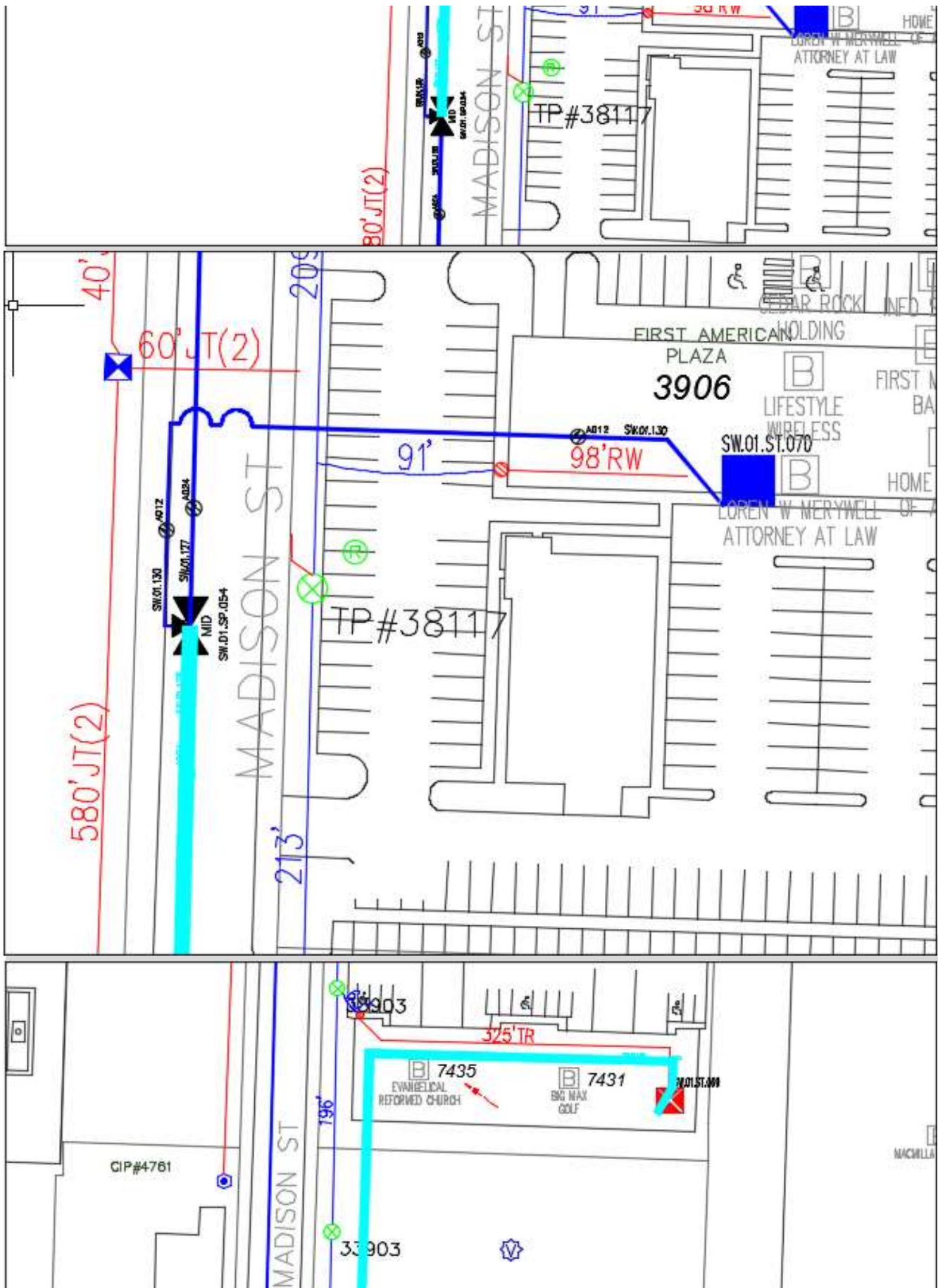




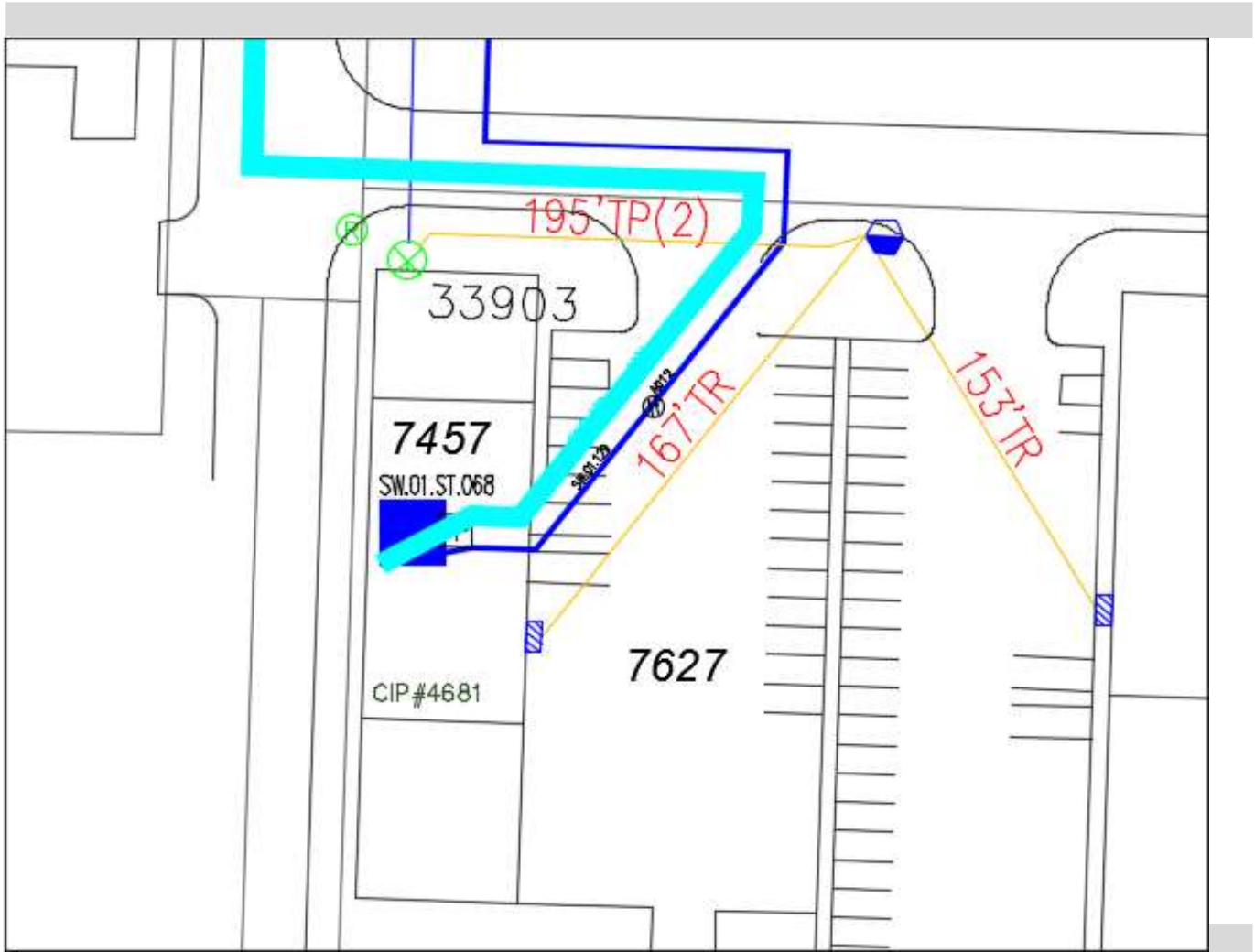
Sheath [SW.01.128](#)
 Count 24
 Starting Pole # 38117
 Starting Address 3906 S 74th St
 Ending Address 7457 S Madison St
 Footage 1132
 Notes



Sheath SW.01.129
 Count 12
 Starting Pole # UG
 Starting Address 7457 S Madison St
 Ending Address 7435 S Madison St
 Footage 1356
 Notes

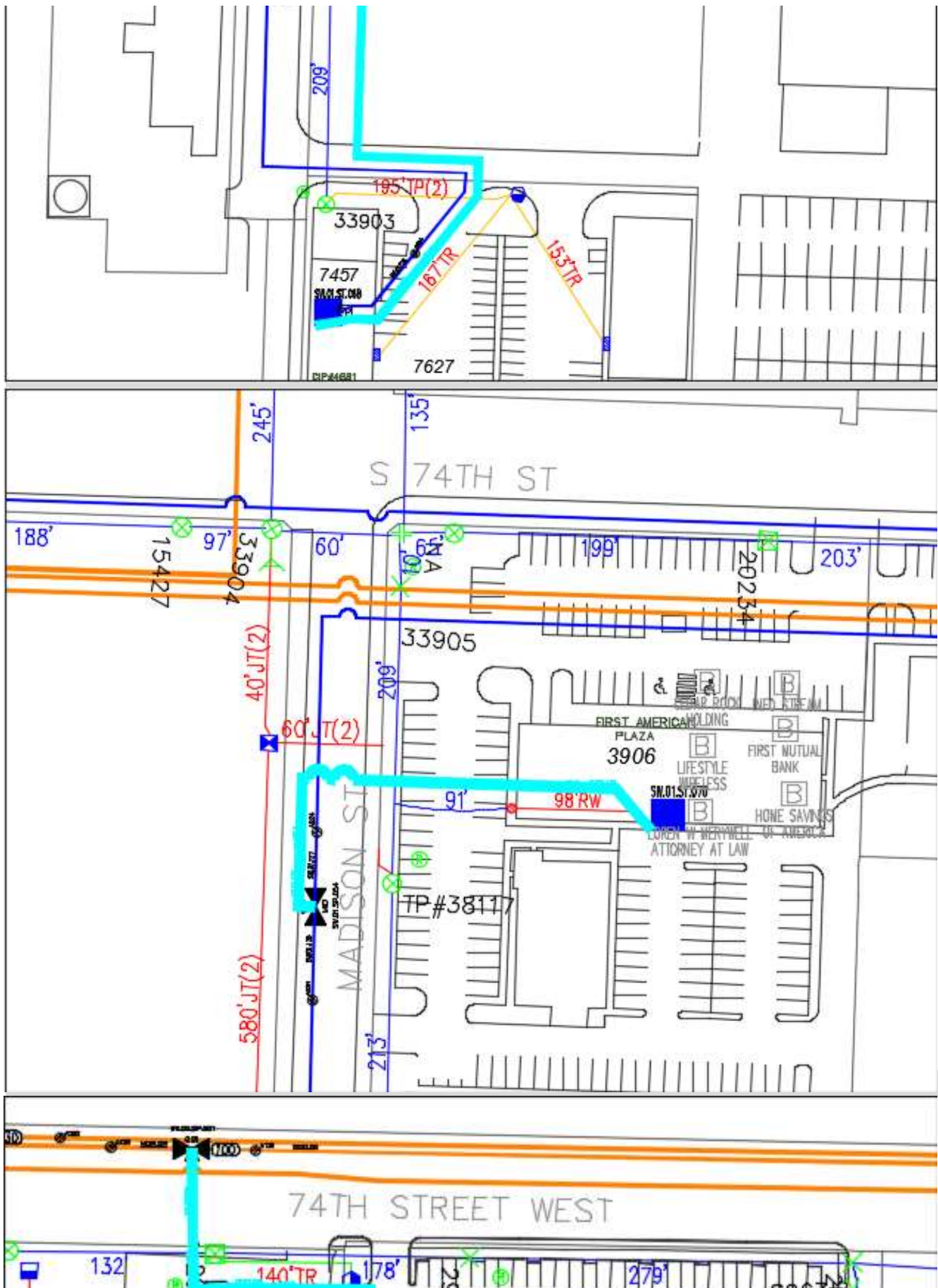







Sheath SW.01.130
Count 12
Starting Pole # 38117
Starting Address 3906 S Madison St
Ending Address
Footage 258
Notes

Sheath SW.02.003
Count 12
Starting Pole # UG
Starting Address 5210 74th St W
Ending Address
Footage 235
Notes







| | |
|------------------|-------------------|
| Sheath | SW.02.004 |
| Count | 24 |
| Starting Pole # | 42077 |
| Starting Address | 6021 Orchard St W |
| Ending Address | 5911 Orchard St W |
| Footage | 482 |
| Notes | |

| | |
|--------|---------------------------|
| Sheath | SW.02.010 |
| Count | 24 |

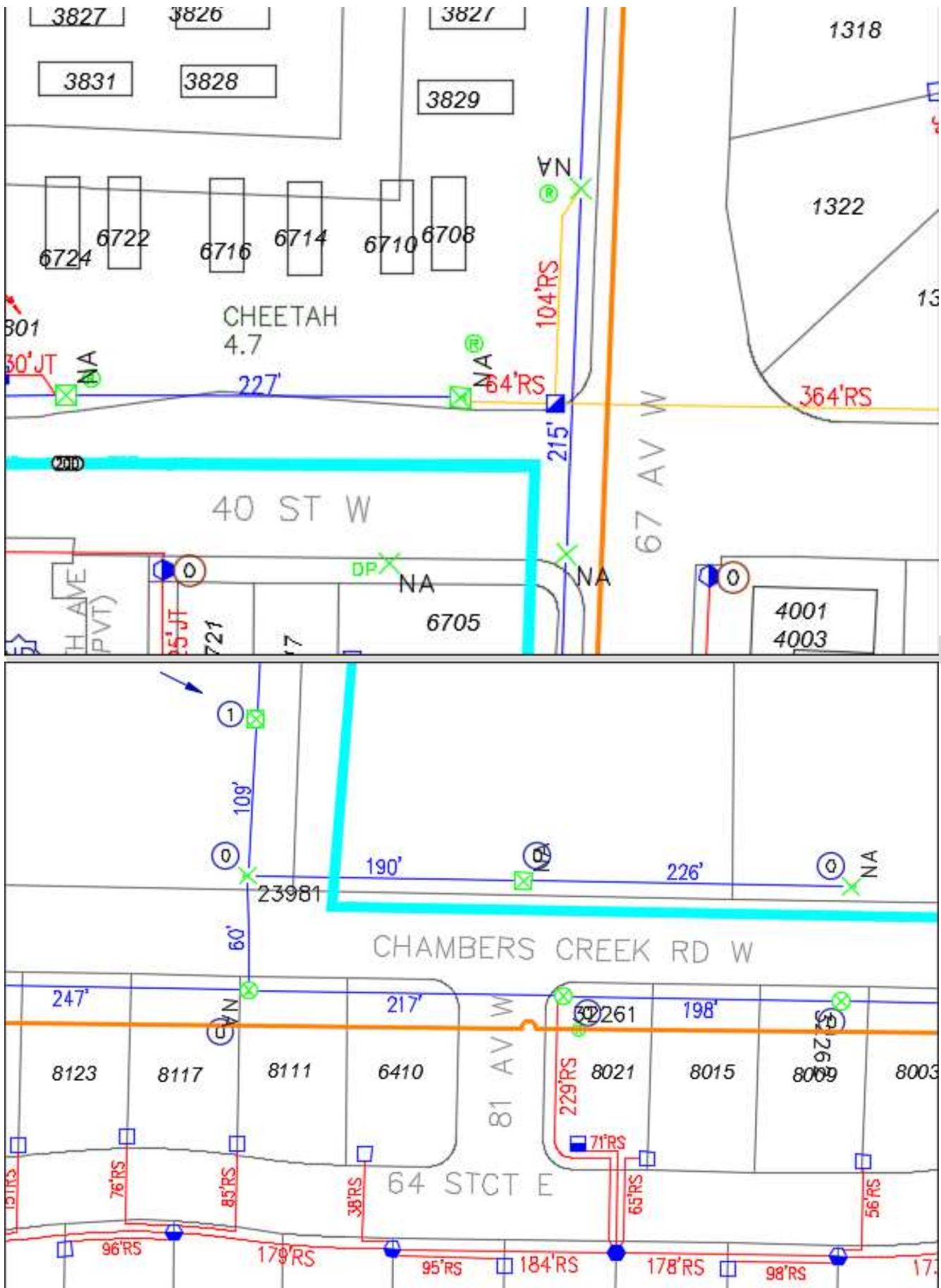




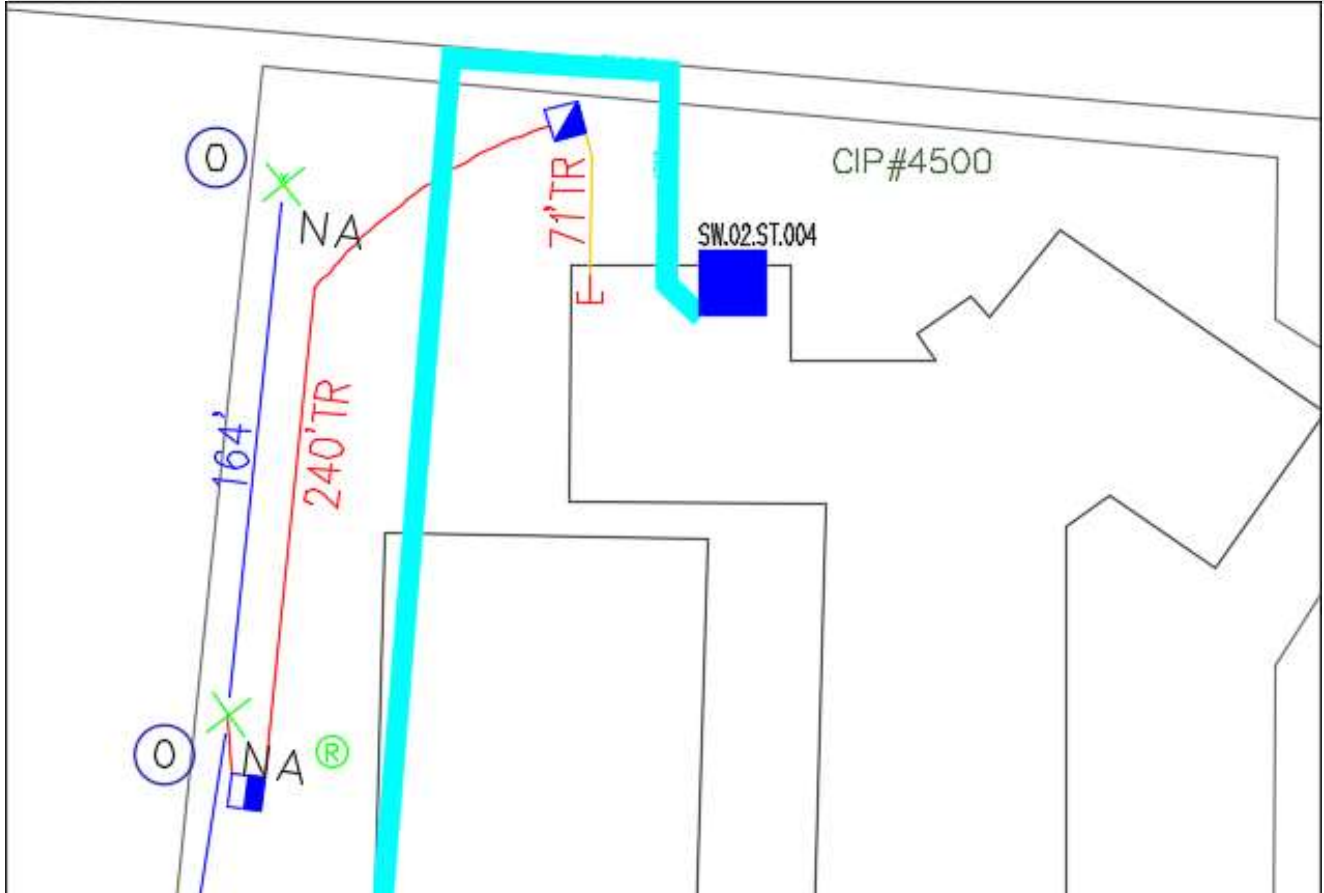
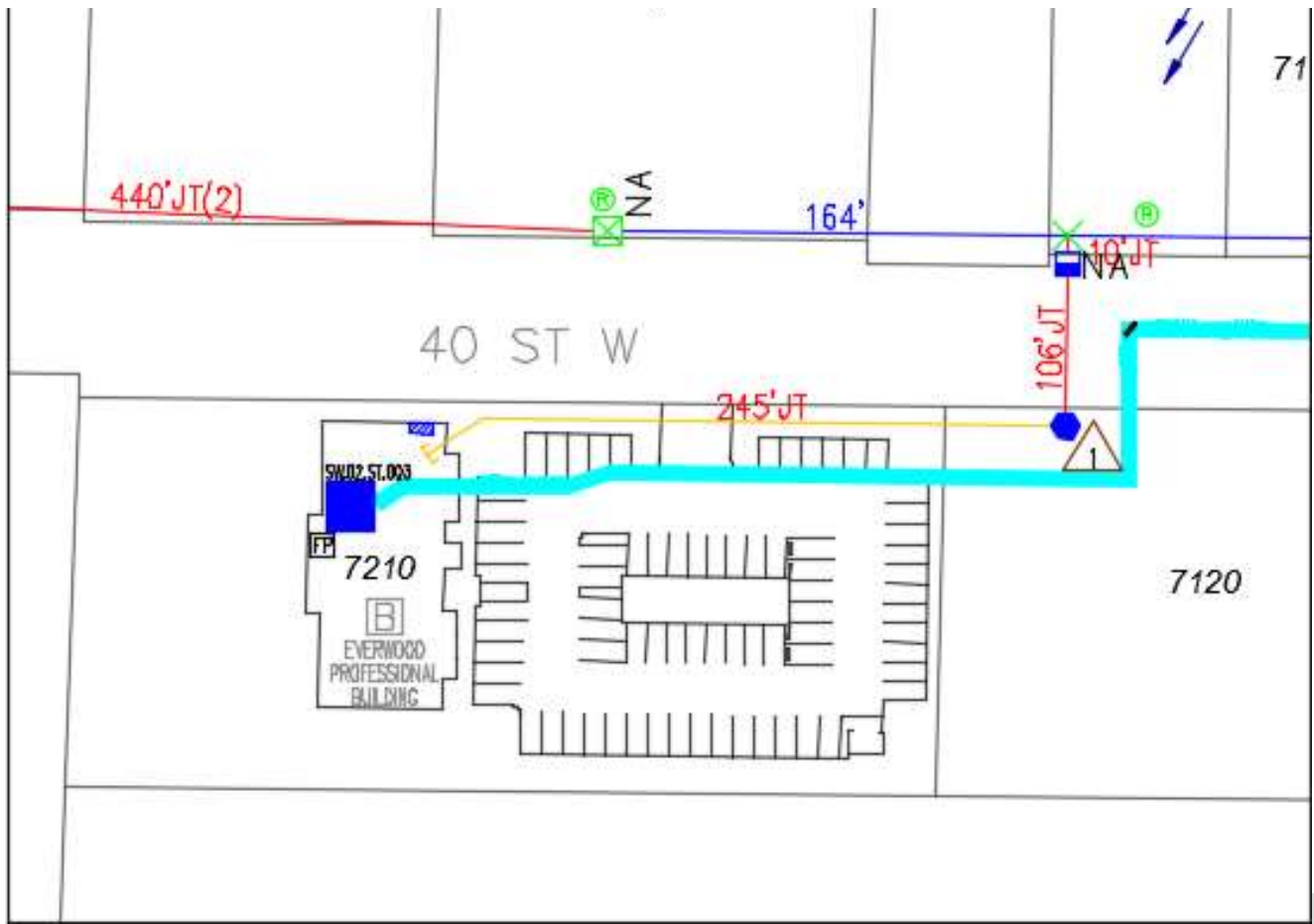
| | | | | | | | | |
|--|--|------|--|--|--|--|--|--|
| | | 7201 | | | | | | |
|--|--|------|--|--|--|--|--|--|

Starting Pole # NA
 Starting Address 6708 39th St W
 Ending Address 7210 40th St W
 Footage 1828
 Notes

Sheath [SW.02.014](#)
 Count 12
 Starting Pole # 23981
 Starting Address 7723 Chambers Creek Rd W
 Ending Address 7723 Chambers Creek Rd W
 Footage 1118
 Notes





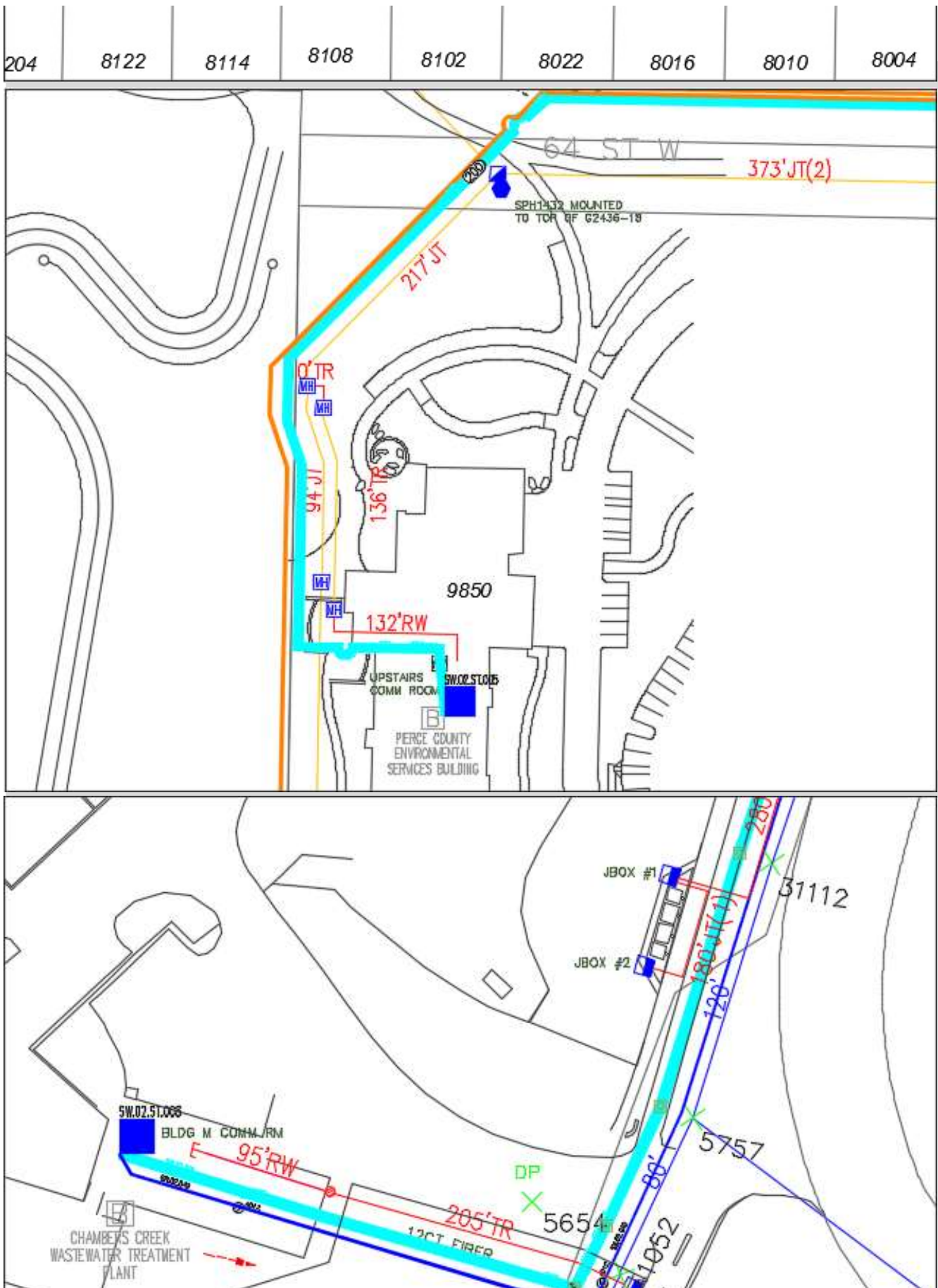




| | |
|------------------|----------------|
| Sheath | SW.02.015 |
| Count | 24 |
| Starting Pole # | UG |
| Starting Address | 9850 64th St W |
| Ending Address | |
| Footage | 278 |
| Notes | |



| | |
|------------------|---------------------------|
| Sheath | SW.02.018 |
| Count | 12 |
| Starting Pole # | 31112 |
| Starting Address | 10311 Chambers Creek Rd W |
| Ending Address | |
| Footage | 530 |
| Notes | |





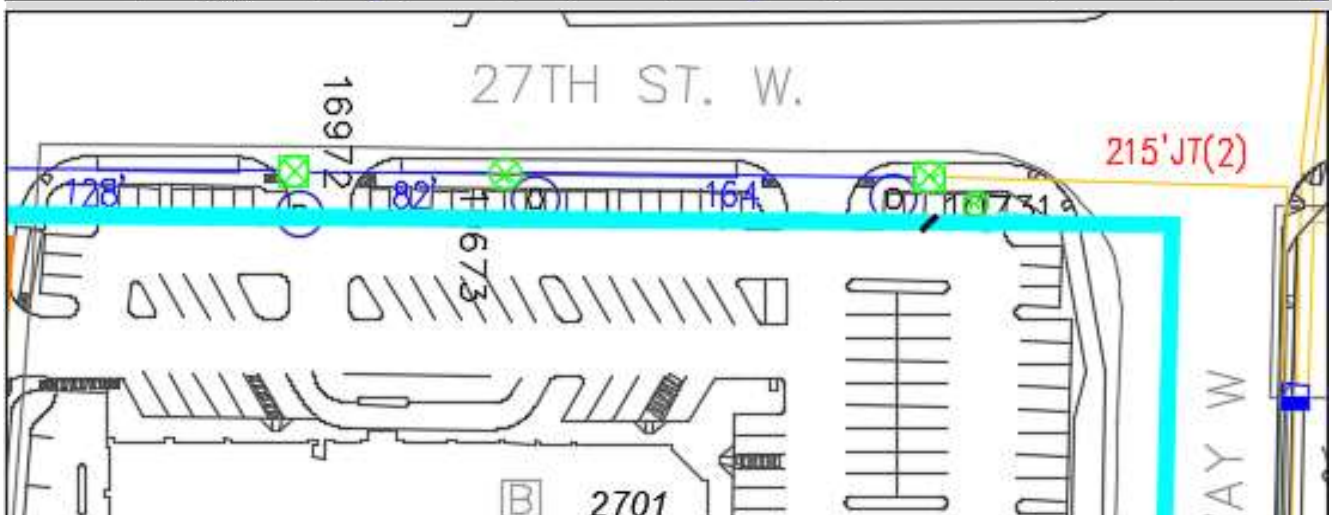
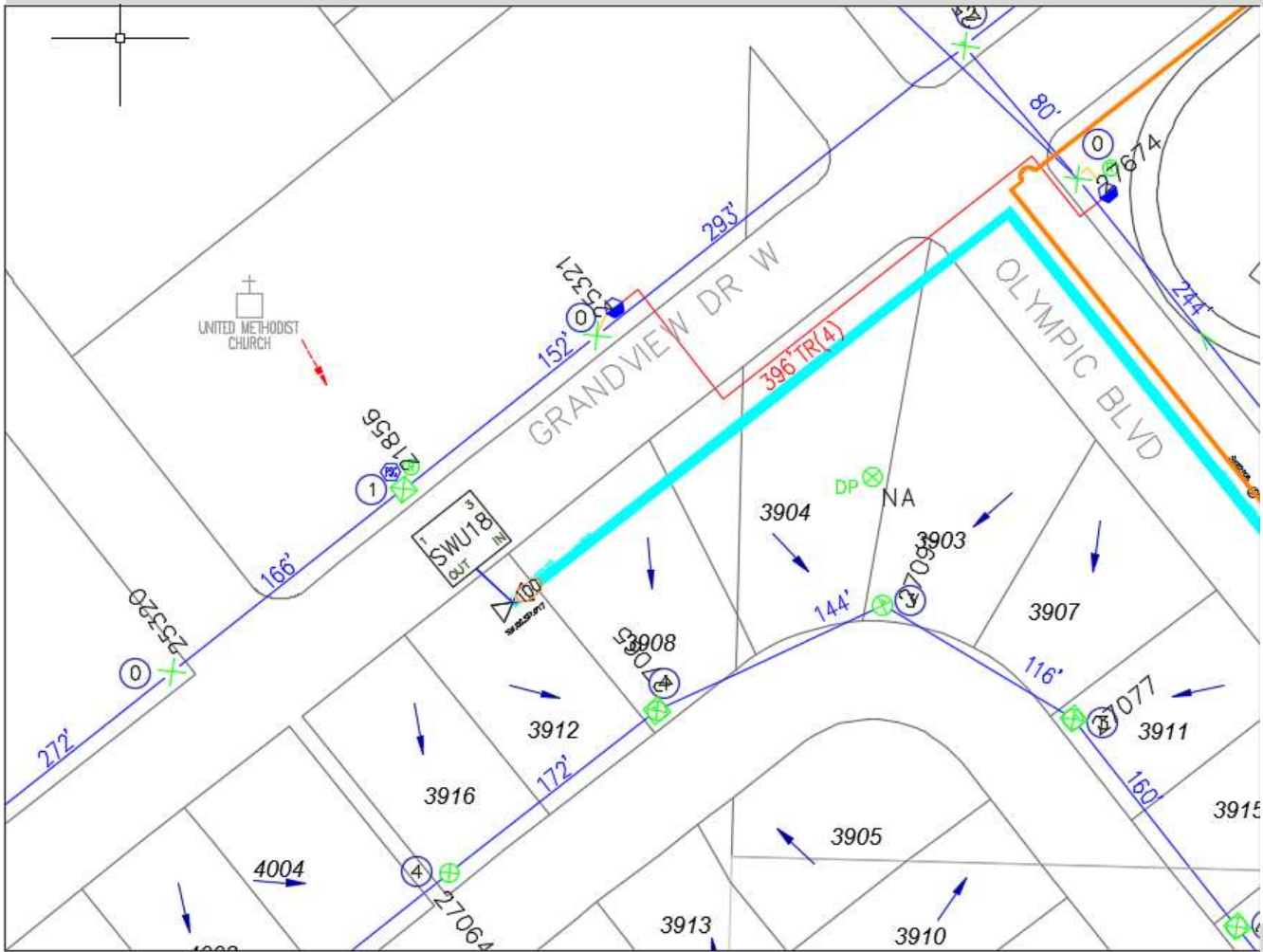
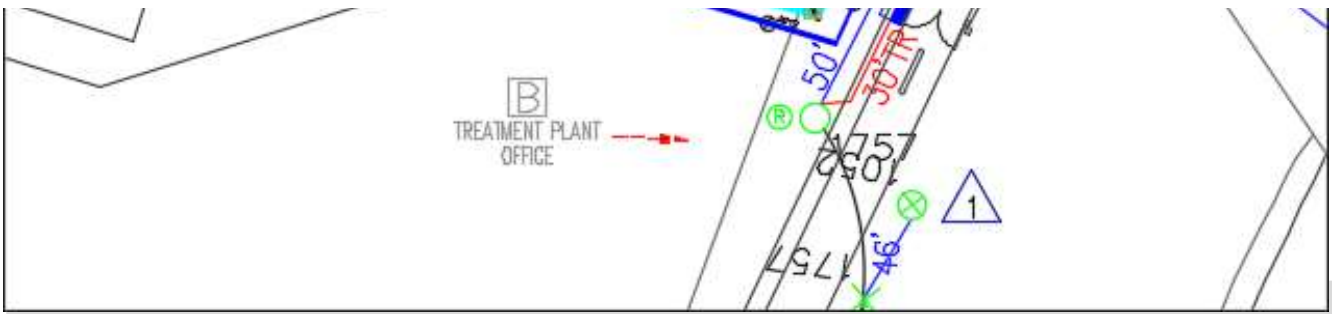




Sheath SW.02.025
Count 6
Starting Pole # 25321
Starting Address 3912 Grandview Dr W
Ending Address
Footage 152
Notes



Sheath [SW.02.029](#)
Count 24
Starting Pole # 16972
Starting Address 2701 Bridgeport Way W
Ending Address 2901 Bridgeport Way W
Footage 1119
Notes





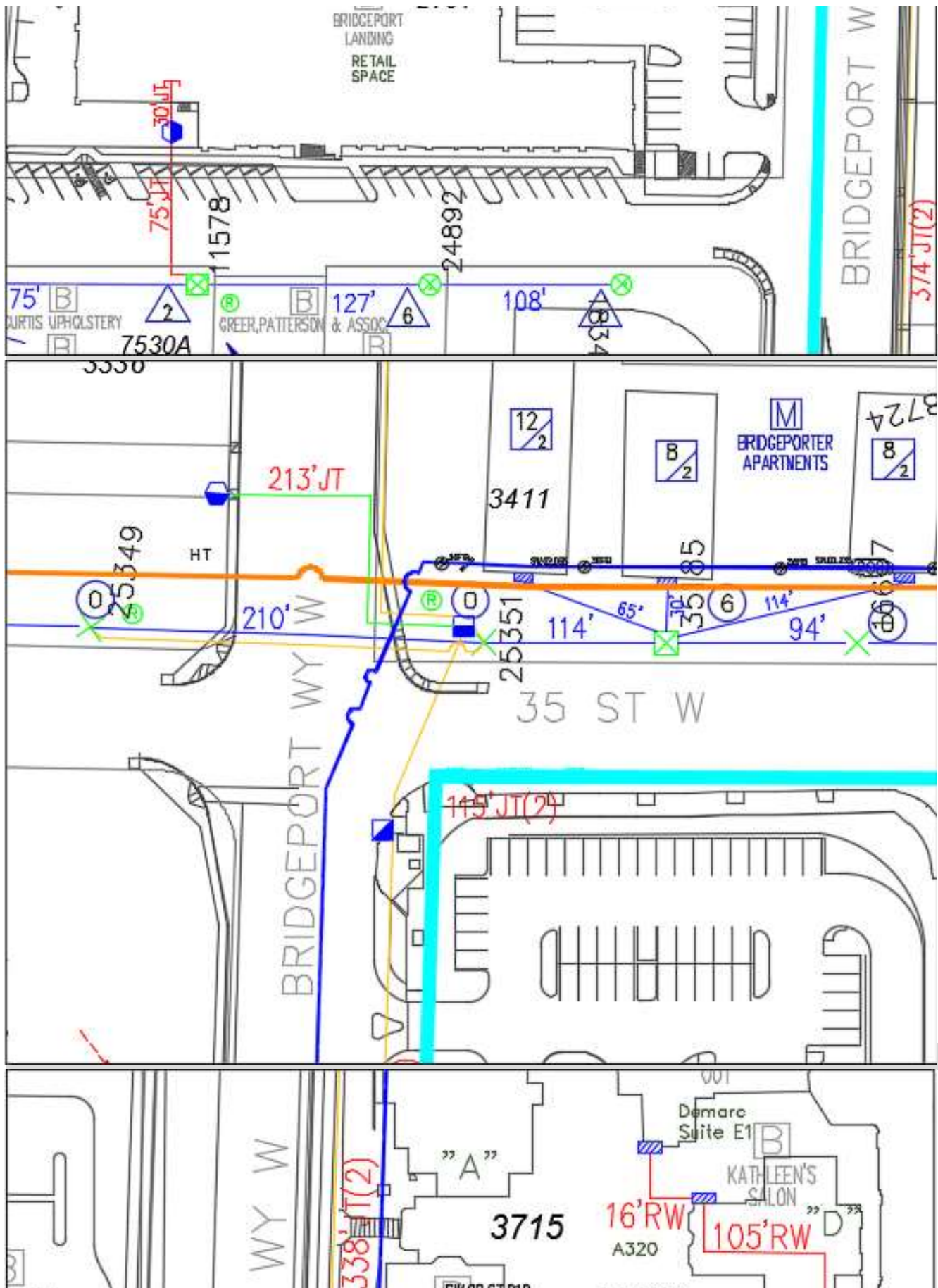




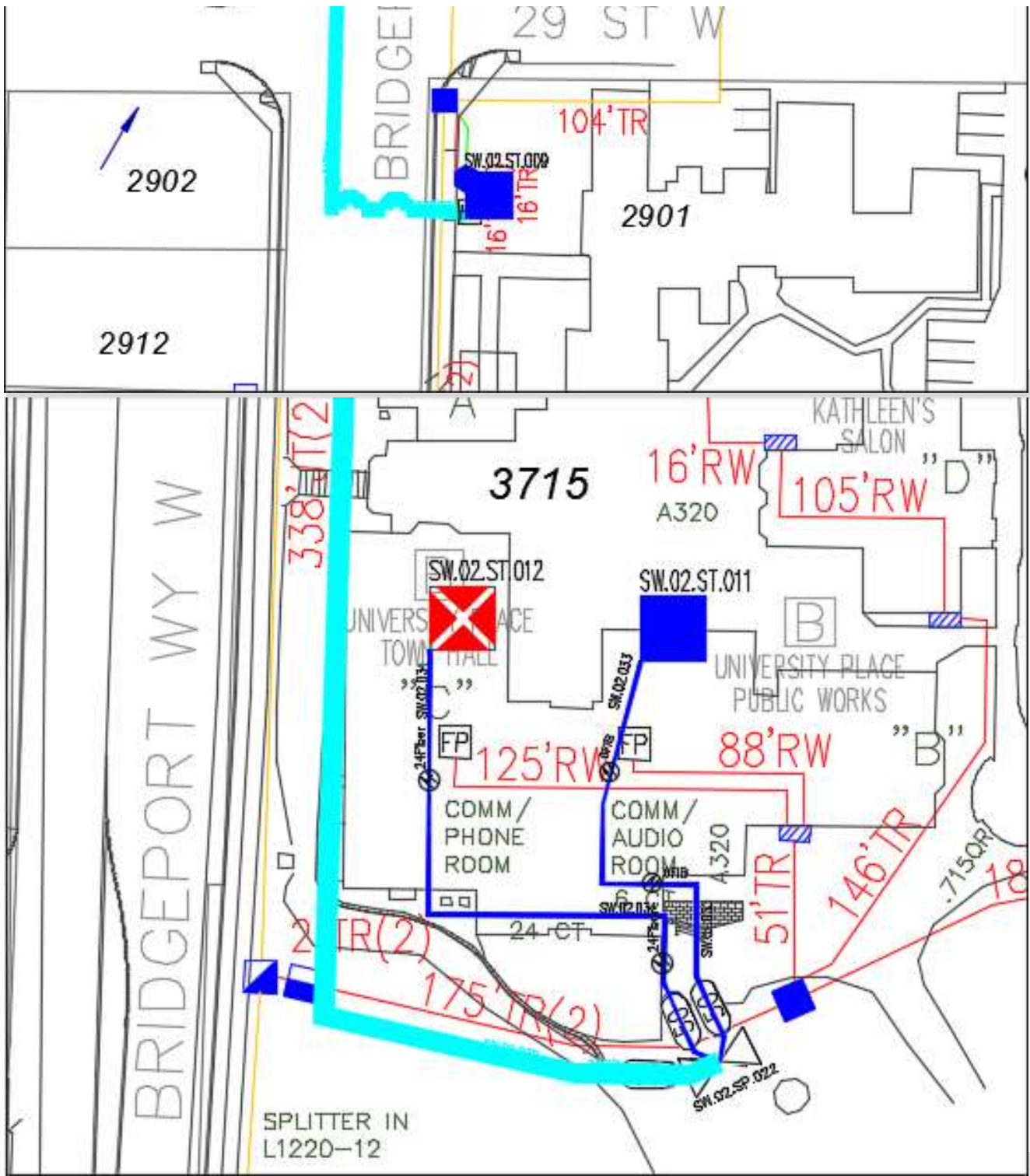
Sheath [SW.02.032](#)
Count 36
Starting Pole # UG
Starting Address 3411 Bridgeport Way W
Ending Address 3715 Bridgeport Way W
Footage 2043
Notes



Sheath SW.02.033
Count 6
Starting Pole # UG
Starting Address 3715 Bridgeport Way W
Ending Address
Footage 238
Notes





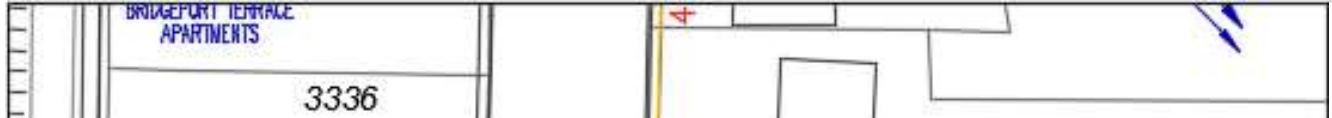
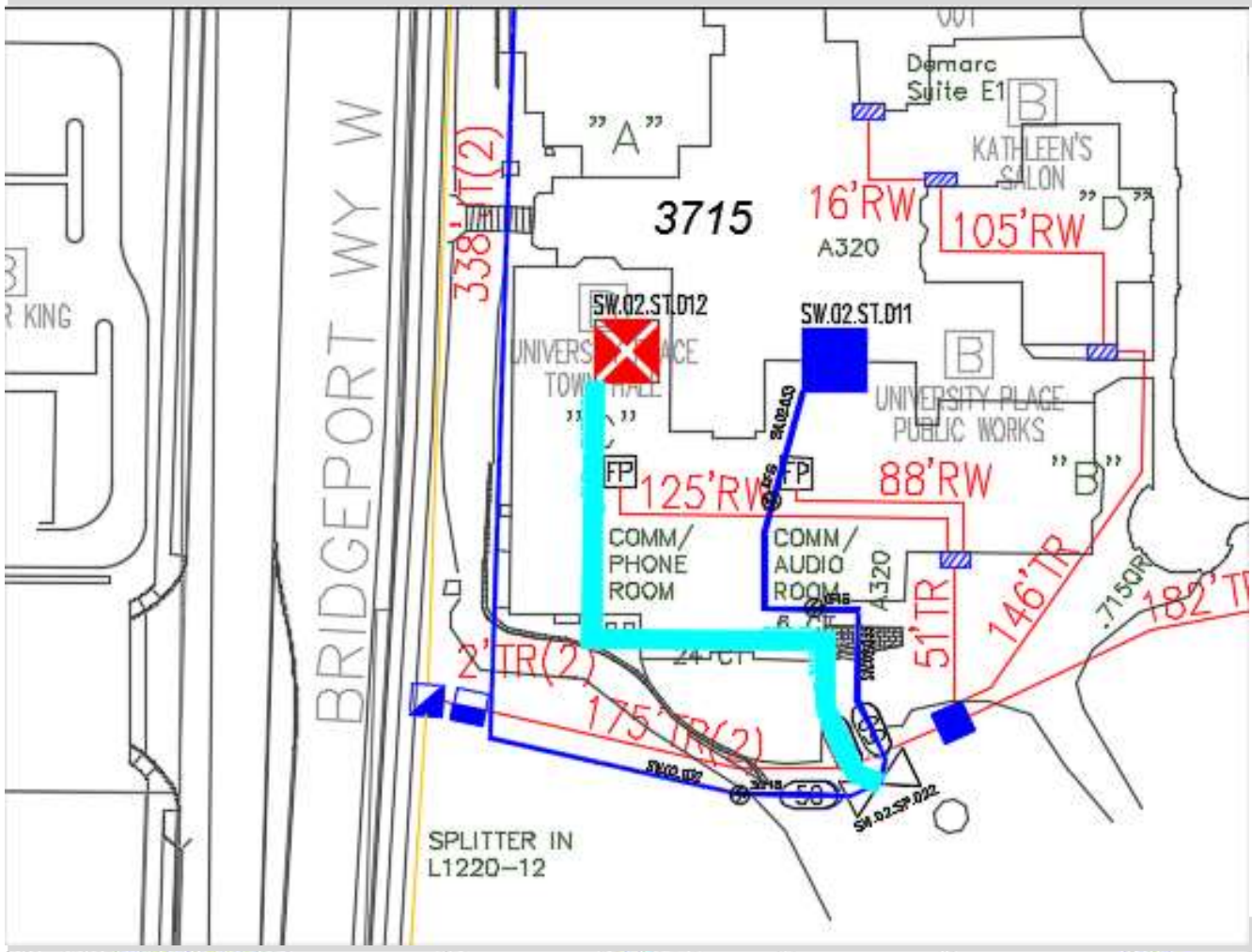
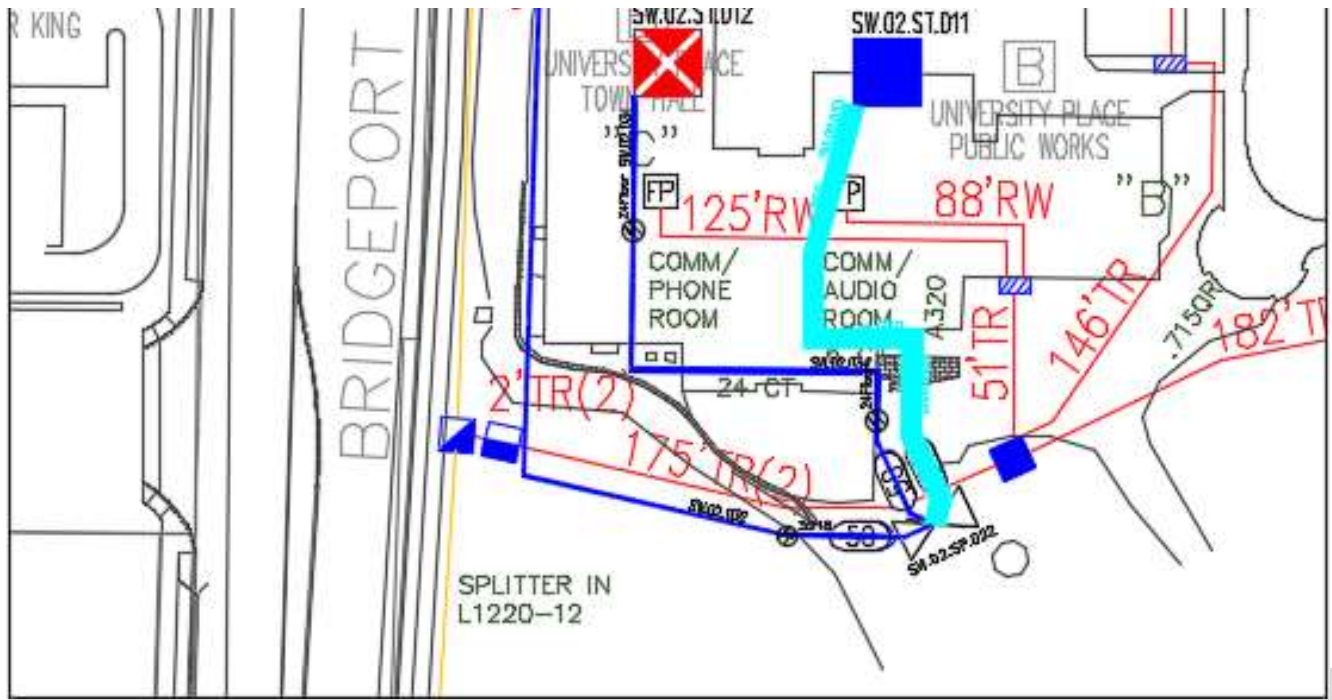




Sheath SW.02.034
Count 24
Starting Pole # UG
Starting Address 3715 Bridgeport Way W
Ending Address
Footage 296
Notes



Sheath [SW.02.035](#)
Count 36
Starting Pole # UG

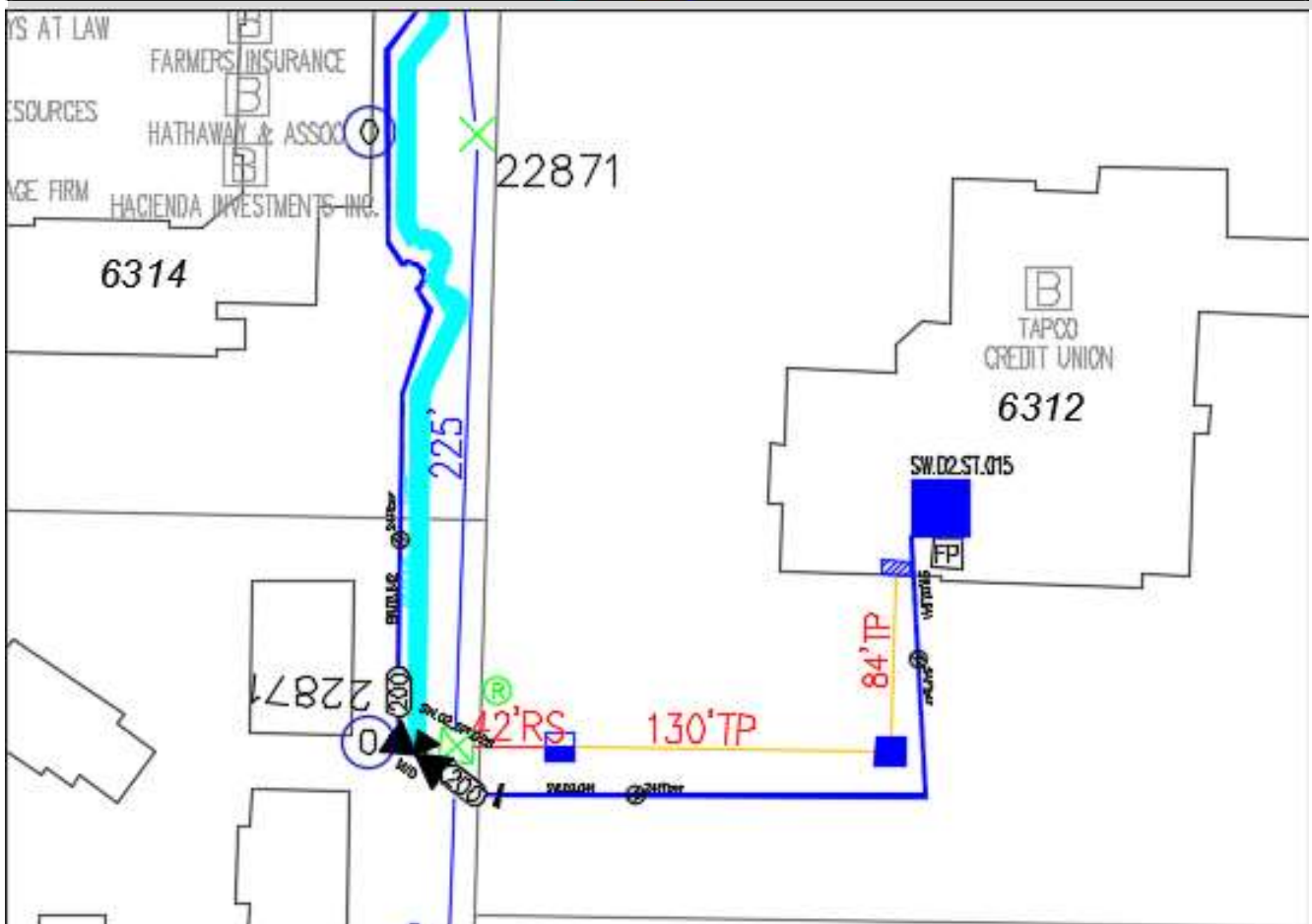




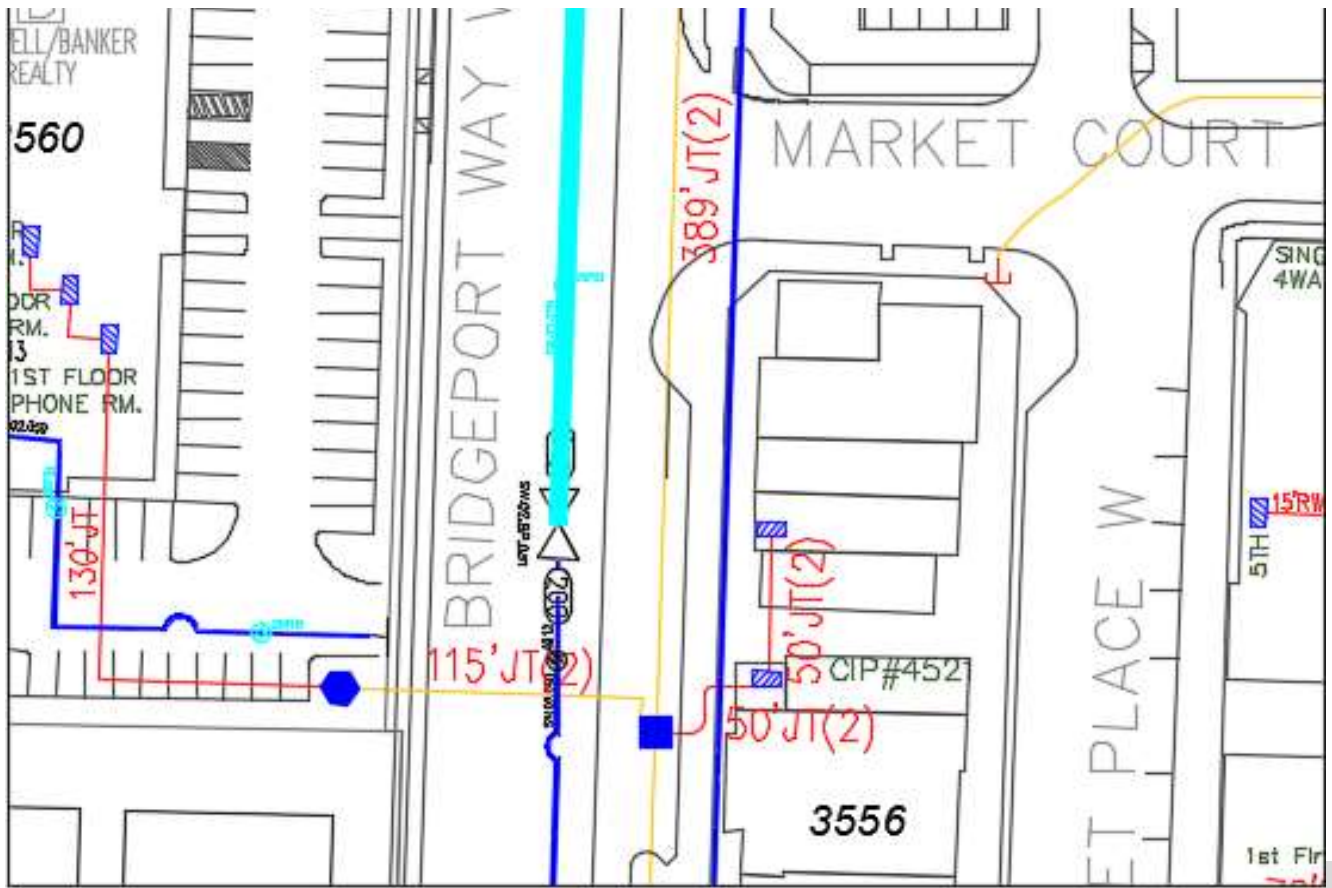


Starting Address 3411 Bridgeport Way W
Ending Address 3556 Bridgeport Way W
Footage 795
Notes

Sheath [SW.02.040](#)
Count 36
Starting Pole # 22871
Starting Address 6312 19th St W
Ending Address 919 Princeton St
Footage 2705
Notes

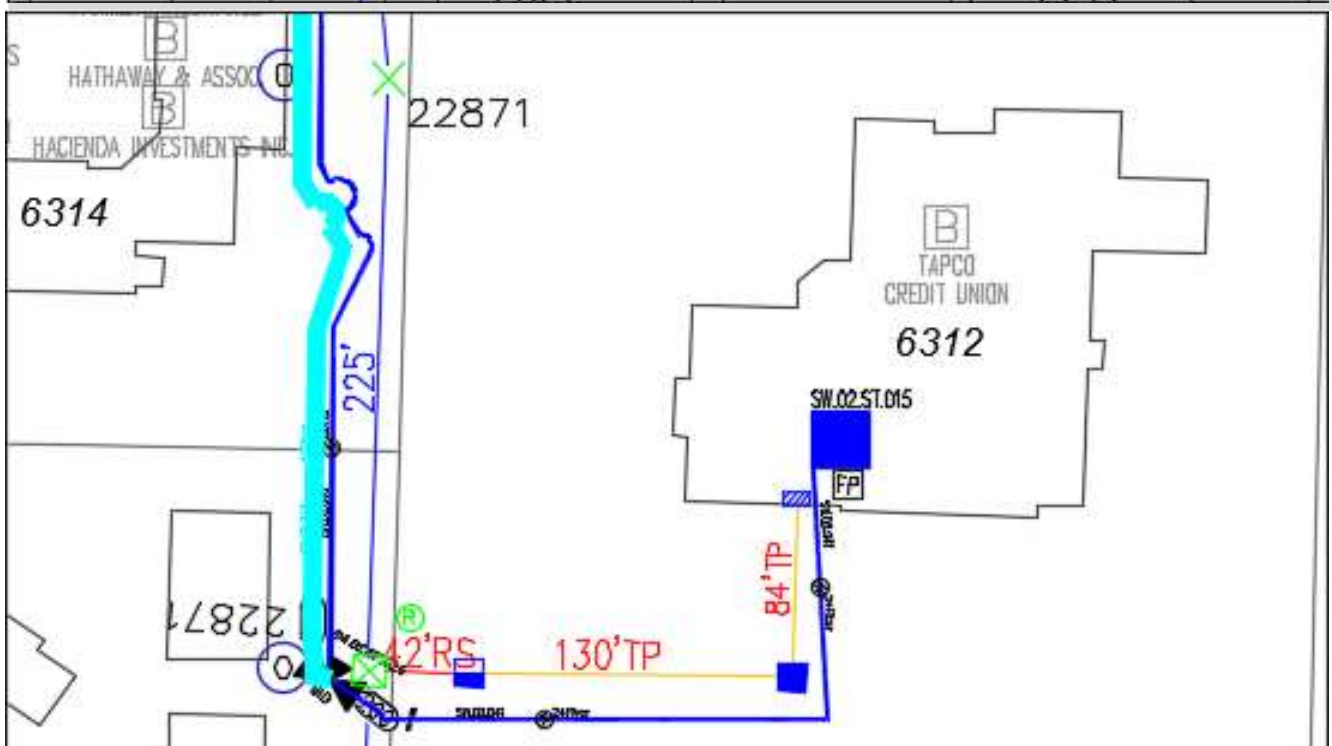
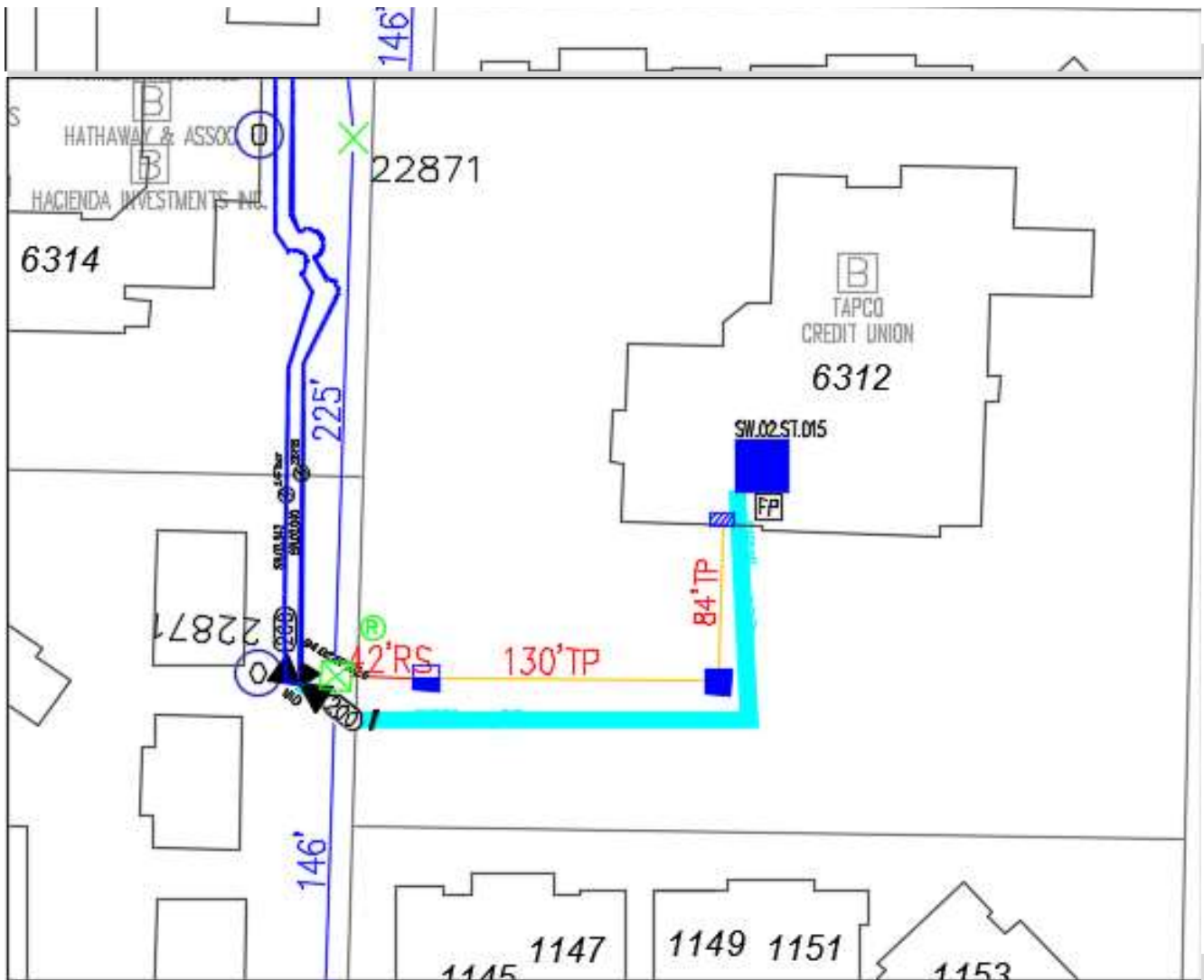




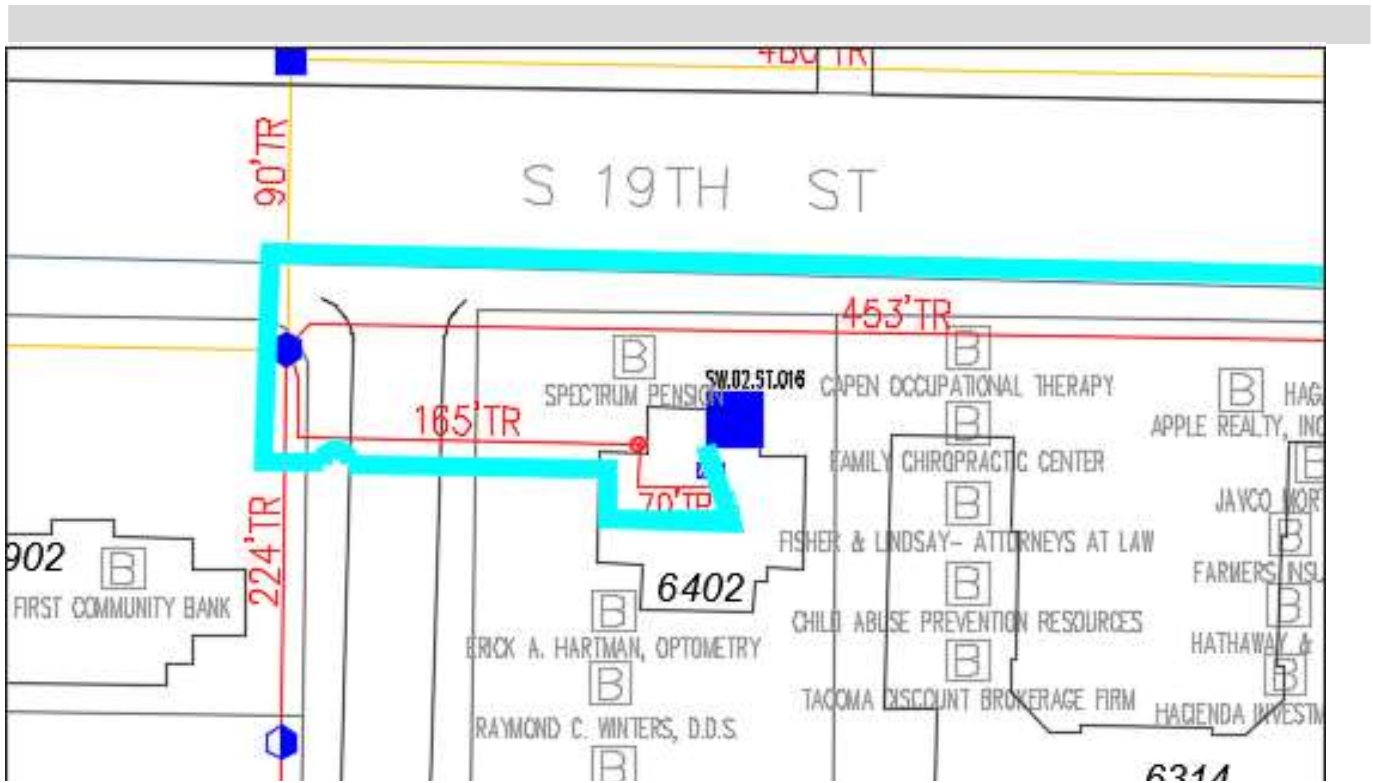


Sheath SW.02.041
Count 24
Starting Pole # 22871
Starting Address 6312 19th St W
Ending Address
Footage 442
Notes

Sheath [SW.02.042](#)
Count 24
Starting Pole # 22871
Starting Address 6312 19th St W
Ending Address 6402 19th St W
Footage 1520
Notes





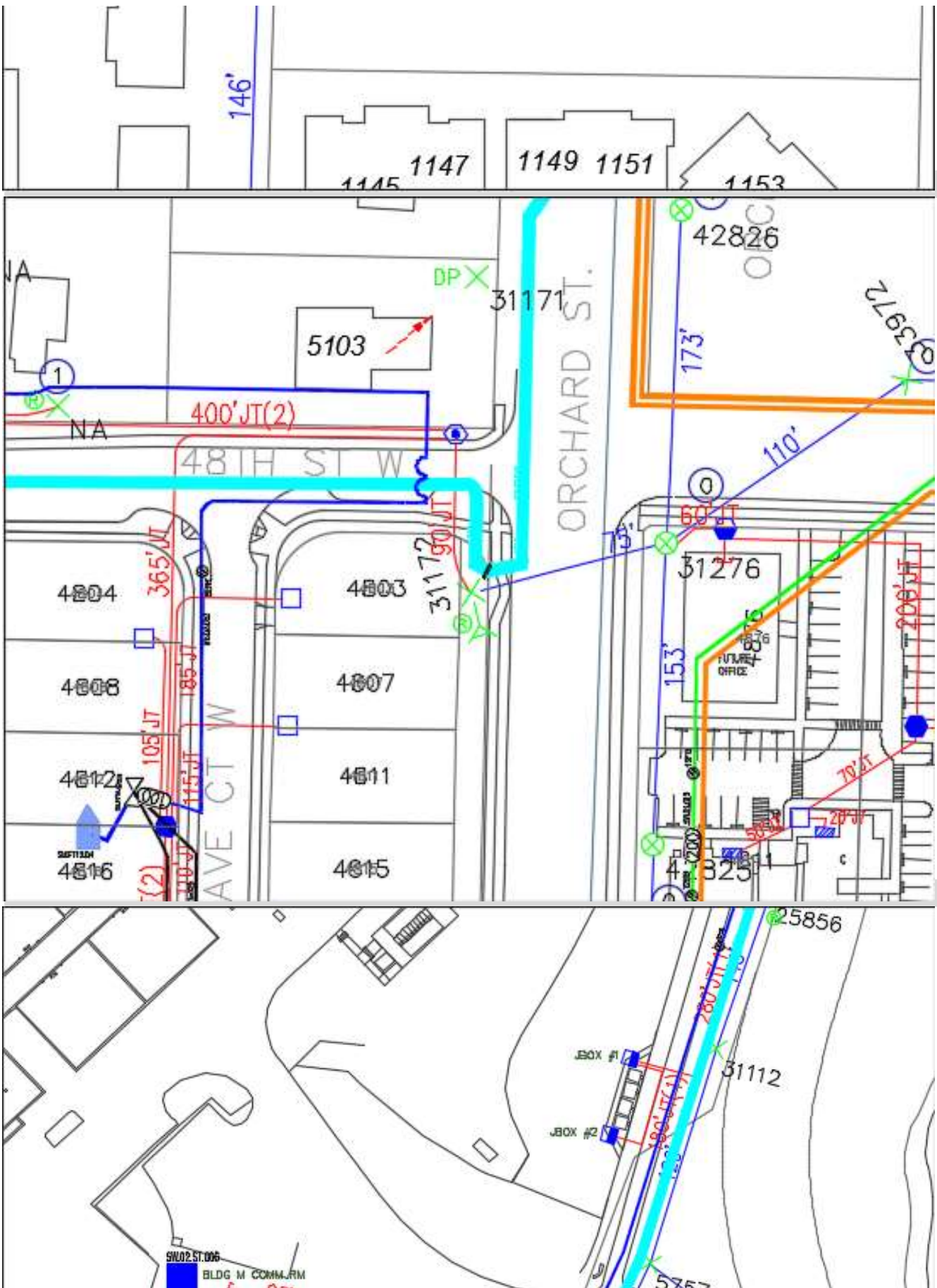




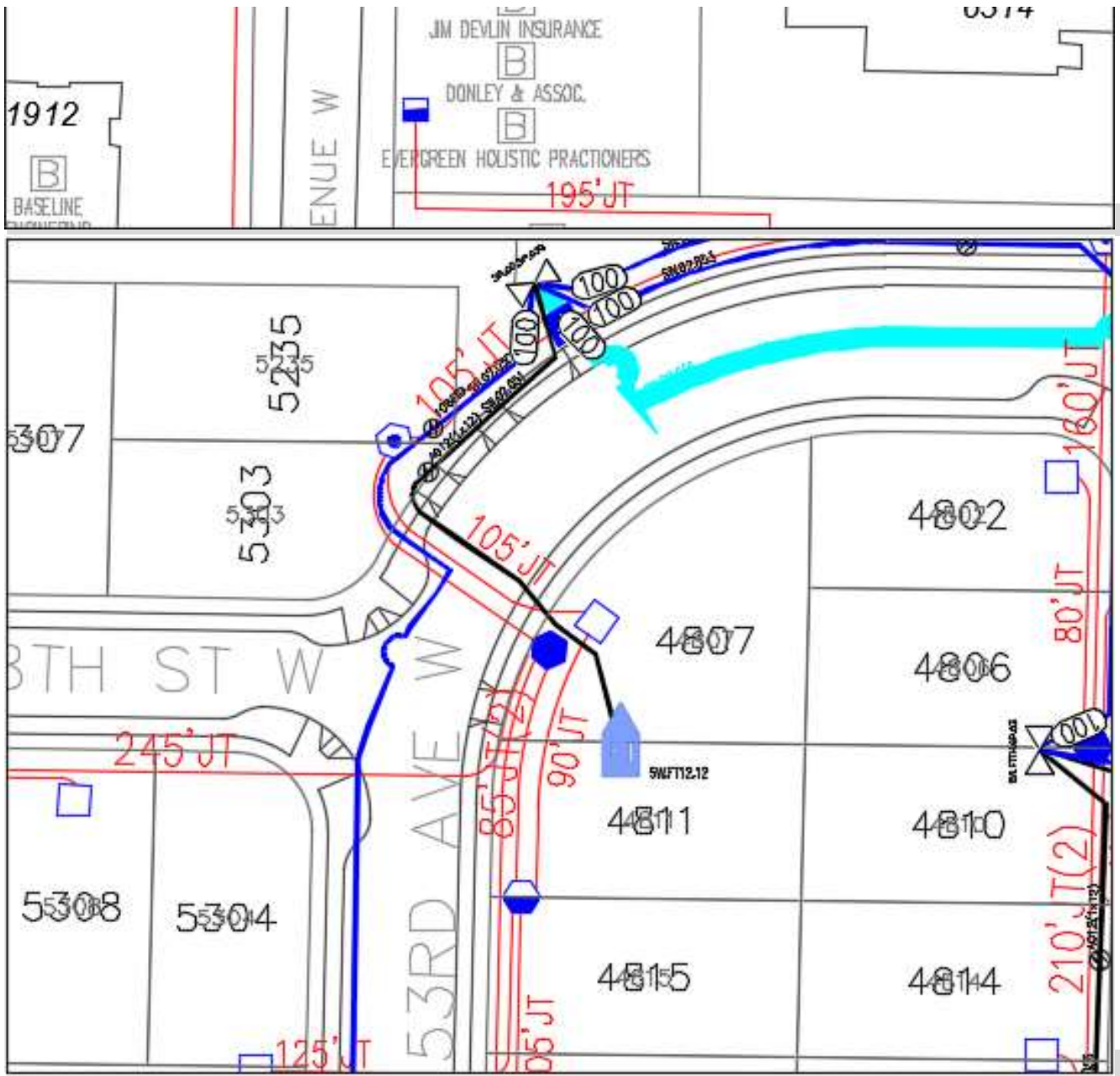
Sheath [SW.02.046](#)
Count 12
Starting Pole # 31172
Starting Address 4803 51st AVCT W
Ending Address 5235 48th St W
Footage 661
Notes



Sheath SW.02.049
Count 12
Starting Pole # 31112
Starting Address 10311 Chambers Creek Rd W
Ending Address 5015 53rd Ave W
Footage 530
Notes






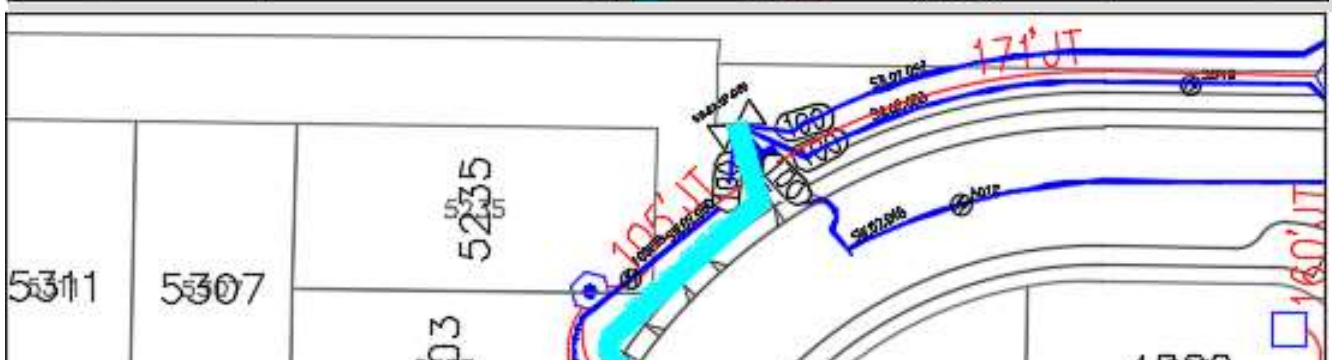
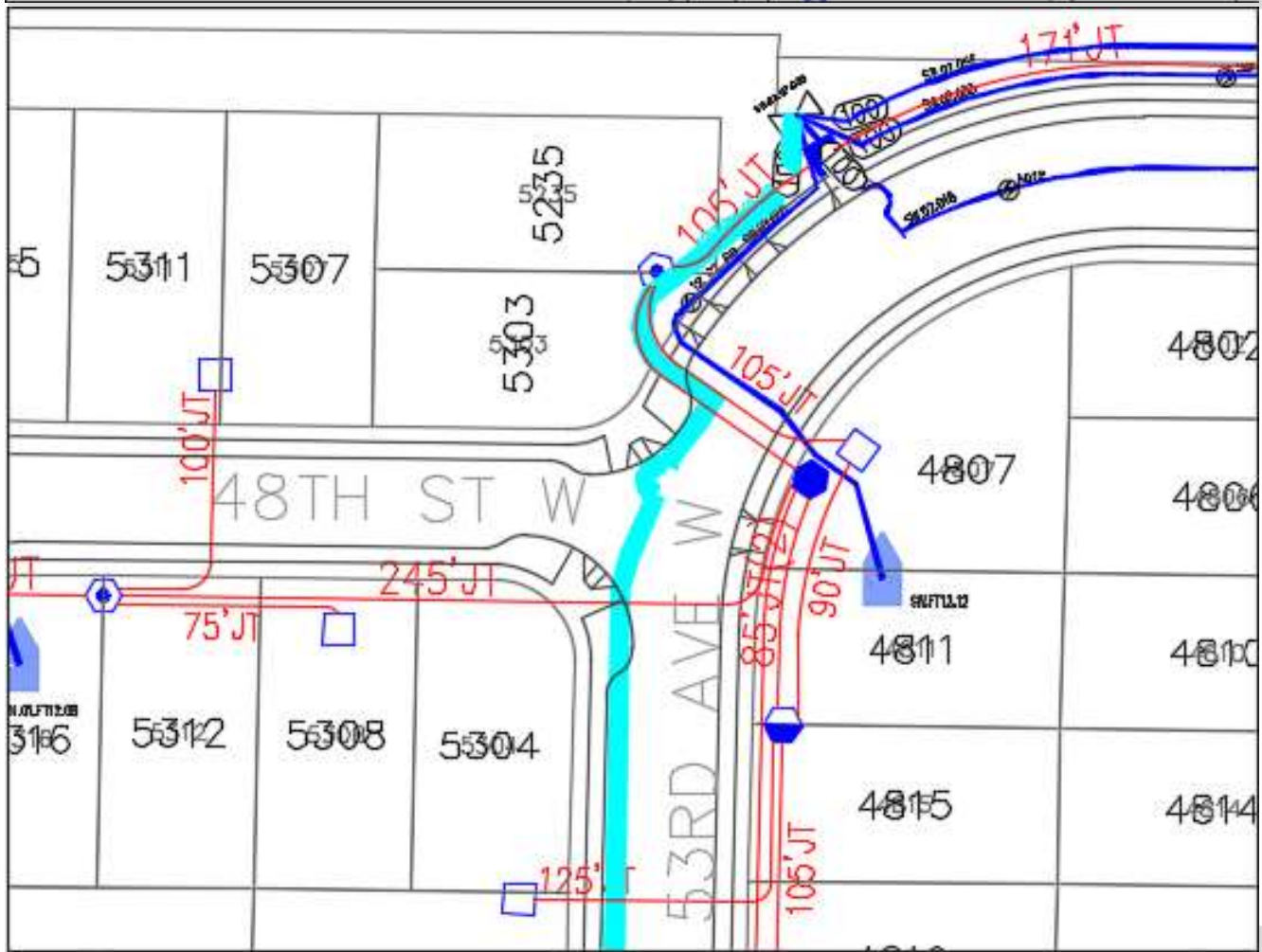
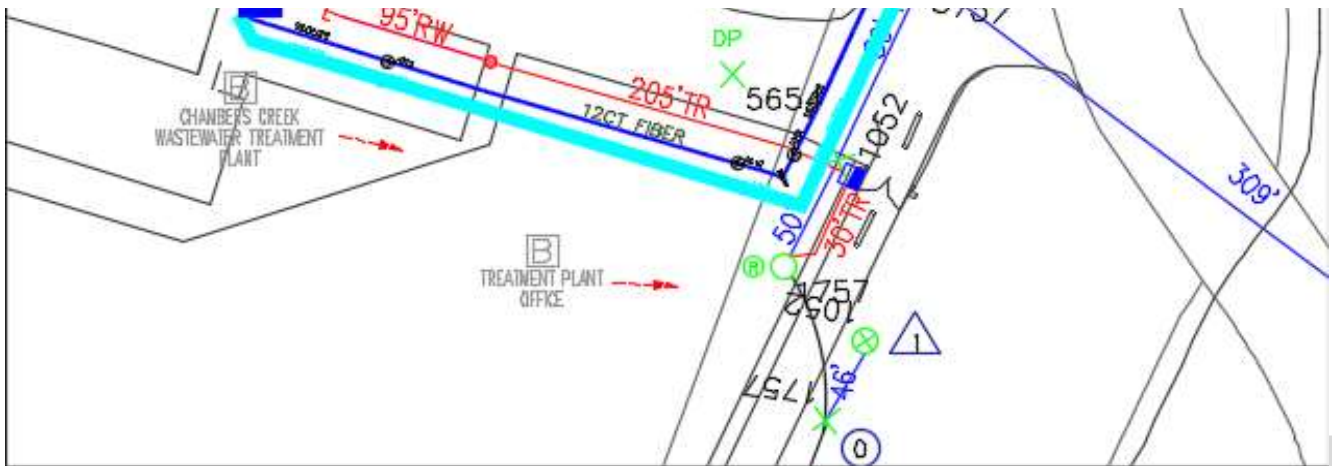




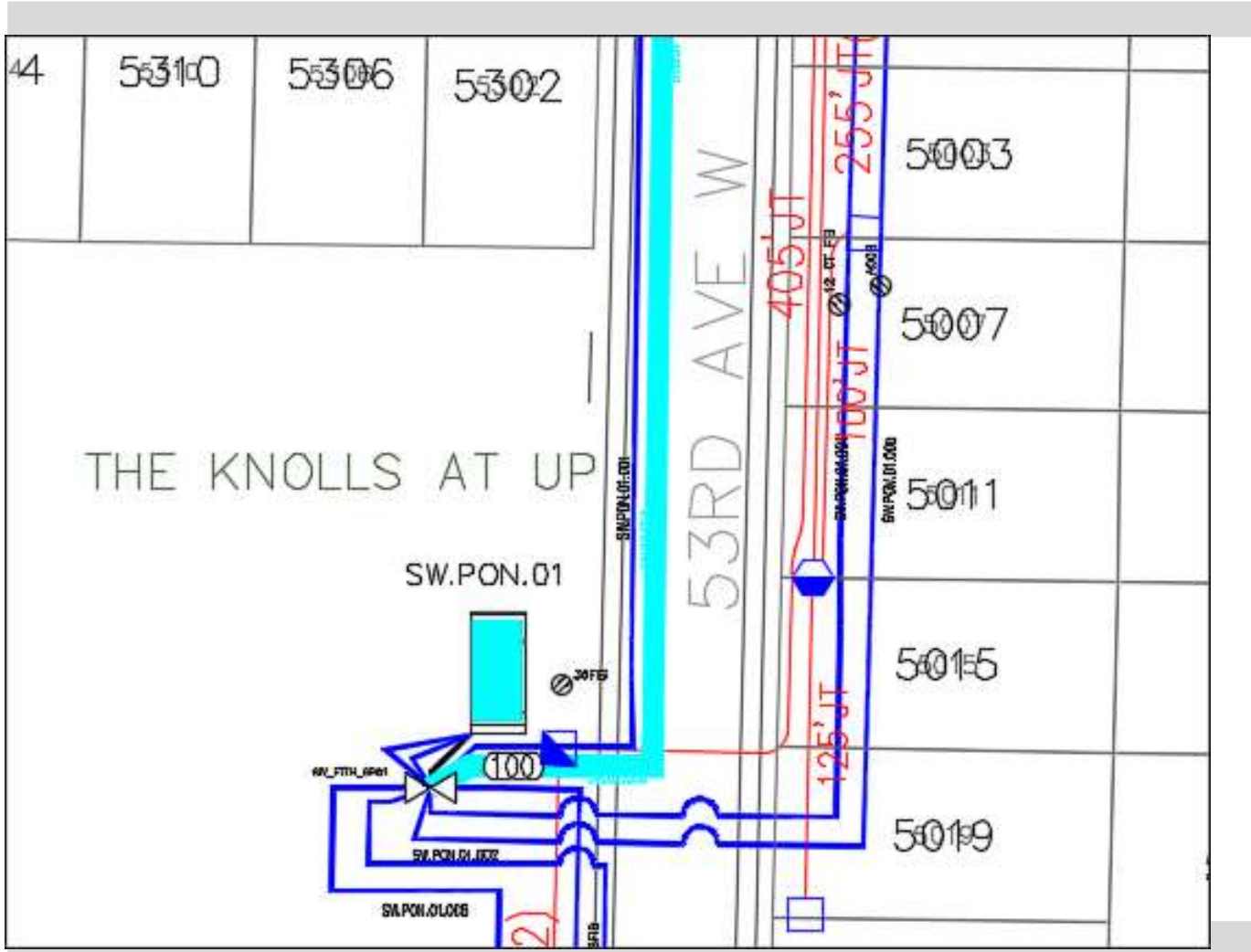
| | |
|------------------|---------------------------|
| Sheath | SW.02.050 |
| Count | 108 |
| Starting Pole # | UG |
| Starting Address | 5235 48th St W |
| Ending Address | |
| Footage | 1435 |
| Notes | |



| | |
|------------------|-----------------|
| Sheath | SW.02.051 |
| Count | 12 |
| Starting Pole # | UG |
| Starting Address | 5235 48th St W |
| Ending Address | 4807 53rd Ave W |
| Footage | 235 |
| Notes | |

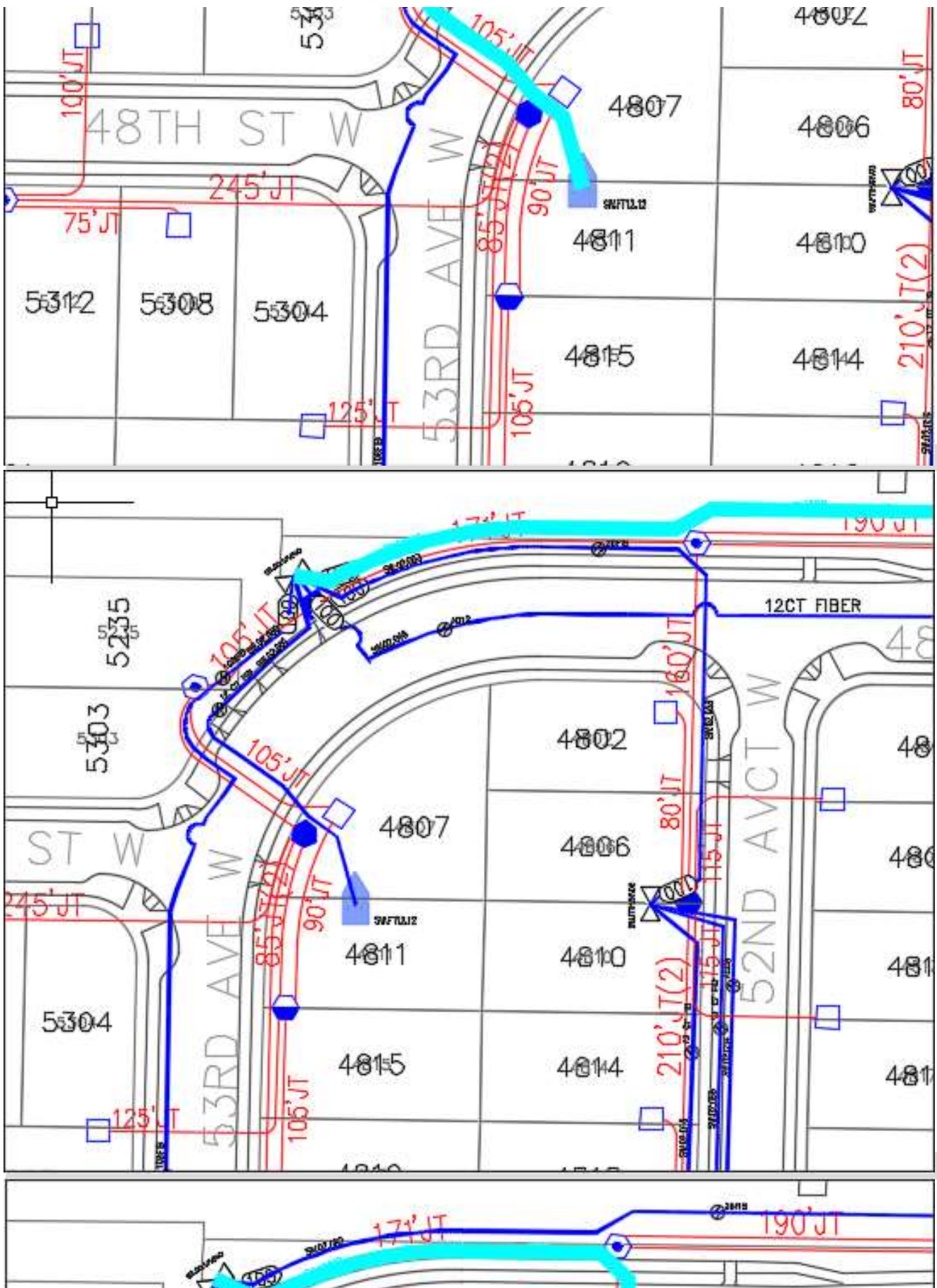




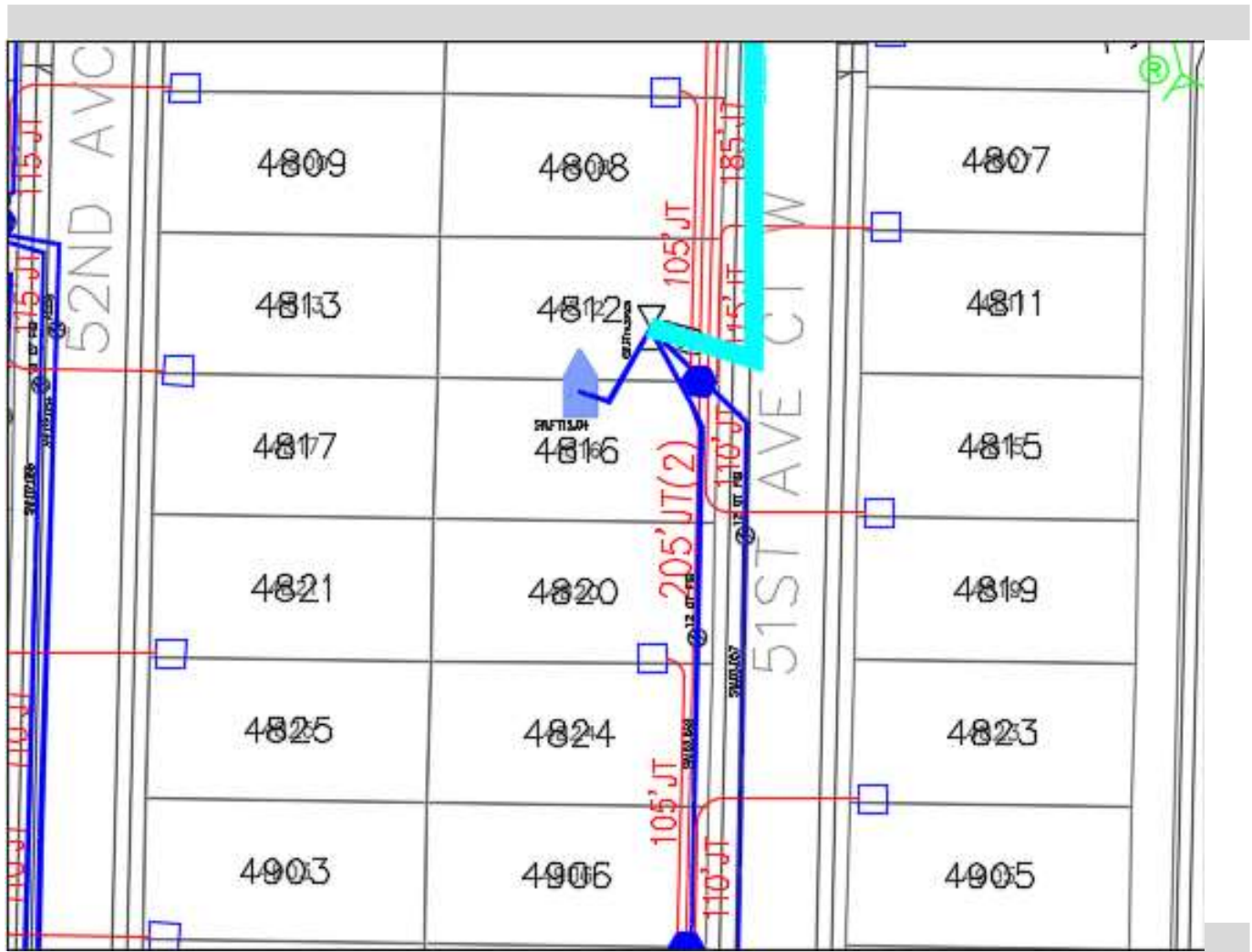


| | |
|------------------|---------------------------|
| <hr/> | |
| Sheath | SW.02.052 |
| Count | 36 |
| Starting Pole # | UG |
| Starting Address | 5235 48th St W |
| Ending Address | 4812 51st AVCT W |
| Footage | 1056 |
| Notes | |

| | |
|------------------|----------------|
| <hr/> | |
| Sheath | SW.02.053 |
| Count | 36 |
| Starting Pole # | UG |
| Starting Address | 5235 48th St W |



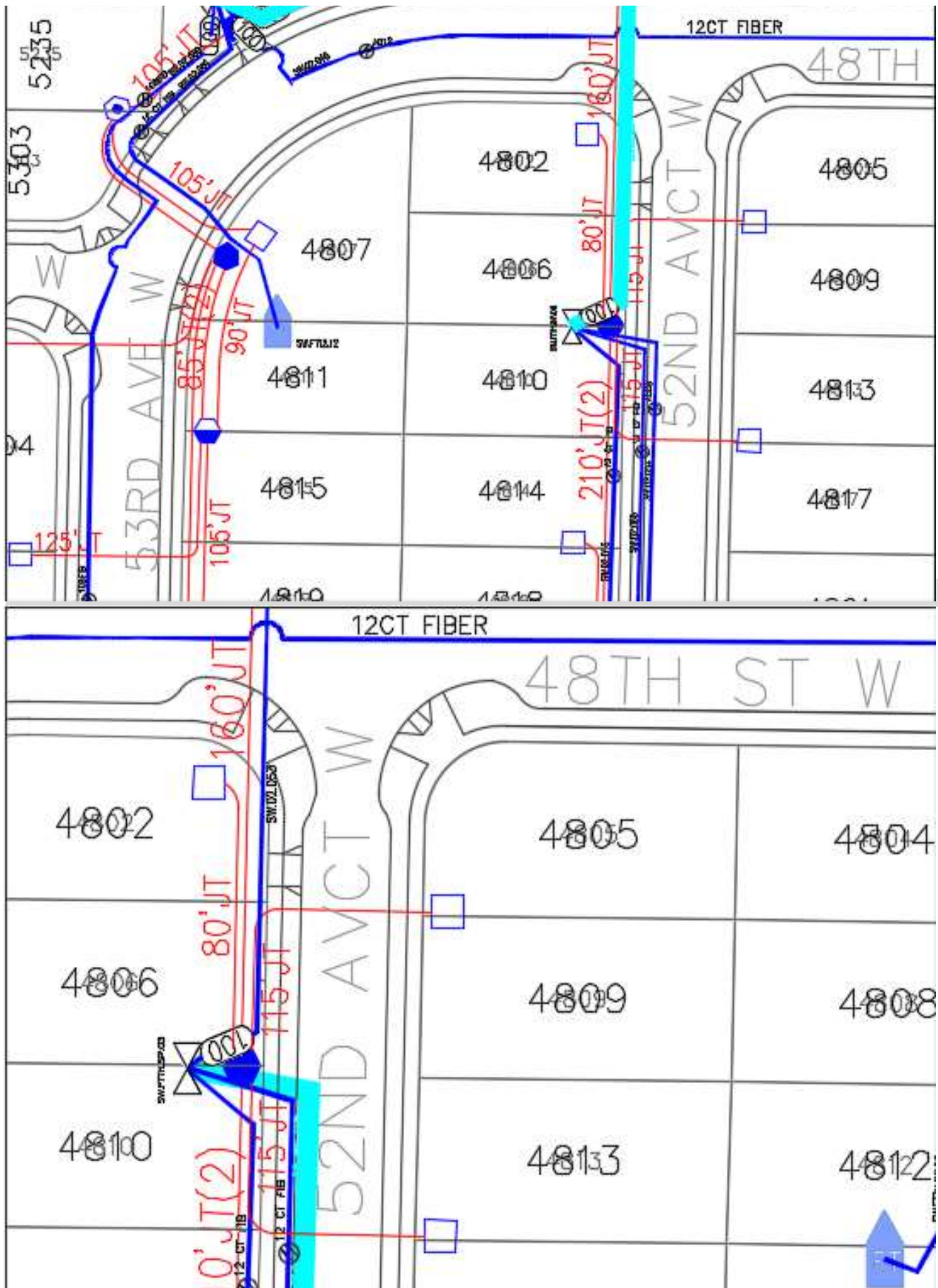




Ending Address 4806 52nd AVCT W
 Footage 451
 Notes



Sheath [SW.02.054](#)
 Count 12
 Starting Pole # UG
 Starting Address 4806 52nd AVCT W
 Ending Address 5006 52nd AVCT W
 Footage 640
 Notes

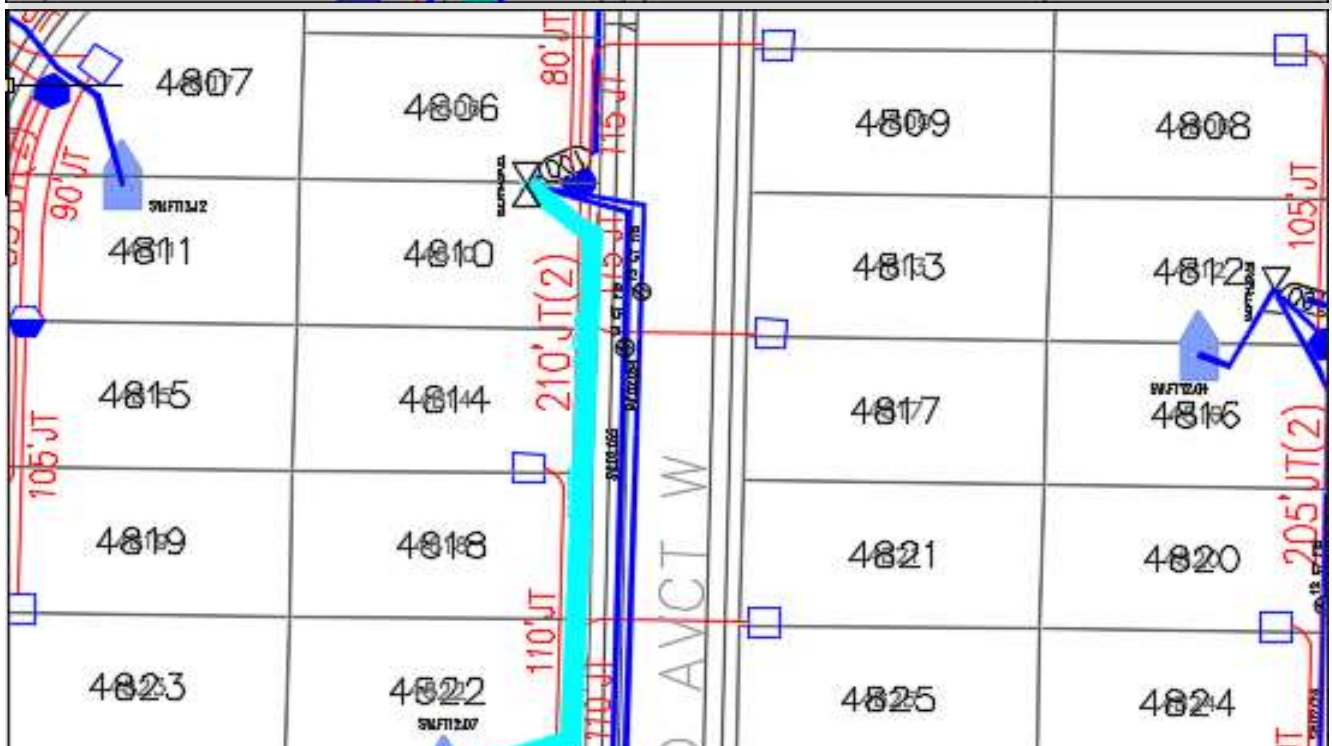
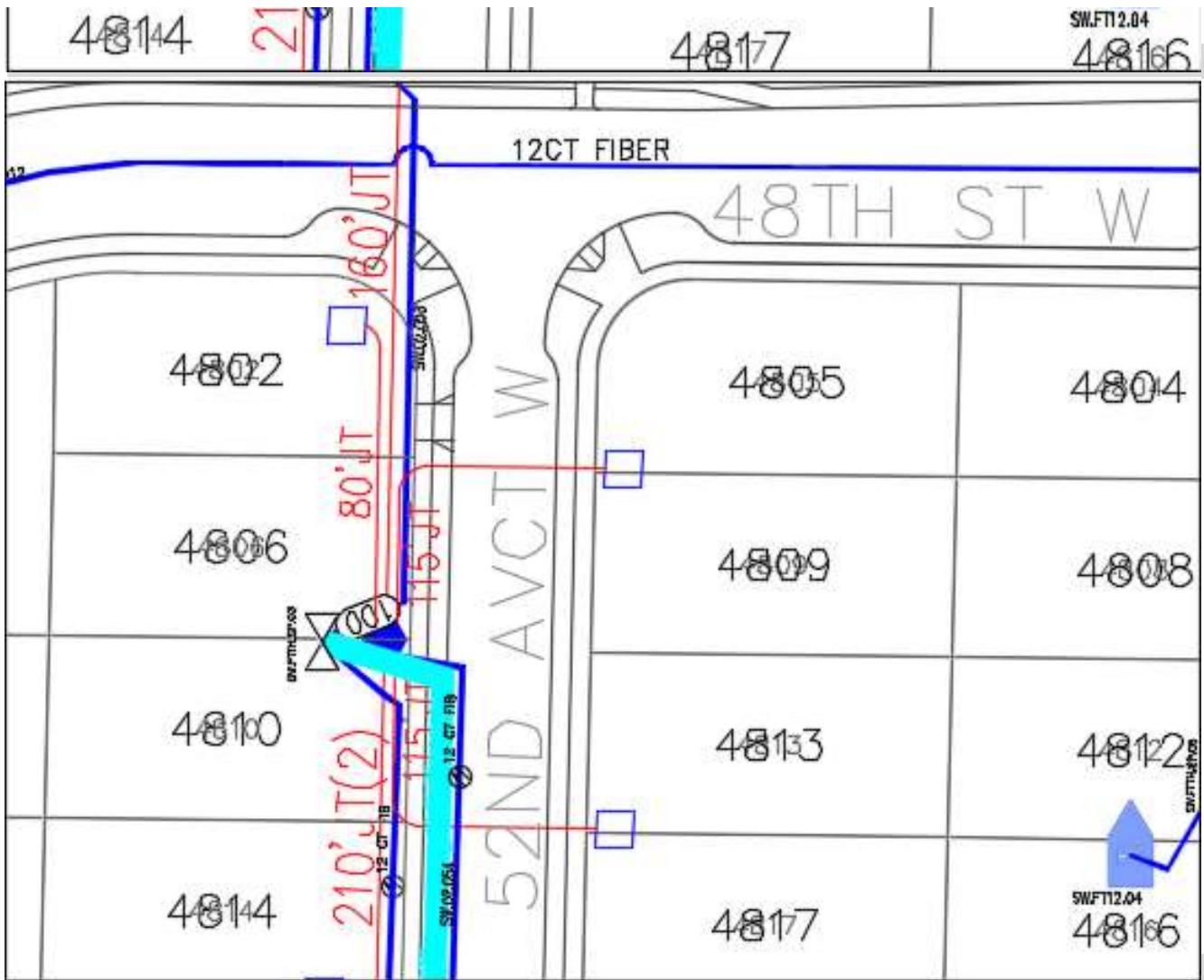




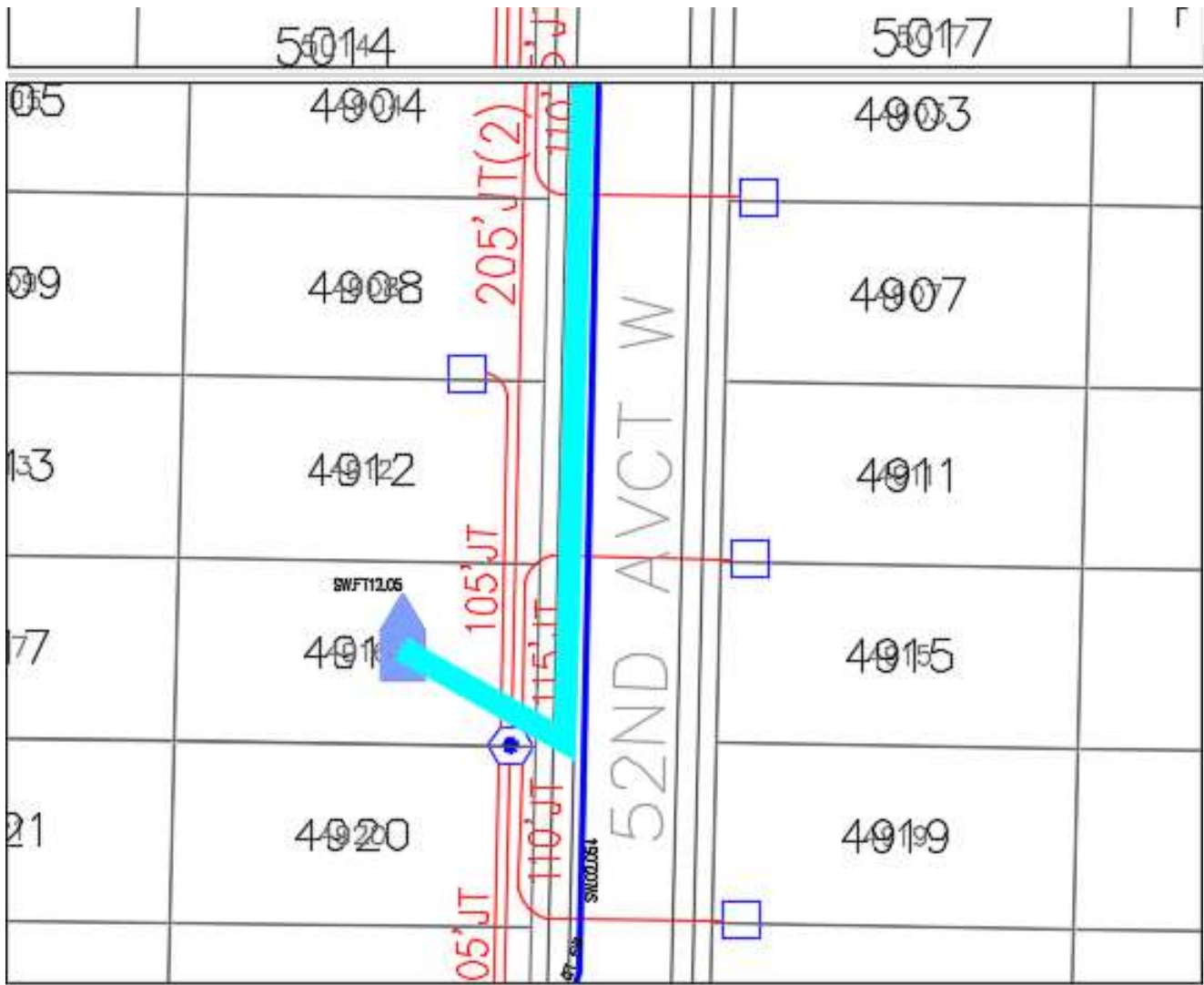


Sheath [SW.02.055](#)
 Count 12
 Starting Pole # UG
 Starting Address 4806 52nd AVCT W
 Ending Address 4916 52nd AVCT W
 Footage 435
 Notes

Sheath SW.02.056
 Count 12
 Starting Pole # UG
 Starting Address 4806 52nd AVCT W
 Ending Address 4822 52nd AVCT W
 Footage 220
 Notes






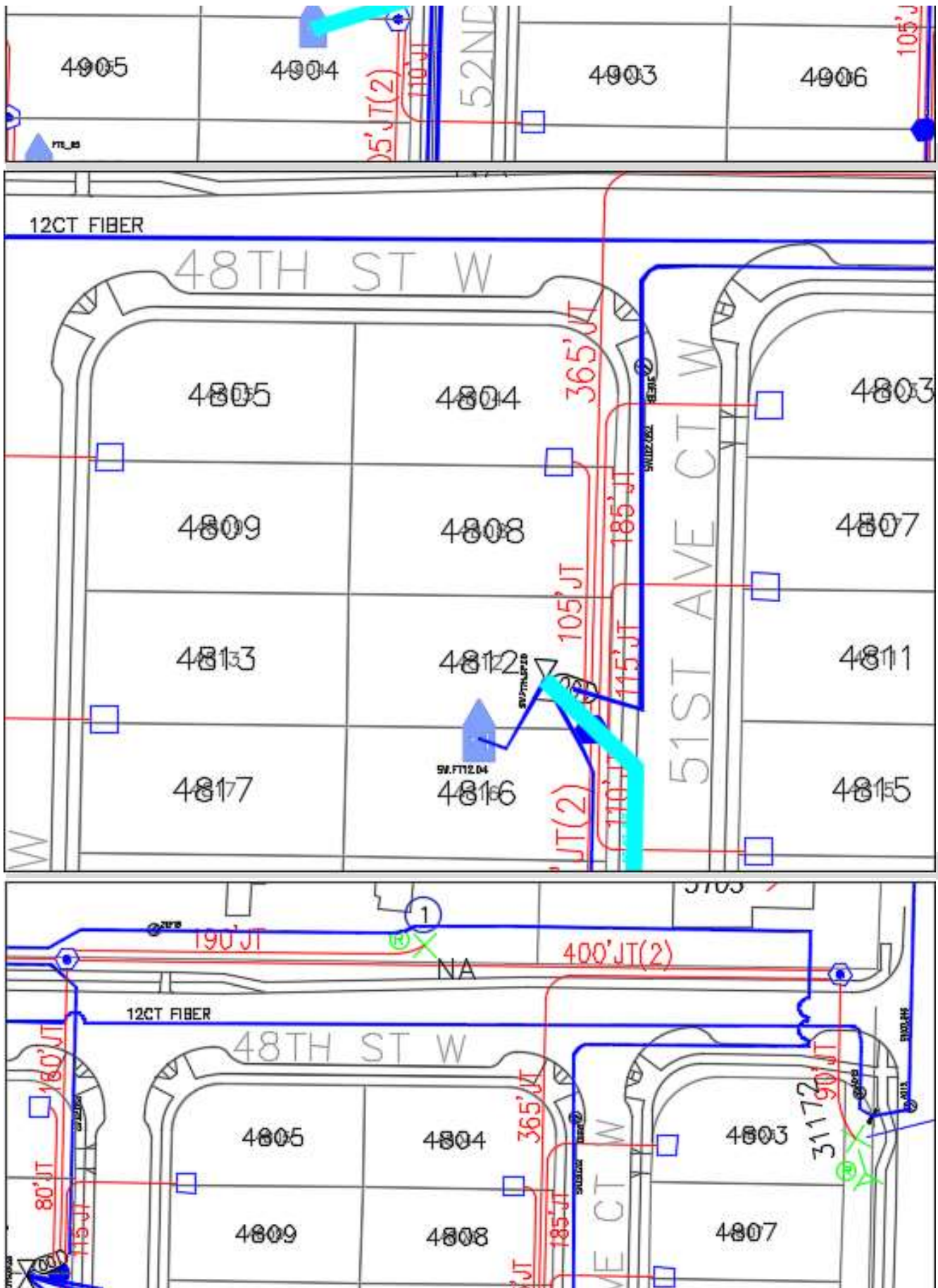




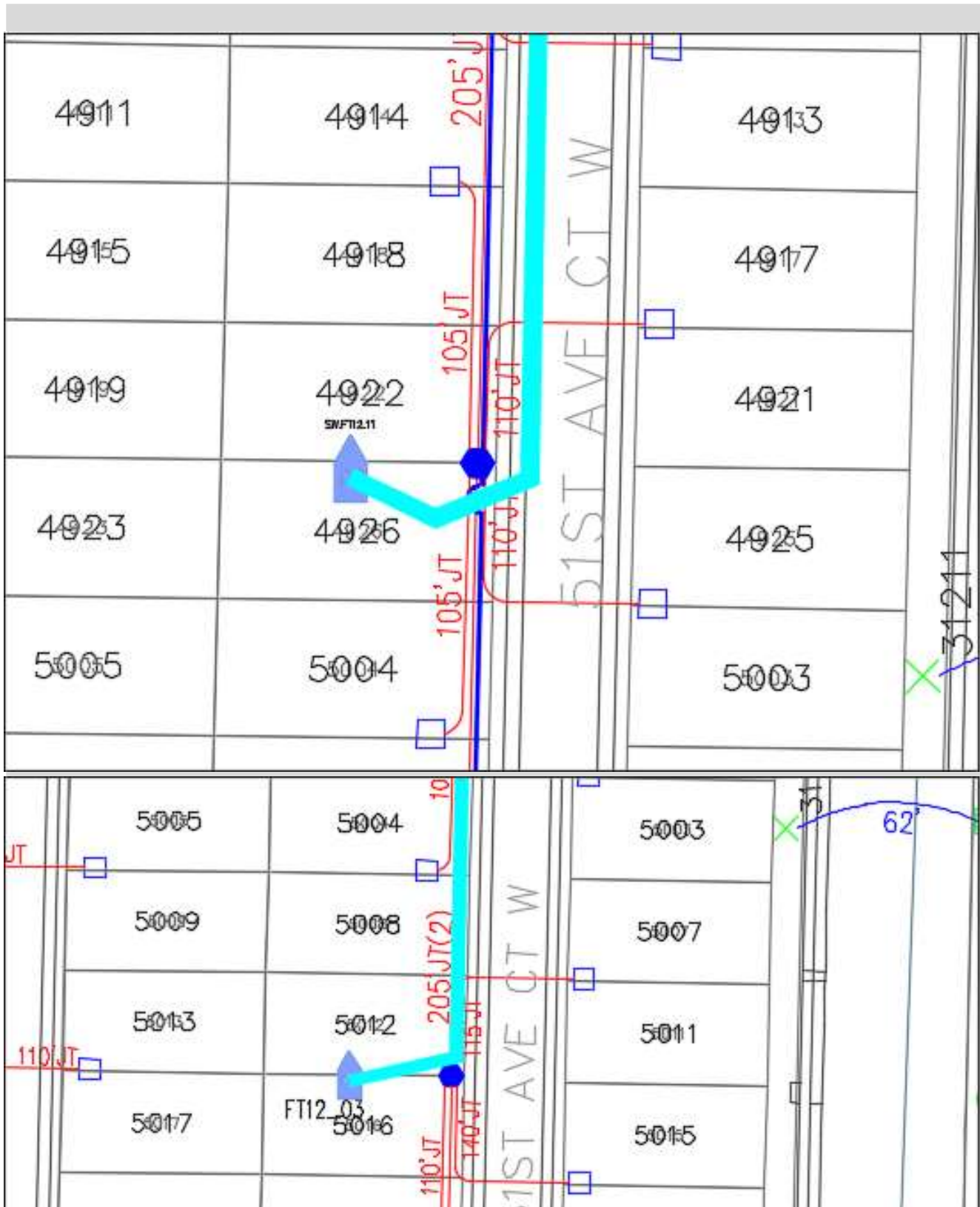
Sheath [SW.02.057](#)
Count 12
Starting Pole # UG
Starting Address 4812 51st AVCT W
Ending Address 4922 51st AVCT W
Footage 430
Notes



Sheath [SW.02.058](#)
Count 12
Starting Pole # UG
Starting Address 4812 51st AVCT W
Ending Address 5012 51st AVCT W
Footage 645
Notes





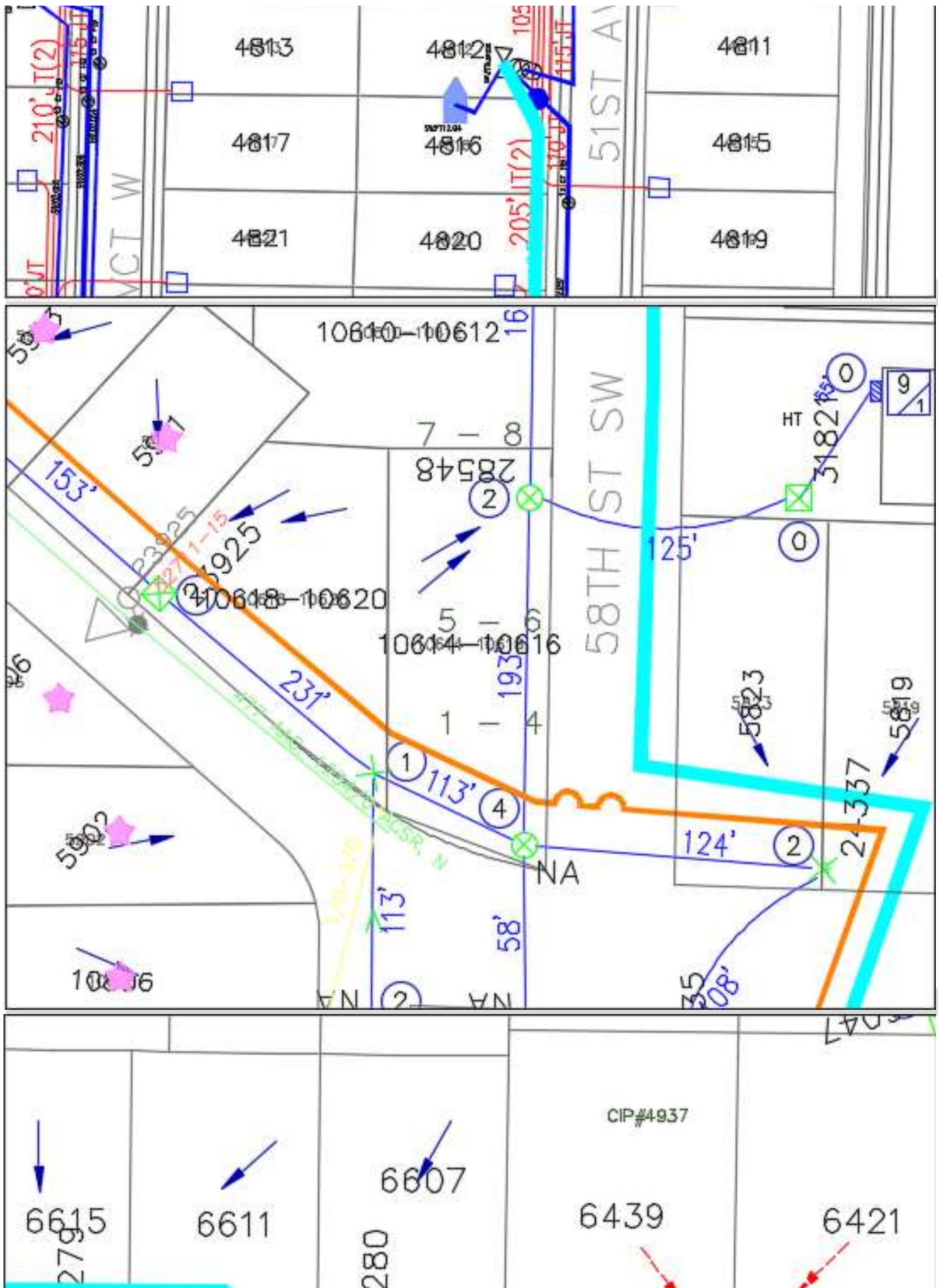




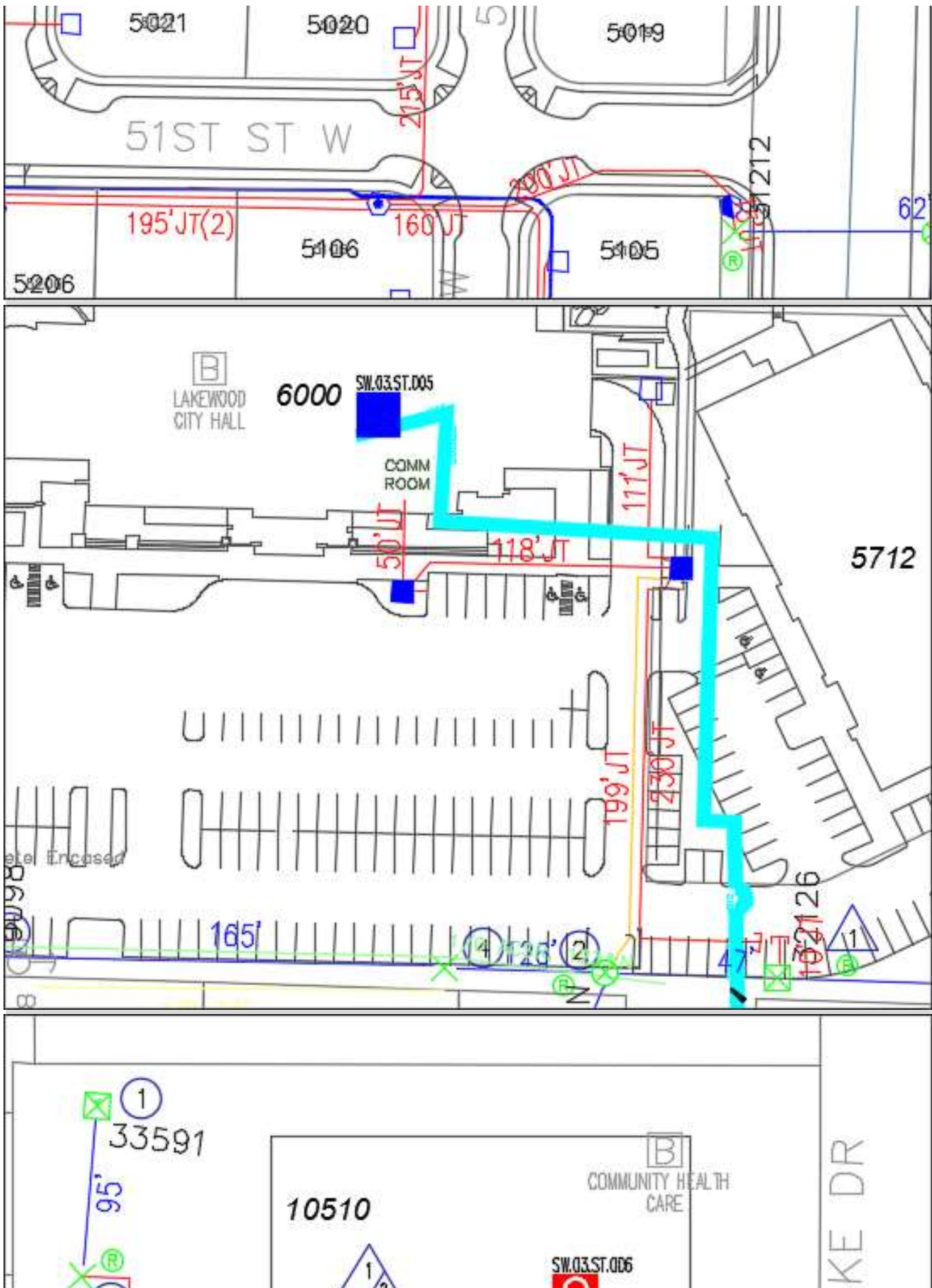
Sheath [SW.03.022](#)
Count 12
Starting Pole # 28548
Starting Address 10614 58th St SW
Ending Address 6000 Main St
Footage 605
Notes



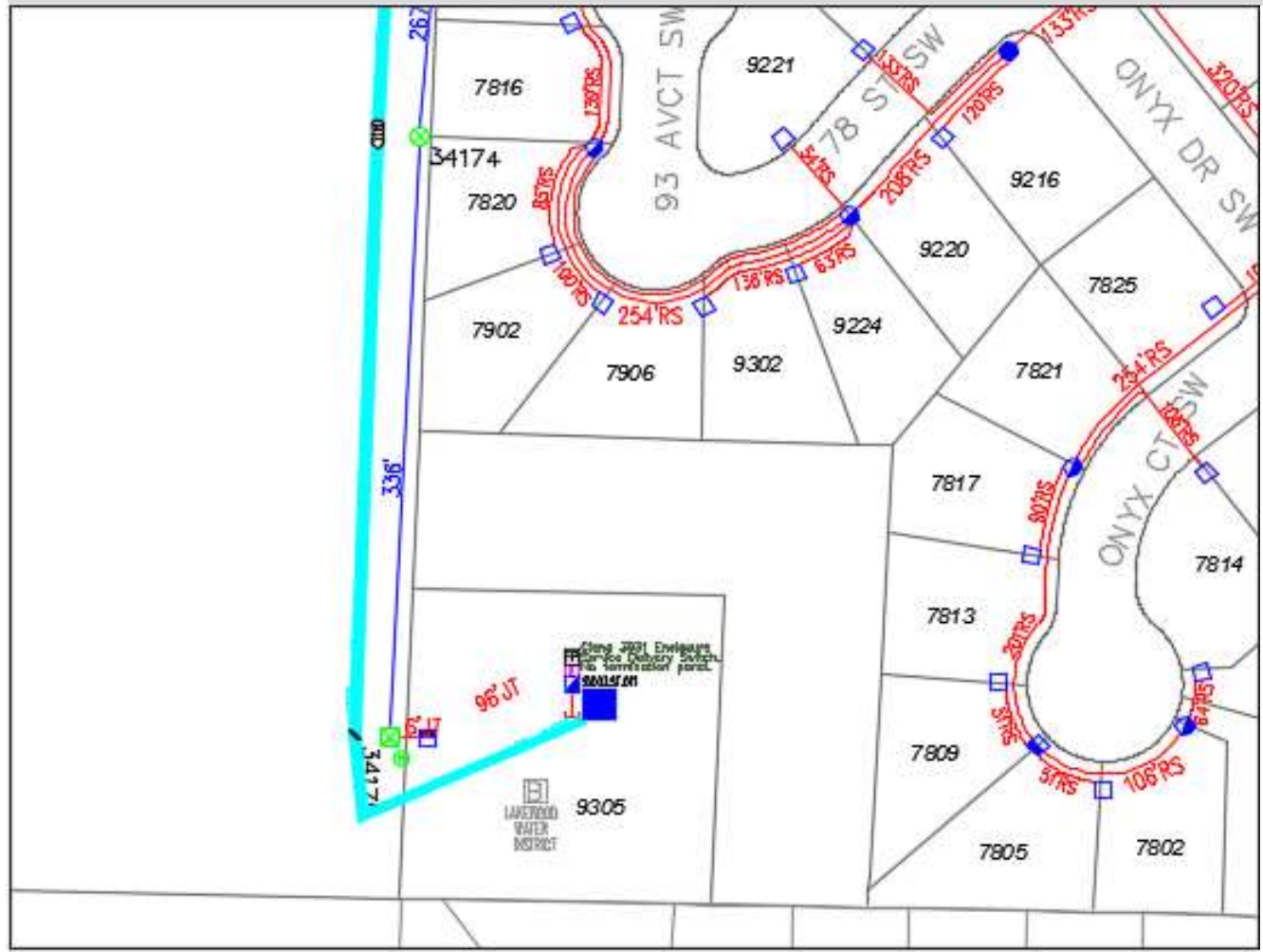
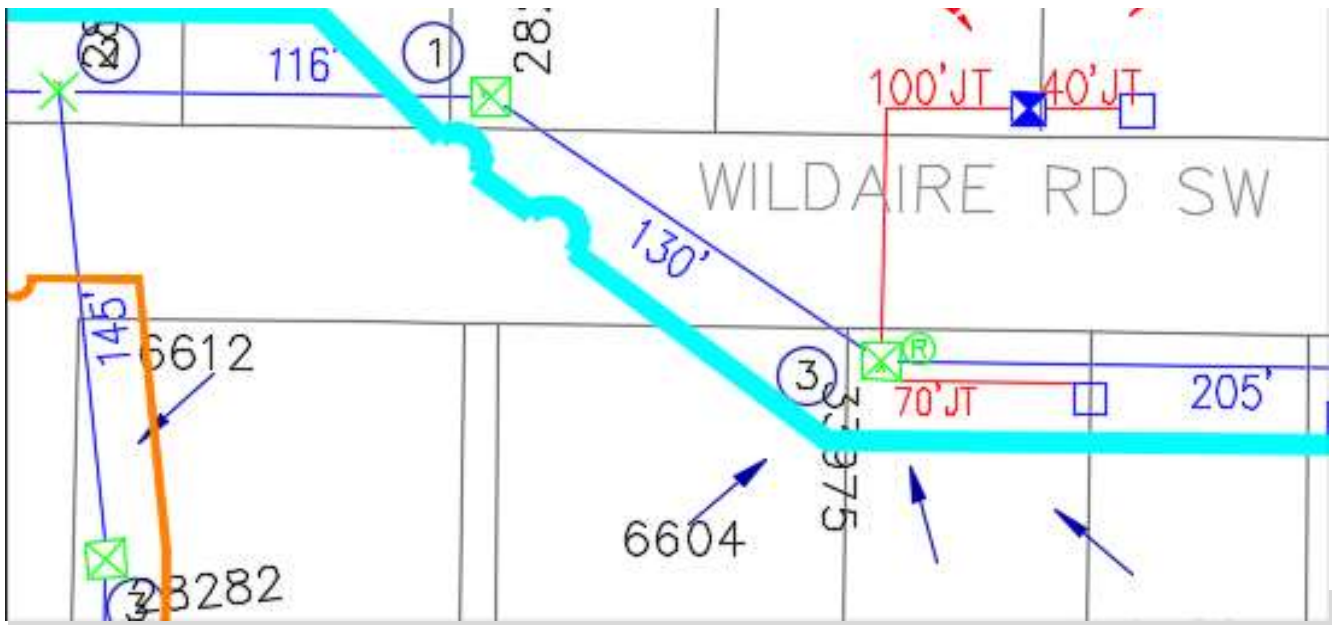
Sheath [SW.03.024](#)
Count 12
Starting Pole # 28280
Starting Address 6607 Wildaire Rd SW
Ending Address 10510 Gravelly Lk Dr
Footage 1292
Notes



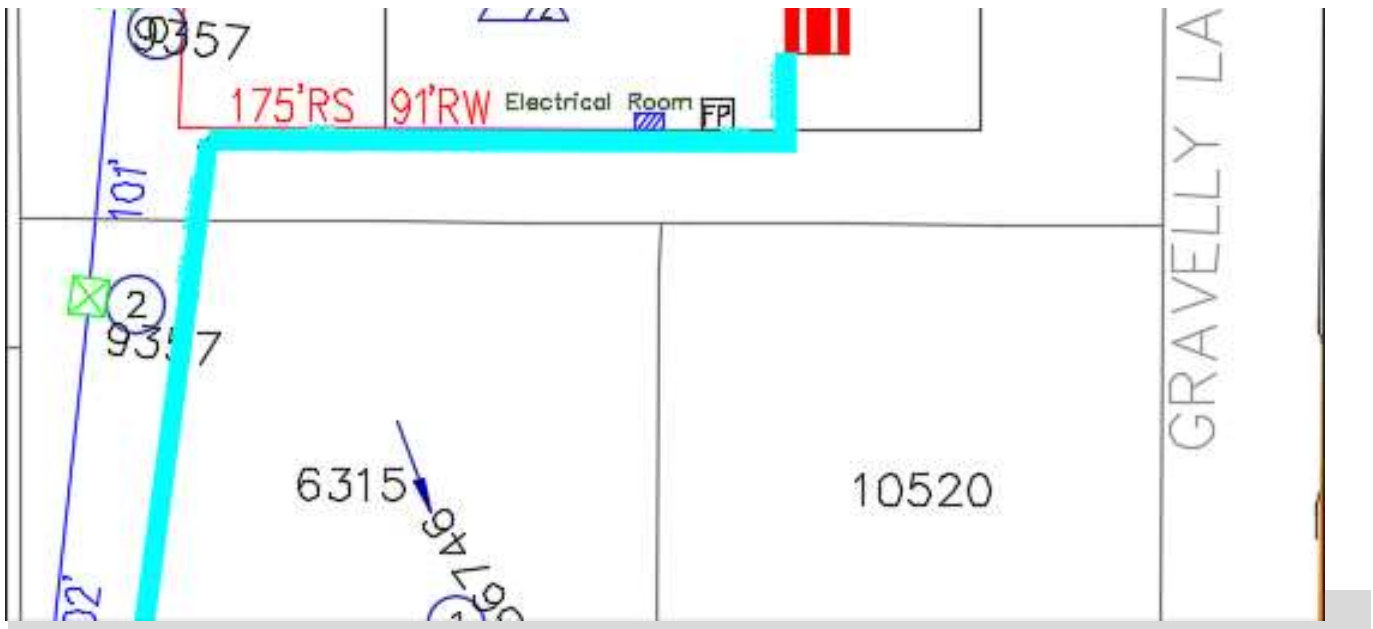




Sheath SW.03.038
Count 12
Starting Pole # 34174
Starting Address 7820 93rd AVCT SW
Ending Address 9305 Golf Course Rd
Footage 438
Notes

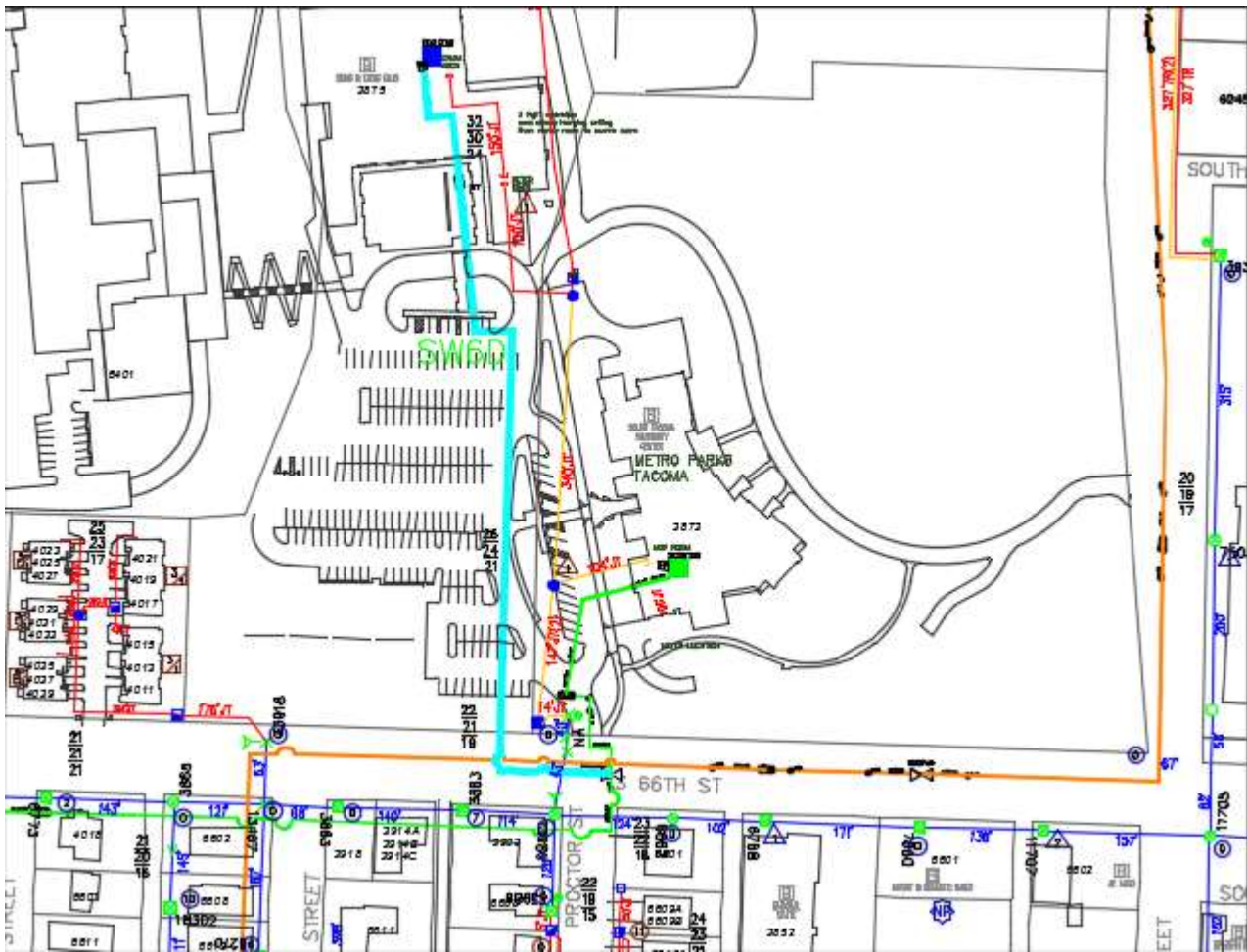






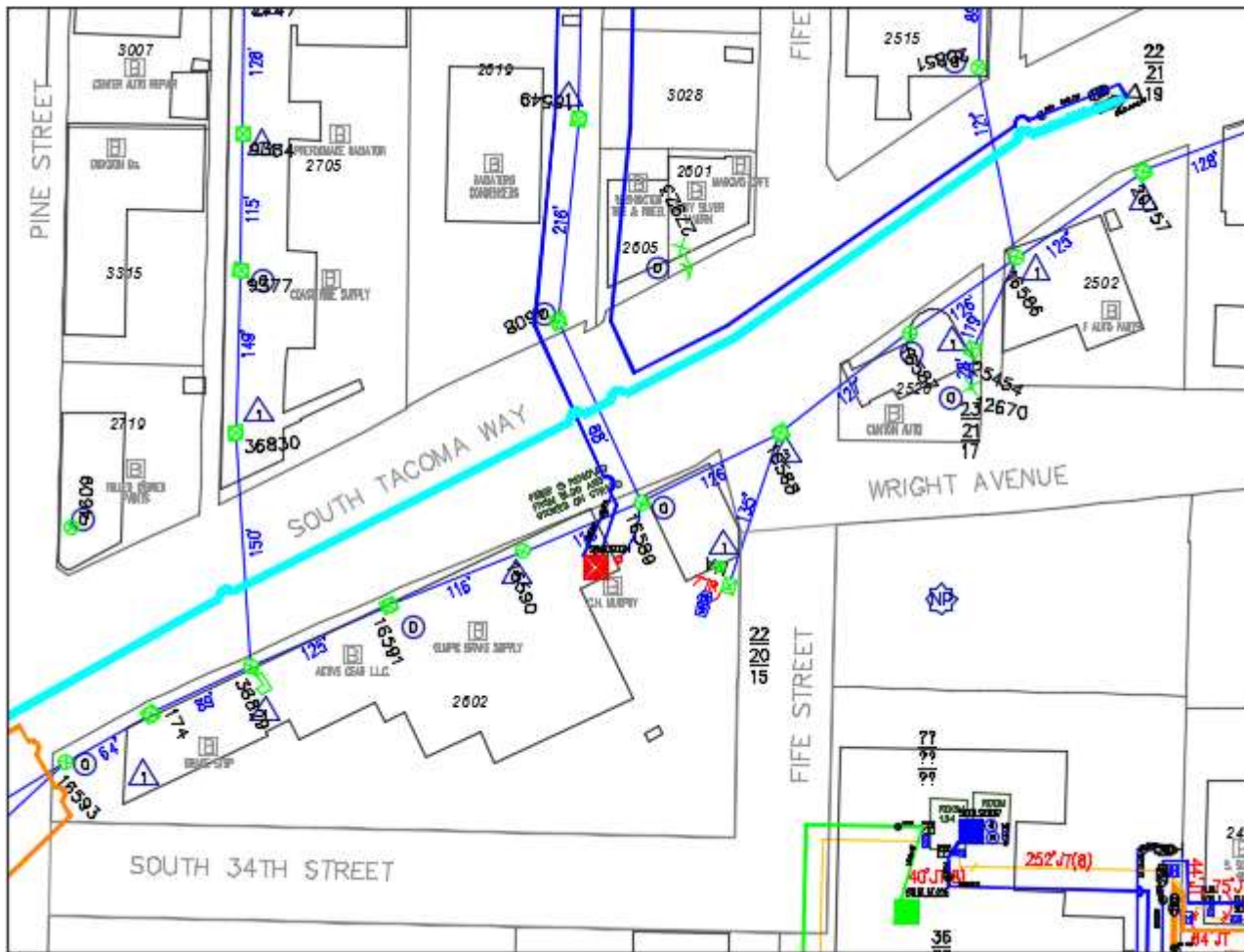
SW.01.003





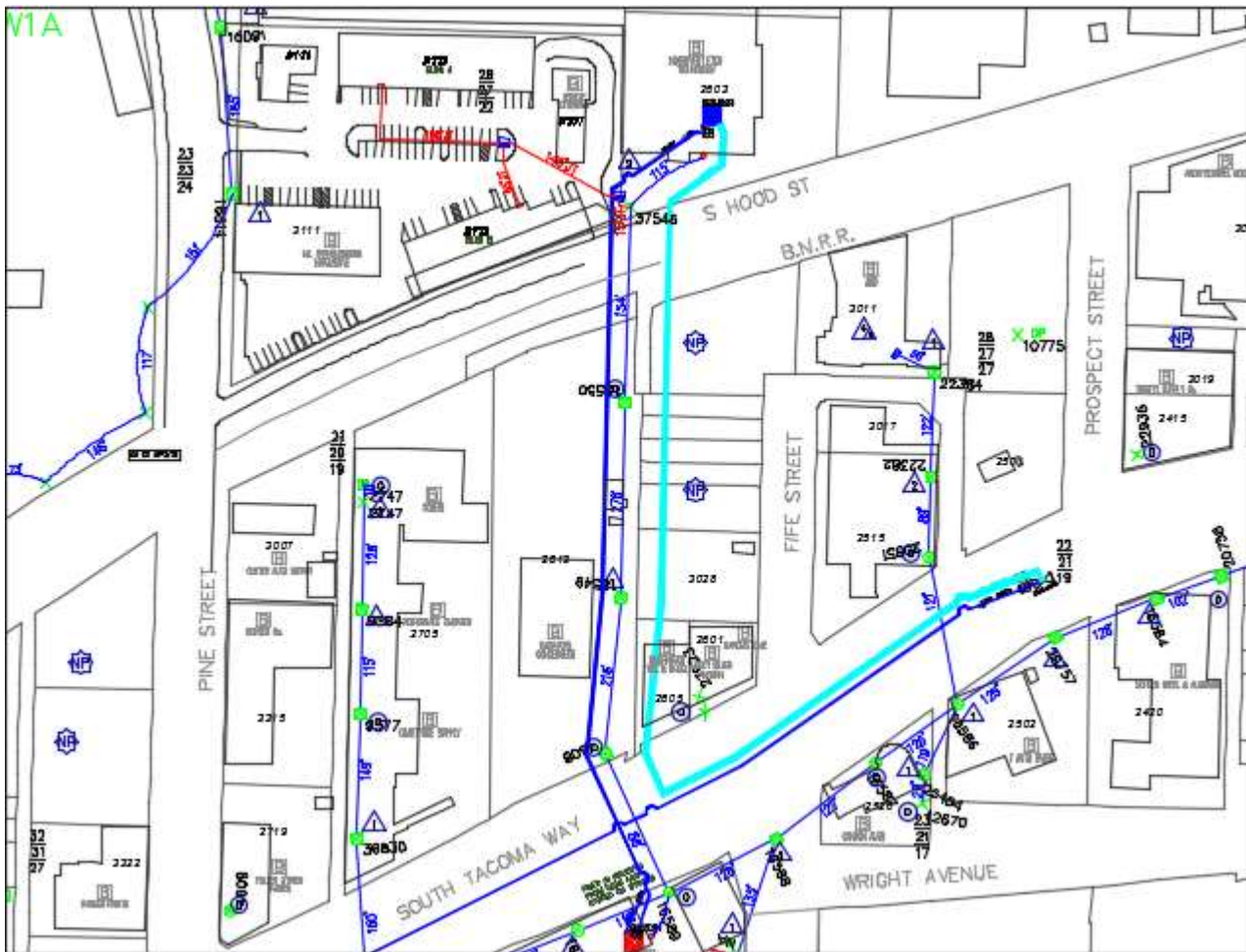
SW.01.025



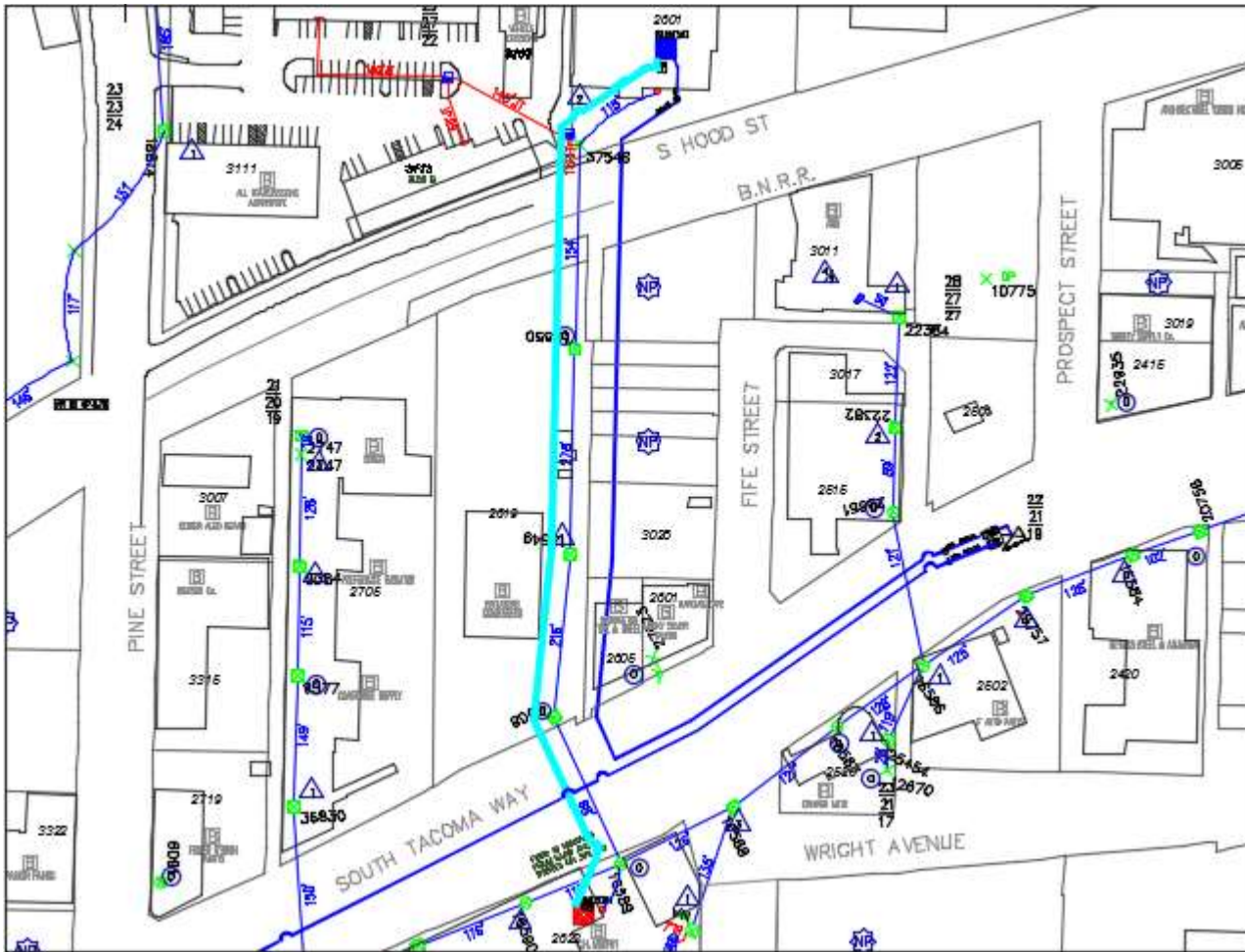


SW.01.026

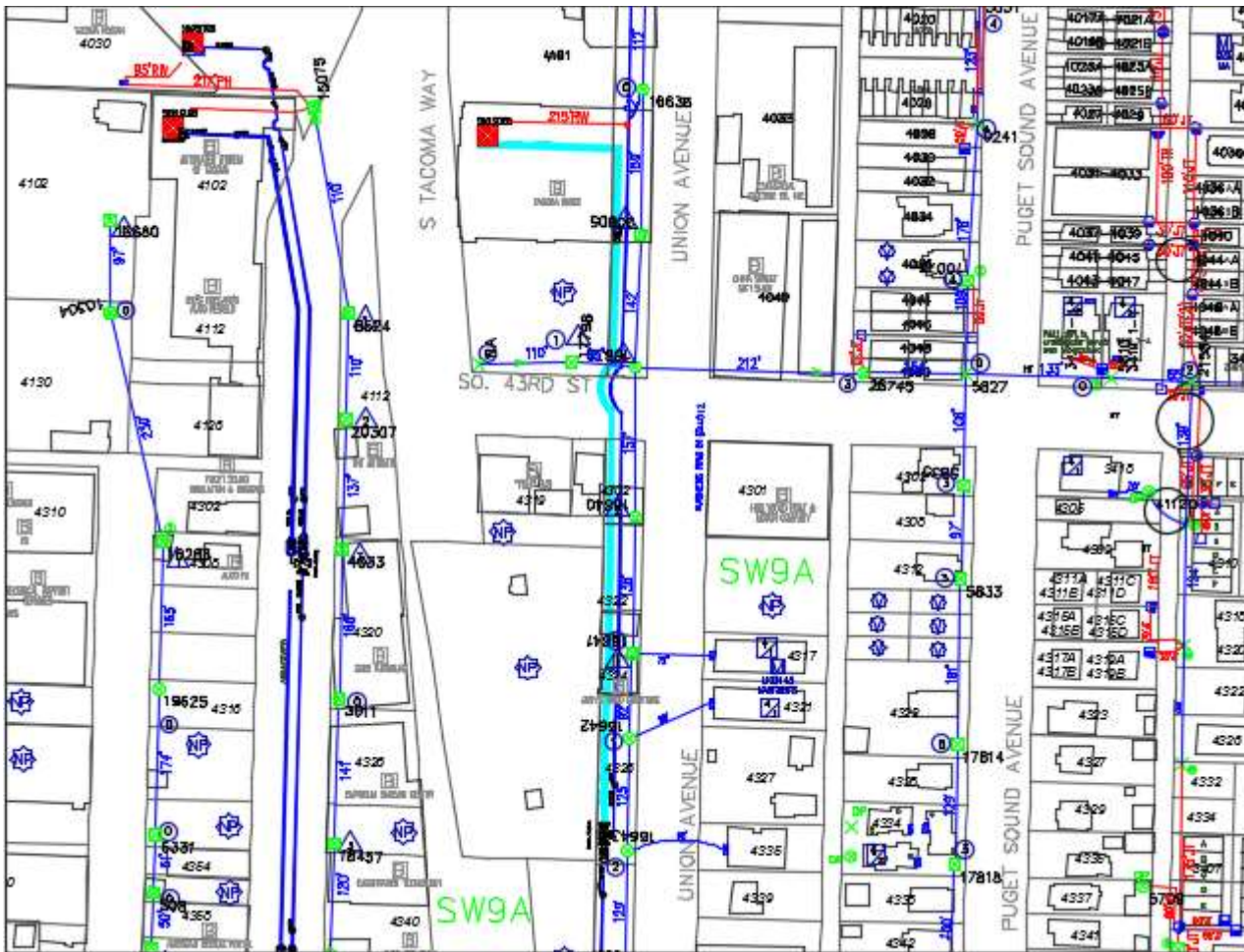




SW.01.027



SW.01.050

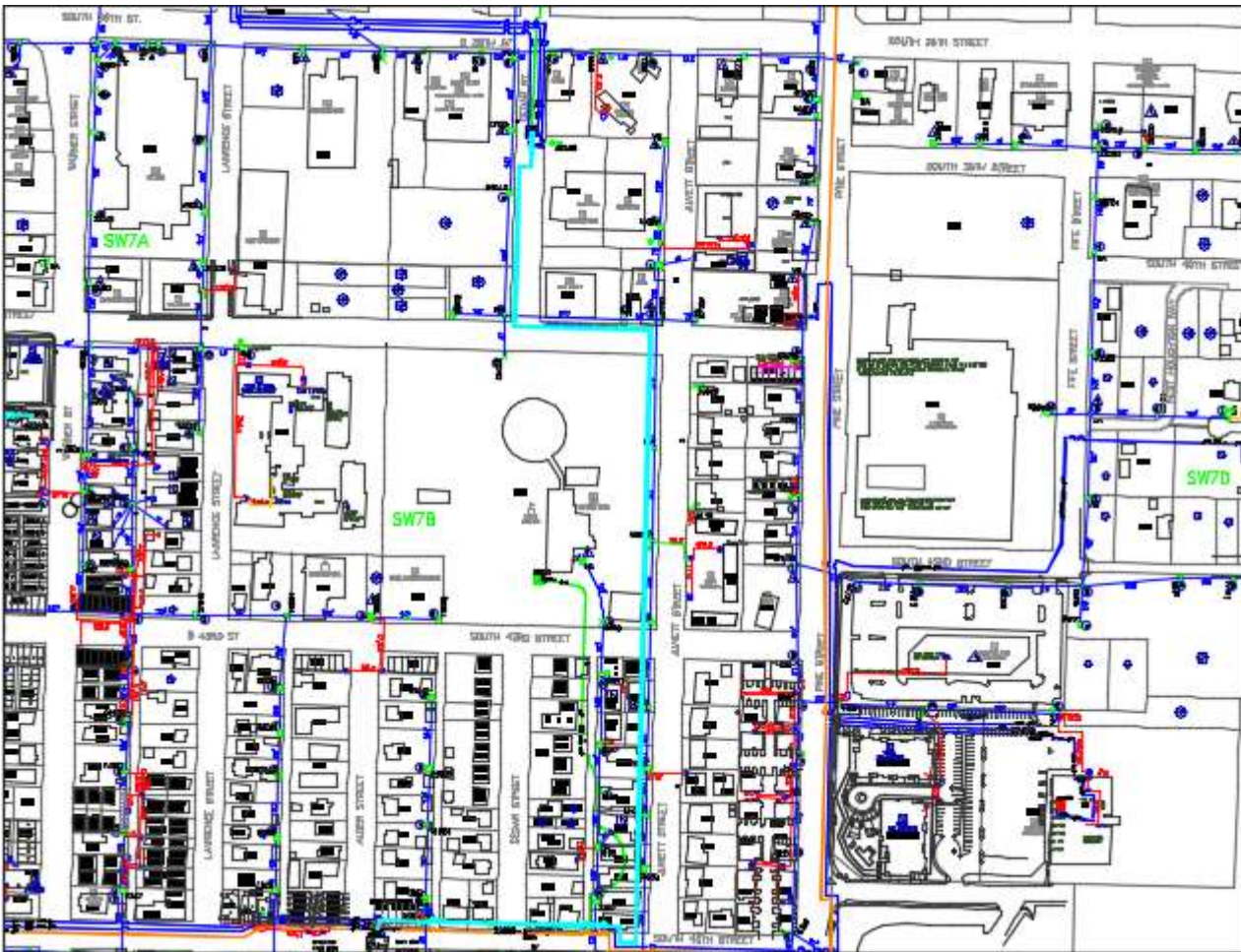


SW.01.051



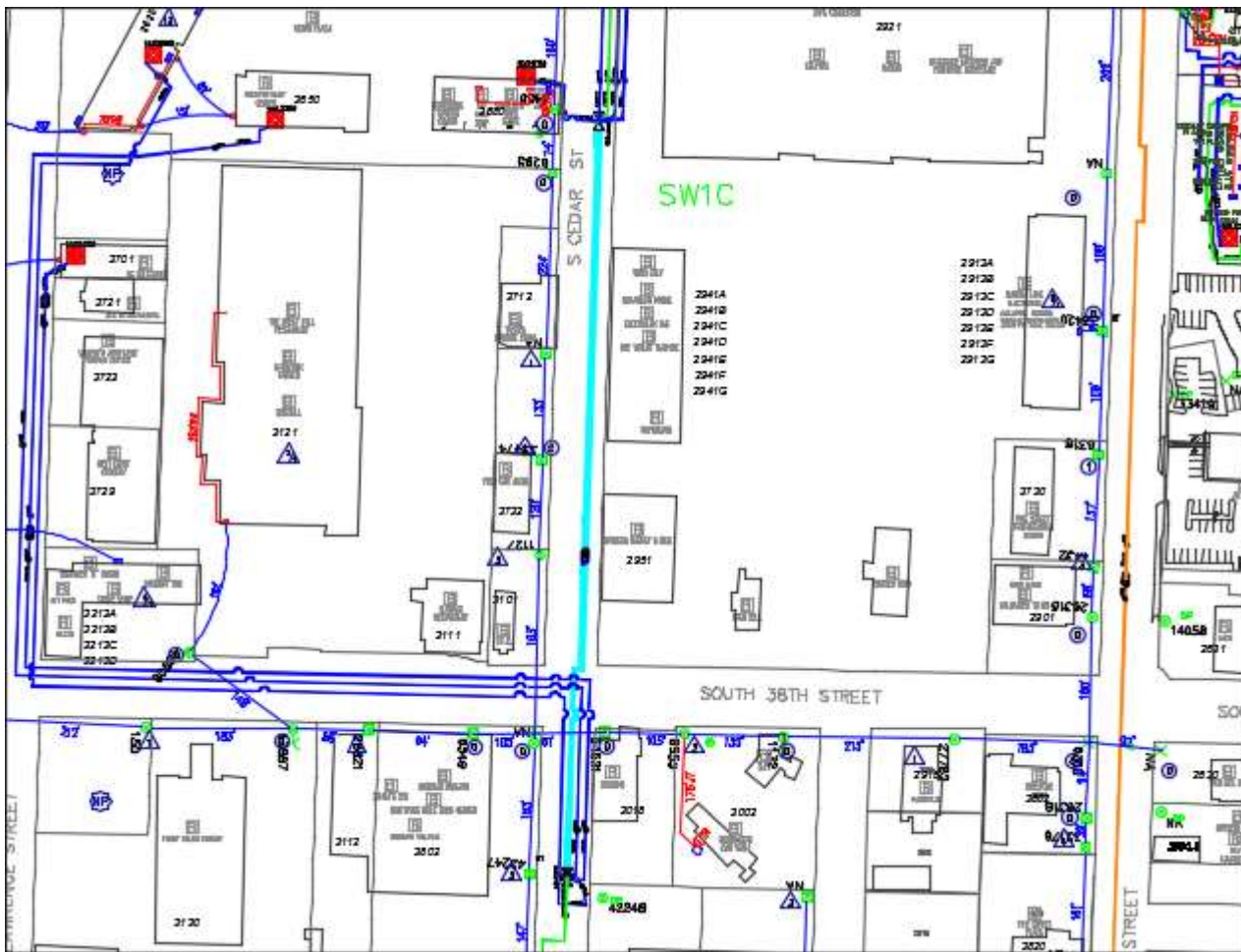
SW.01.052





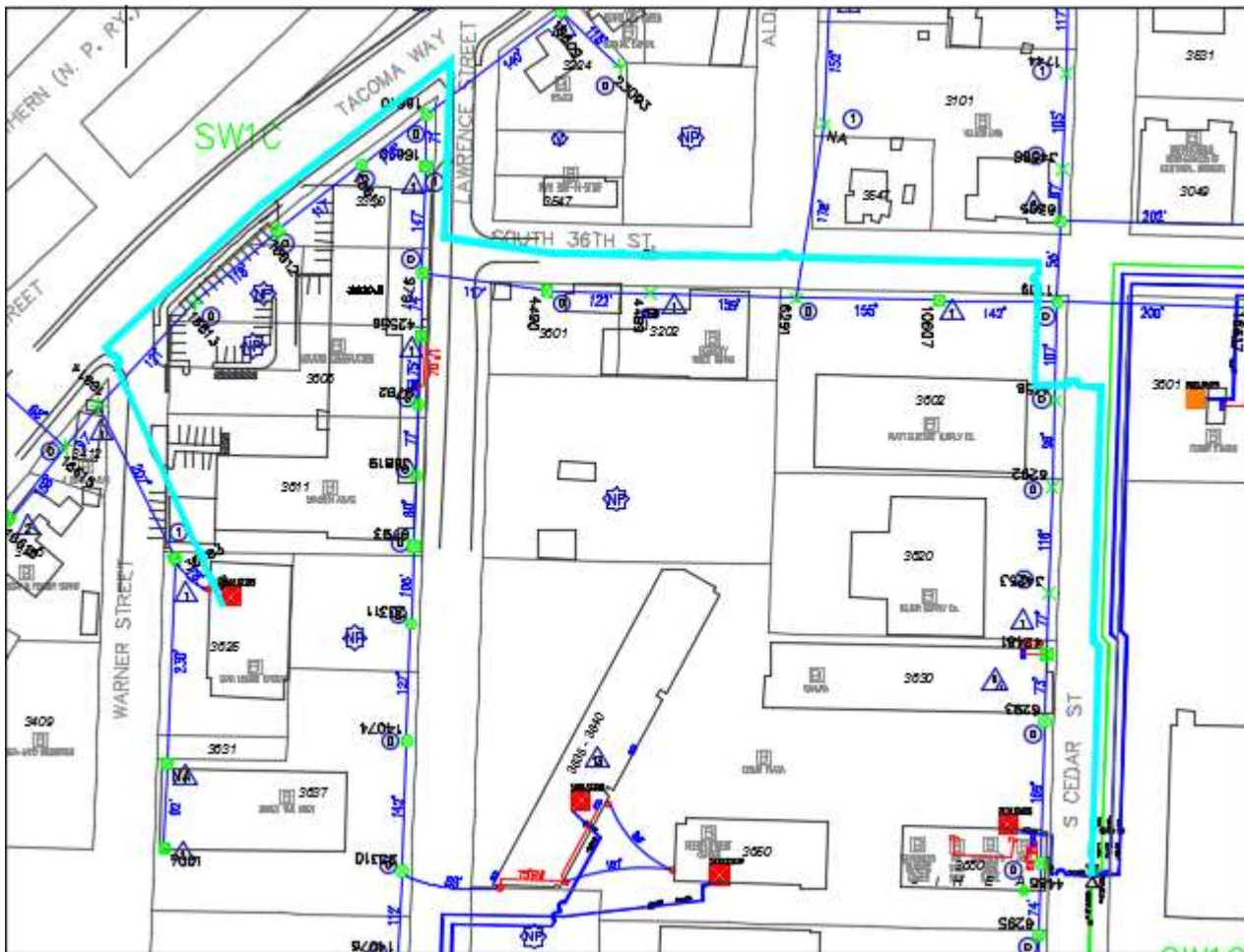
SW.01.053



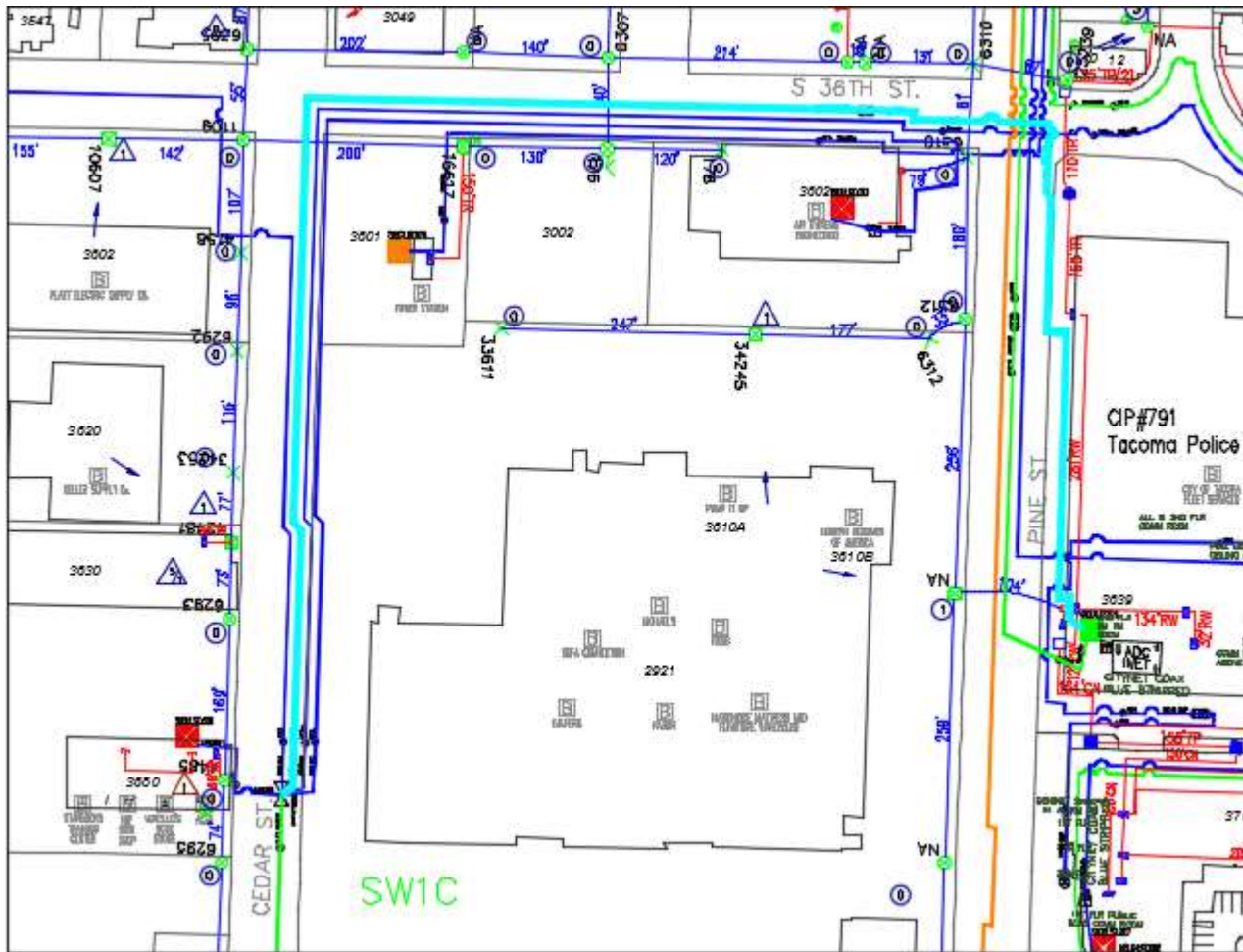


SW.01.054



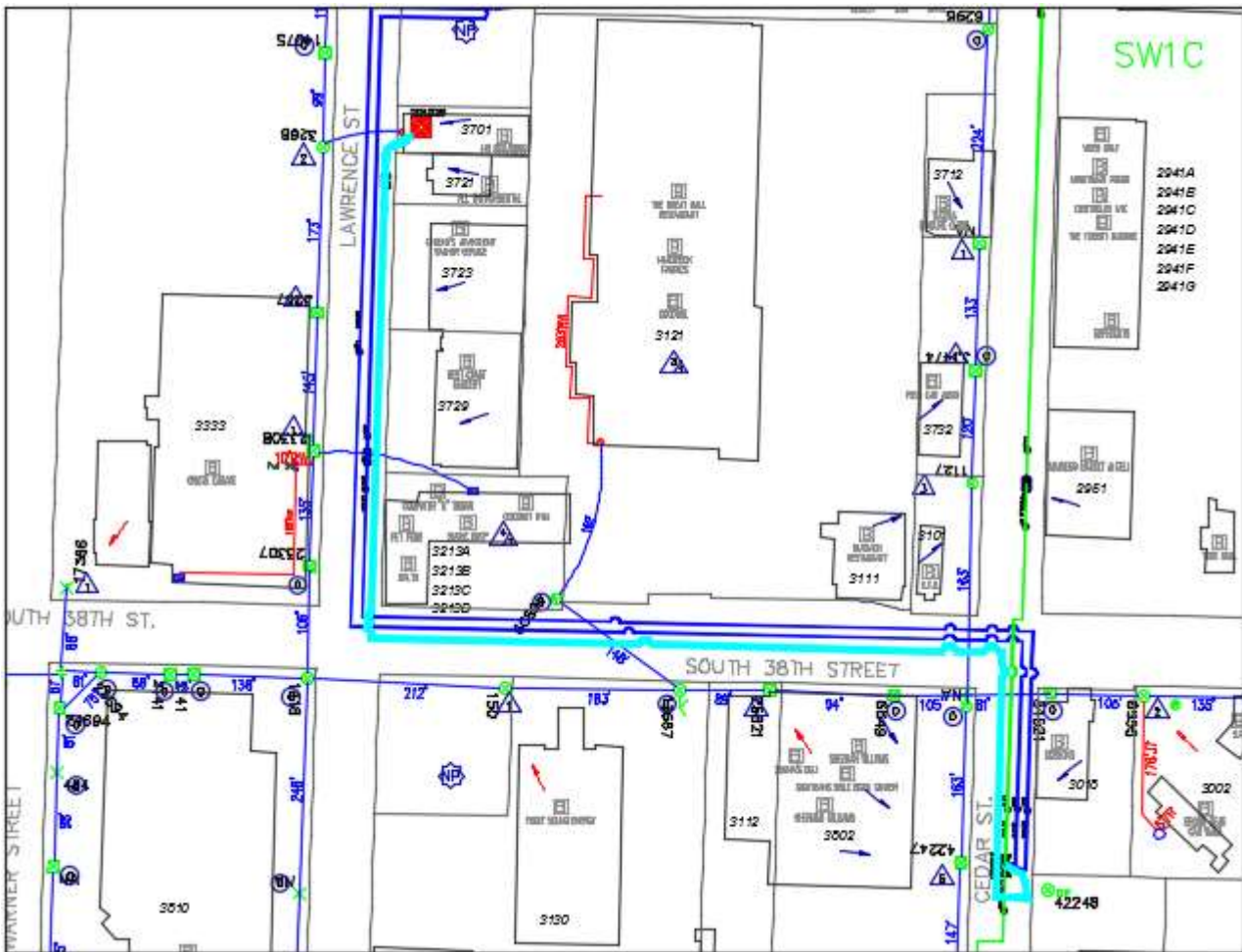


SW.01.056

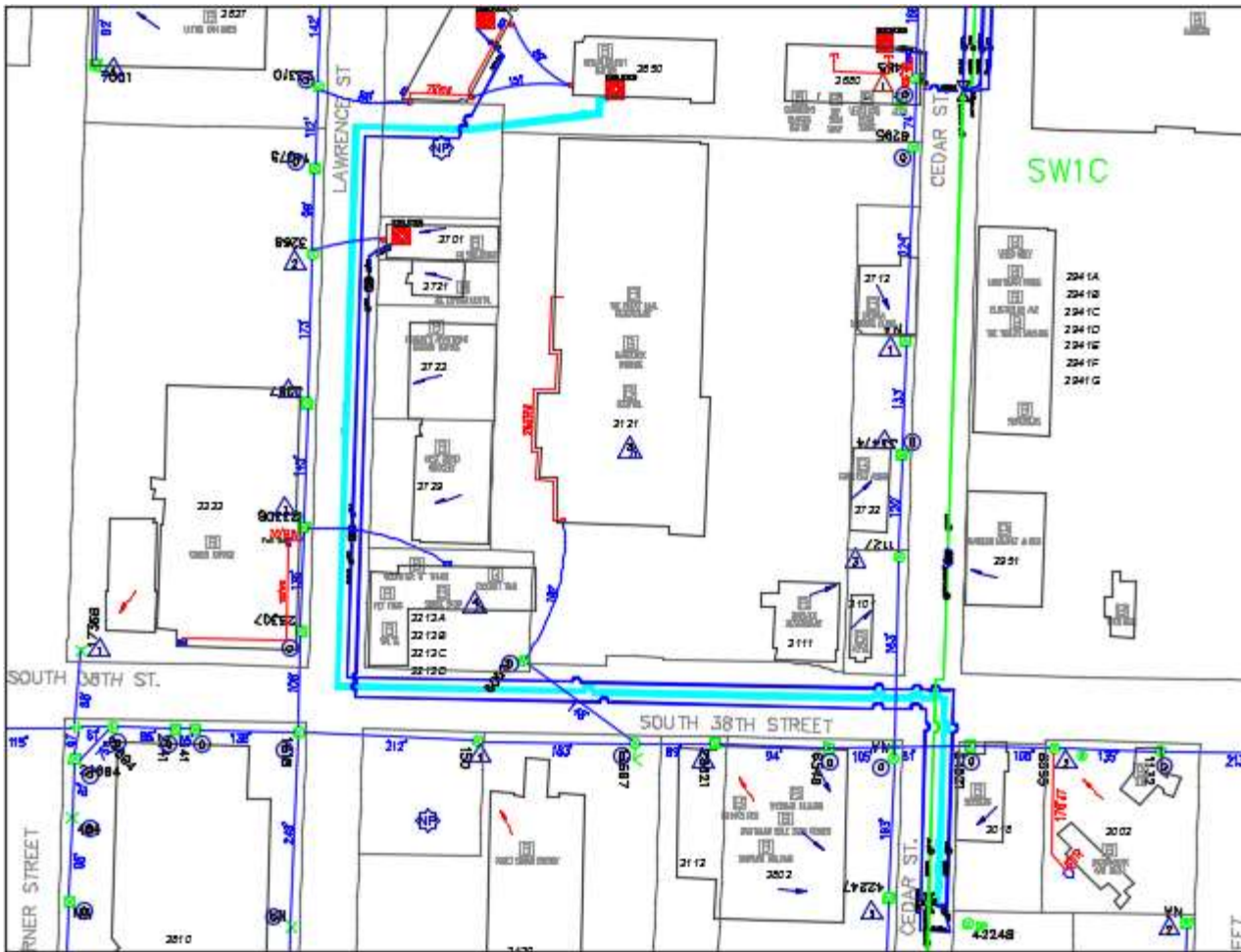


SW.01.060



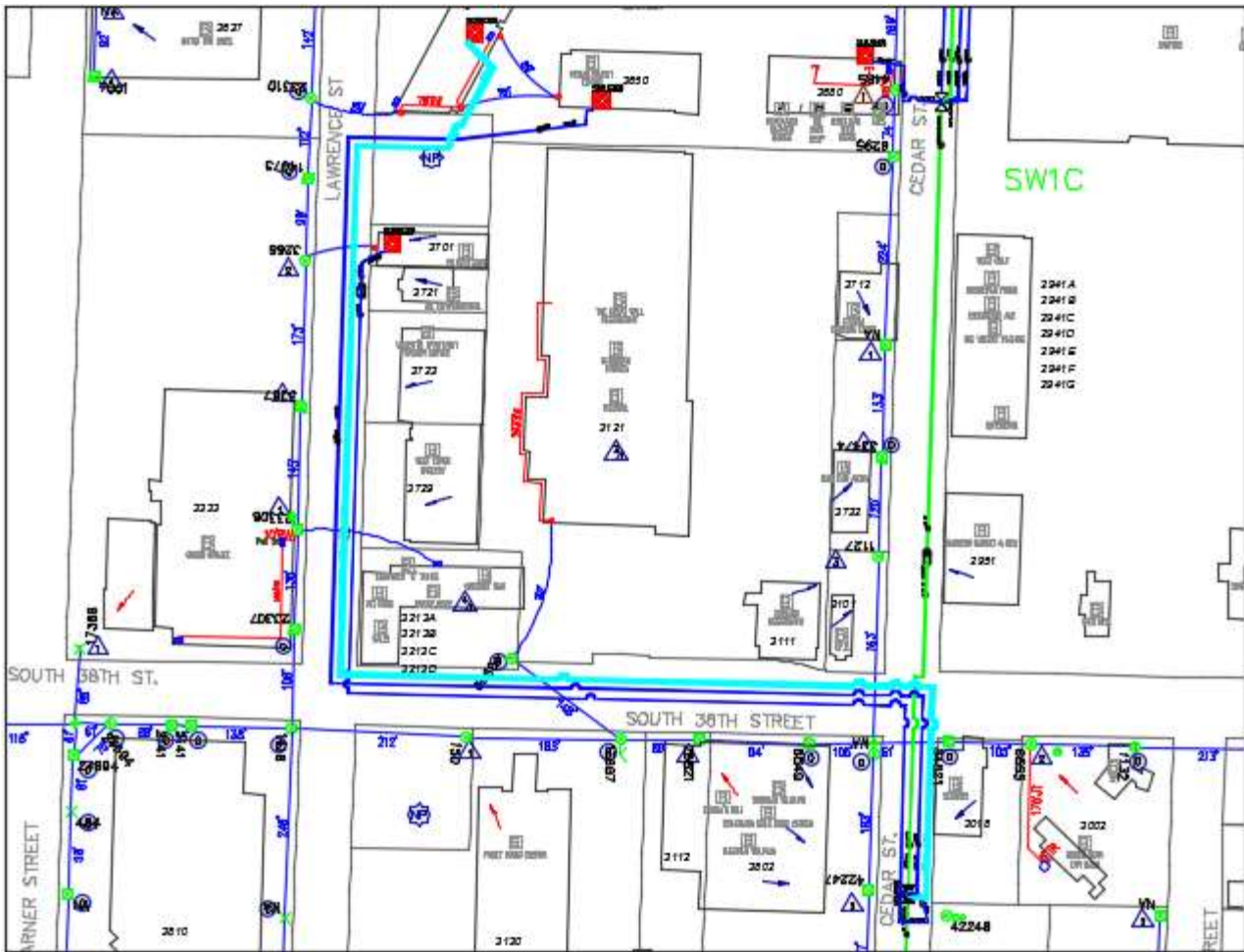


SW.01.061

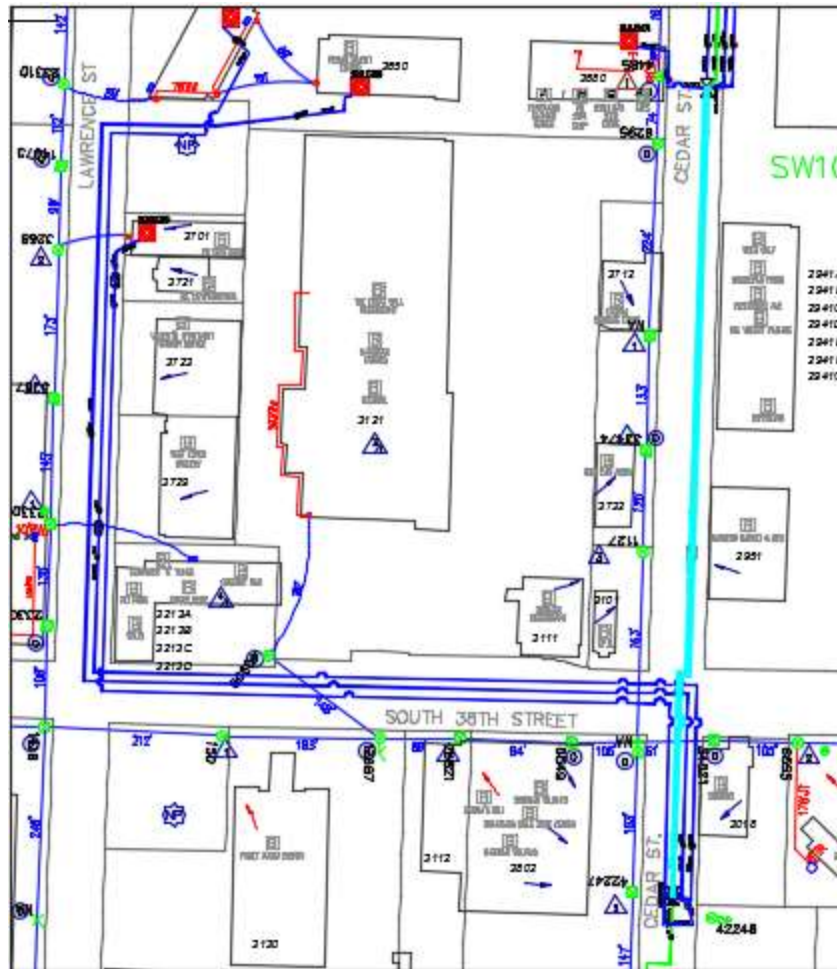


SW.01.062

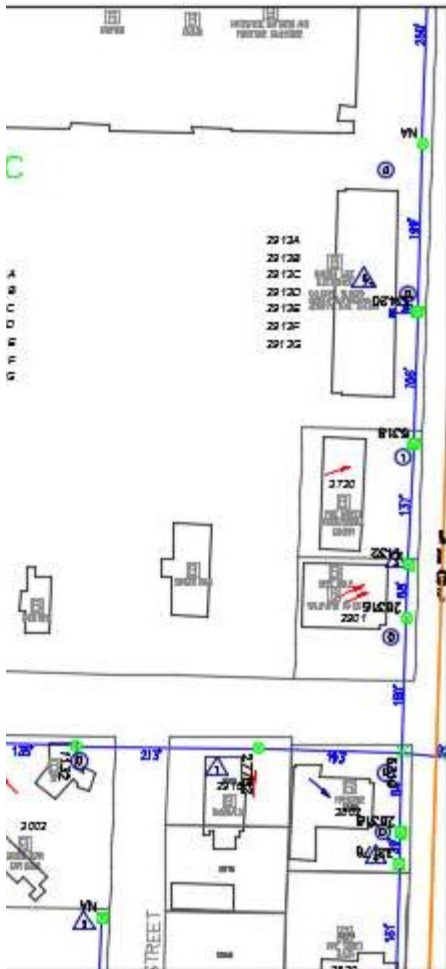


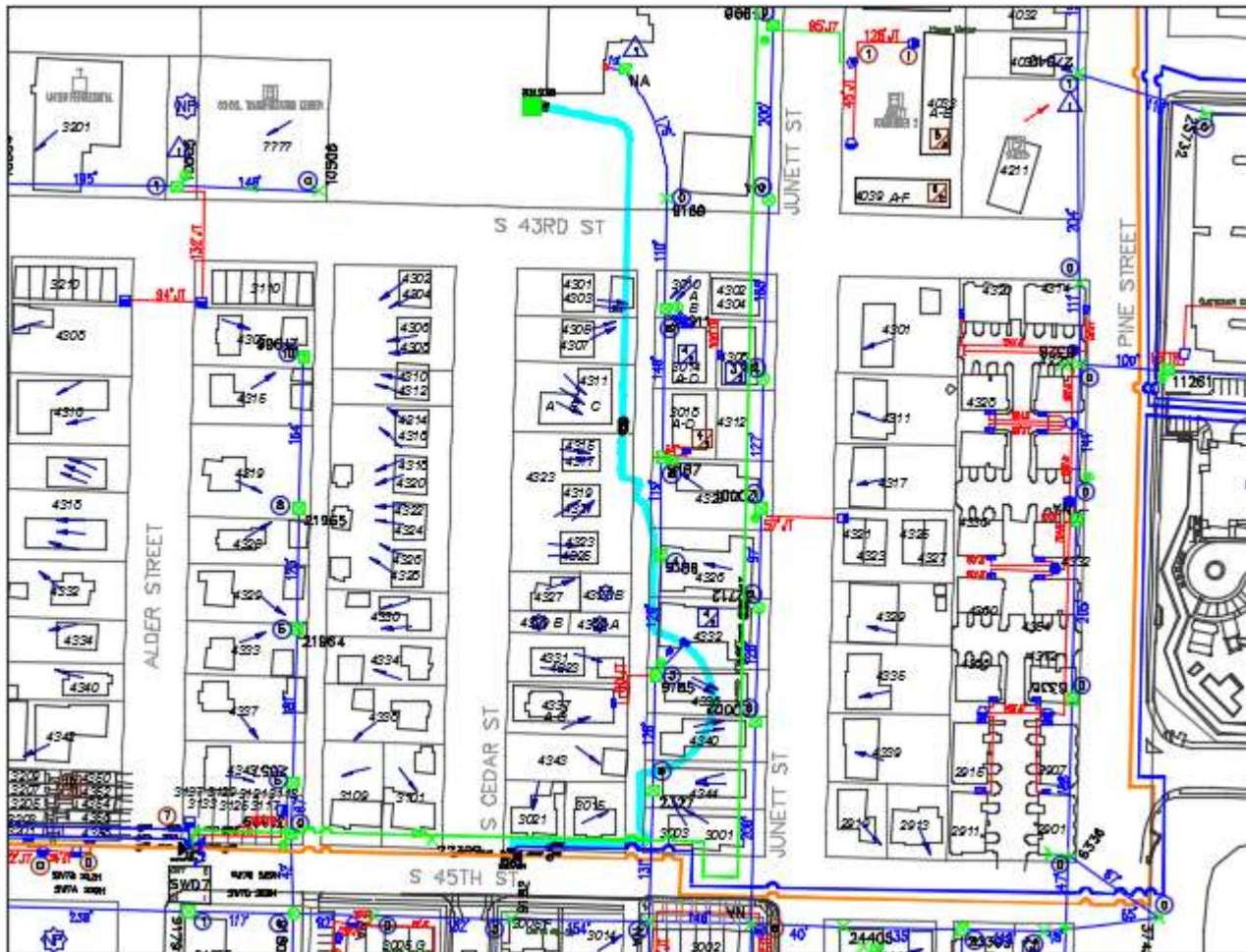


SW.01.063

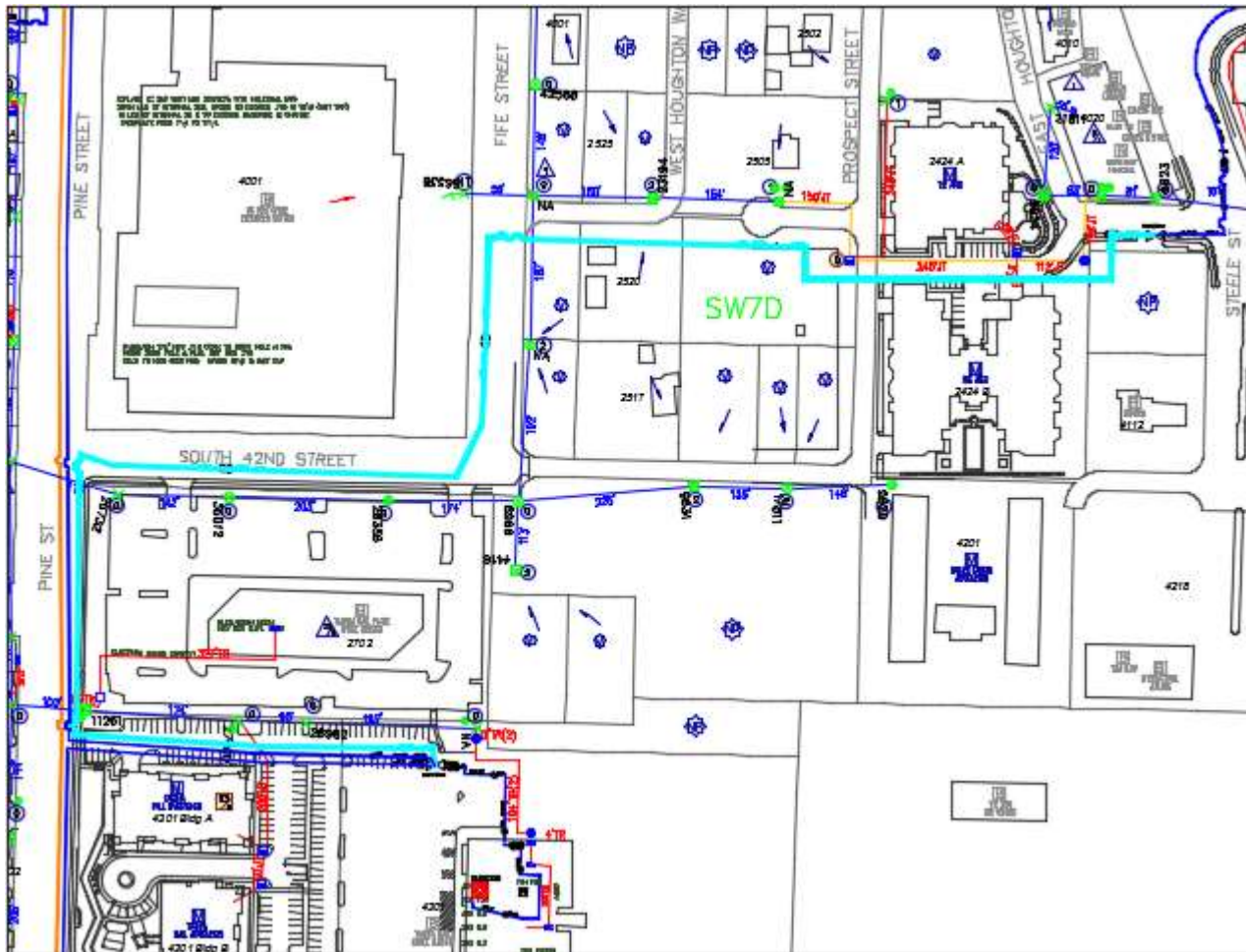


SW.01.066

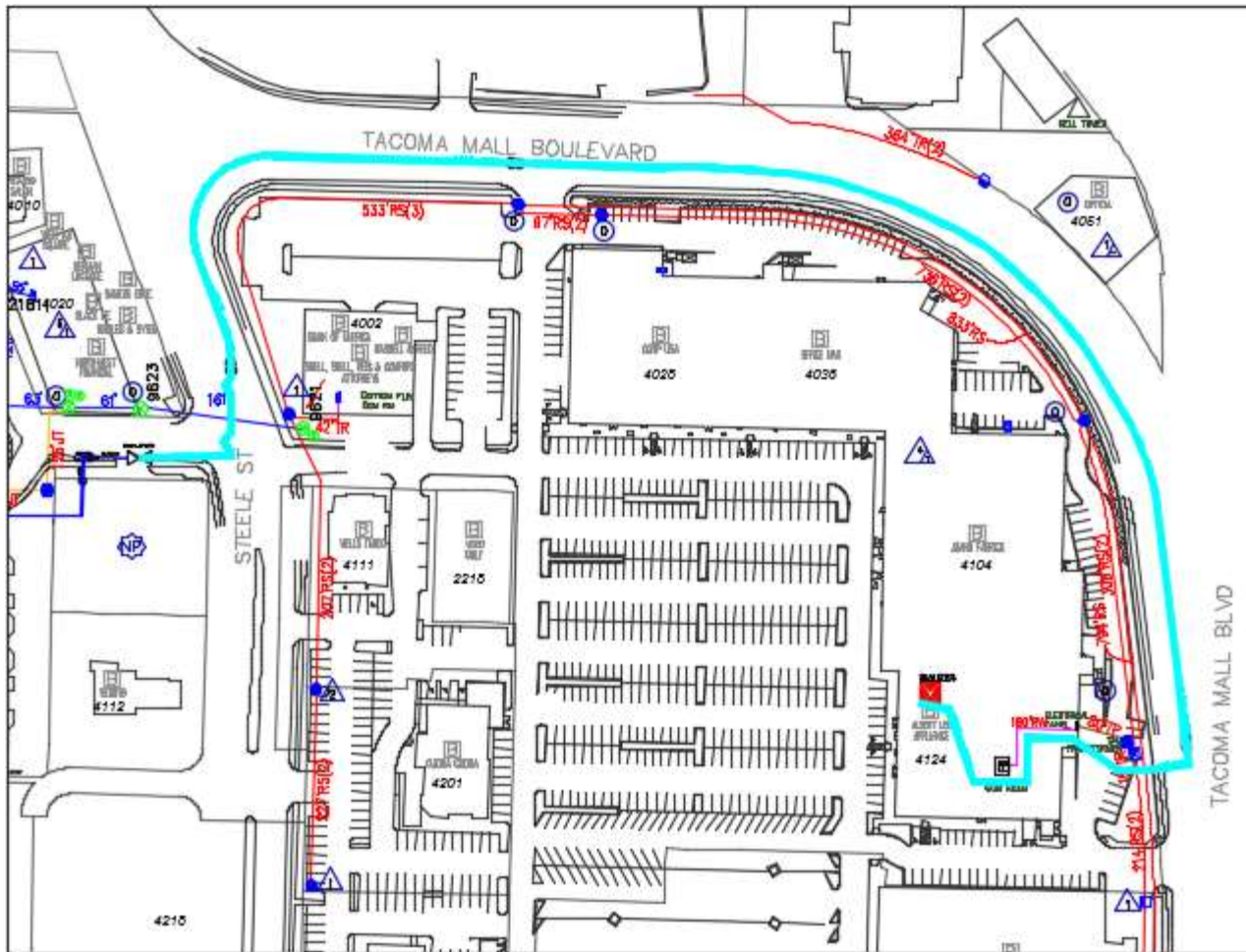




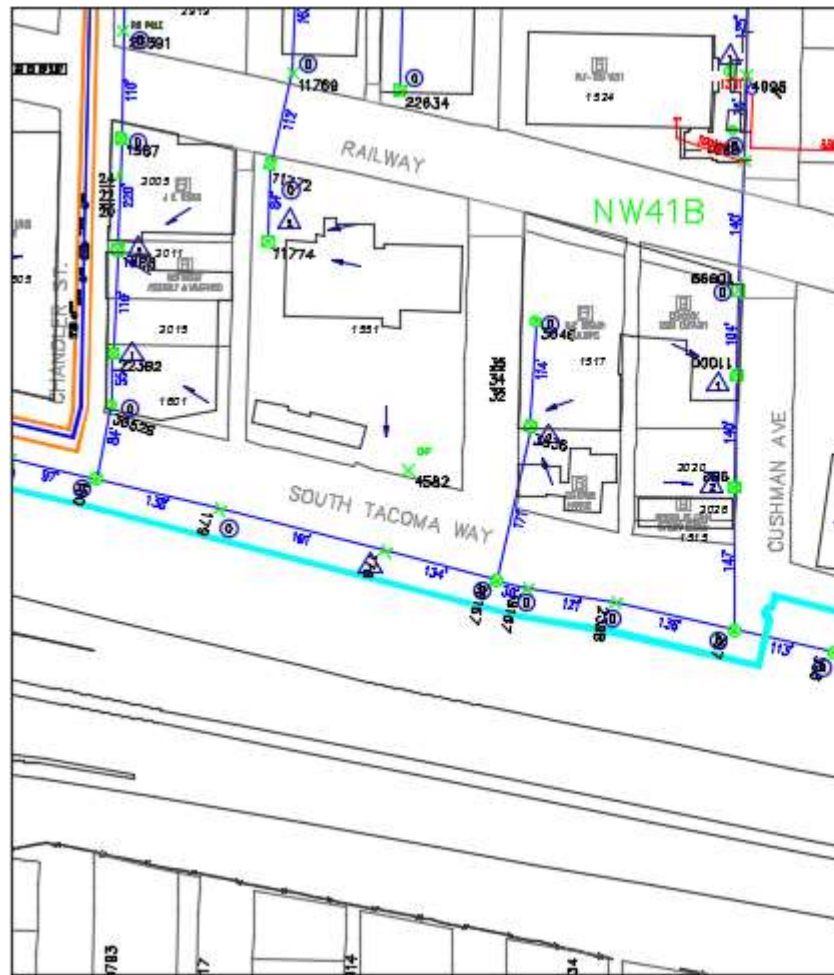
SW.01.069



SW.01.070

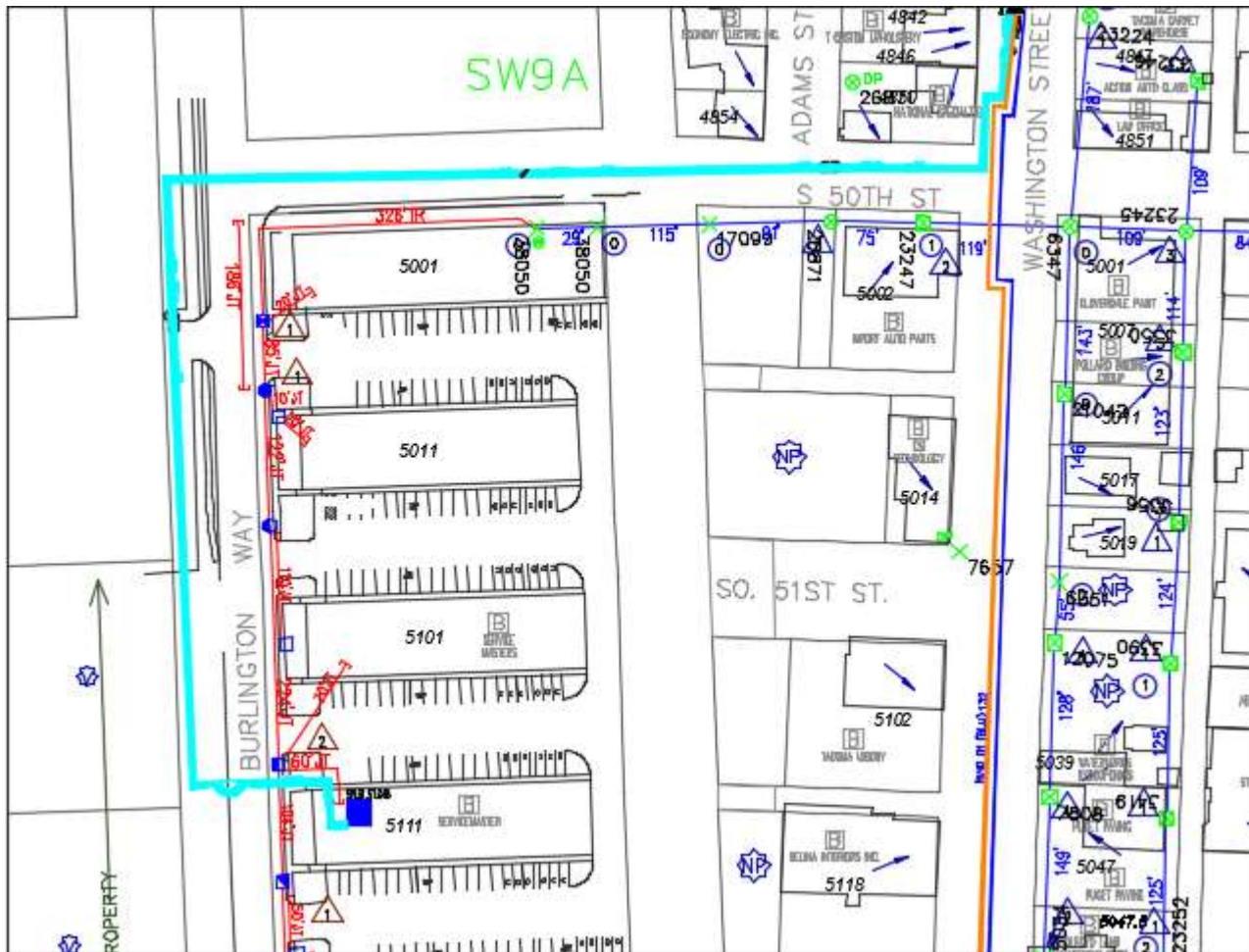


SW.01.078



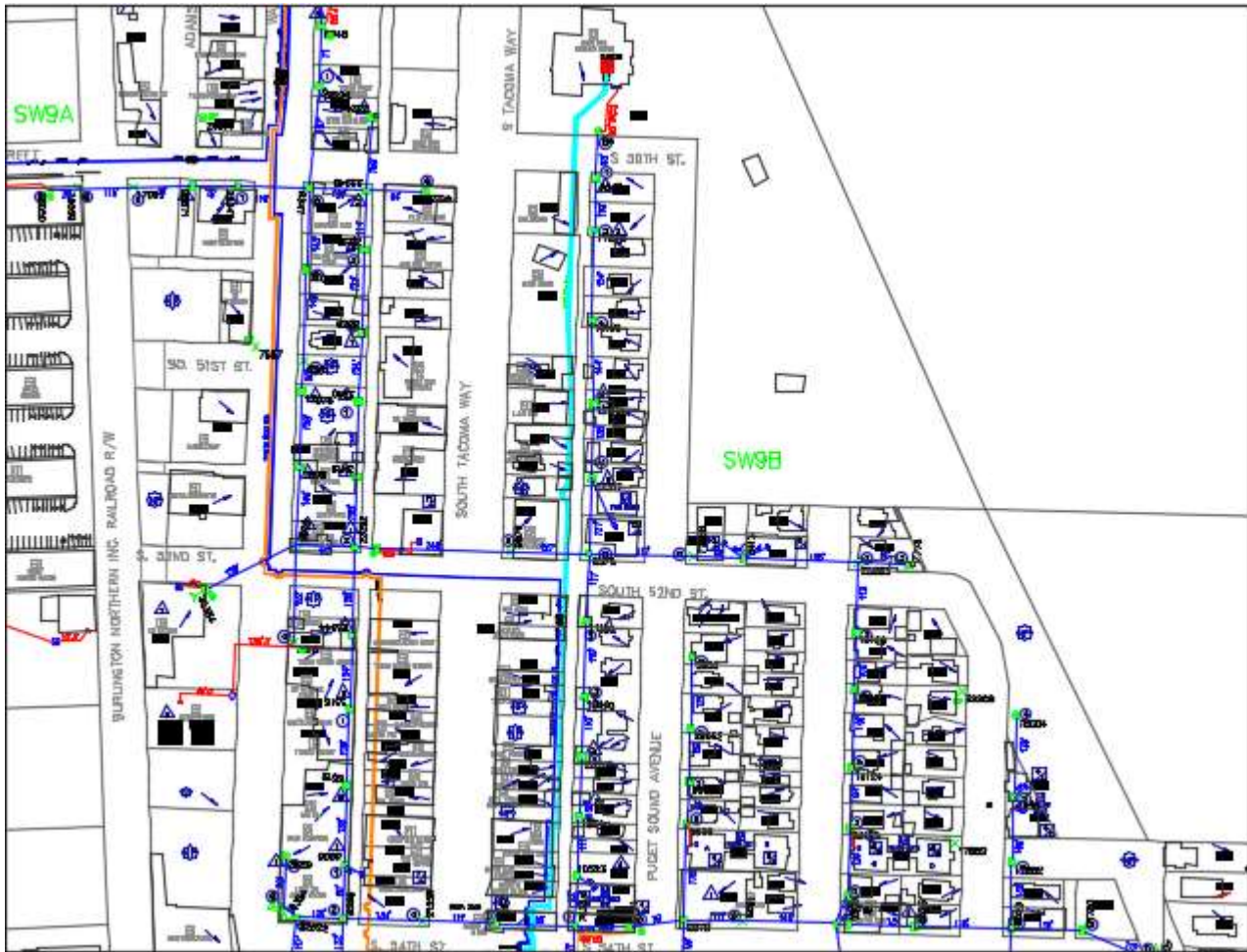
SW.01.084





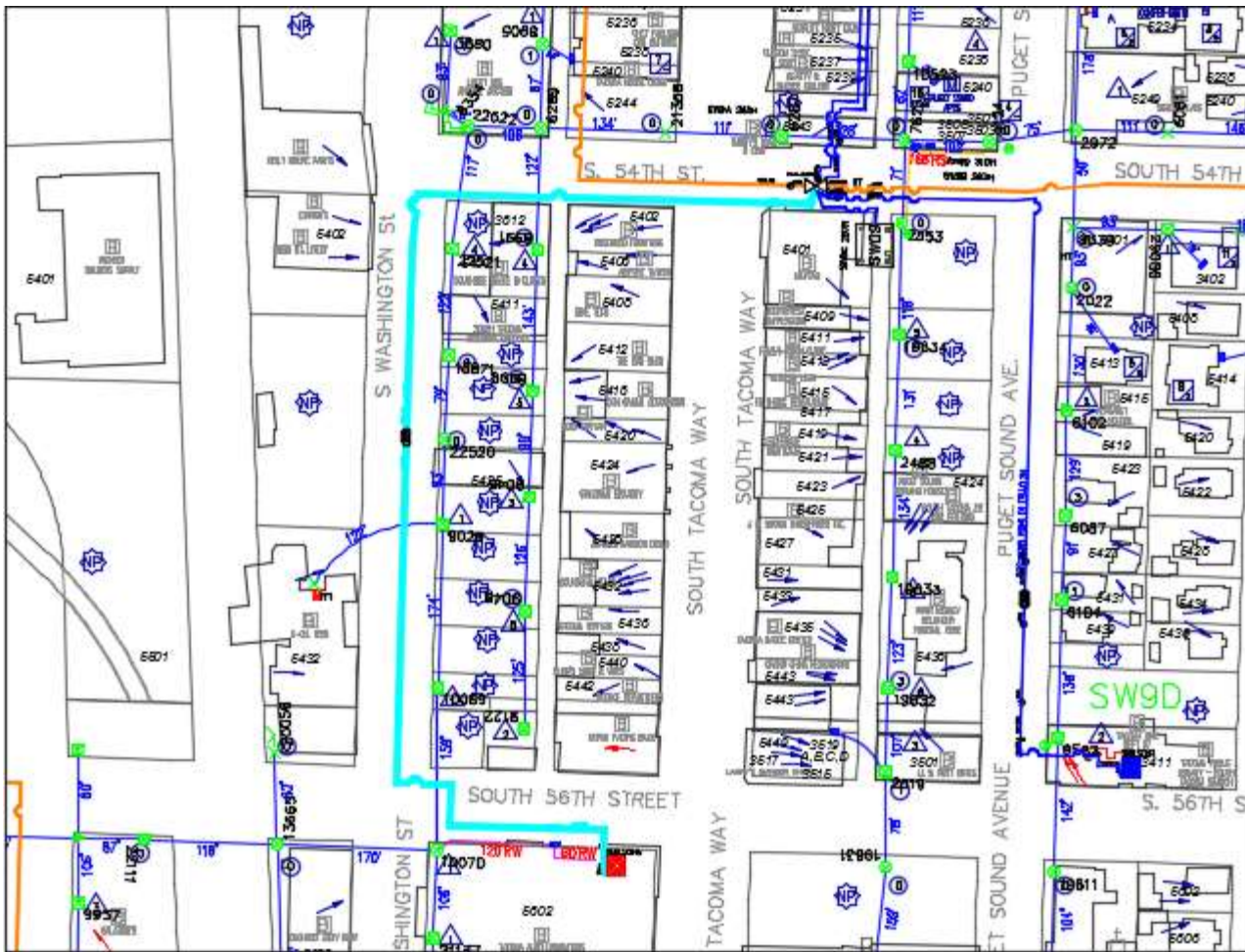
SW.01.086



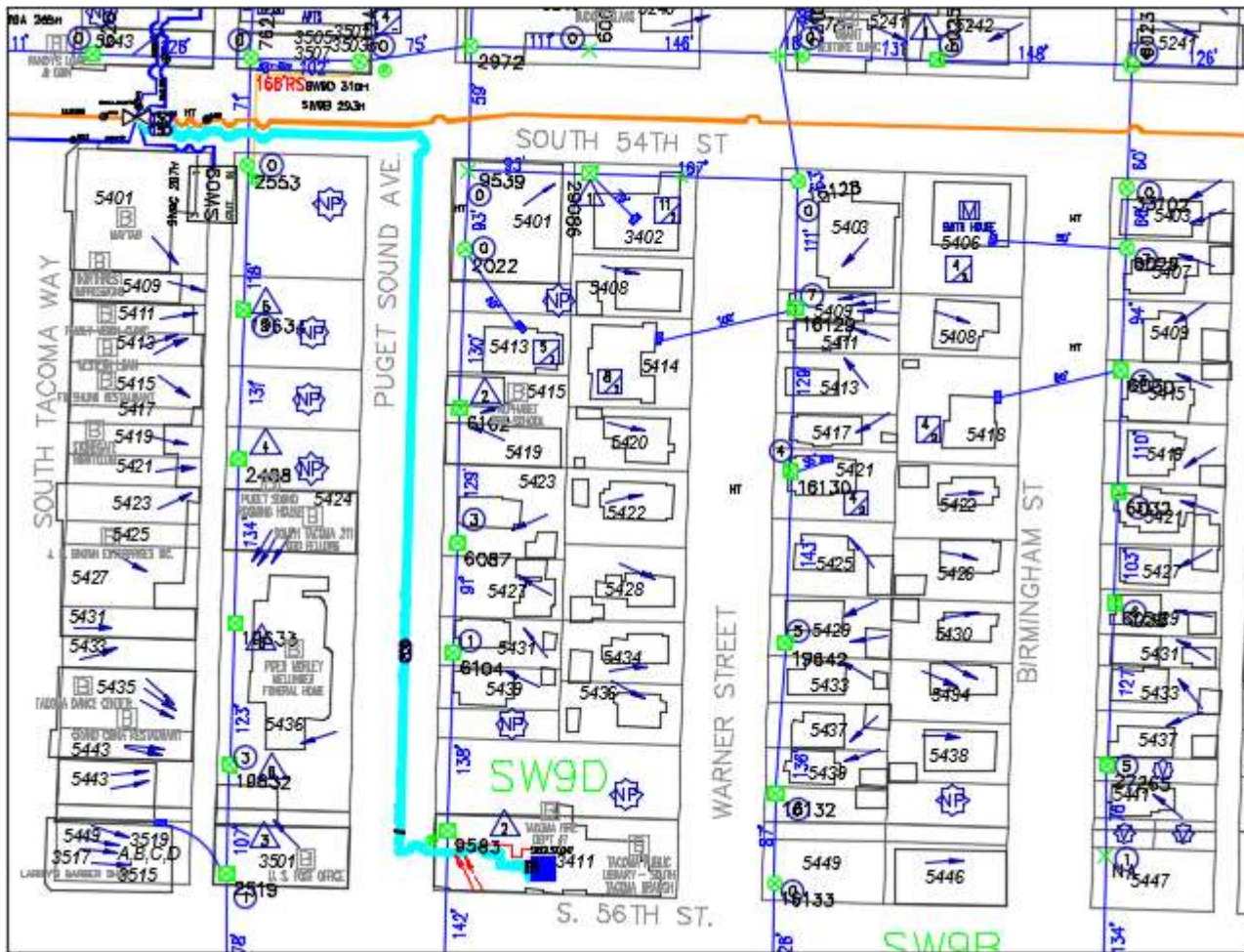


SW.01.087



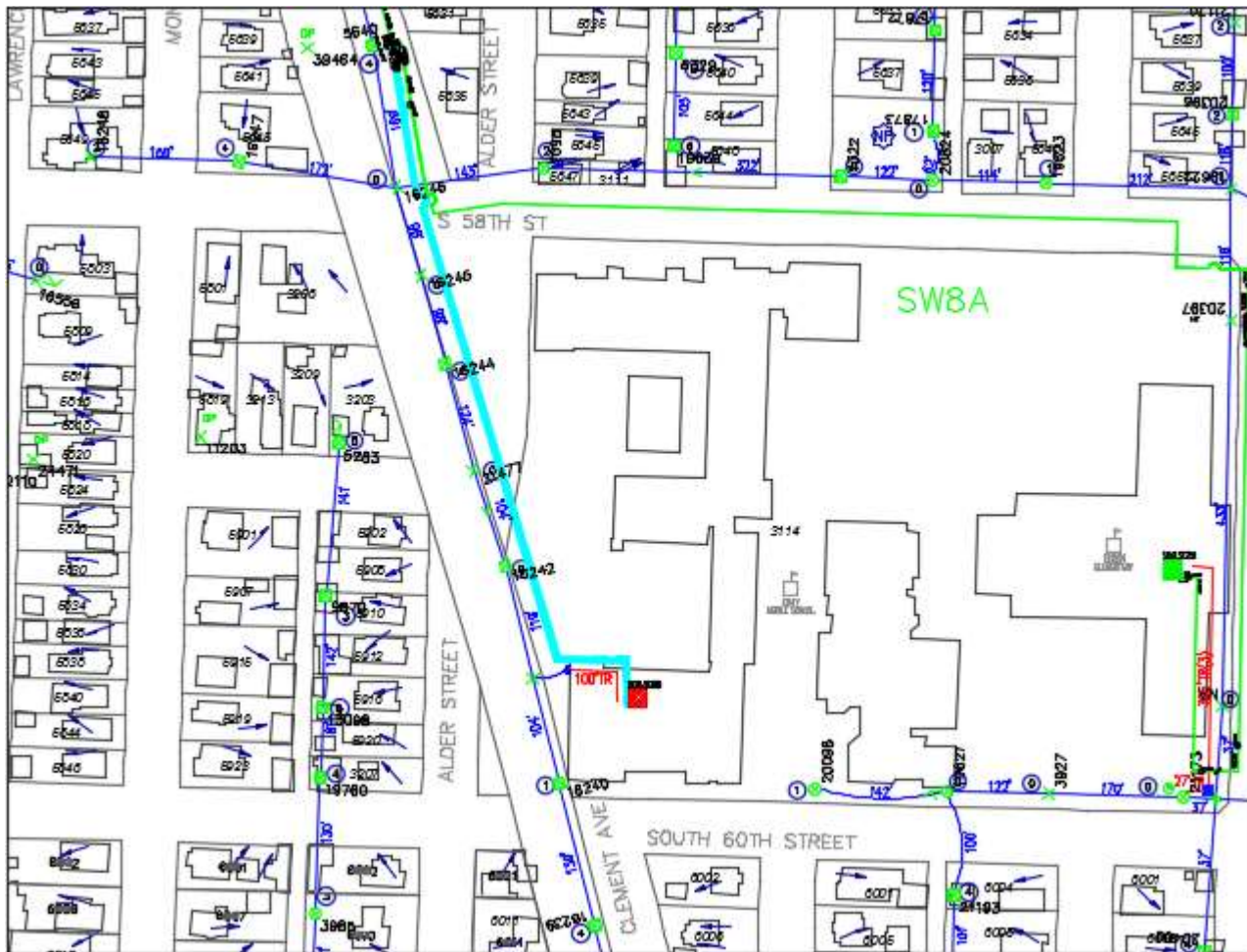


SW.01.089



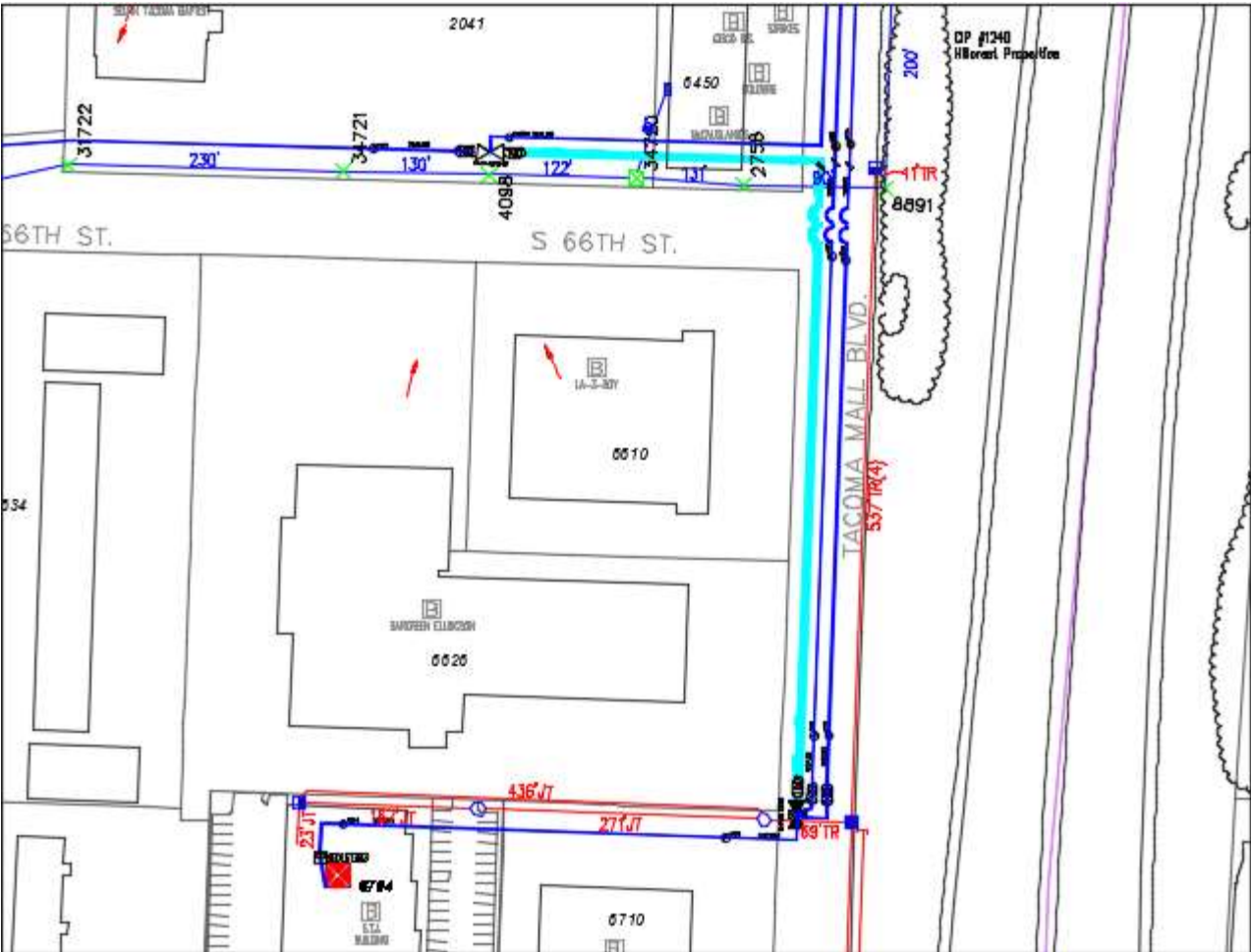
SW.01.092





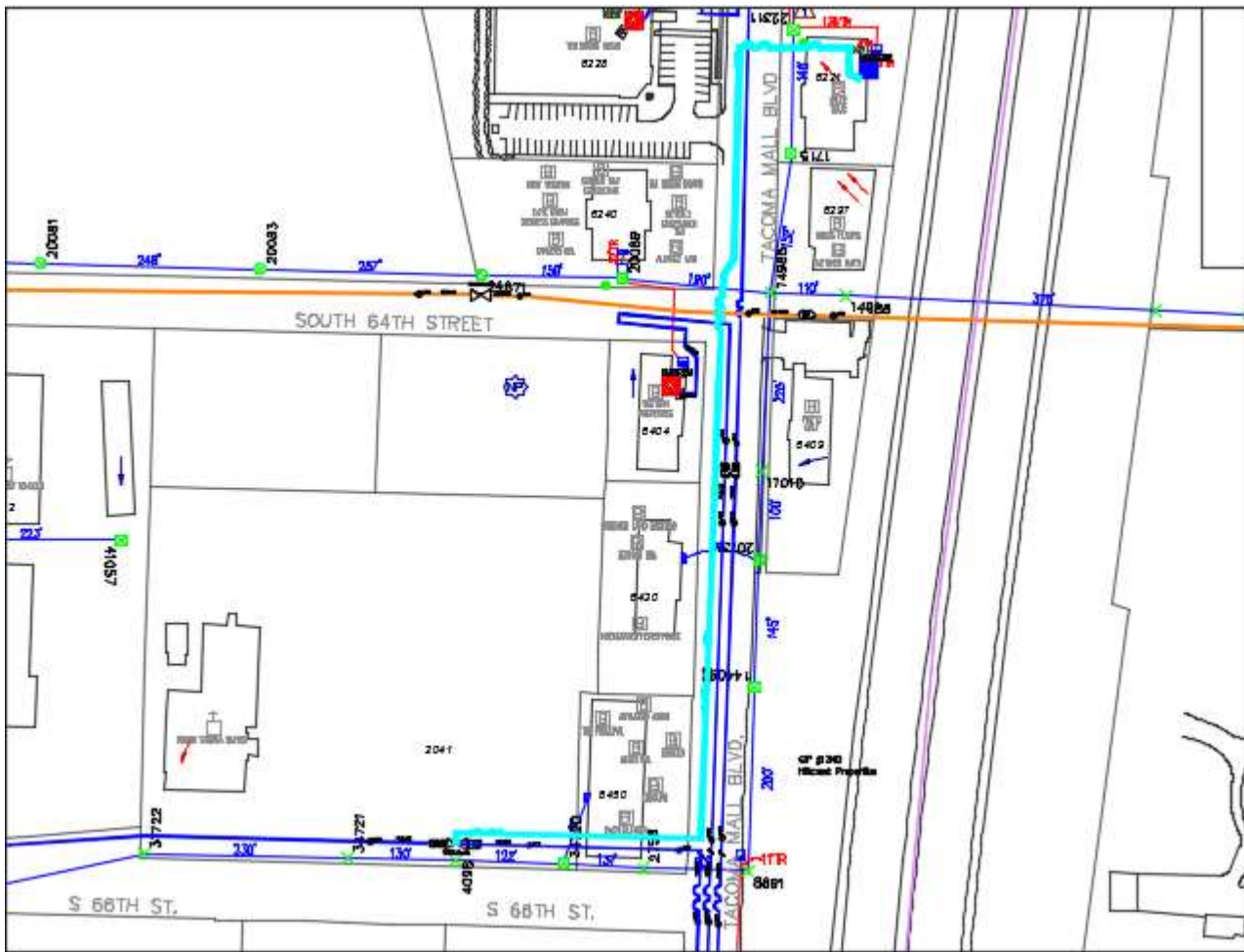
SW.01.097





SW.01.098





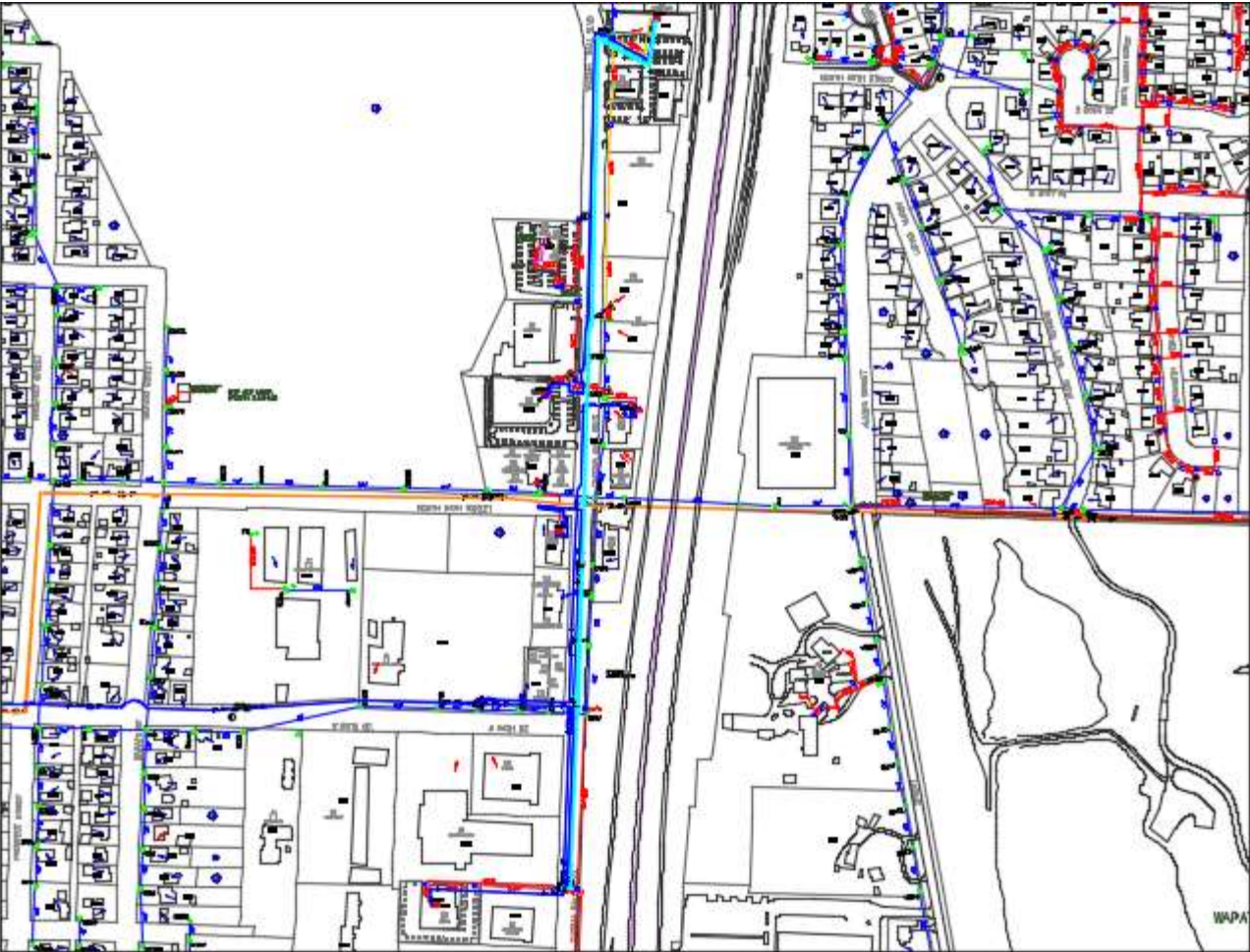
SW.01.100





SW.01.101





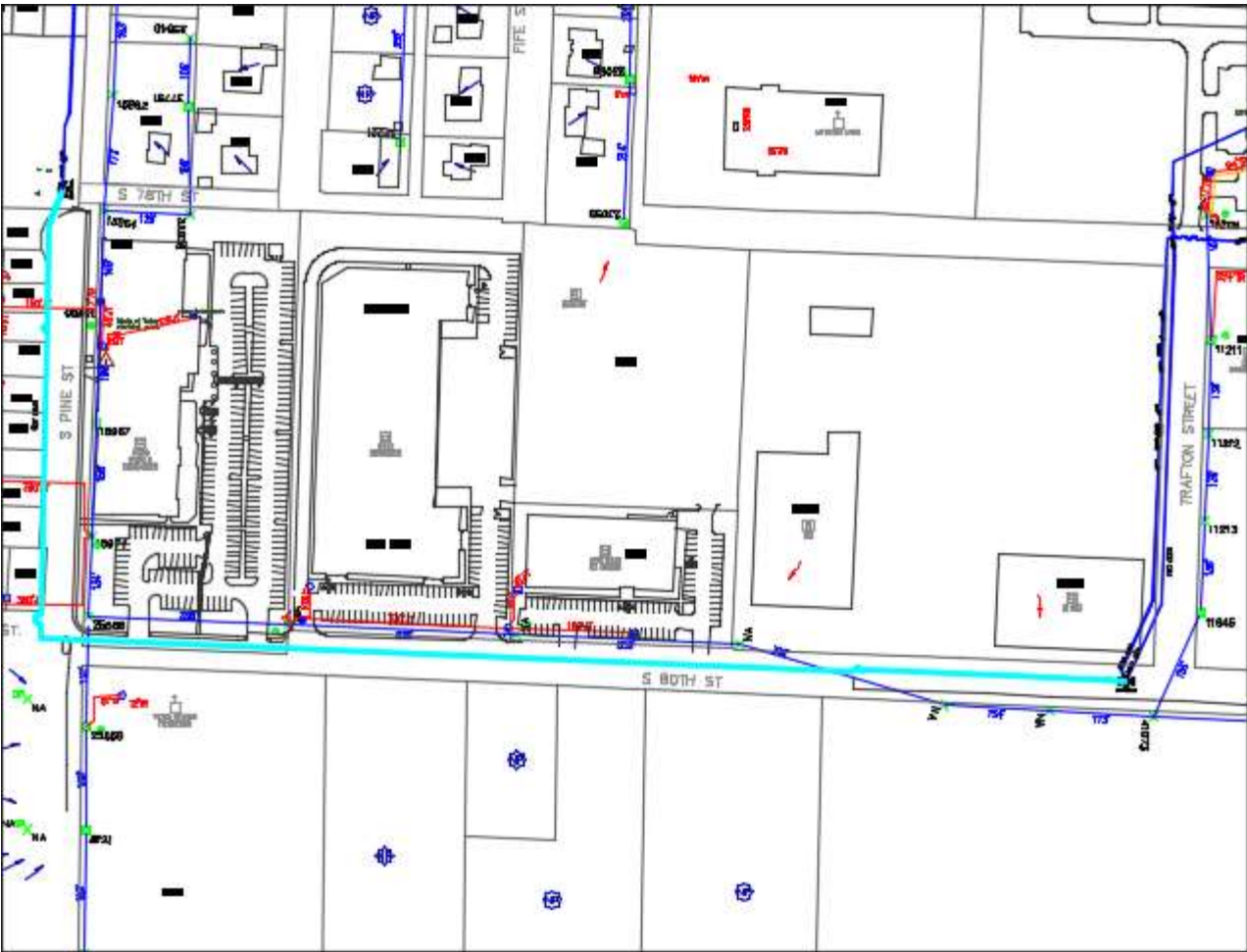
SW.01.102





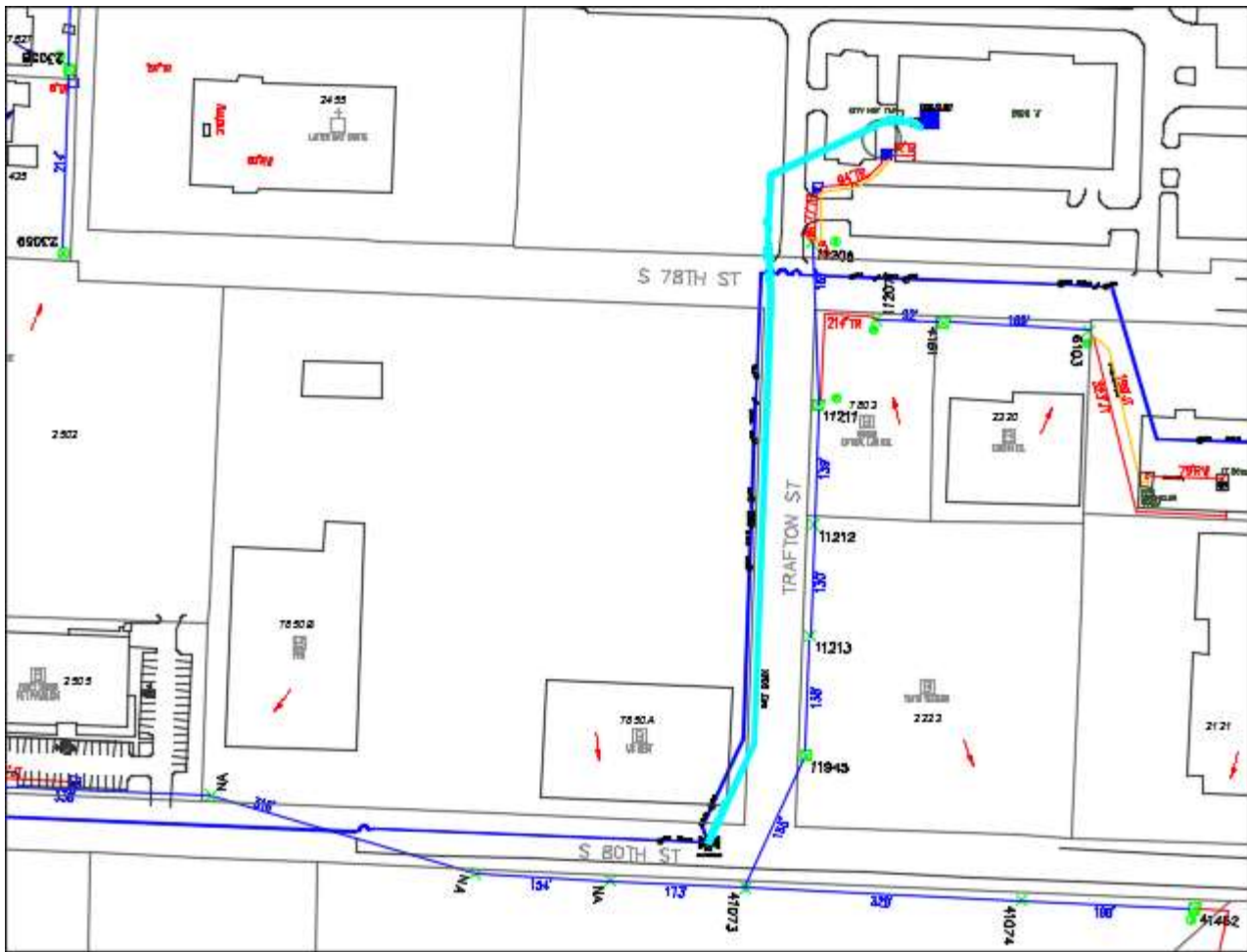
SW.01.104





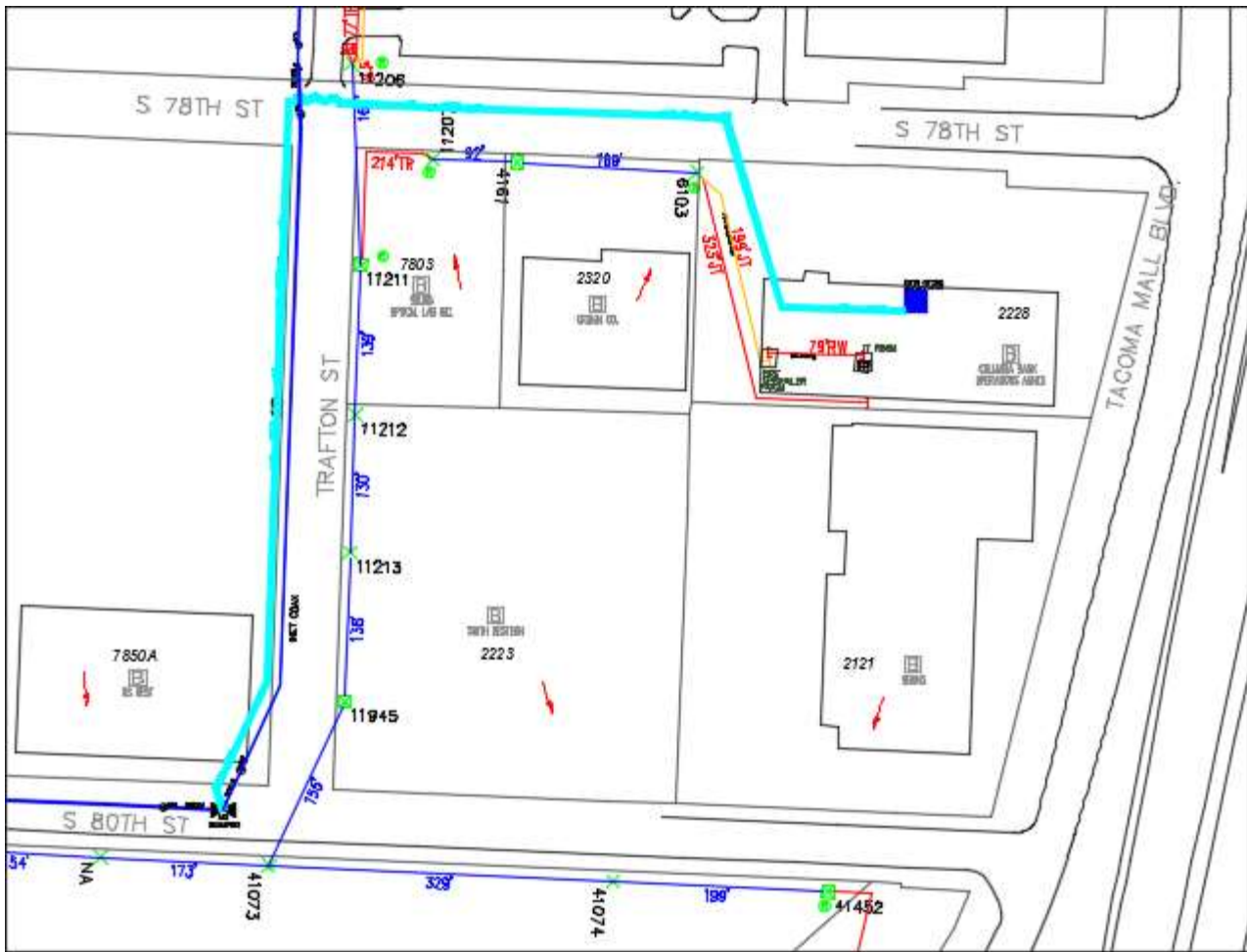
SW.01.105






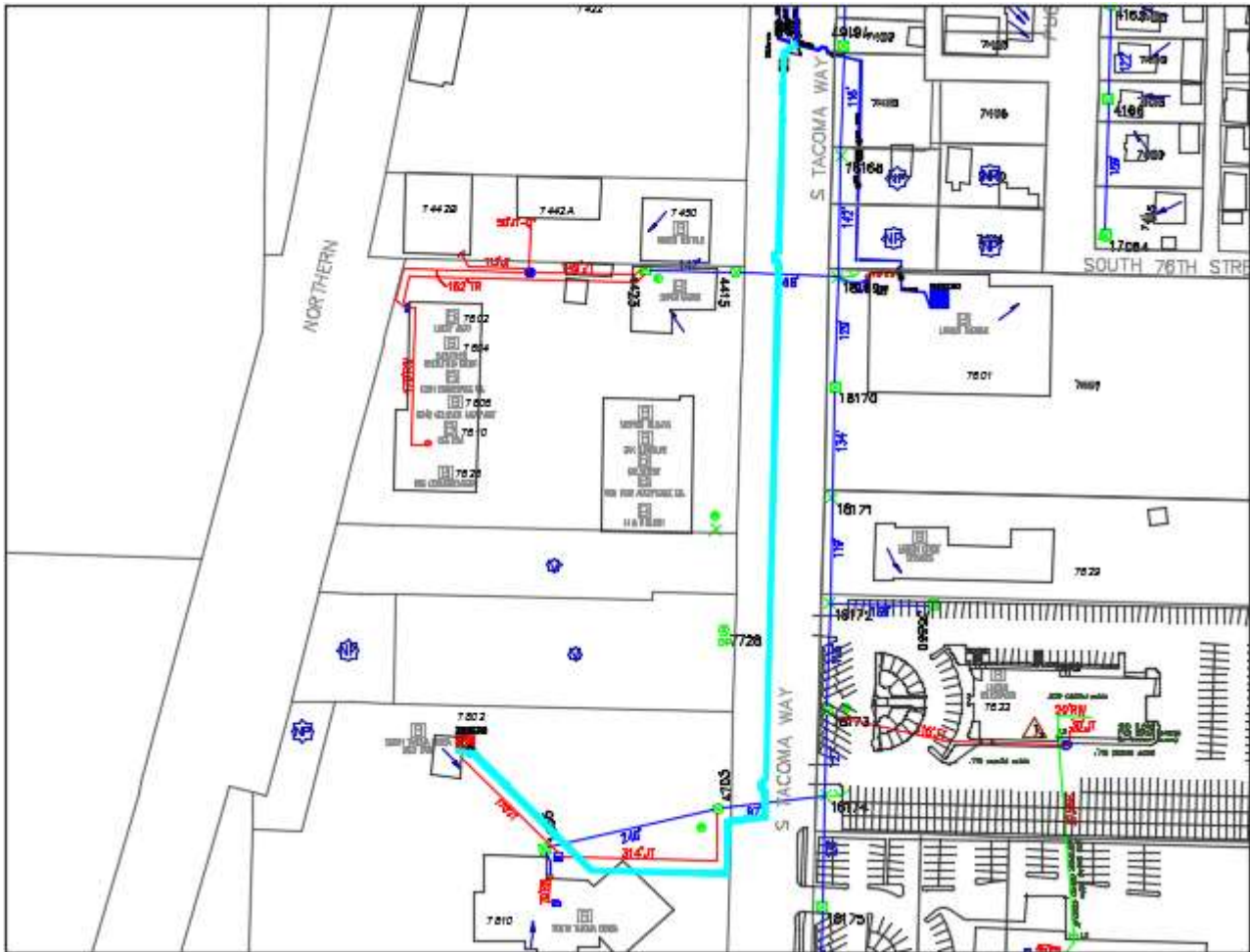
SW.01.106





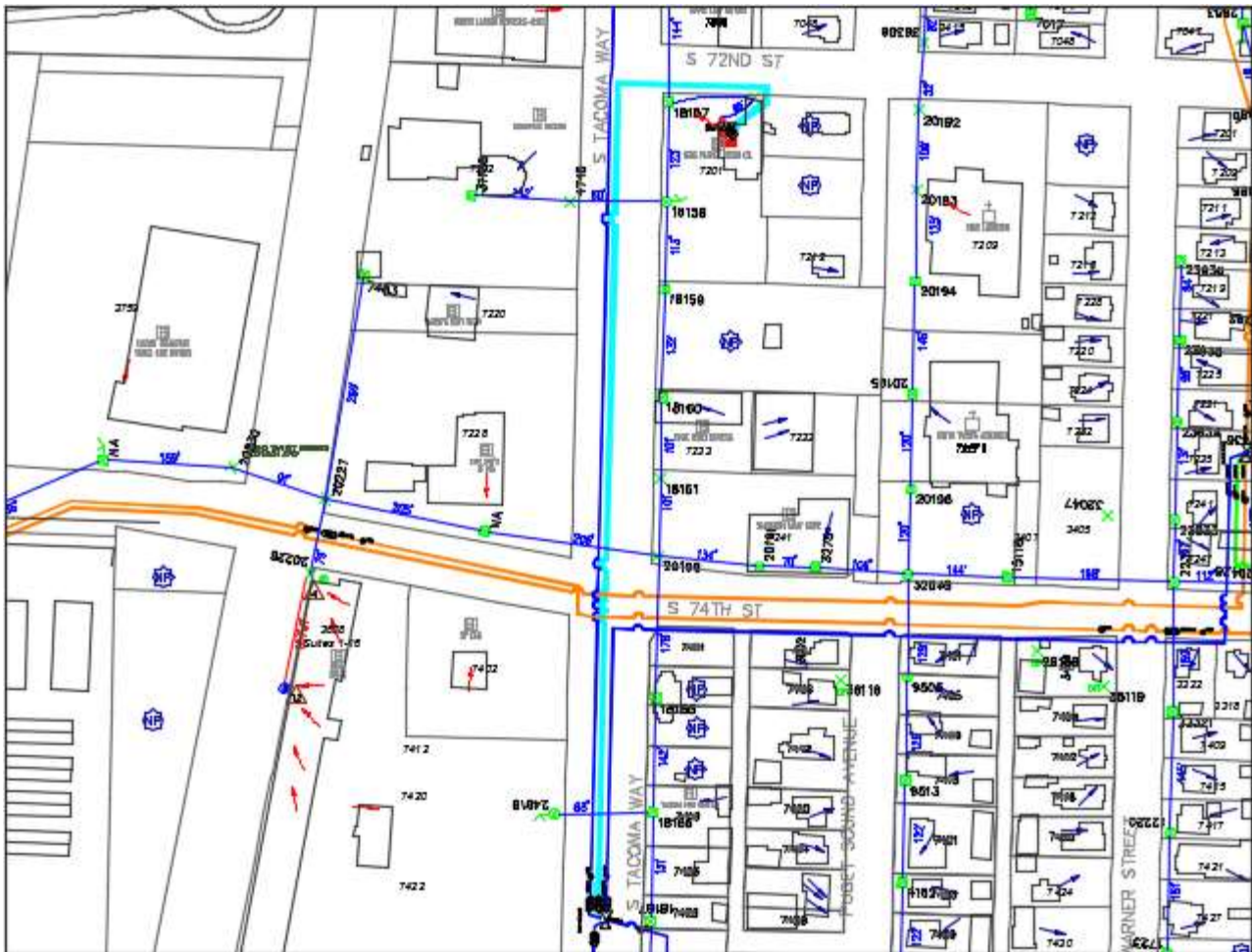
SW.01.110





SW.01.111





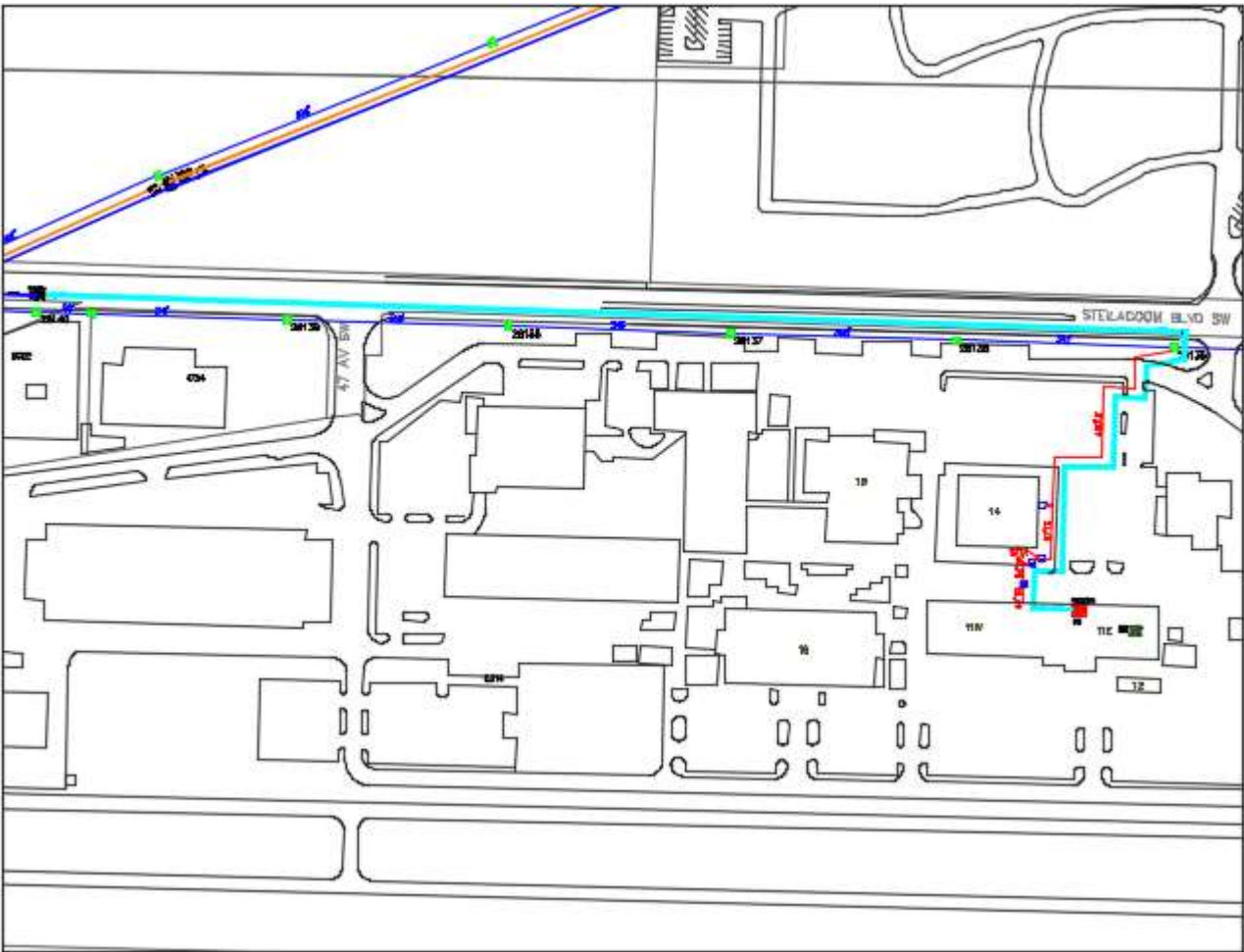
SW.01.112



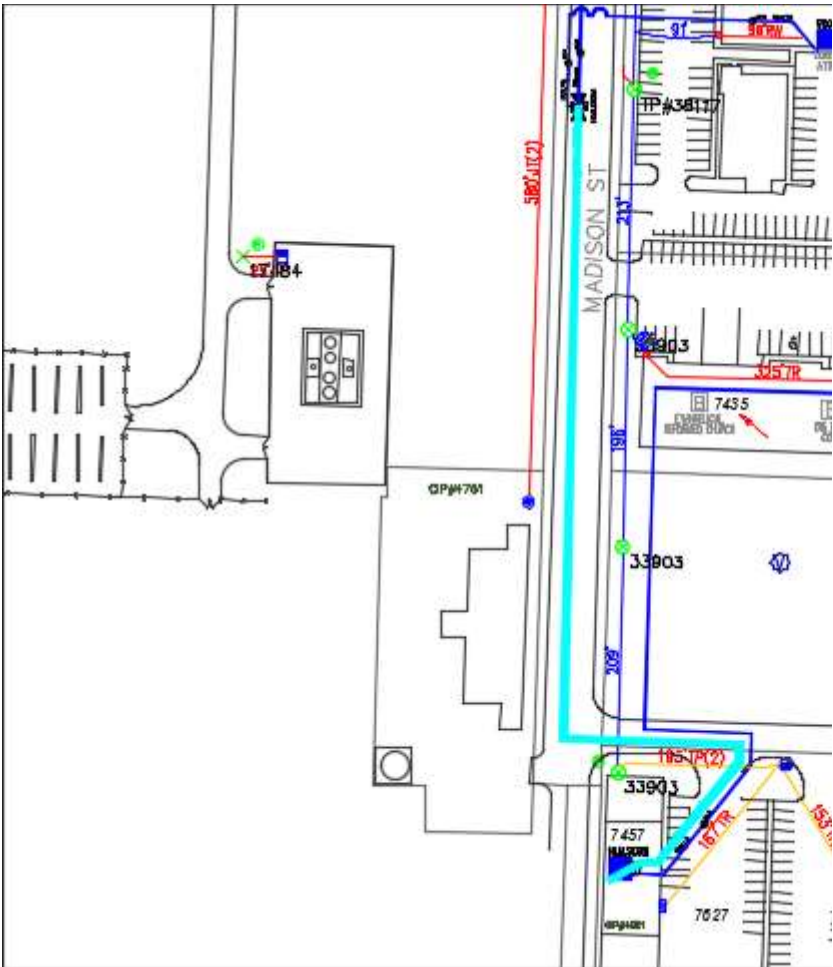


SW.01.124





SW.01.128



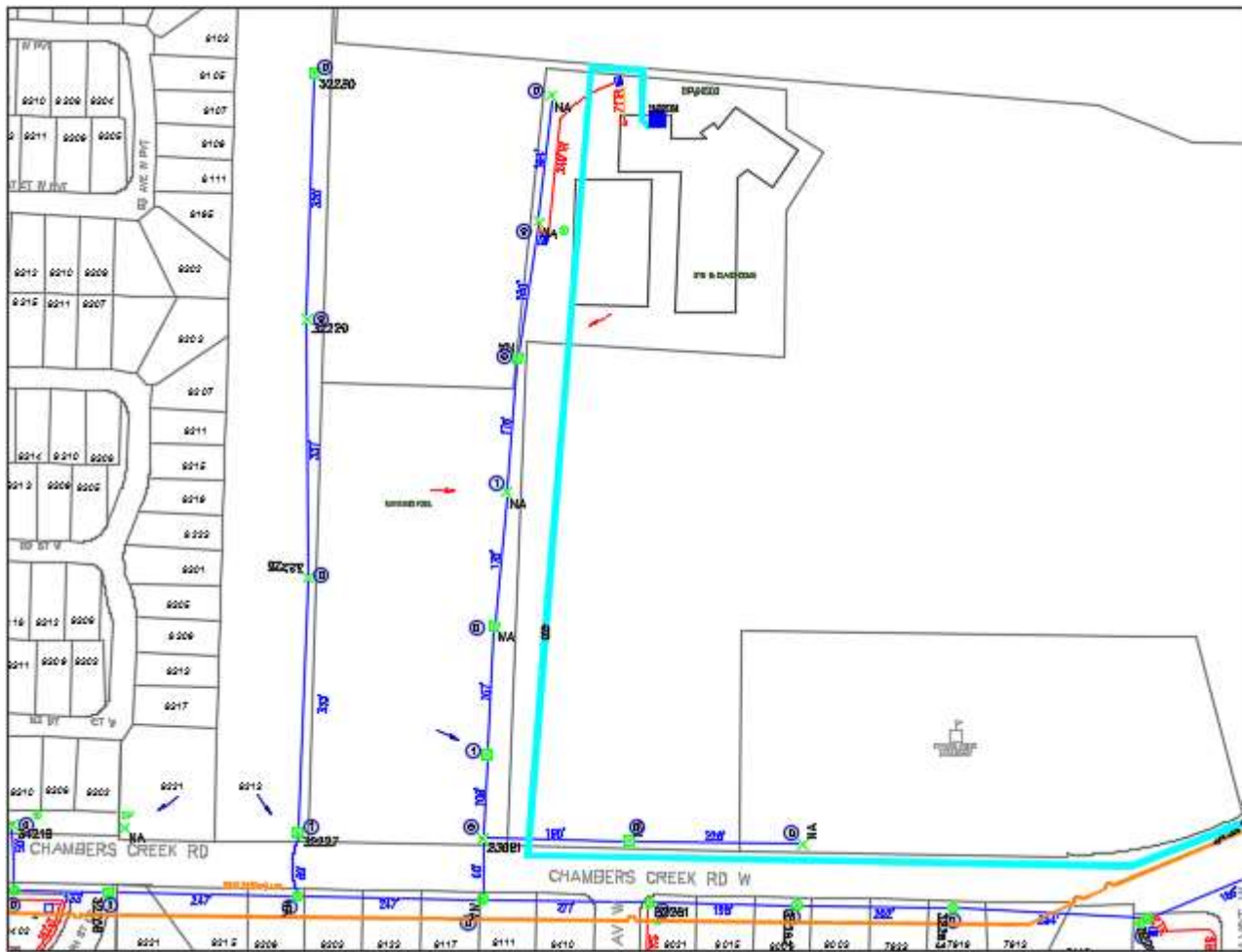
SW.02.010





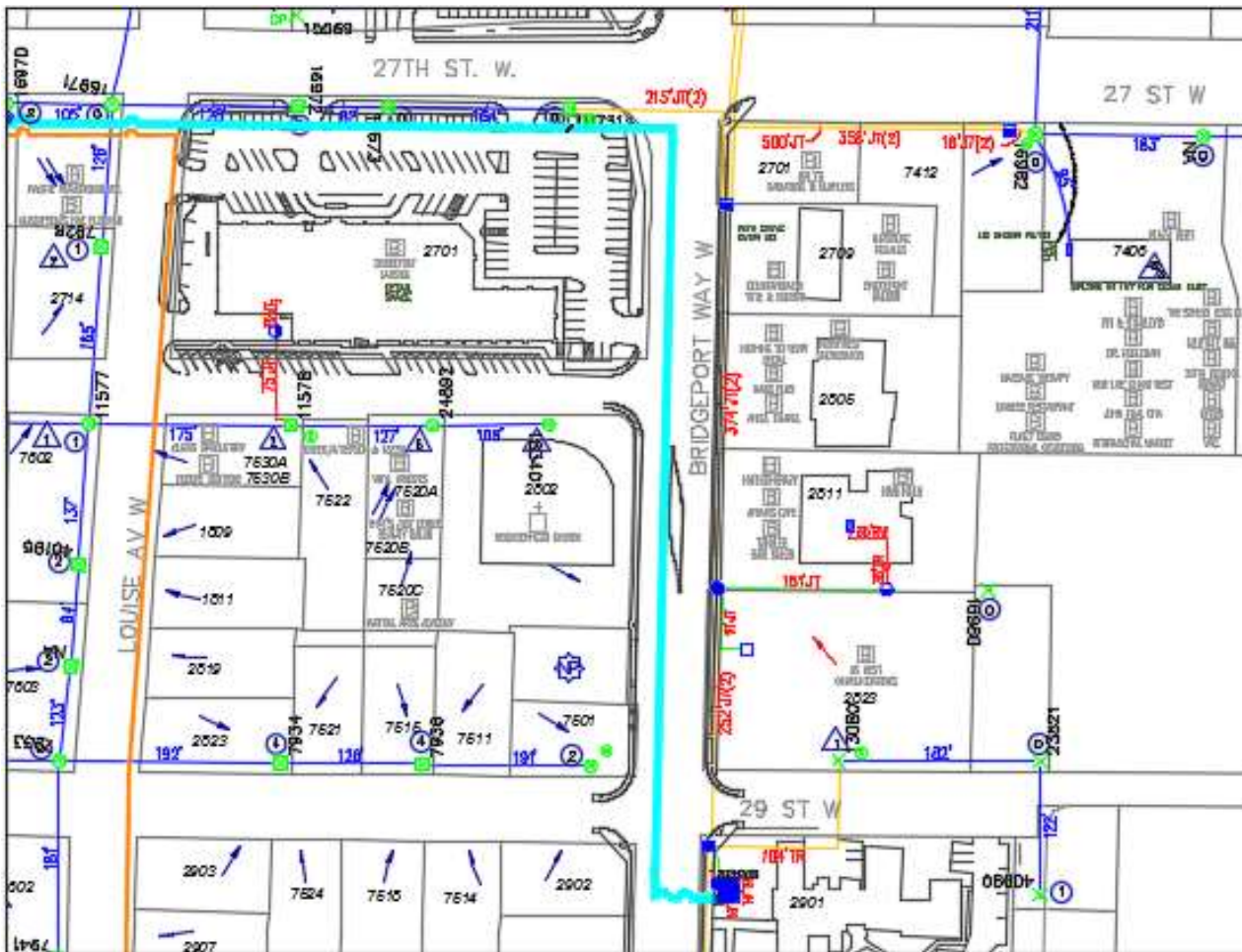
SW.02.014





SW.02.029





SW.02.032



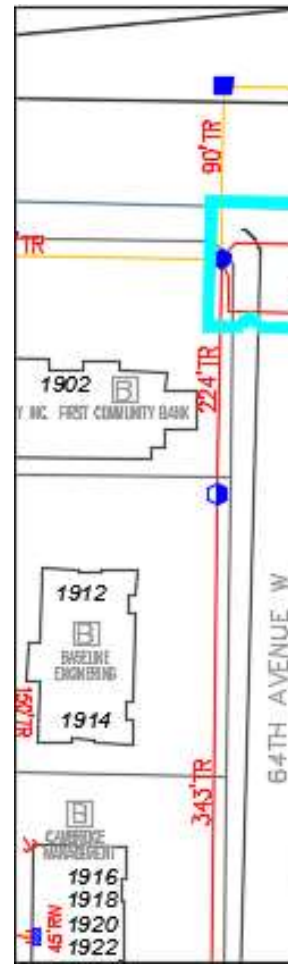
SW.02.035

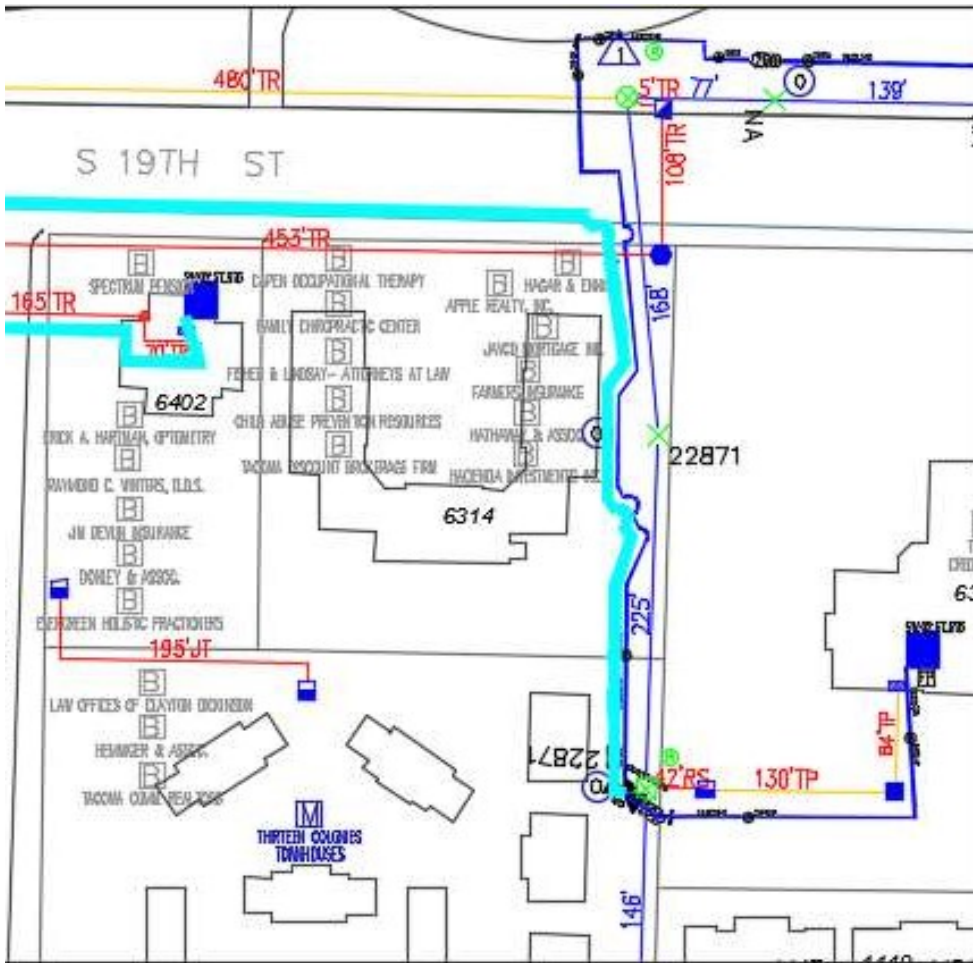


SW.02.040



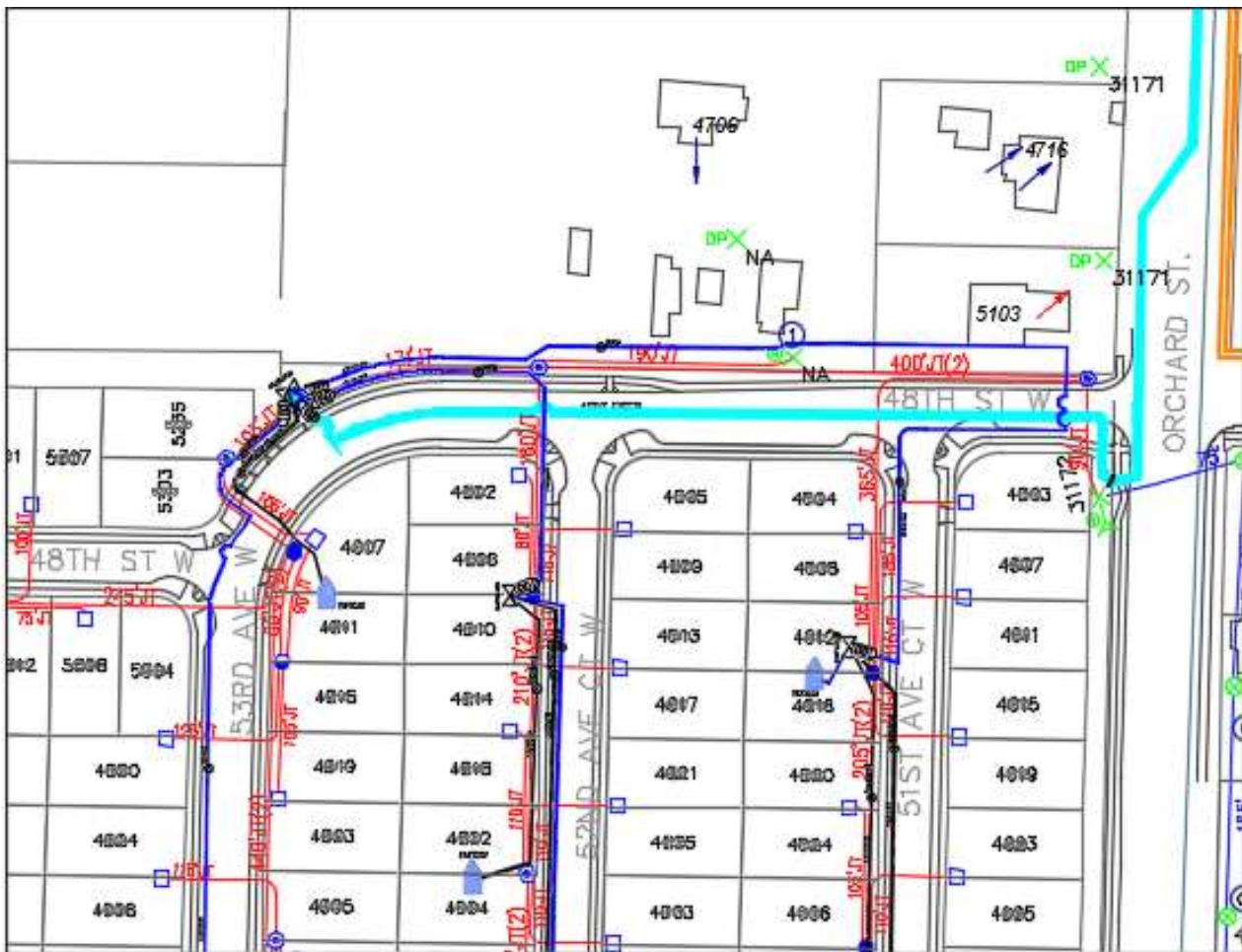
SW.02.042





SW.02.046





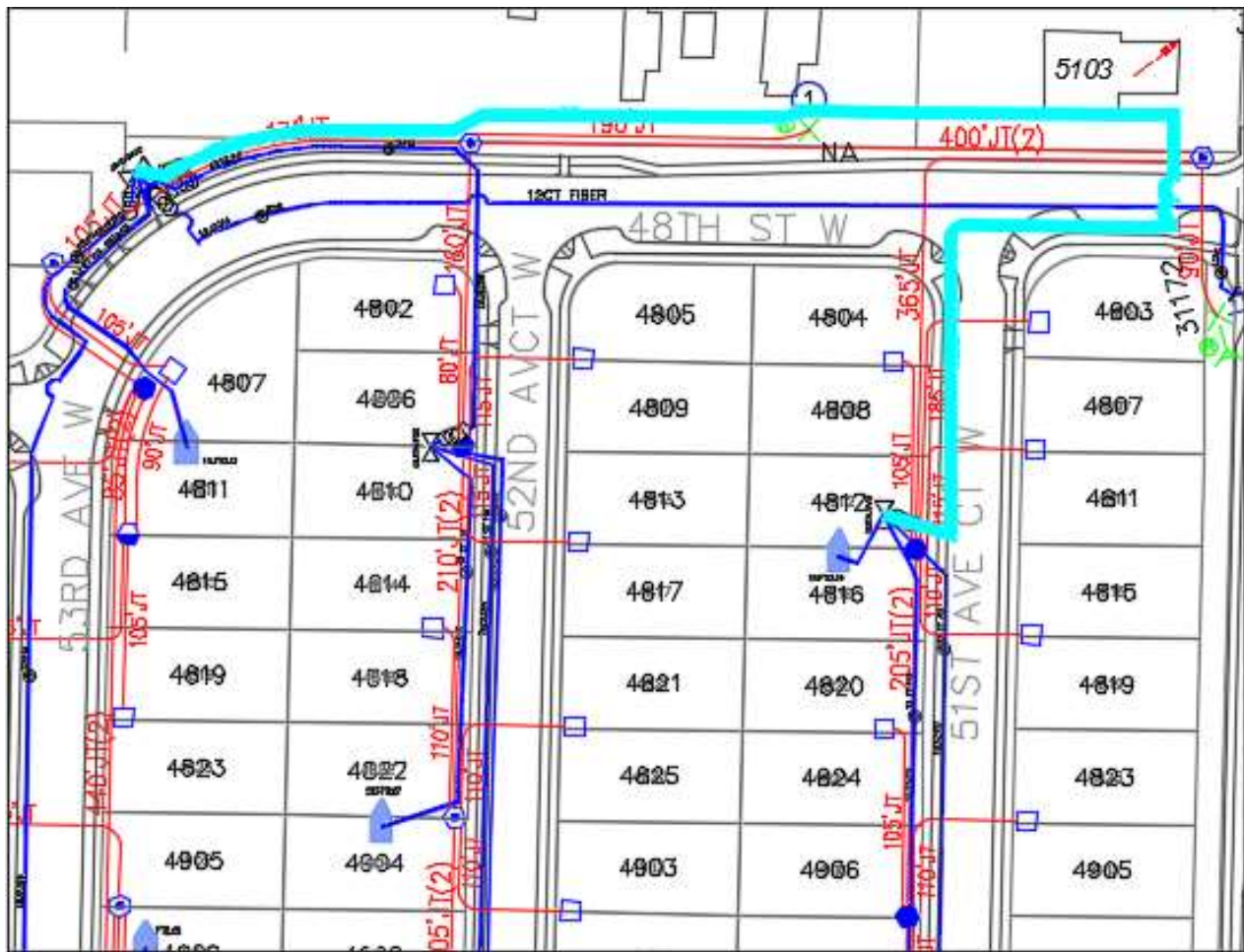
SW.02.050





SW.02.052





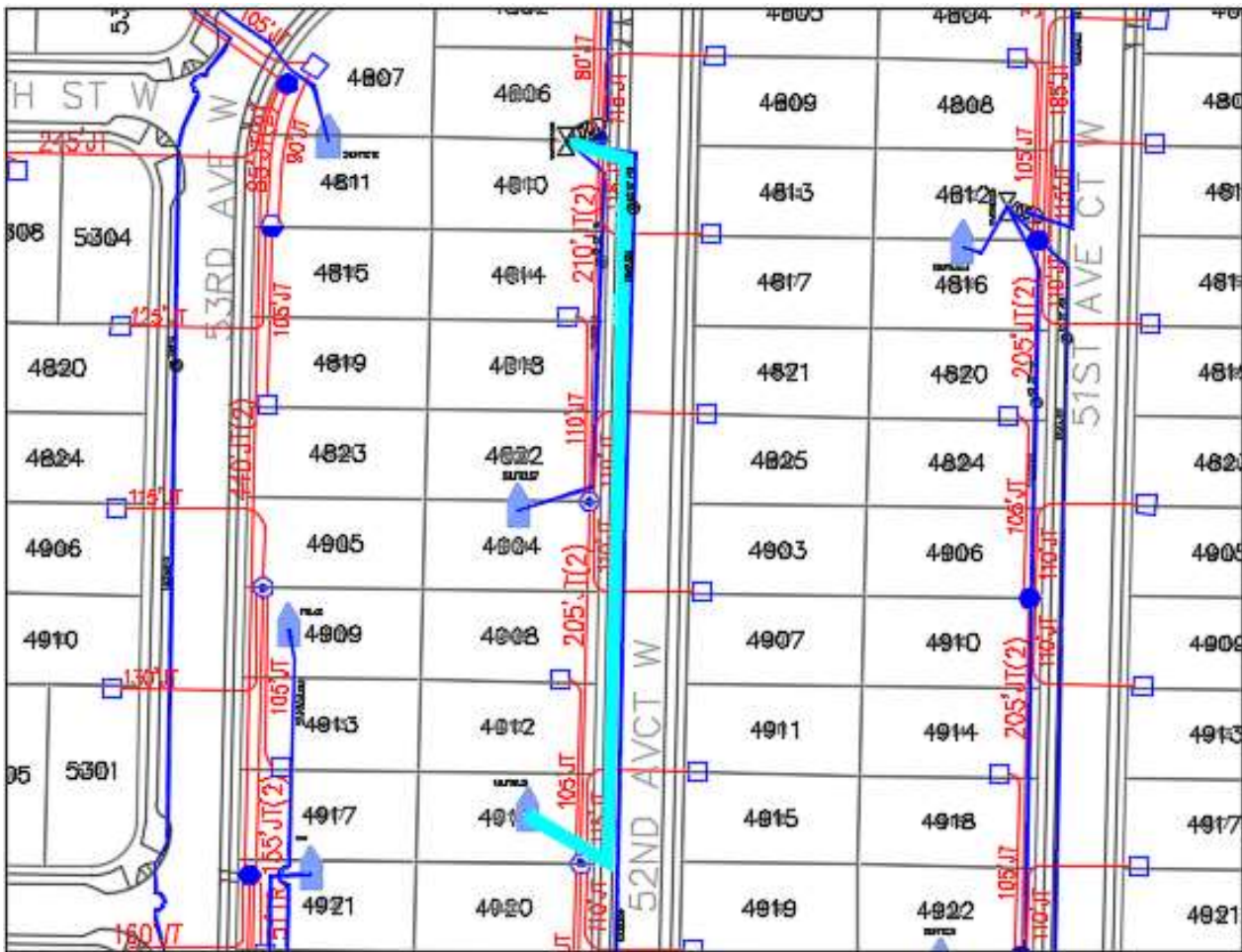
SW.02.054





SW.02.055





SW.02.057

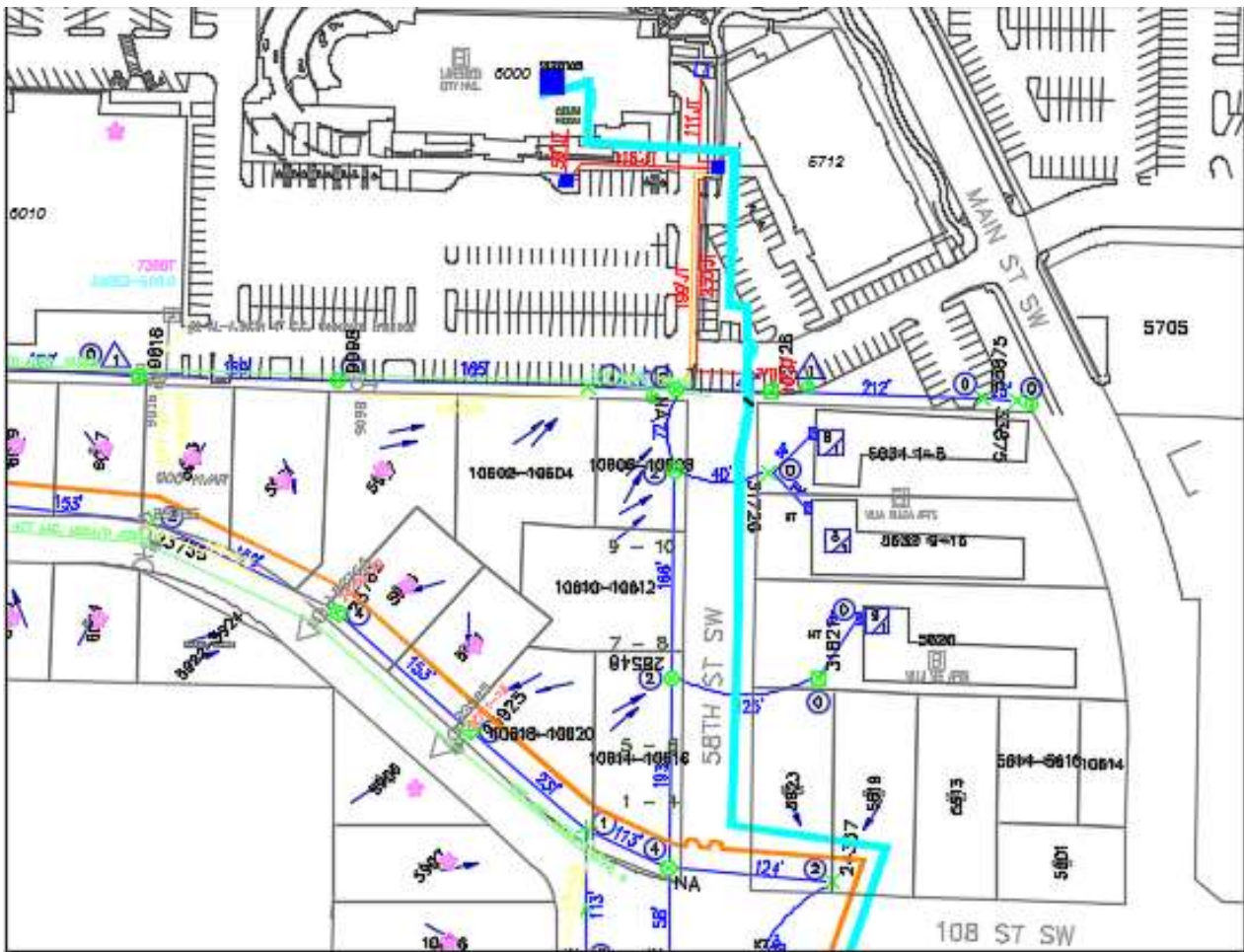


SW.02.058



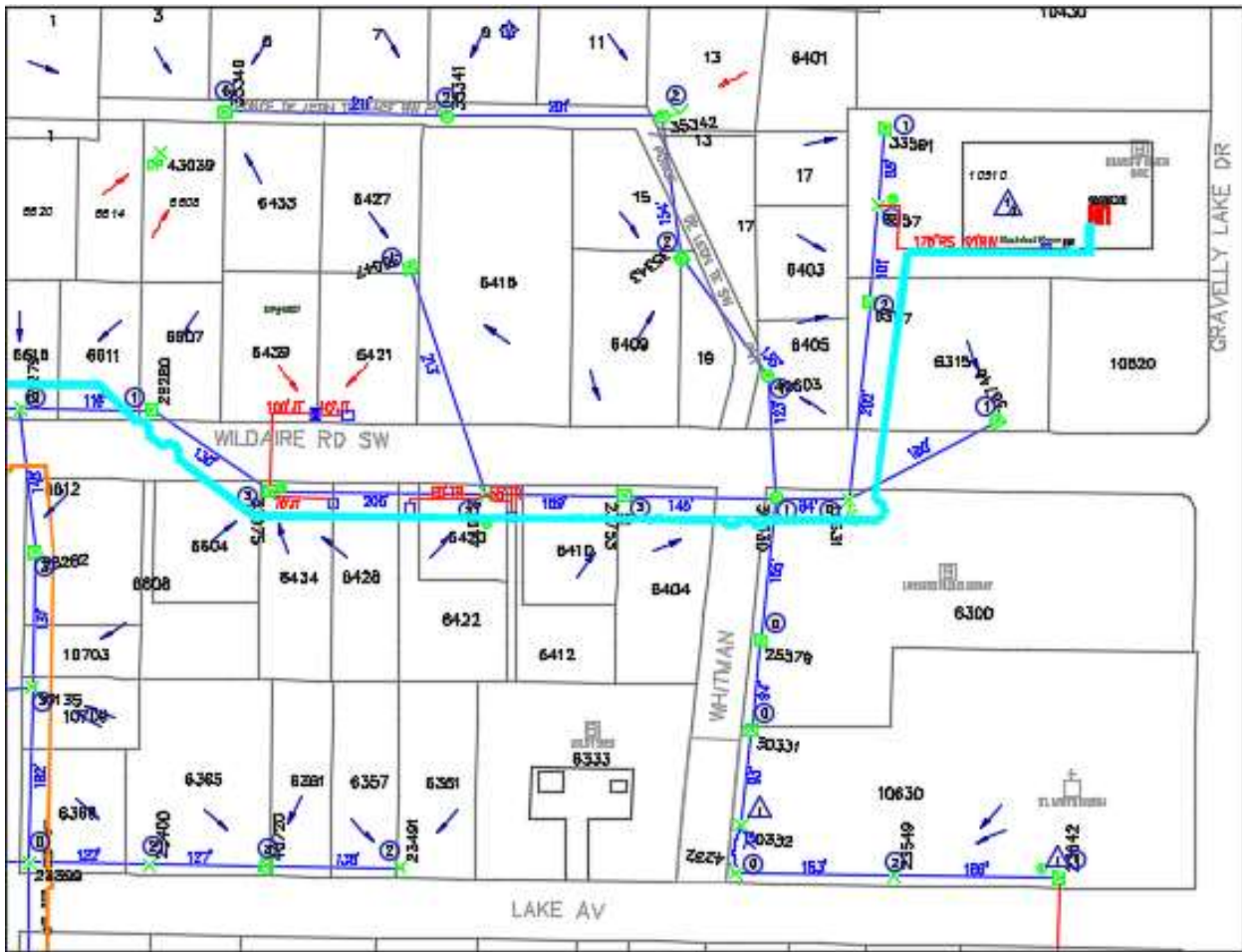
SW.03.022





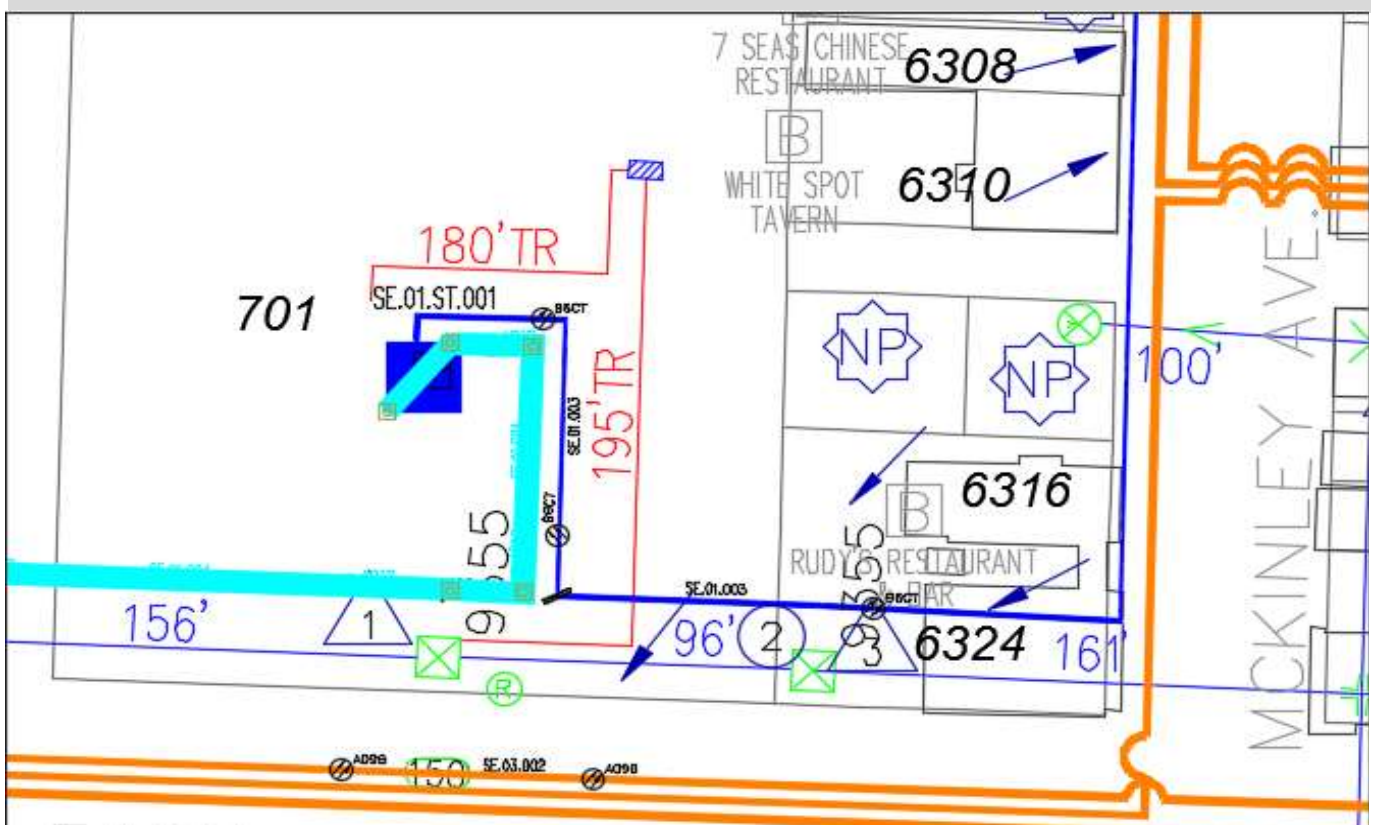
SW.03.024





Sheath SE.01.003
 Count 96
 Starting Pole # UG
 Starting Address 701 64th St E
 Ending Address
 Footage 180
 Notes


Sheath SE.01.004
 Count 12
 Starting Pole # UG
 Starting Address 701 64th St E
 Ending Address
 Footage 180
 Notes












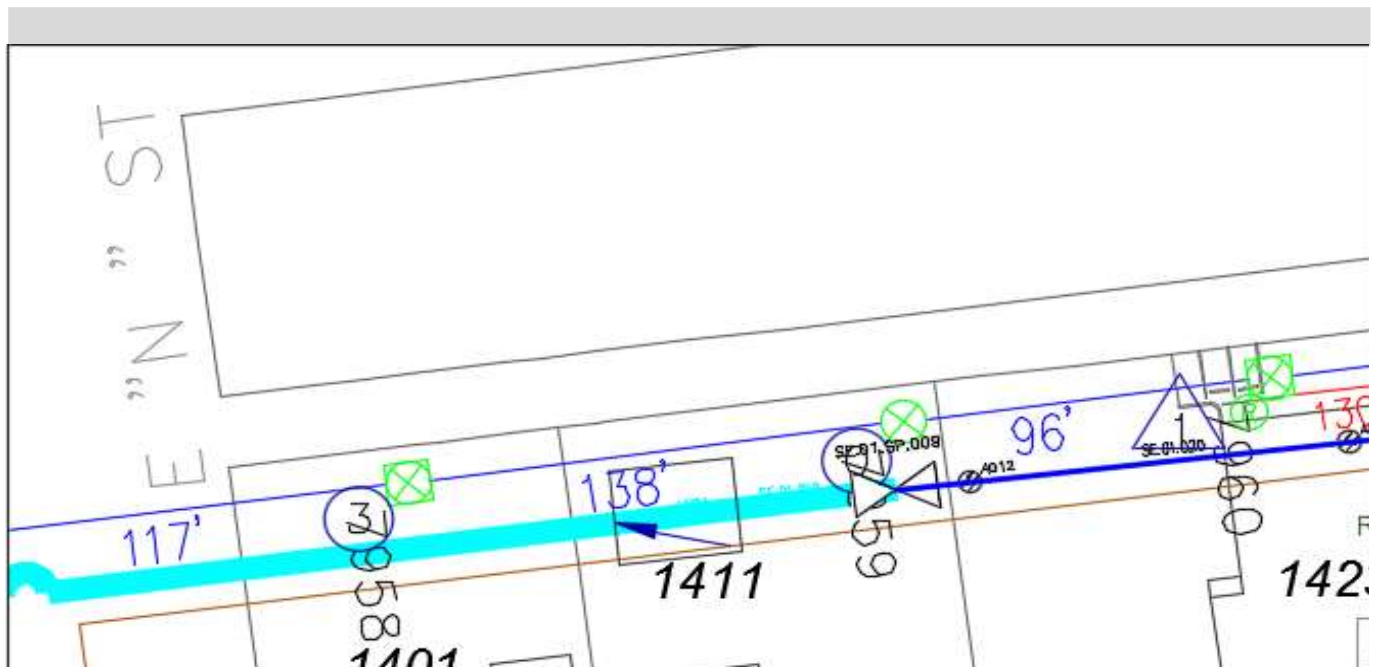
Sheath SE.01.015
Count 12
Starting Pole # 2828
Starting Address 705 E Morton
Ending Address 3523 E 'G' St
Footage 280
Notes




Sheath [SE.01.019](#)
Count 24
Starting Pole # NA
Starting Address 1301 E 34th St
Ending Address 1411 E 29th St
Footage 2269
Notes



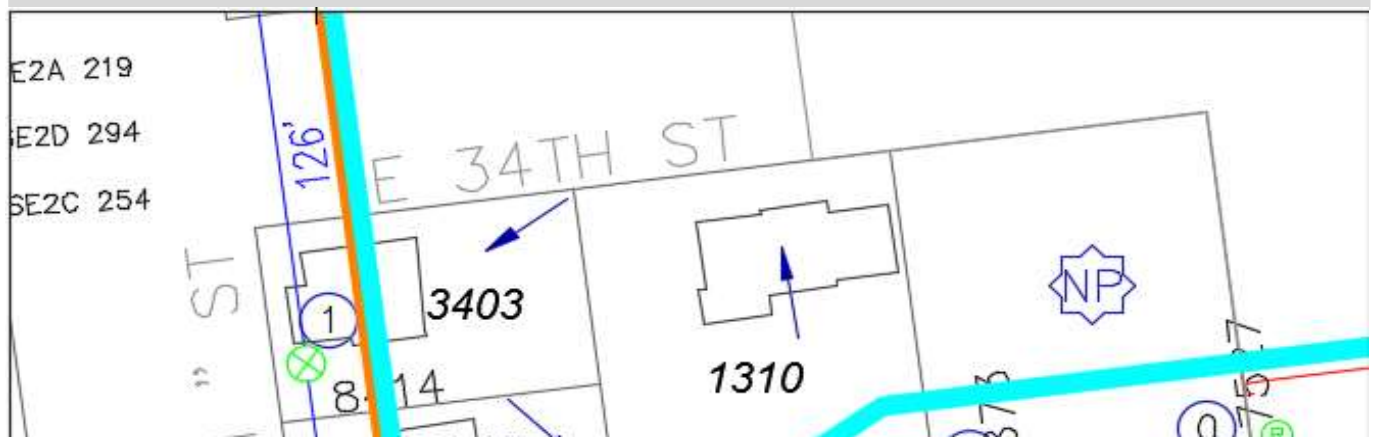
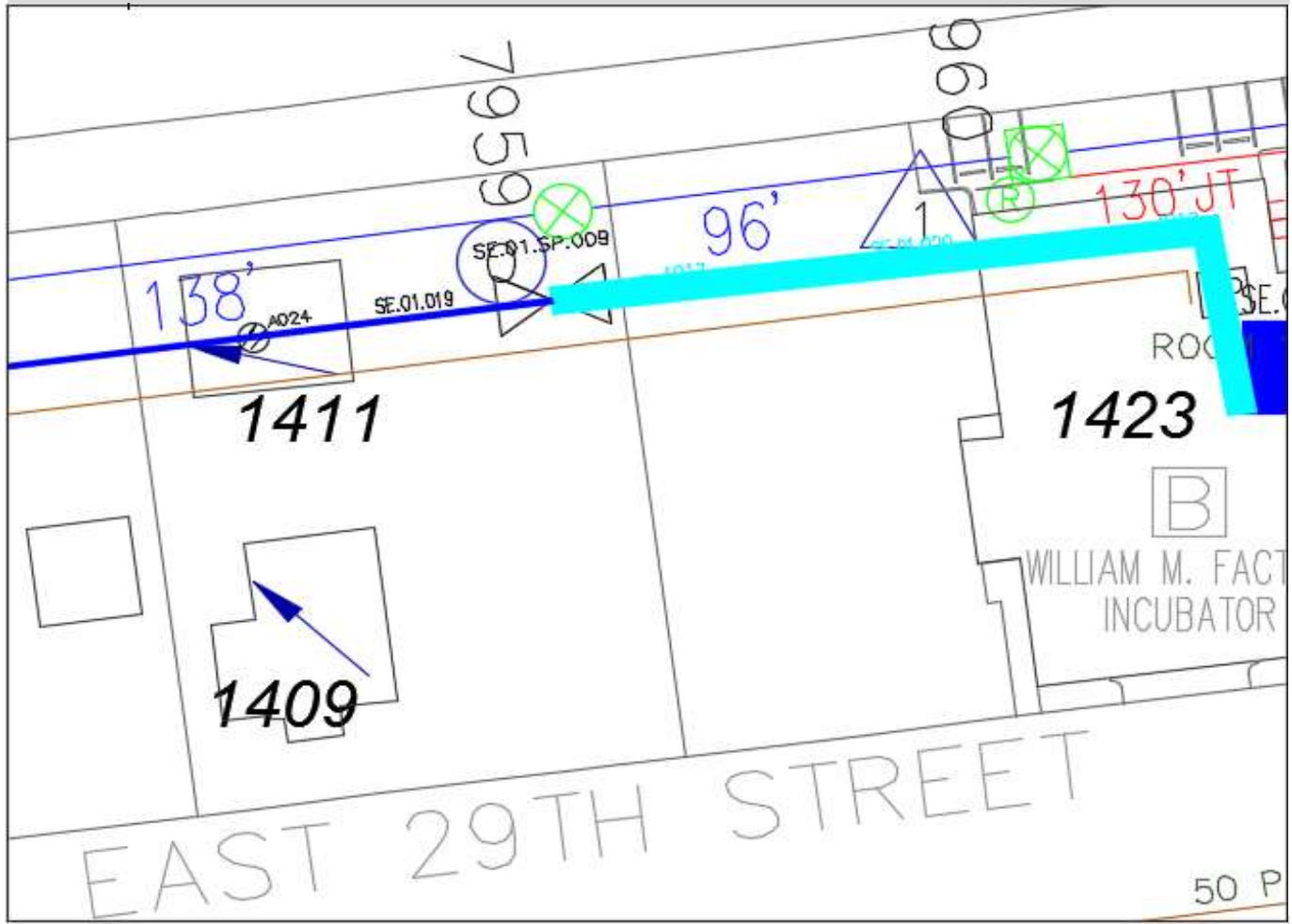
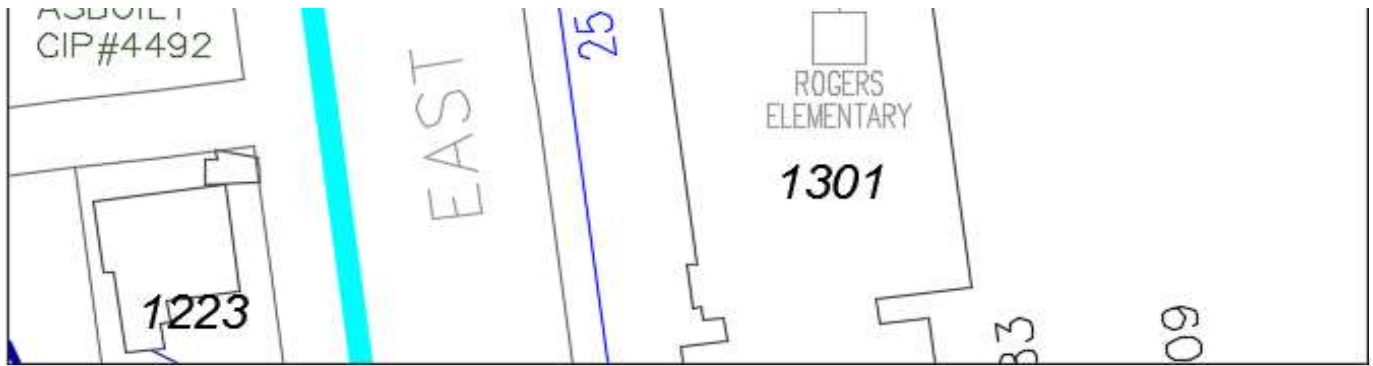




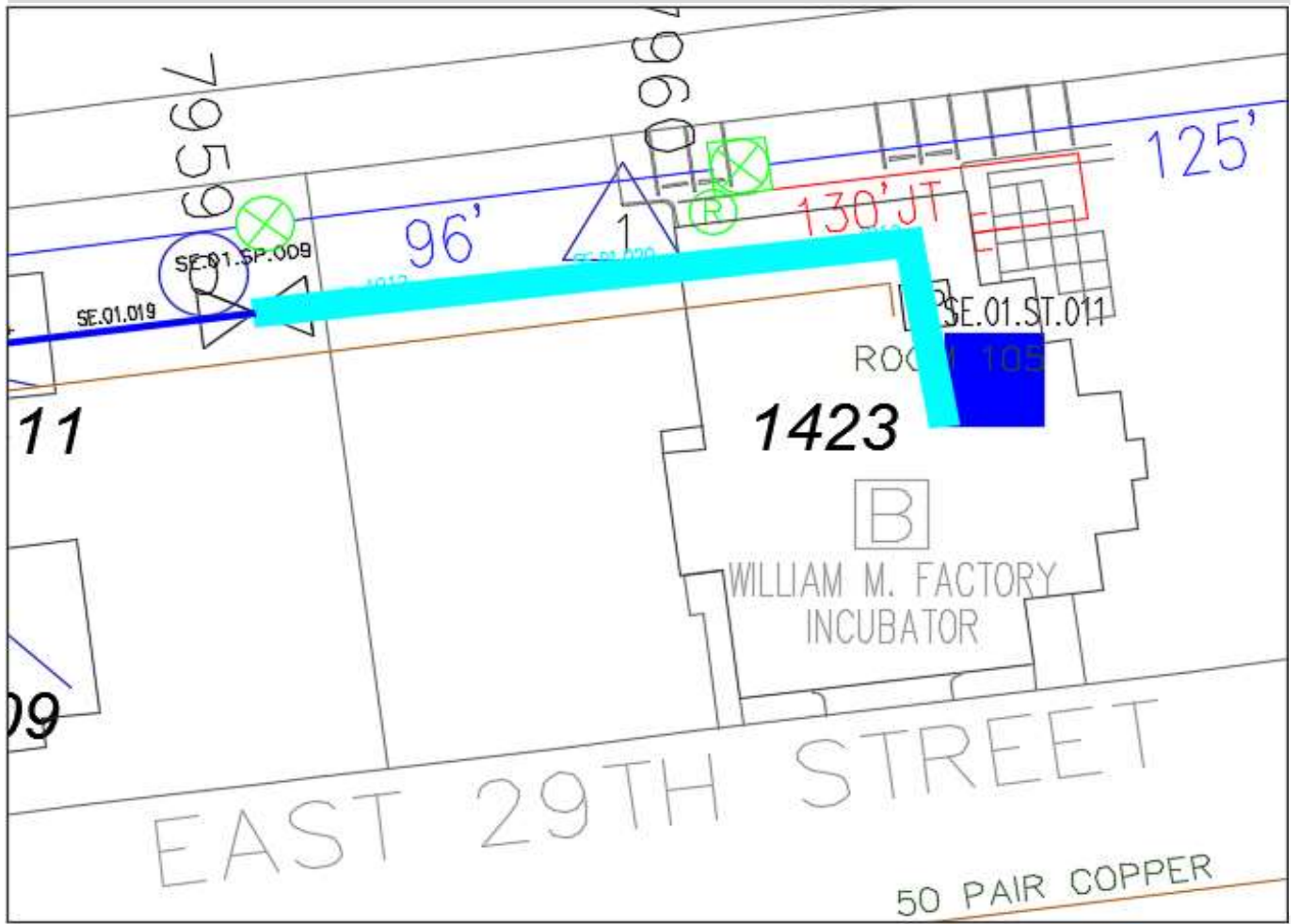
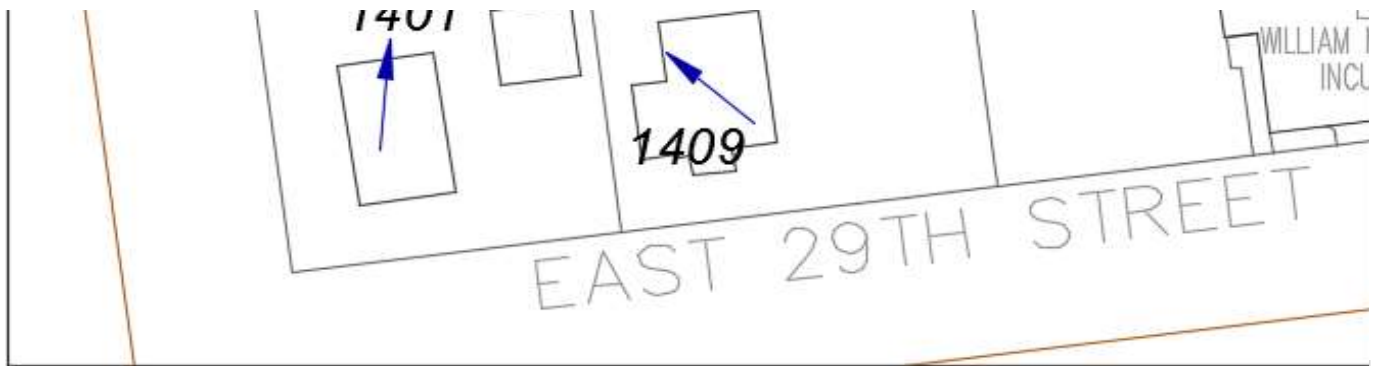



Sheath SE.01.020
Count 12
Starting Pole # 7959
Starting Address 1411 E 29th St
Ending Address 1423 E 29th St
Footage 226
Notes


Sheath [SE.01.021](#)
Count 12
Starting Pole # 7874
Starting Address 1310 E 34th St
Ending Address 1614 E 29TH ST
Footage 3039
Notes







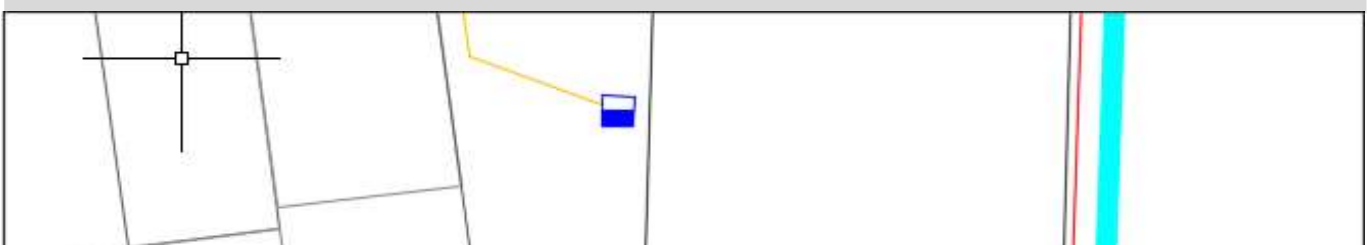
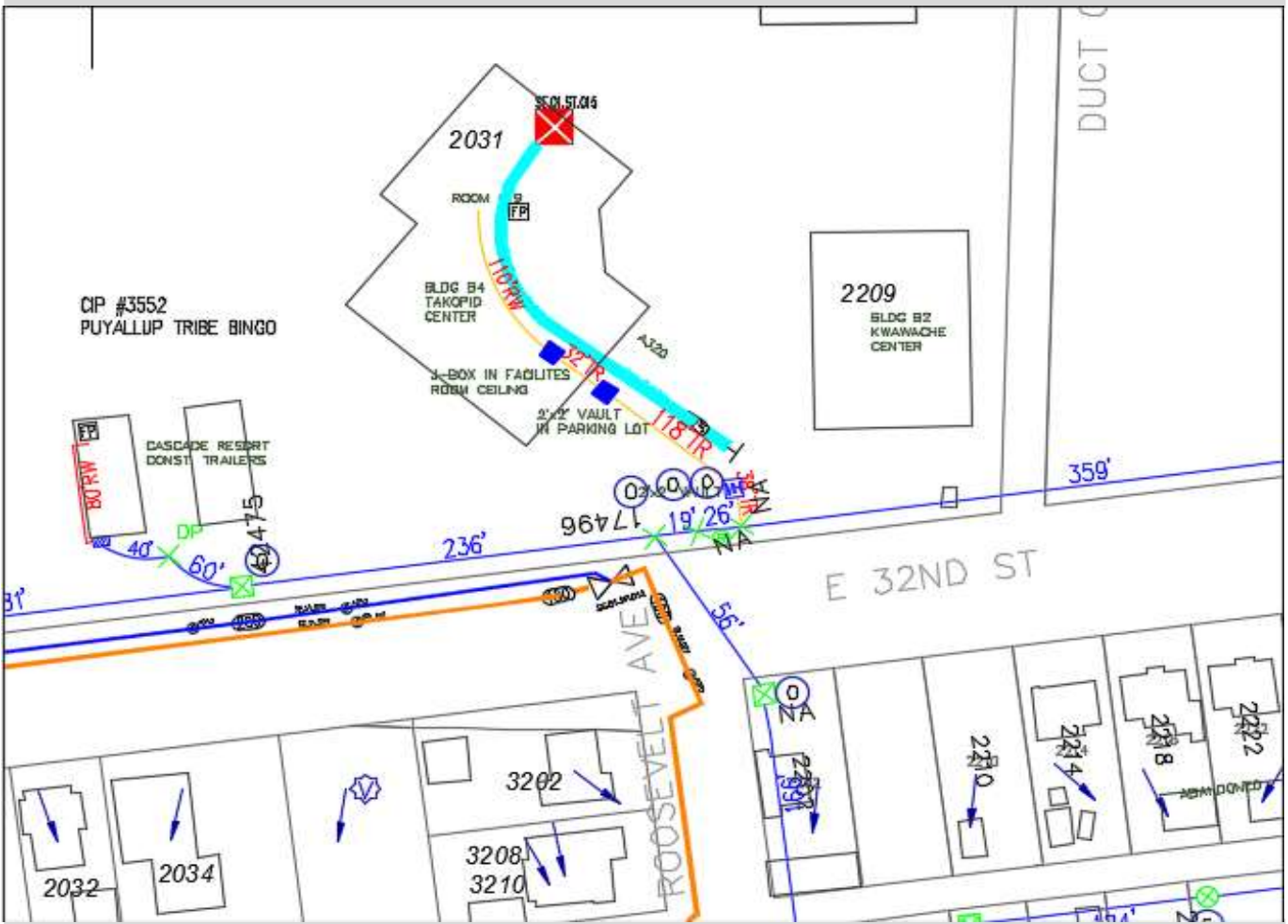
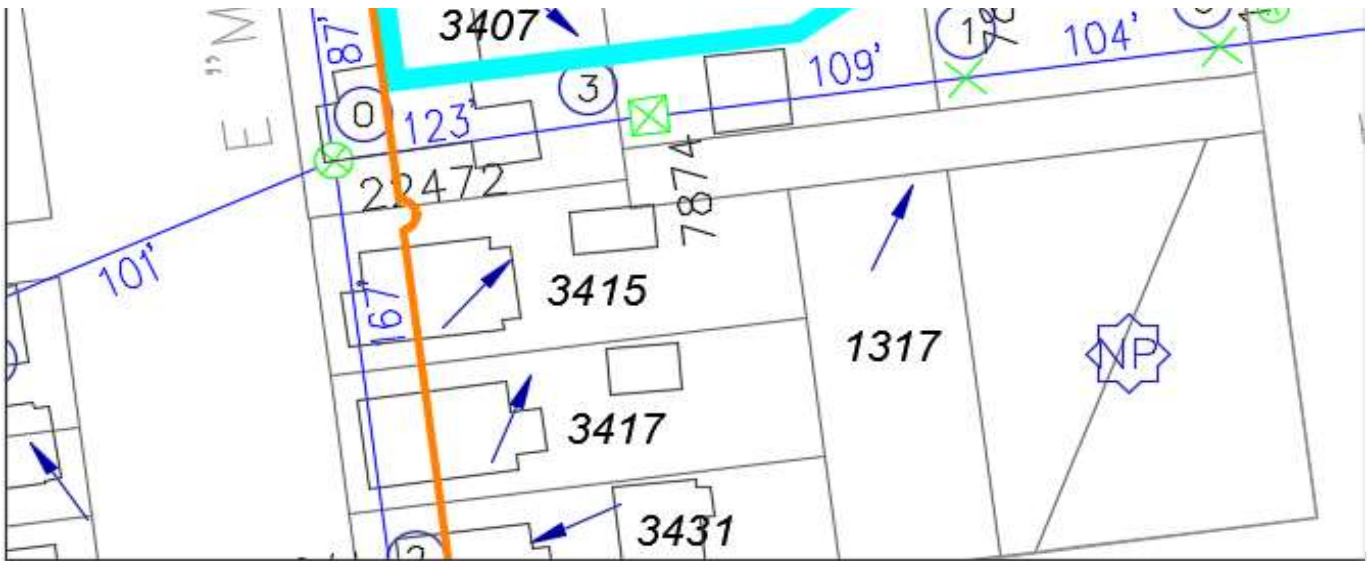




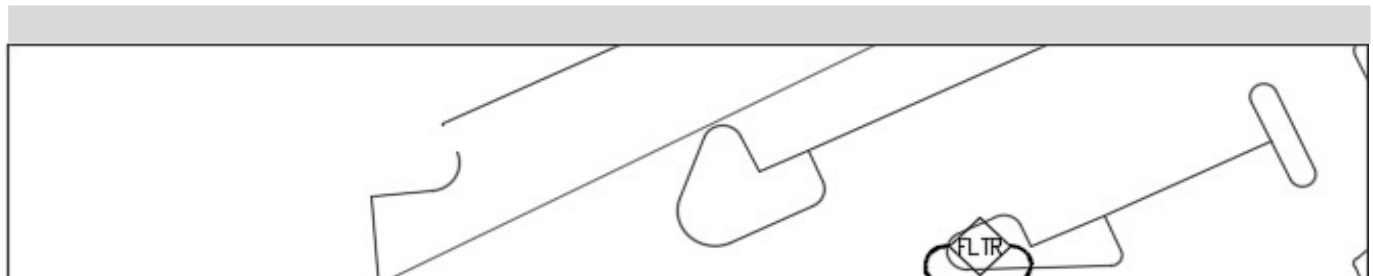
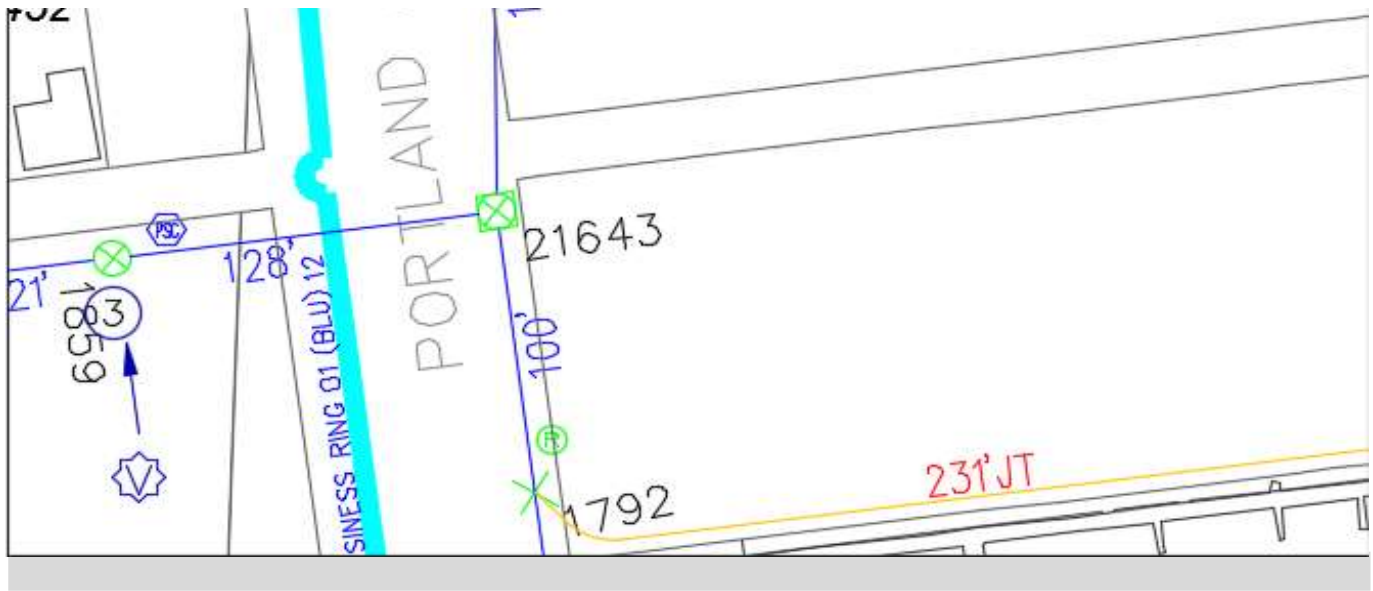
| | |
|------------------|----------------|
| Sheath | SE.01.028 |
| Count | 12 |
| Starting Pole # | UG |
| Starting Address | 2031 E 32nd St |
| Ending Address | 2031 E 32nd St |
| Footage | 260 |
| Notes | |



| | |
|------------------|---------------------------|
| Sheath | SE.01.030 |
| Count | 12 |
| Starting Pole # | NA |
| Starting Address | 2202 E 28TH ST |
| Ending Address | 2204 E 29TH ST |
| Footage | 1821 |










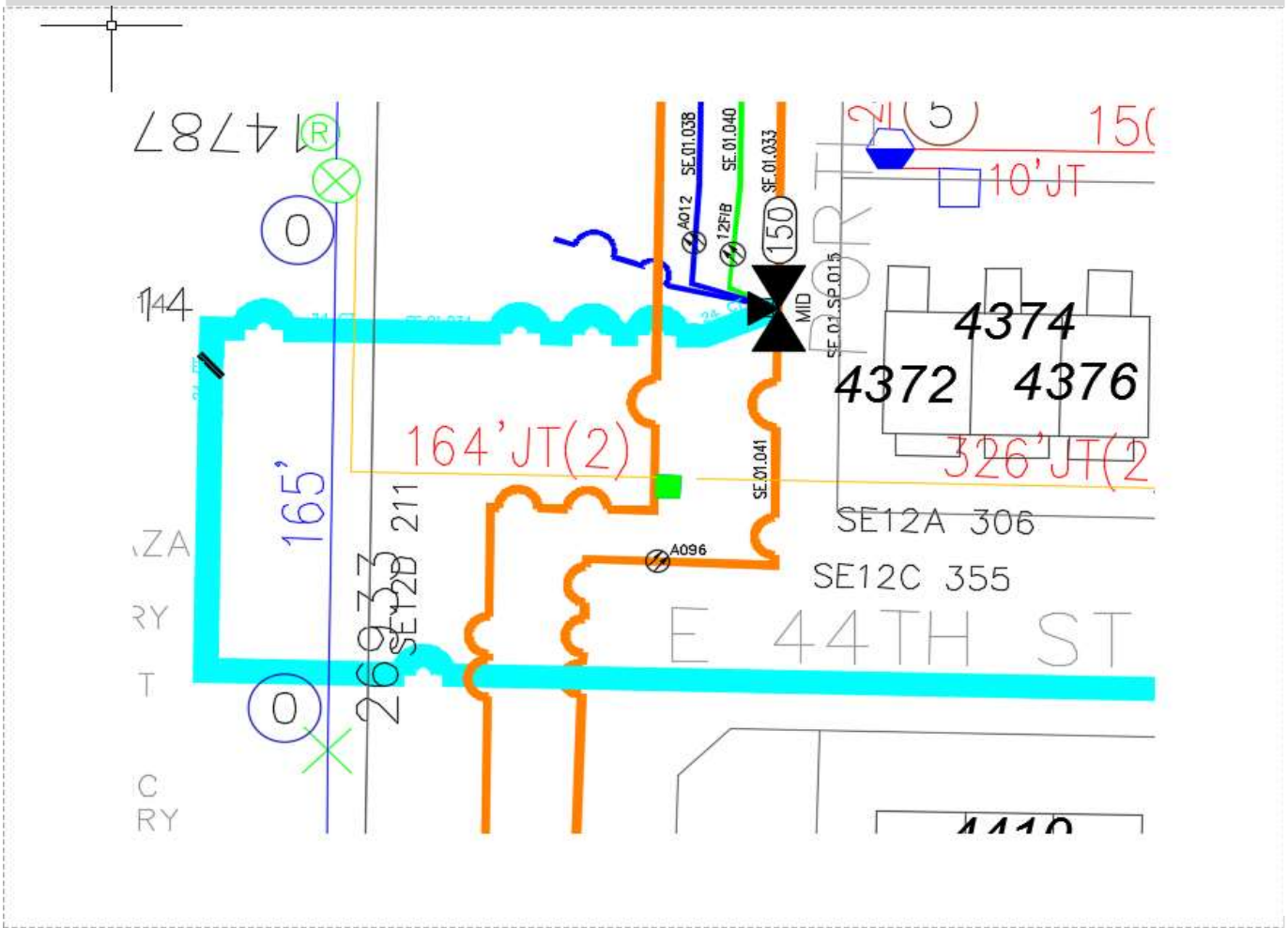
Notes



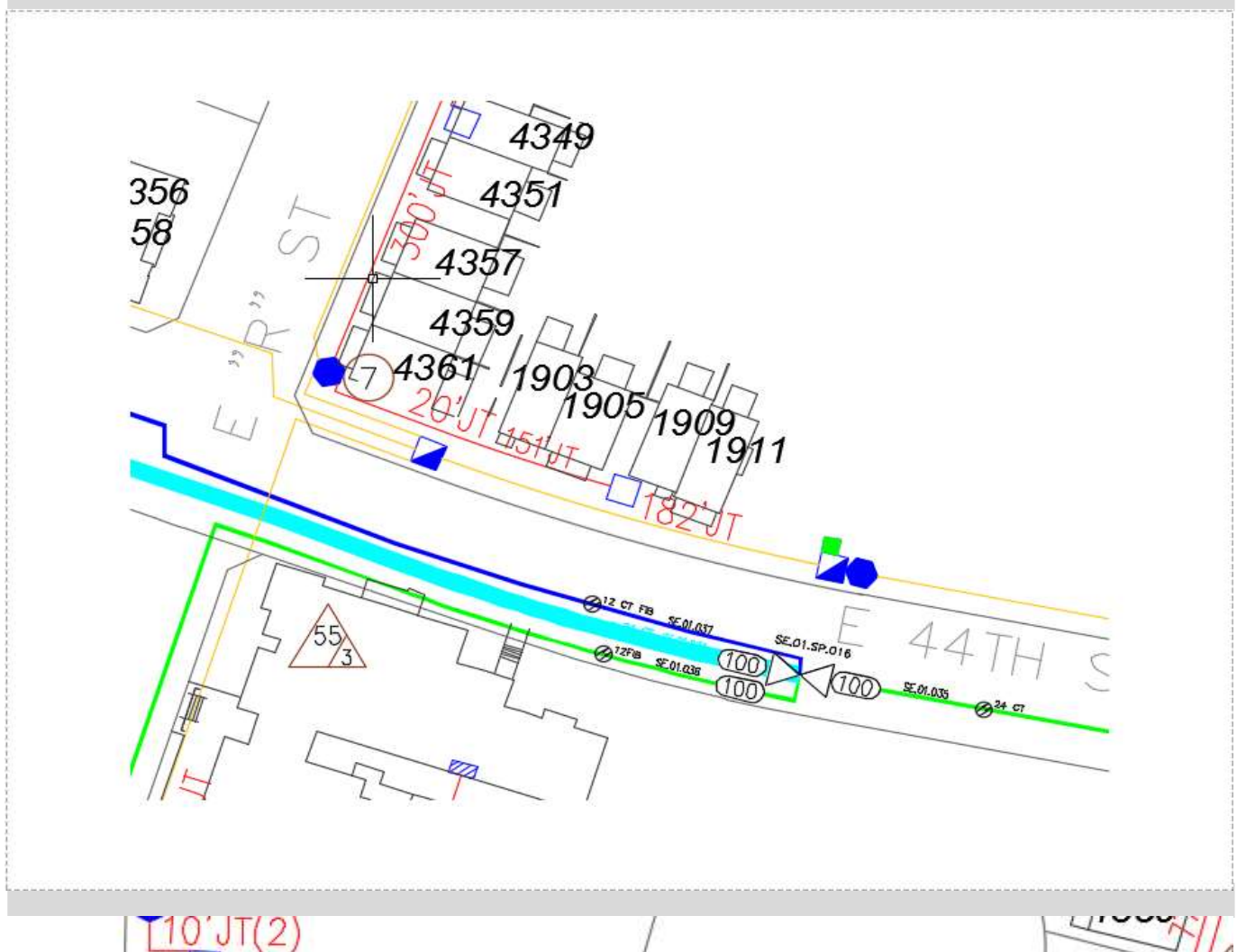
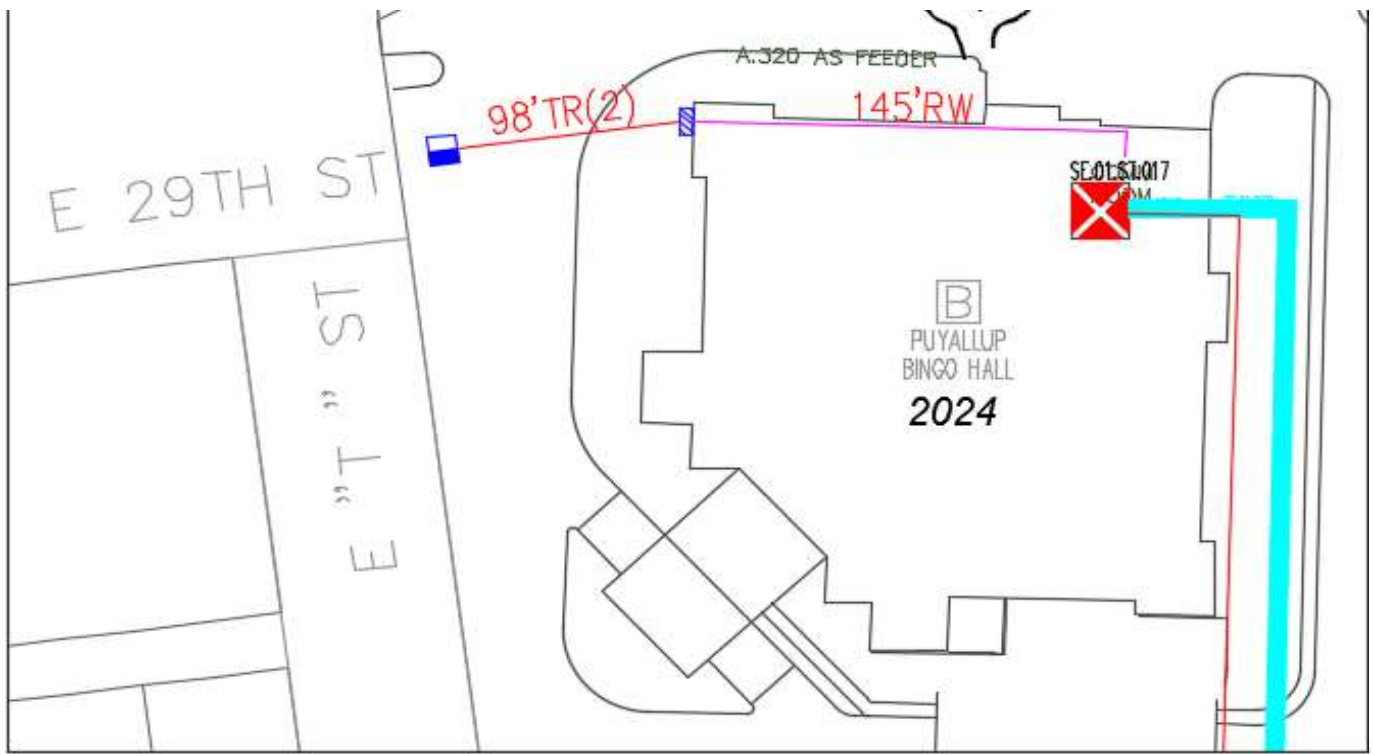
Sheath [SE.01.034](#)
 Count 24
 Starting Pole # UG
 Starting Address 4372 E 'Q' St
 Ending Address 3883 E 'R' ST
 Footage 1770
 Notes



Sheath [SE.01.037](#)



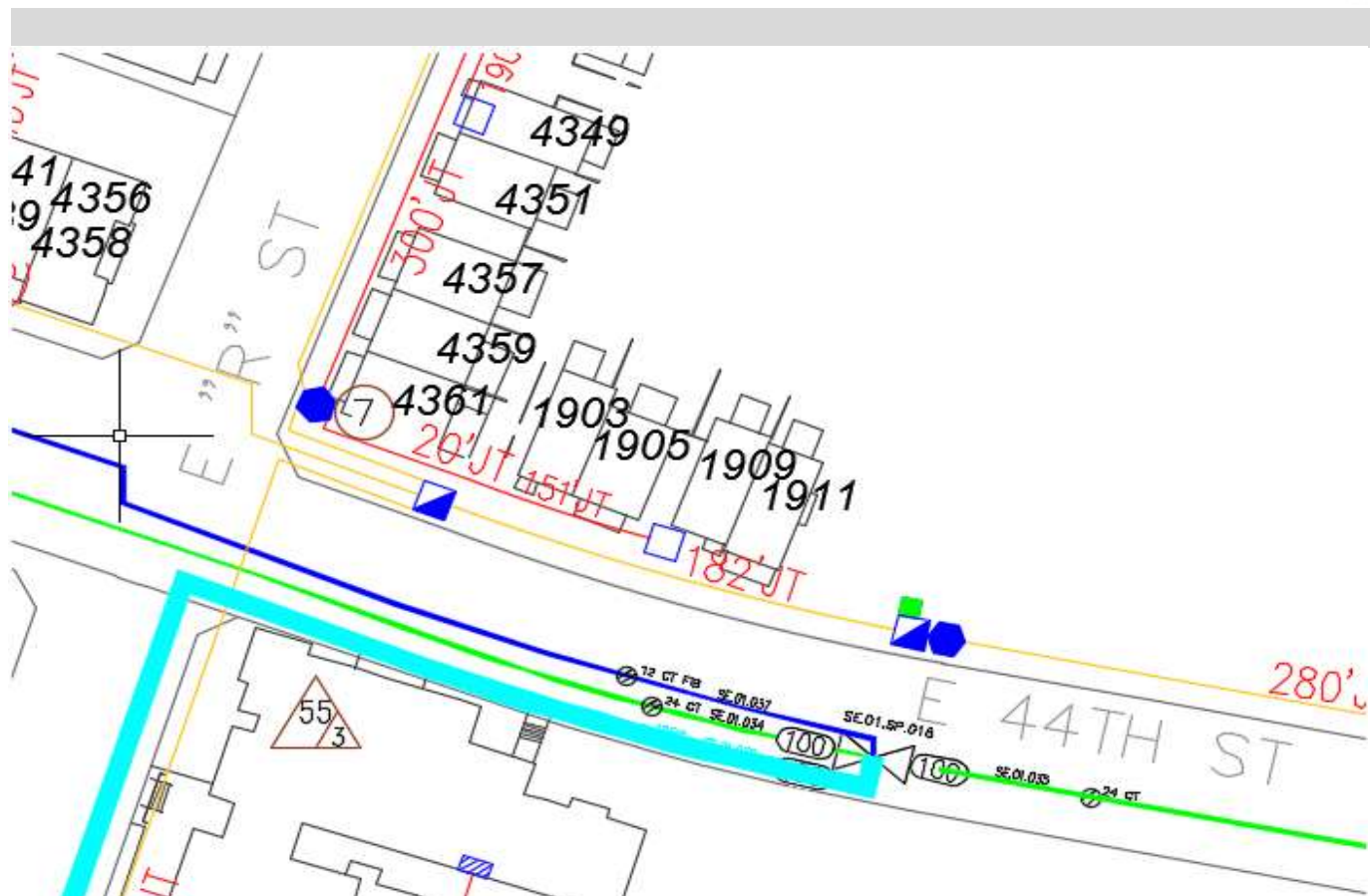
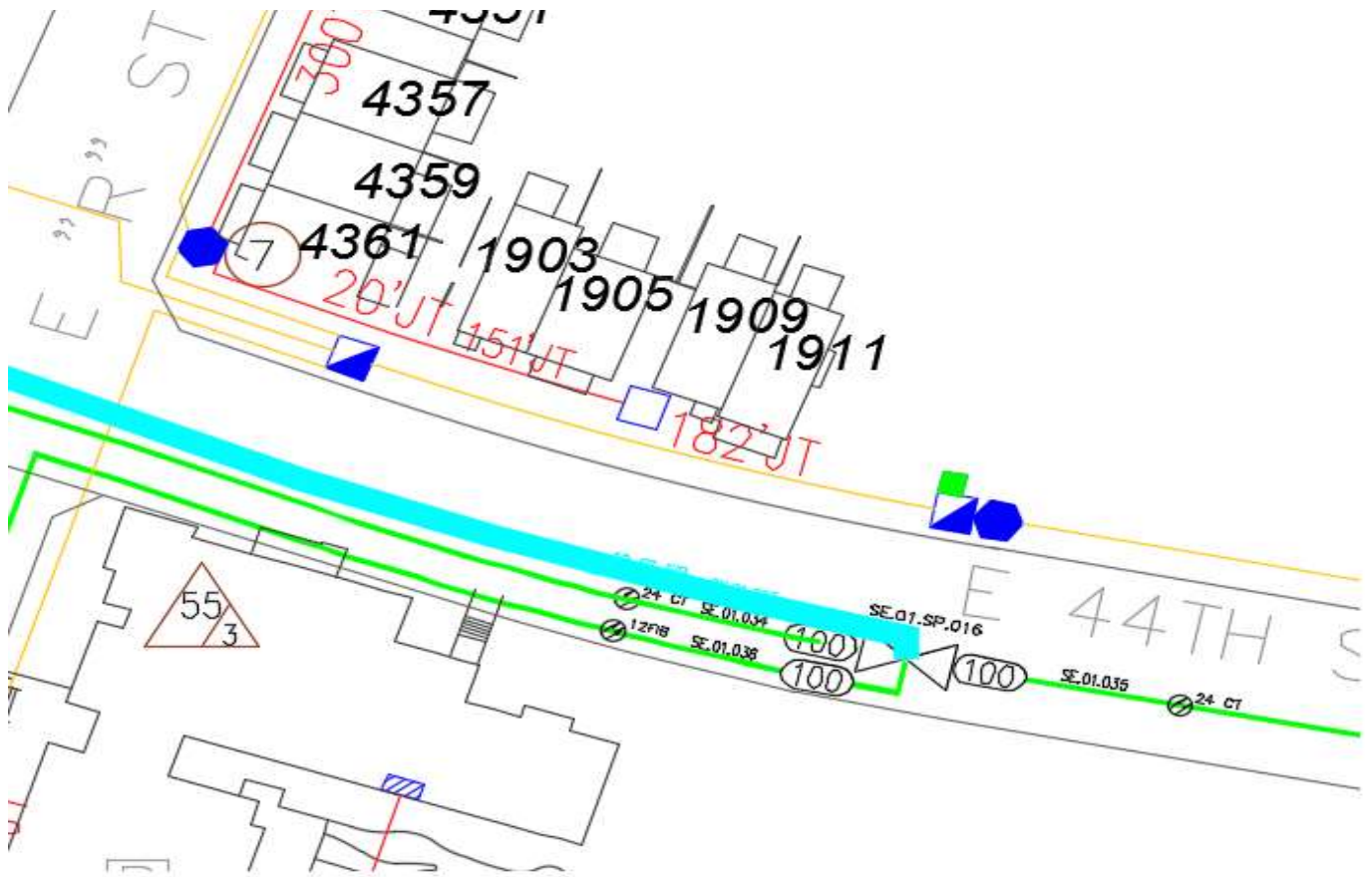




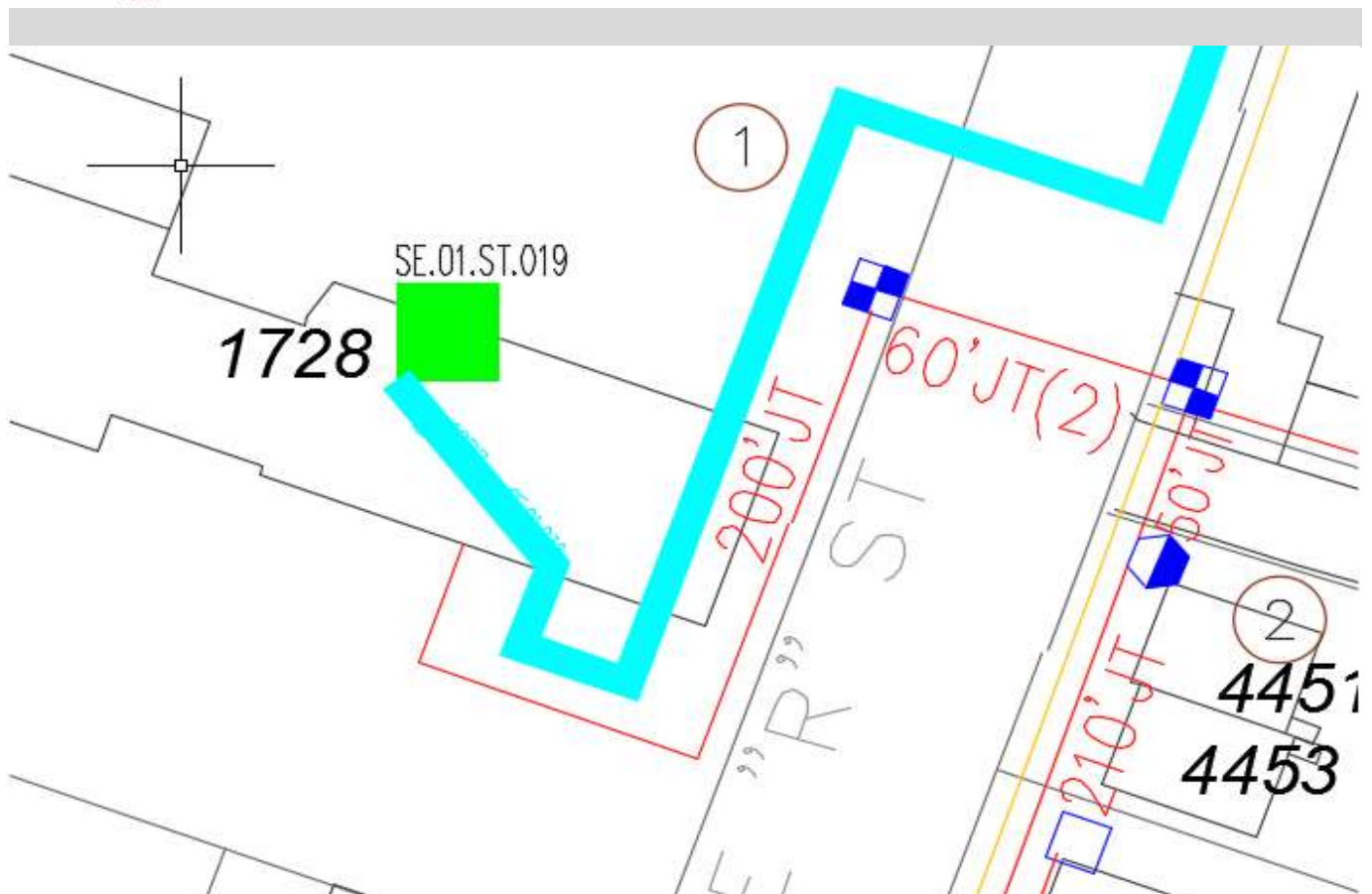
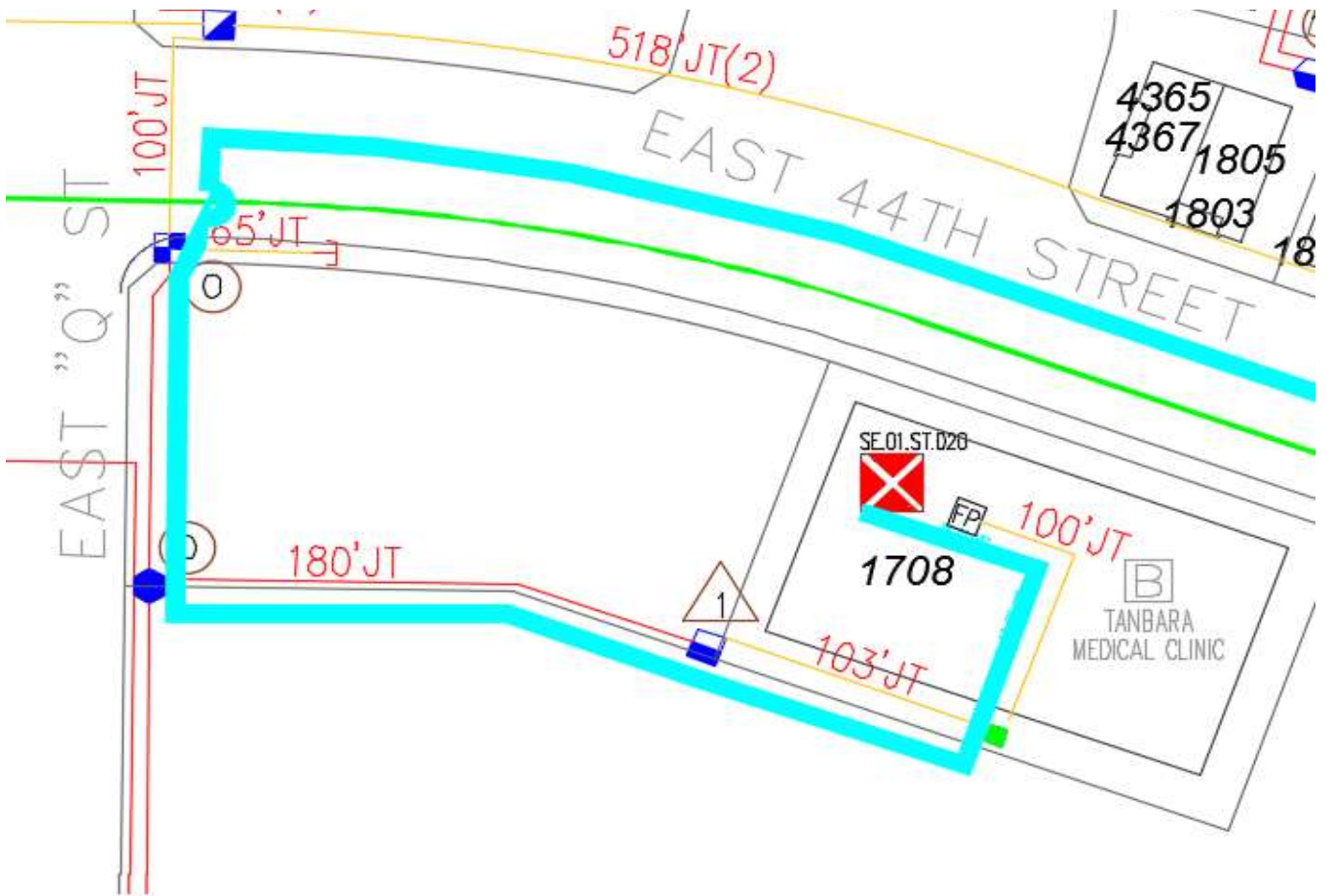


Count 12
Starting Pole # UG
Starting Address 3883 E 'R' ST
Ending Address 1708 E 44th St
Footage 1952
Notes

Sheath [SE.01.038](#)
Count 12
Starting Pole # UG
Starting Address 3883 E 'R' ST
Ending Address 1728 E 44th St
Footage 972
Notes







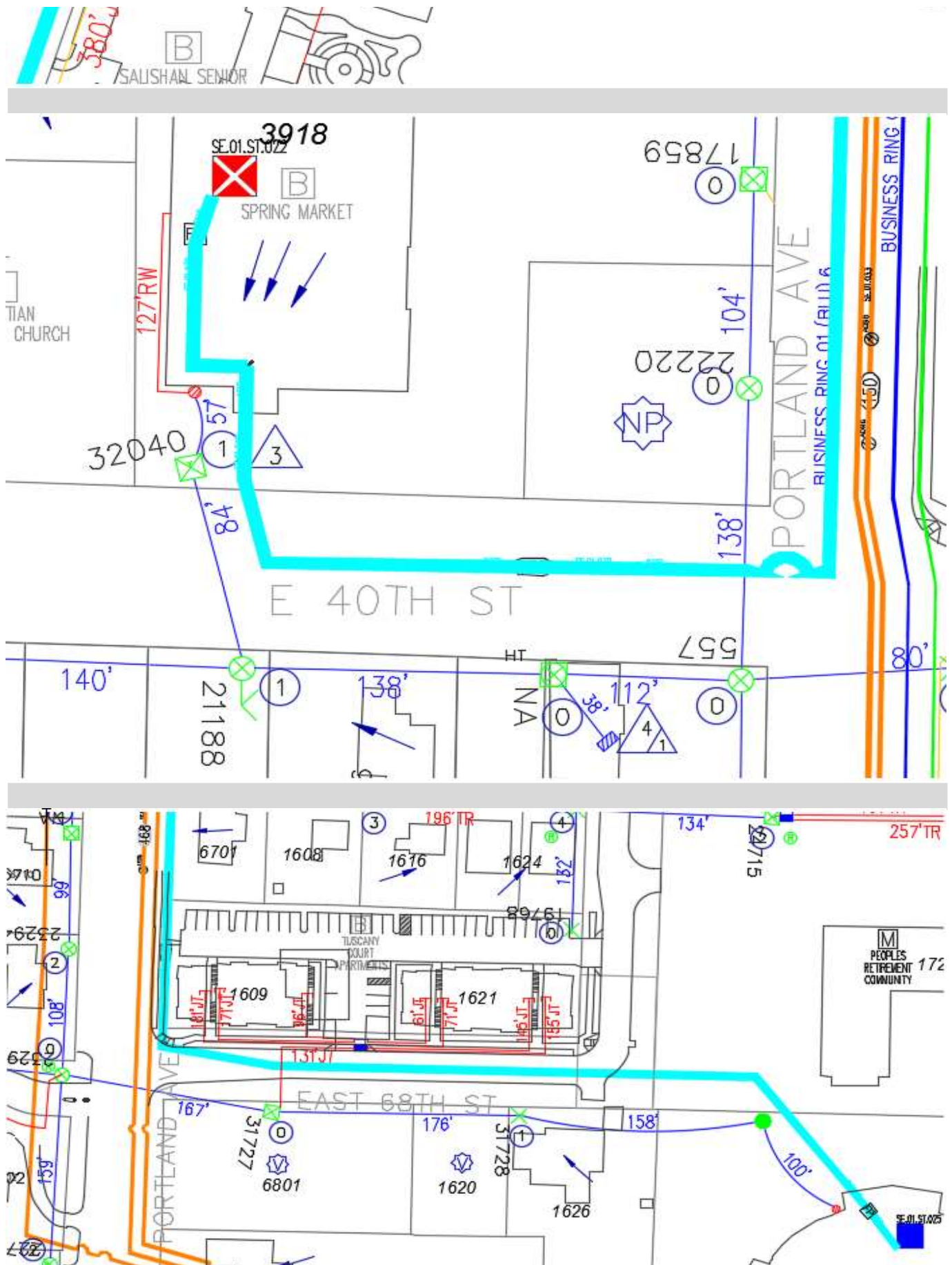




Sheath SE.01.039
 Count 6
 Starting Pole # NA
 Starting Address 4002 E Portland Ave
 Ending Address 3914 E Portland Ave
 Footage 1420
 Notes



Sheath SE.01.044
 Count 12
 Starting Pole # 31727
 Starting Address 6801 E Portland Ave
 Ending Address 1819 72nd St E
 Footage 434
 Notes







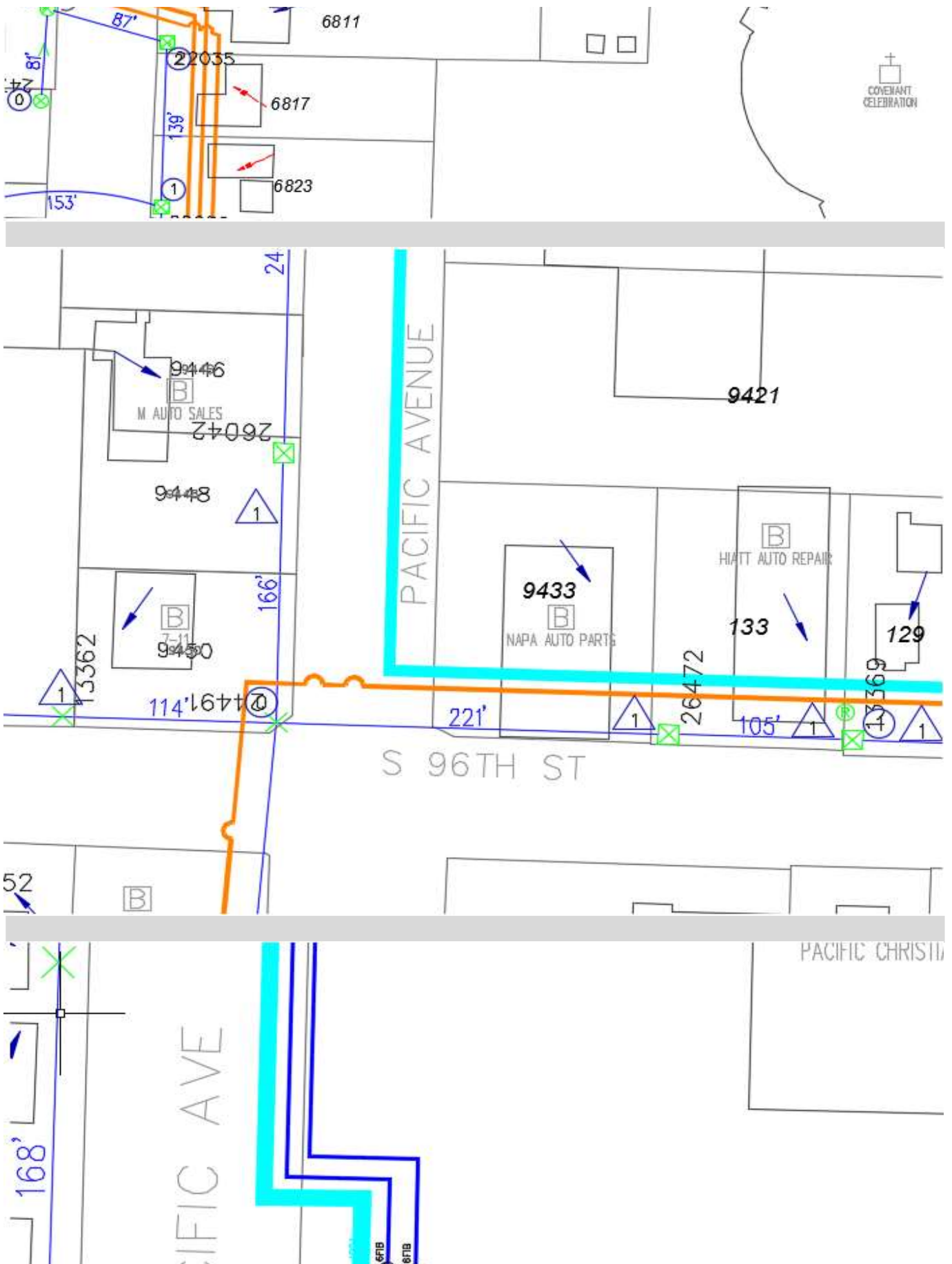




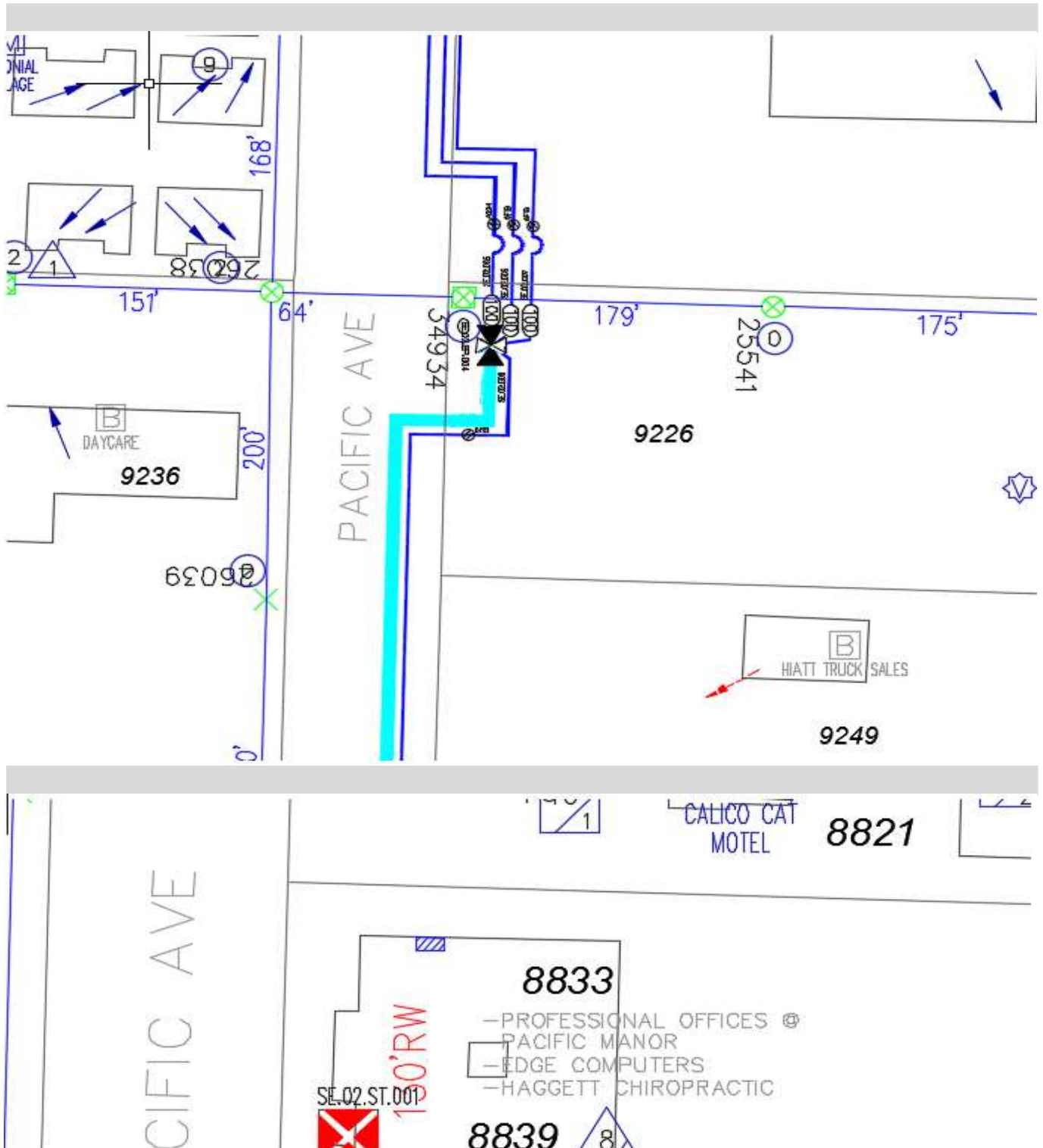
Sheath [SE.02.004](#)
Count 24
Starting Pole # 26042
Starting Address 9448 Pacific Ave
Ending Address 9226 'A' St
Footage 778
Notes



Sheath [SE.02.005](#)
Count 24
Starting Pole # 34934
Starting Address 9226 Pacific Ave
Ending Address 8833 Pacific Ave
Footage 1482
Notes








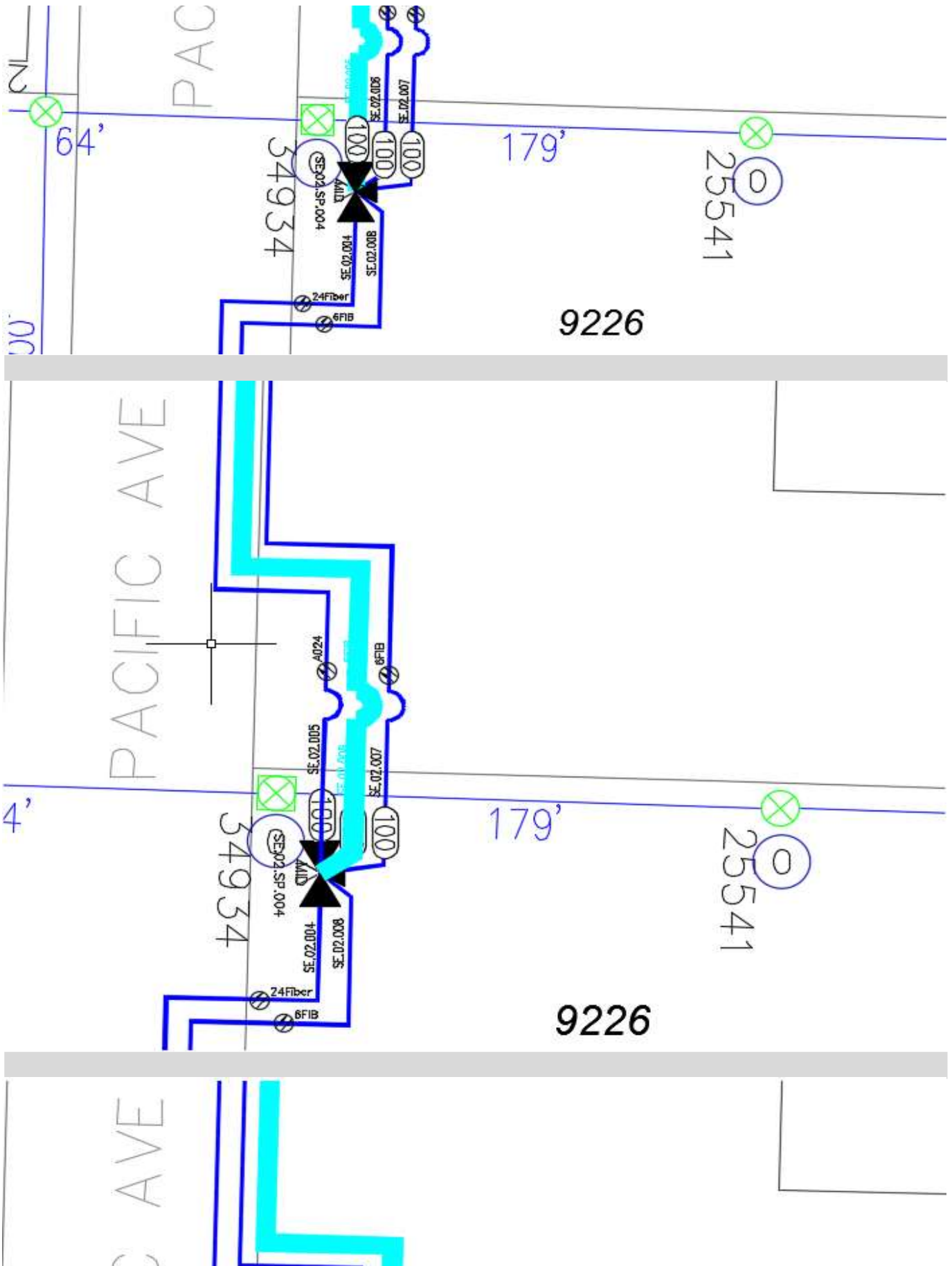




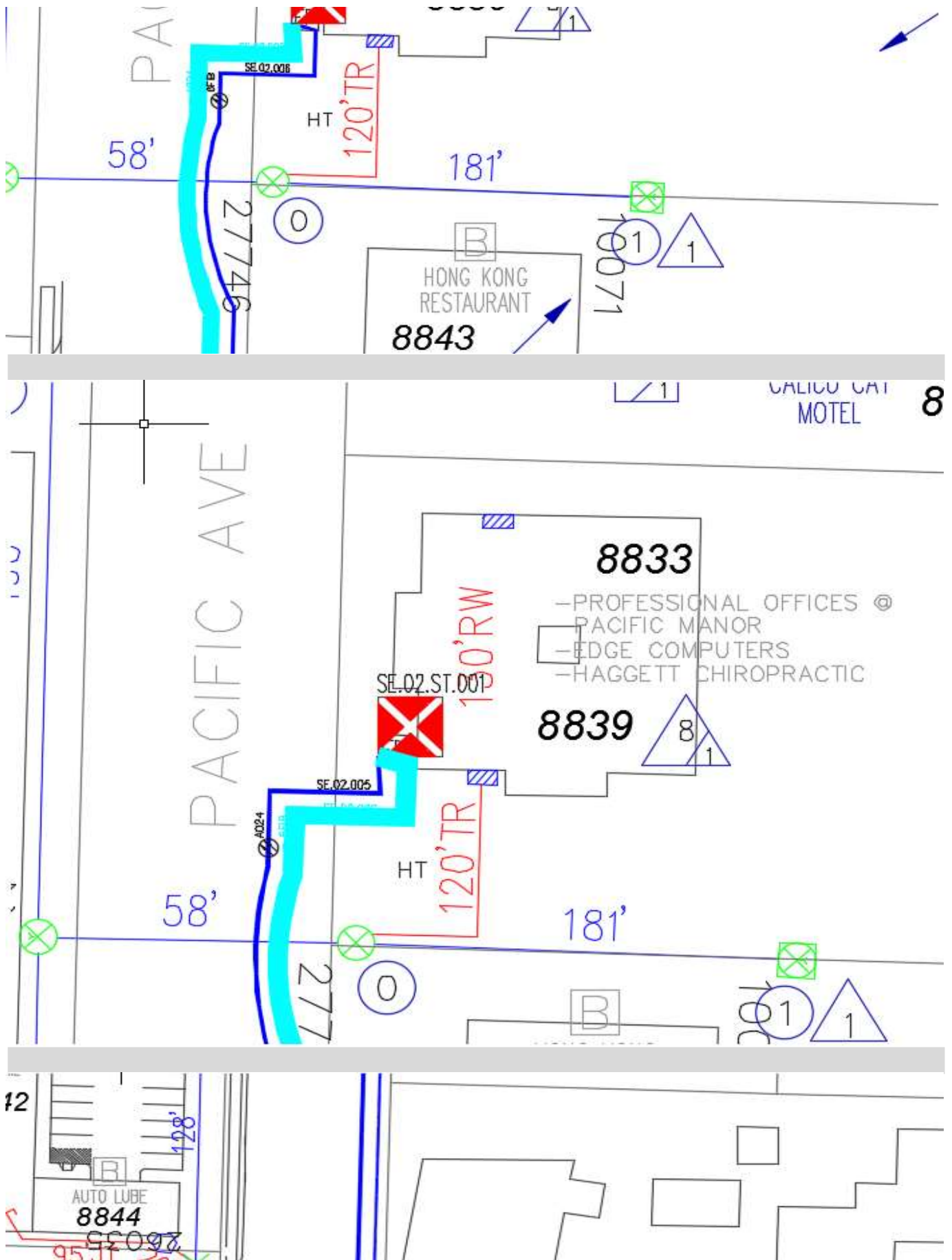
Sheath [SE.02.006](#)
 Count 6
 Starting Pole # 34934
 Starting Address 9226 Pacific Ave
 Ending Address 8833 Pacific Ave
 Footage 1480
 Notes



Sheath [SE.02.007](#)
 Count 6
 Starting Pole # 34934
 Starting Address 9226 Pacific Ave
 Ending Address 9011 Pacific Ave
 Footage 1112
 Notes



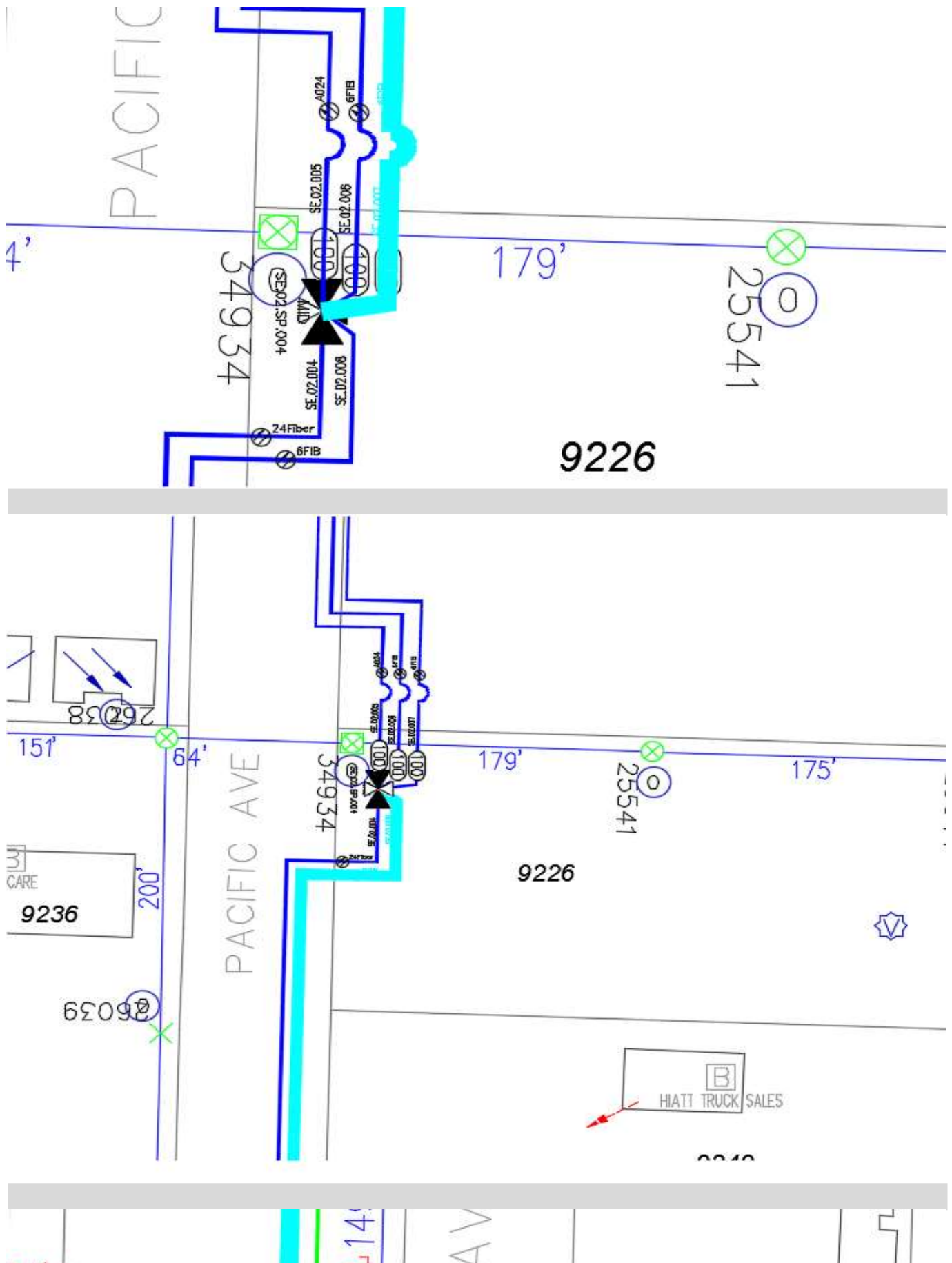




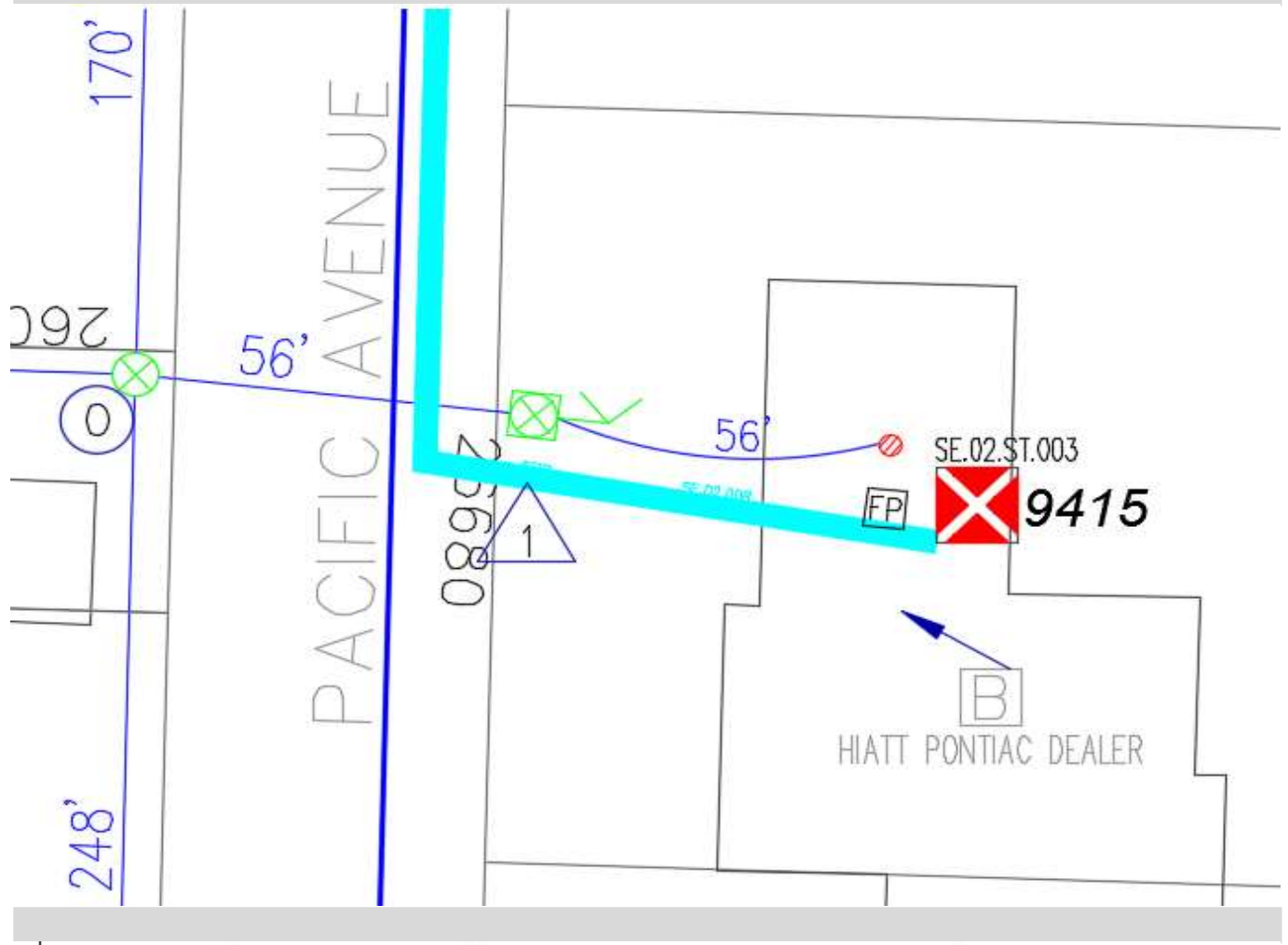
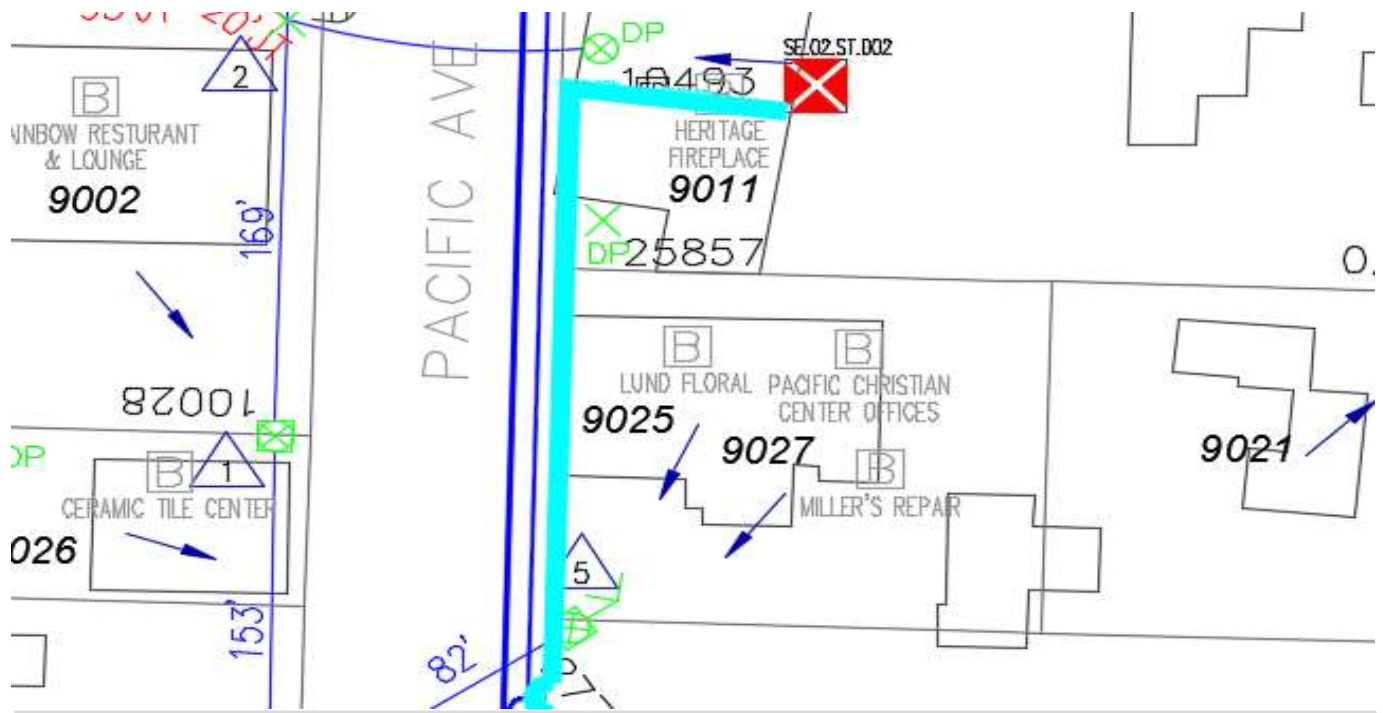


Sheath [SE.02.008](#)
 Count 6
 Starting Pole # 34934
 Starting Address 9226 Pacific Ave
 Ending Address 9415 Pacific Ave
 Footage 940
 Notes

Sheath [SE.02.013](#)
 Count 12



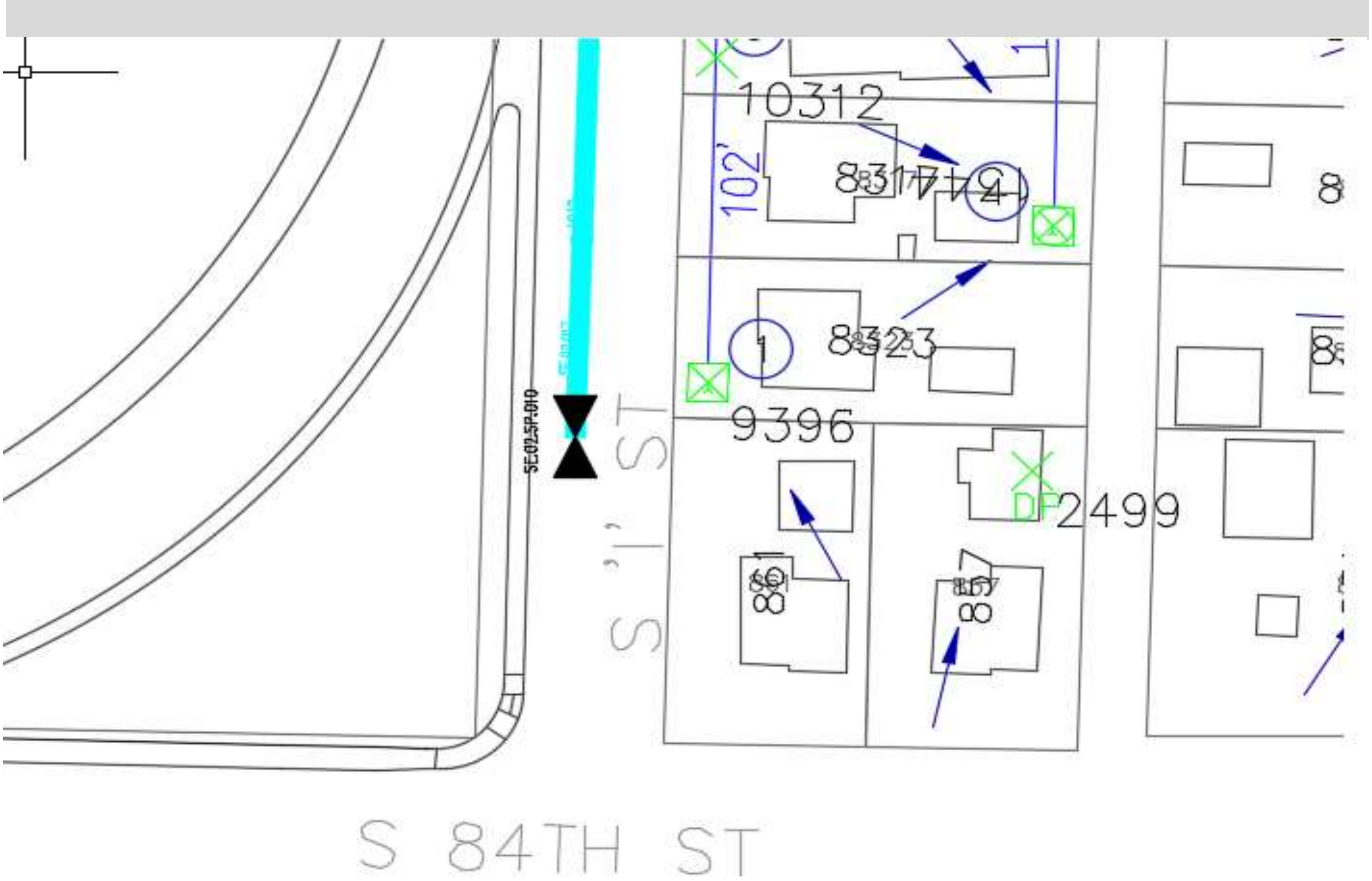


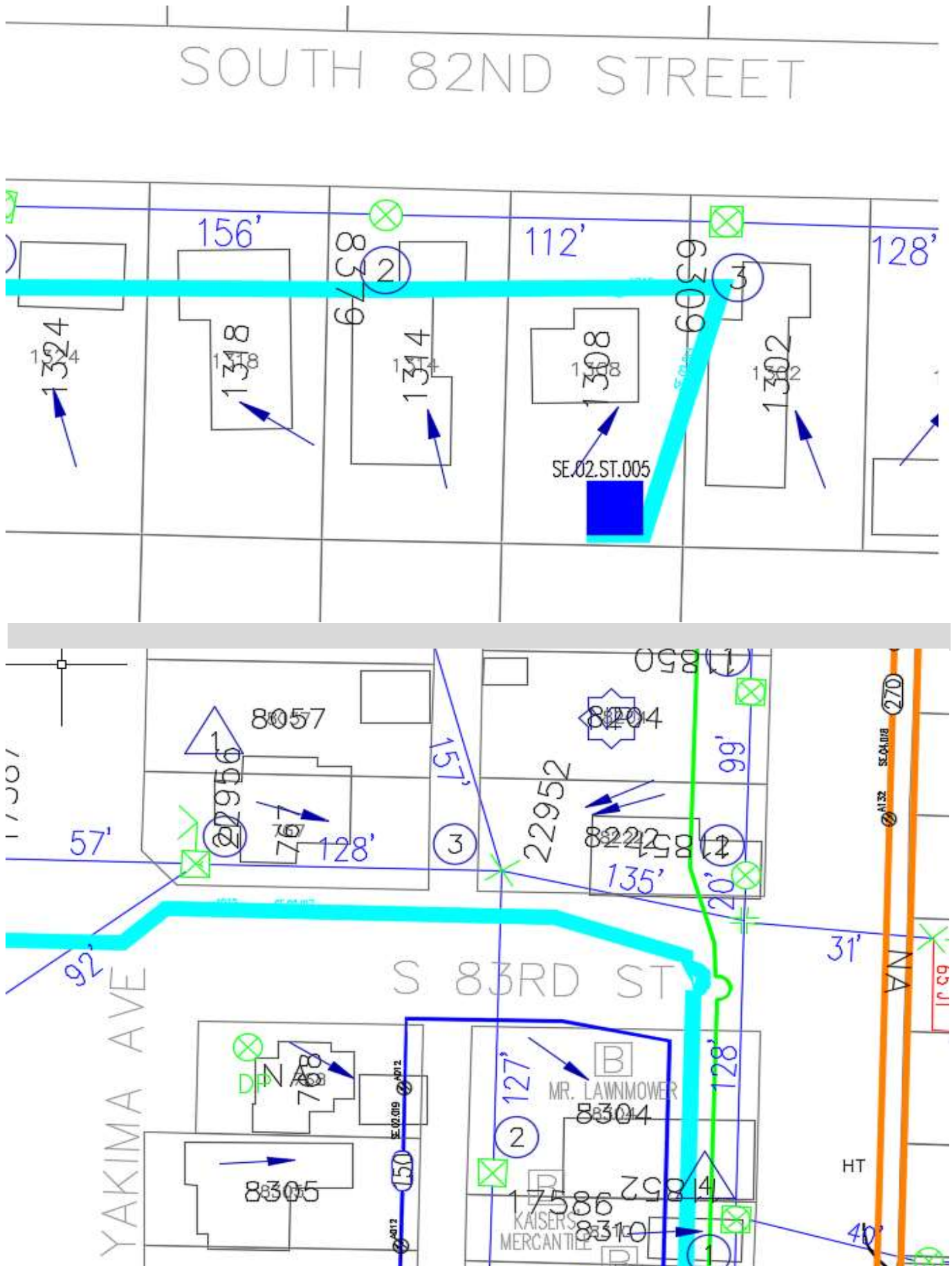




Starting Pole # 11846
 Starting Address 8046 S Park Ave
 Ending Address 1308 S 82nd St
 Footage 5784
 Notes

Sheath [SE.02.017](#)
 Count 12
 Starting Pole # 22952
 Starting Address 8222 S Park Ave
 Ending Address 8323 S 'I' St
 Footage 1034
 Notes





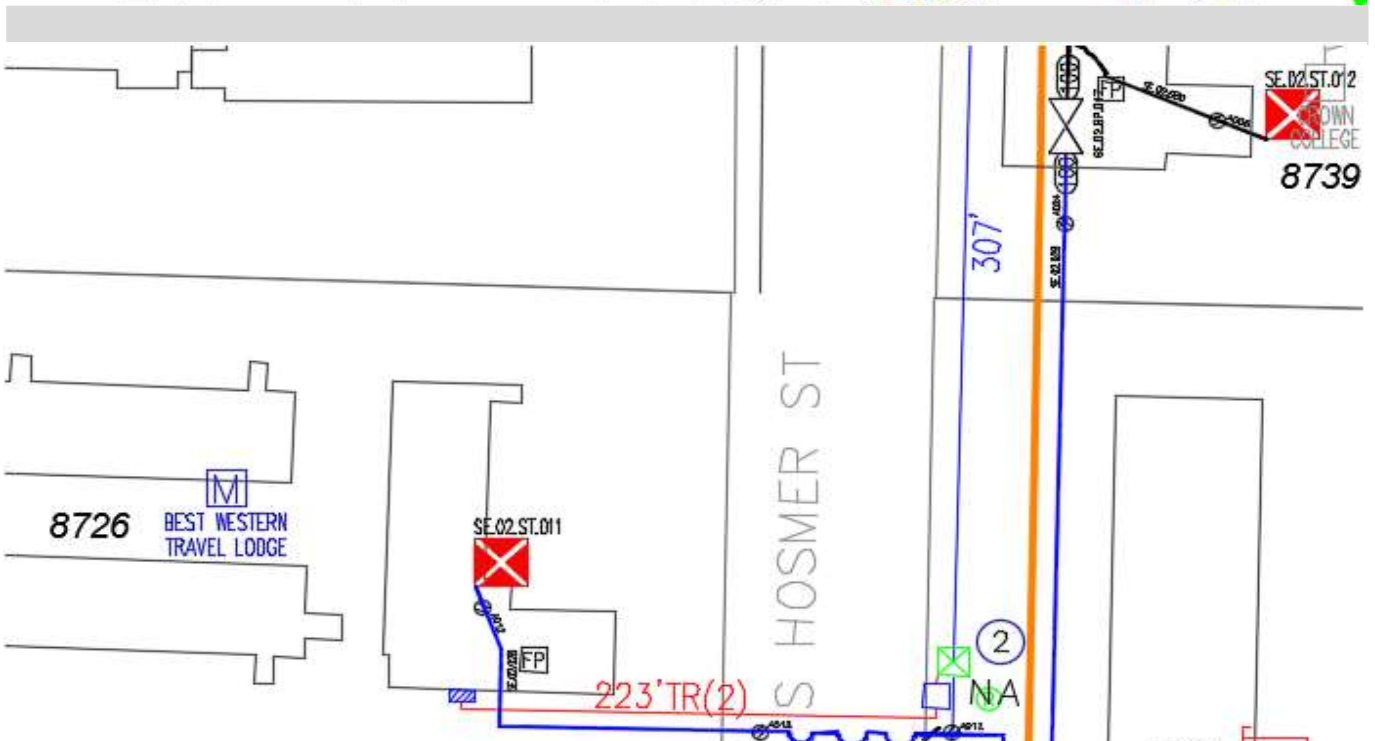
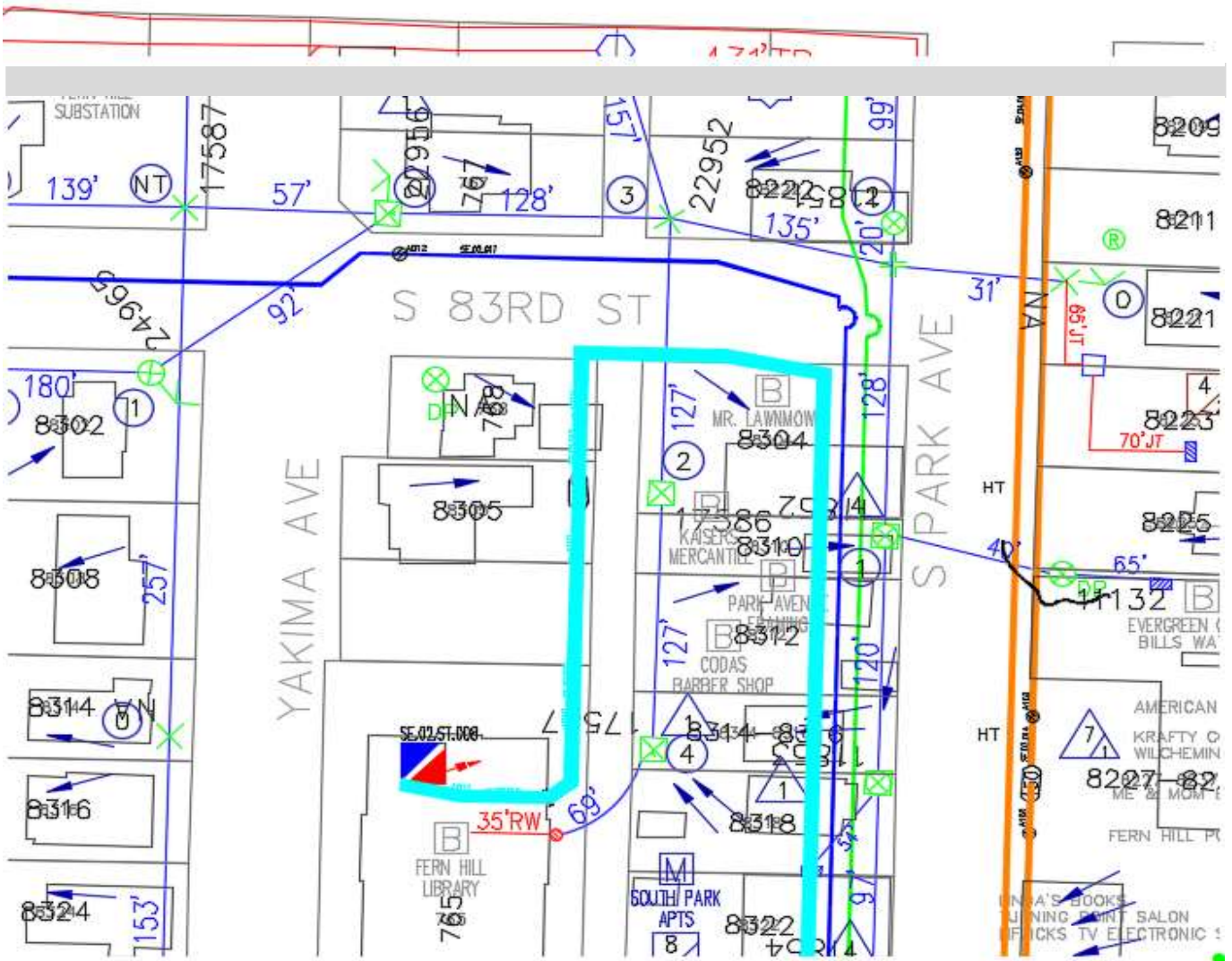




Sheath SE.02.019
Count 12
Starting Pole # 22952
Starting Address 8222 S Park Ave
Ending Address 765 S 84th St
Footage 358
Notes




Sheath SE.02.028
Count 12
Starting Pole # NA
Starting Address 8726 S Hosmer
Ending Address 8726 S Hosmer
Footage 223
Notes



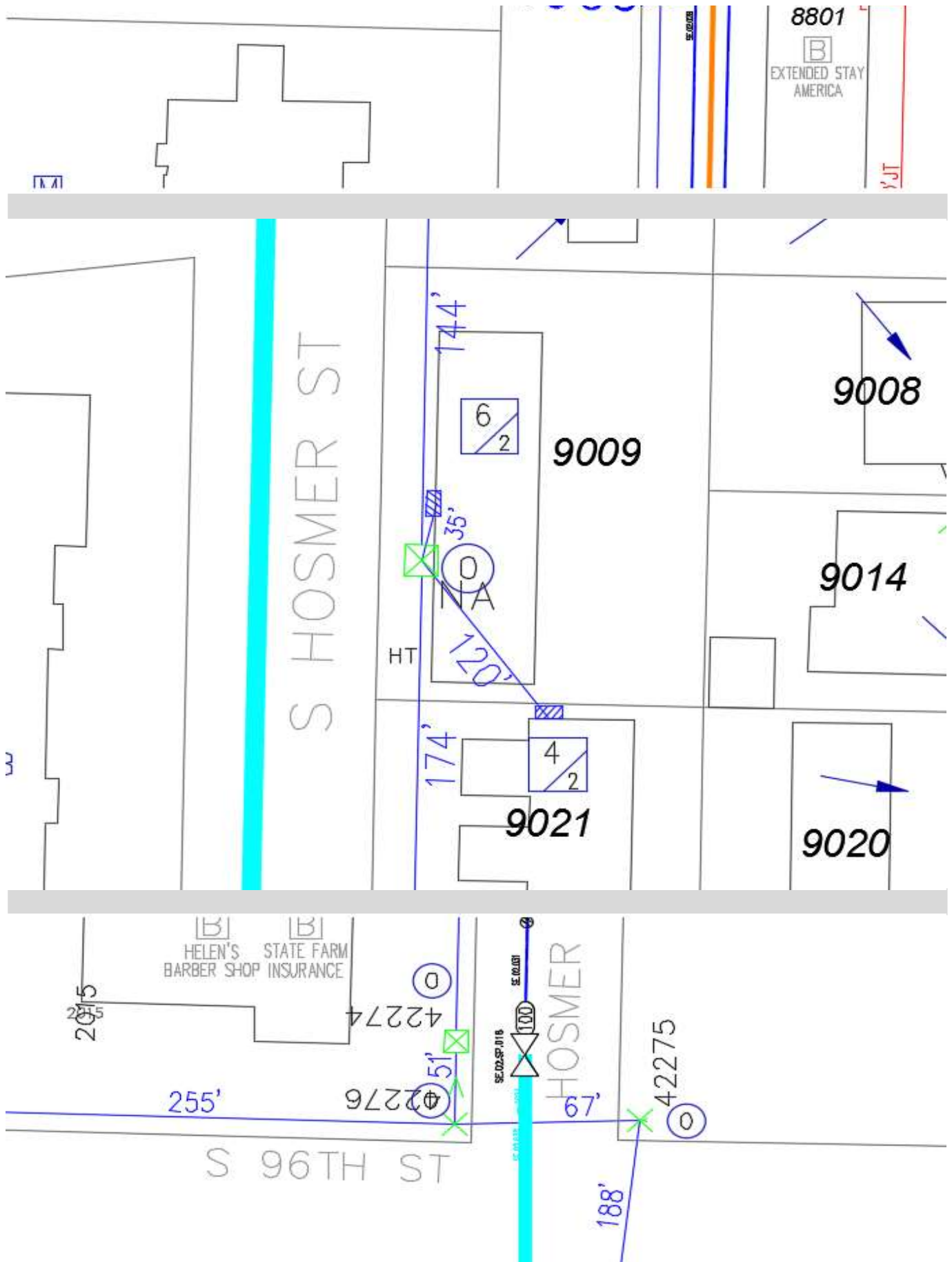






Sheath [SE.02.031](#)
 Count 12
 Starting Pole # NA
 Starting Address 9009 S Hosmer St
 Ending Address 2015 S 96th St
 Footage 2124
 Notes

Sheath SE.02.032
 Count 24
 Starting Pole # 42274
 Starting Address 2015 S 96th St
 Ending Address 1902 S 96th St
 Footage 500
 Notes





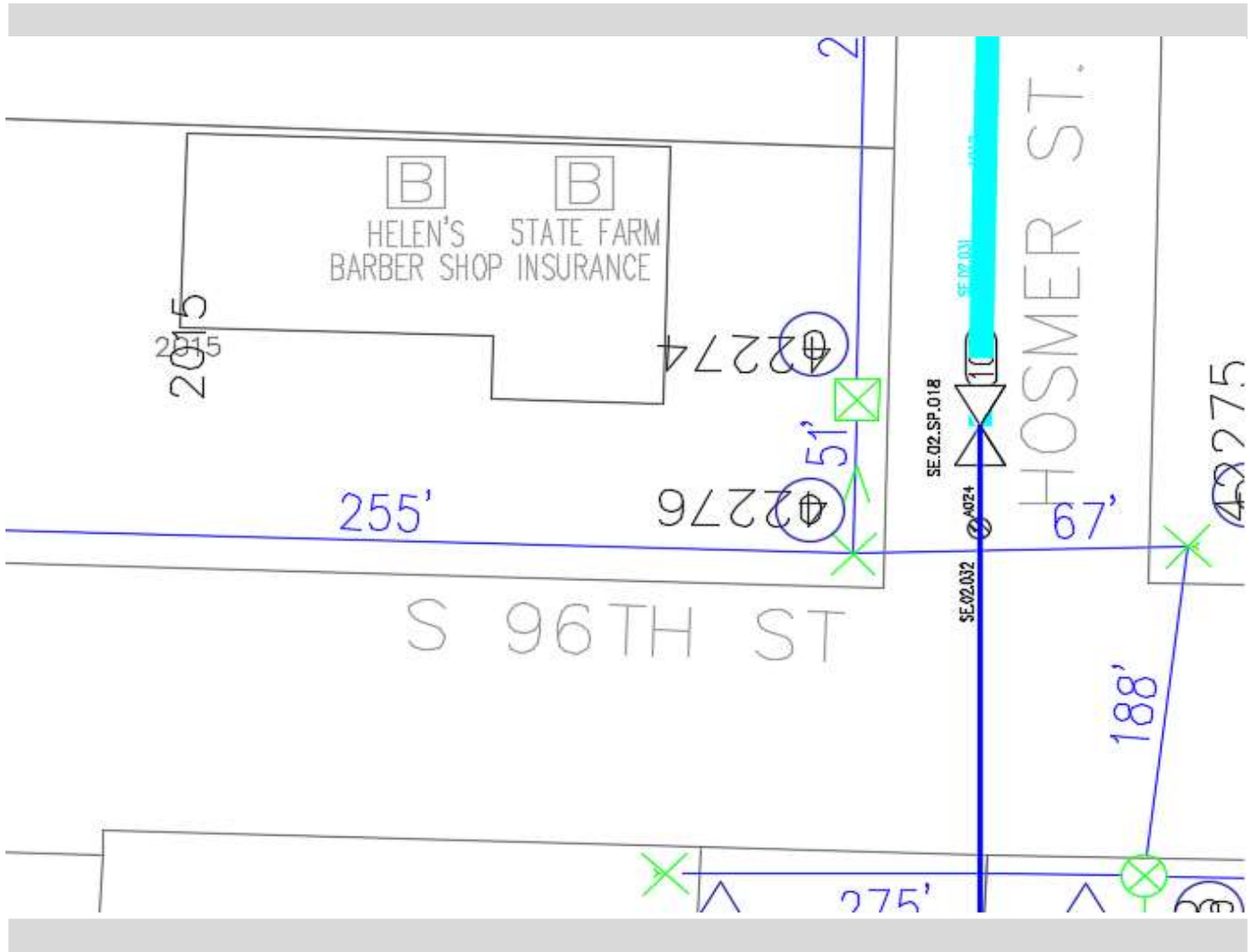
.

.

.

.





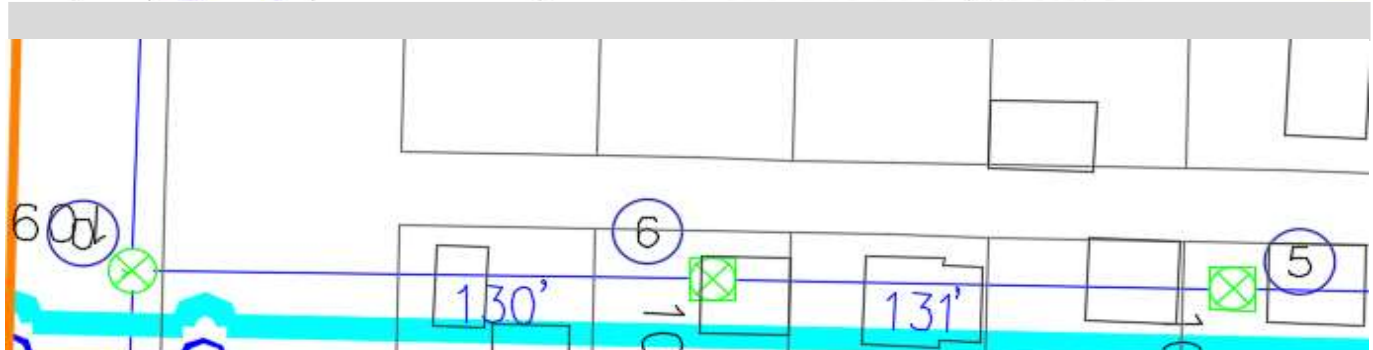
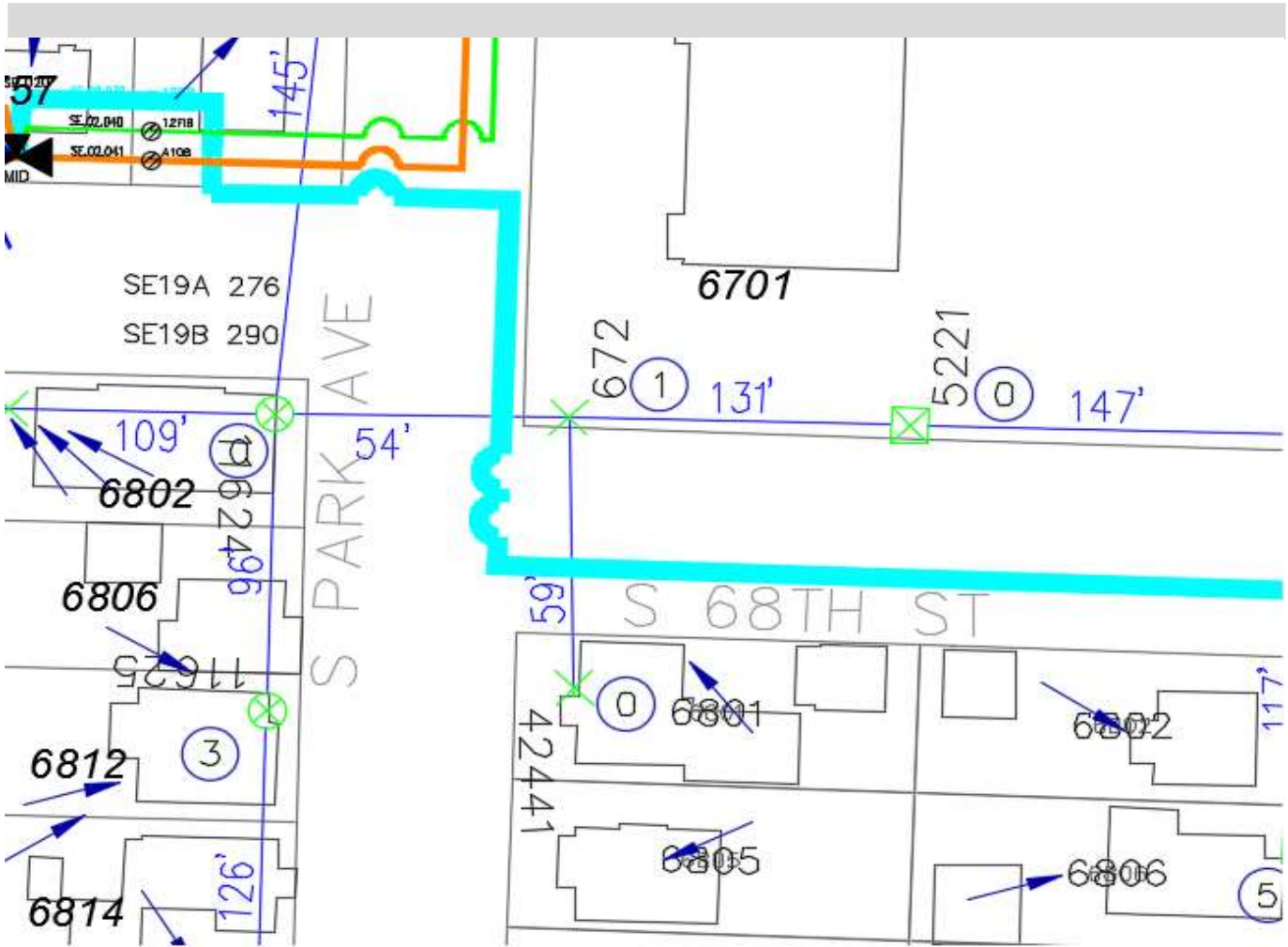
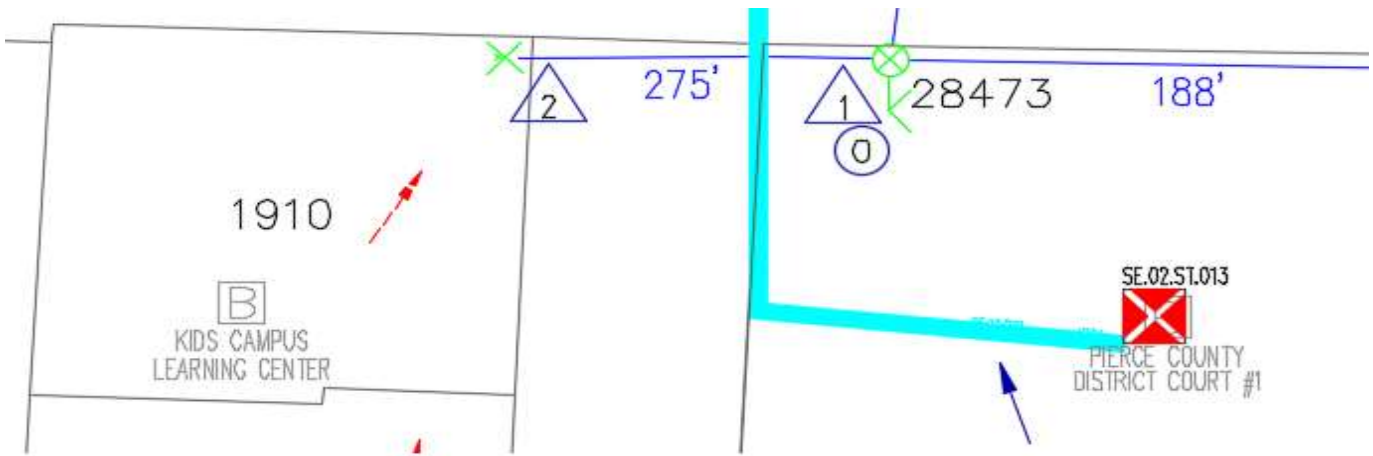




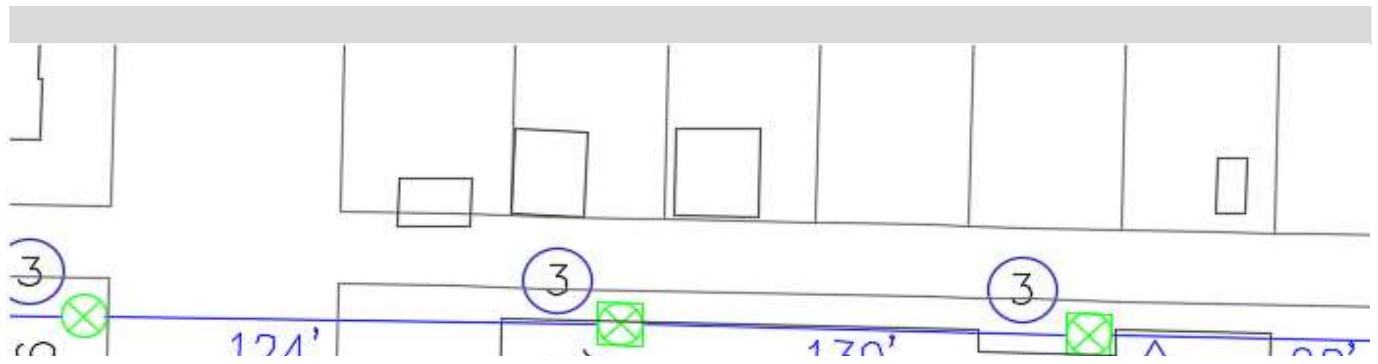
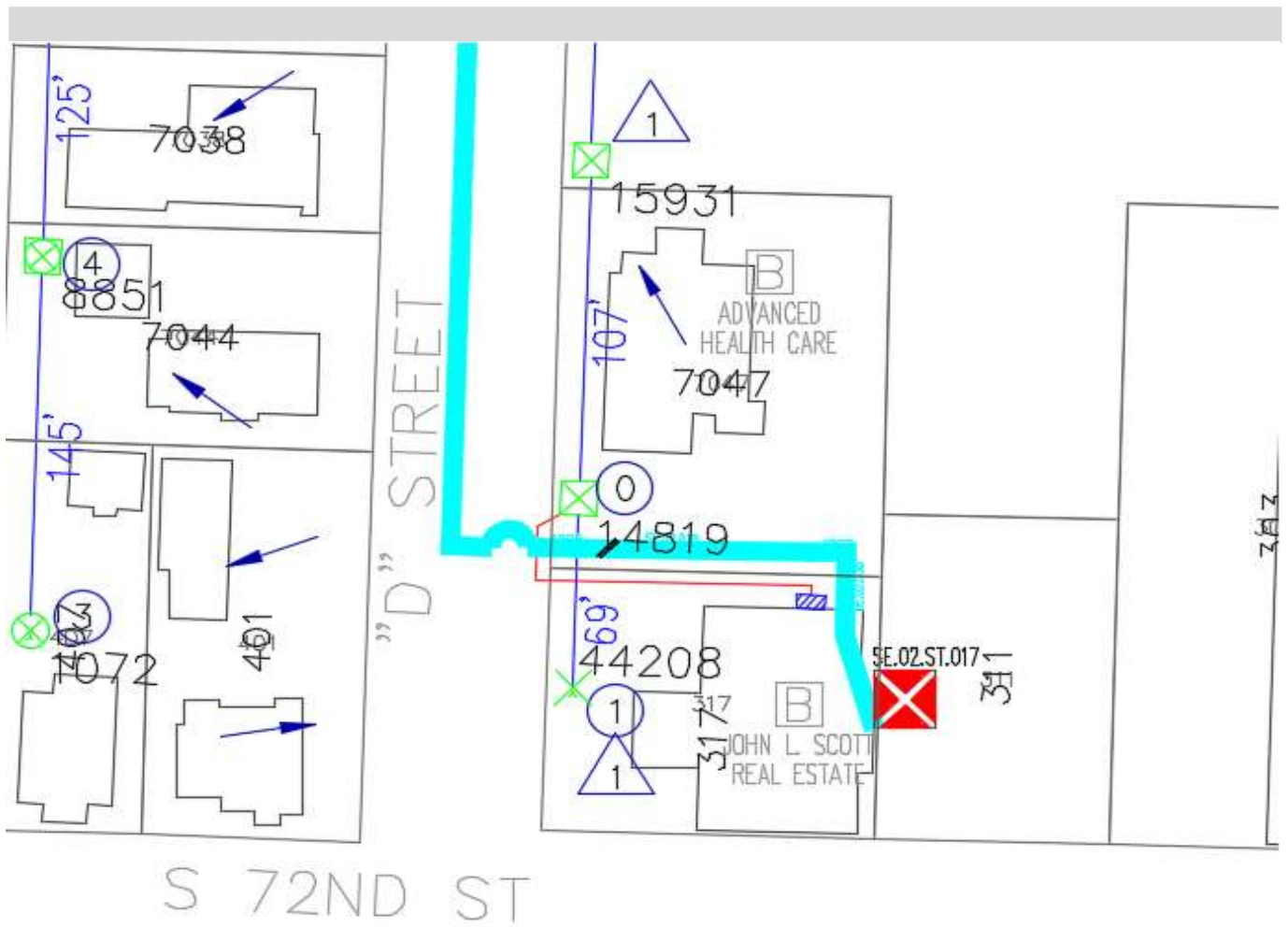
Sheath [SE.02.038](#)
Count 12
Starting Pole # 672
Starting Address 6701 S Park Ave
Ending Address 317 S 72nd St
Footage 2807
Notes



Sheath [SE.03.003](#)
Count 12
Starting Pole # 10979
Starting Address 525 S 56th St
Ending Address 241 S 56th St
Footage 1016
Notes







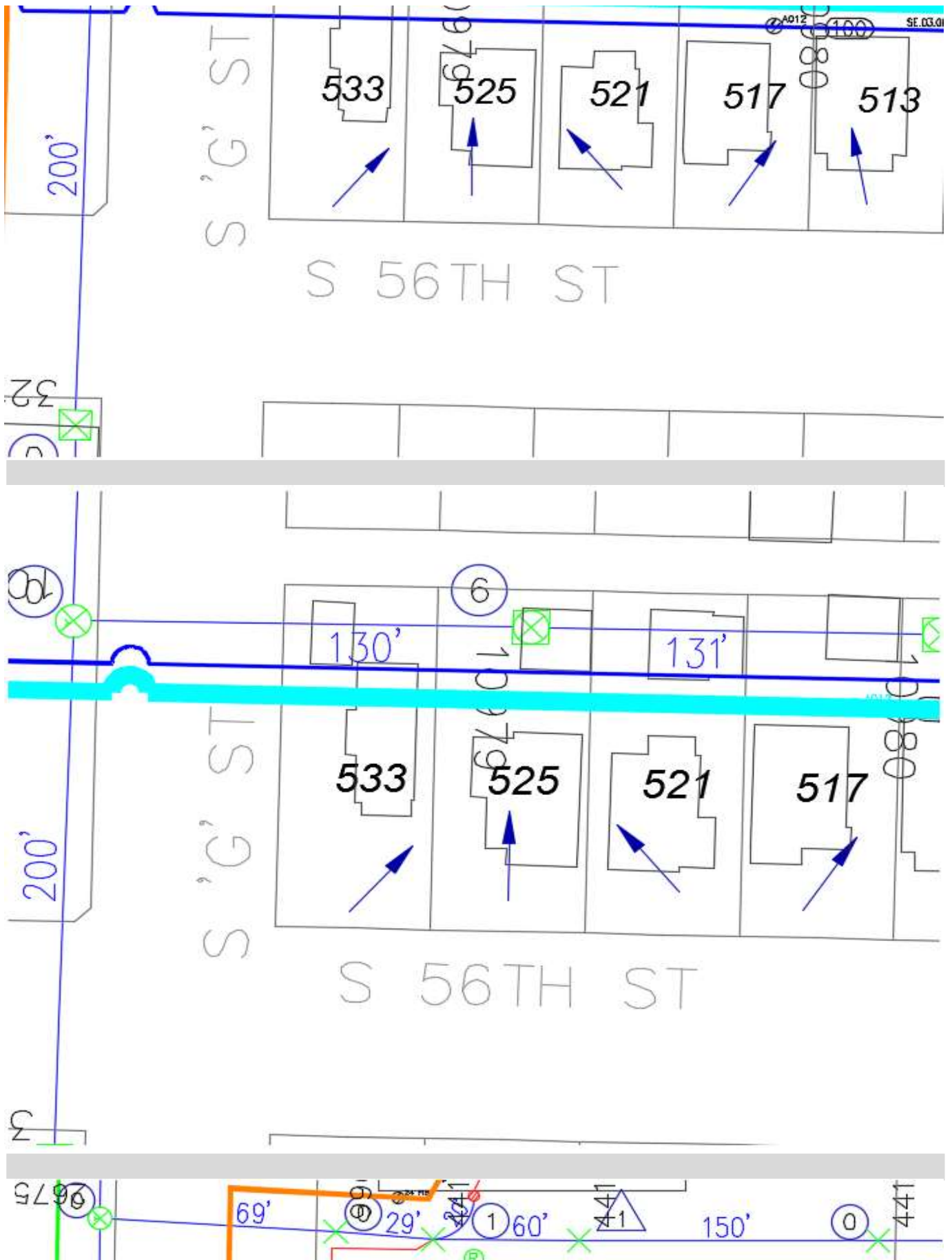




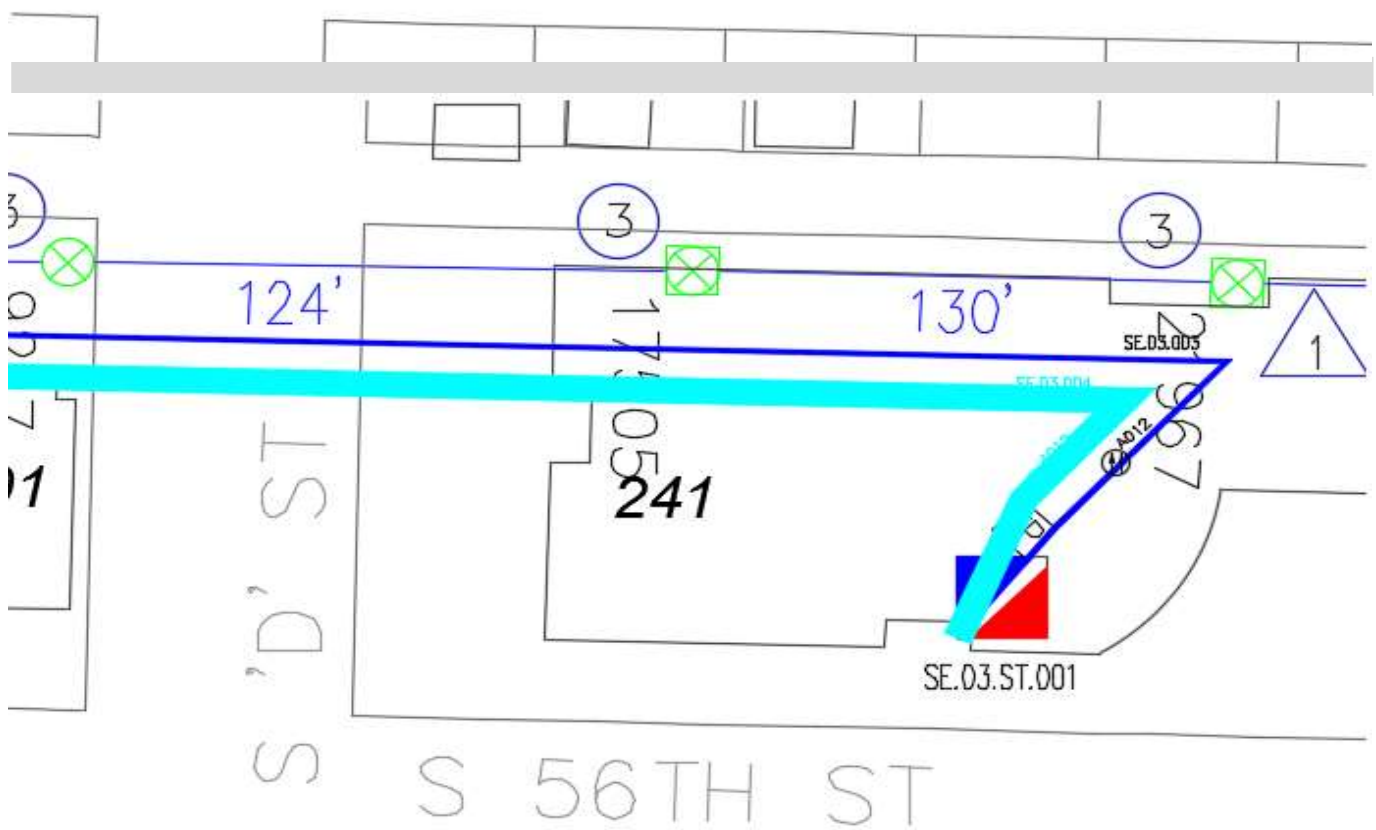
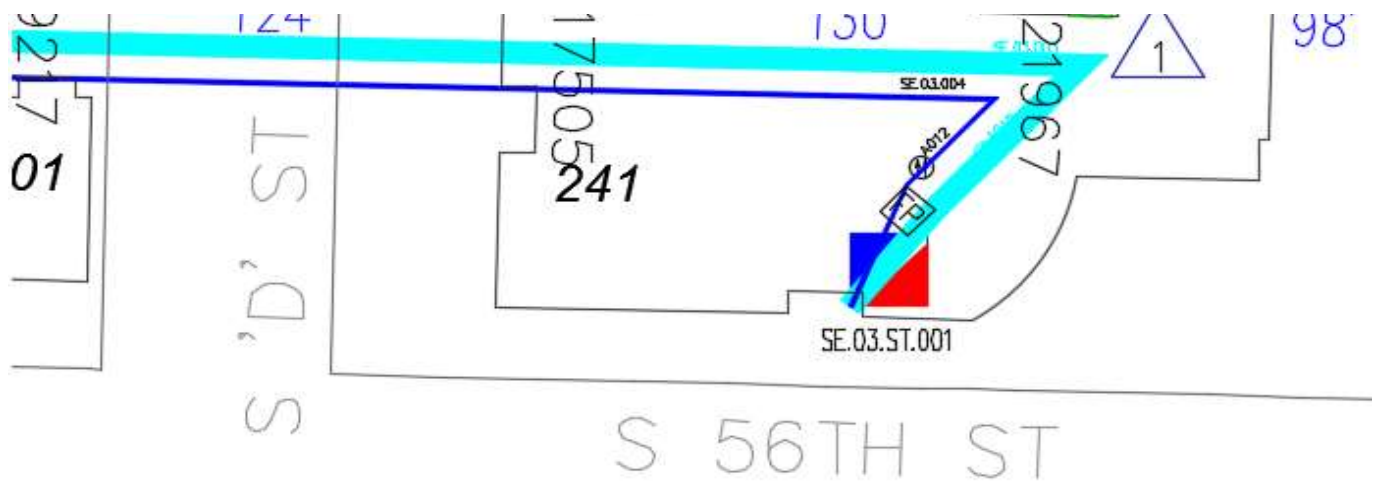
Sheath [SE.03.004](#)
Count 12
Starting Pole # 10979
Starting Address 525 S 56th St
Ending Address 241 S 56th St
Footage 1016
Notes



Sheath SE.03.026
Count 24
Starting Pole # UG





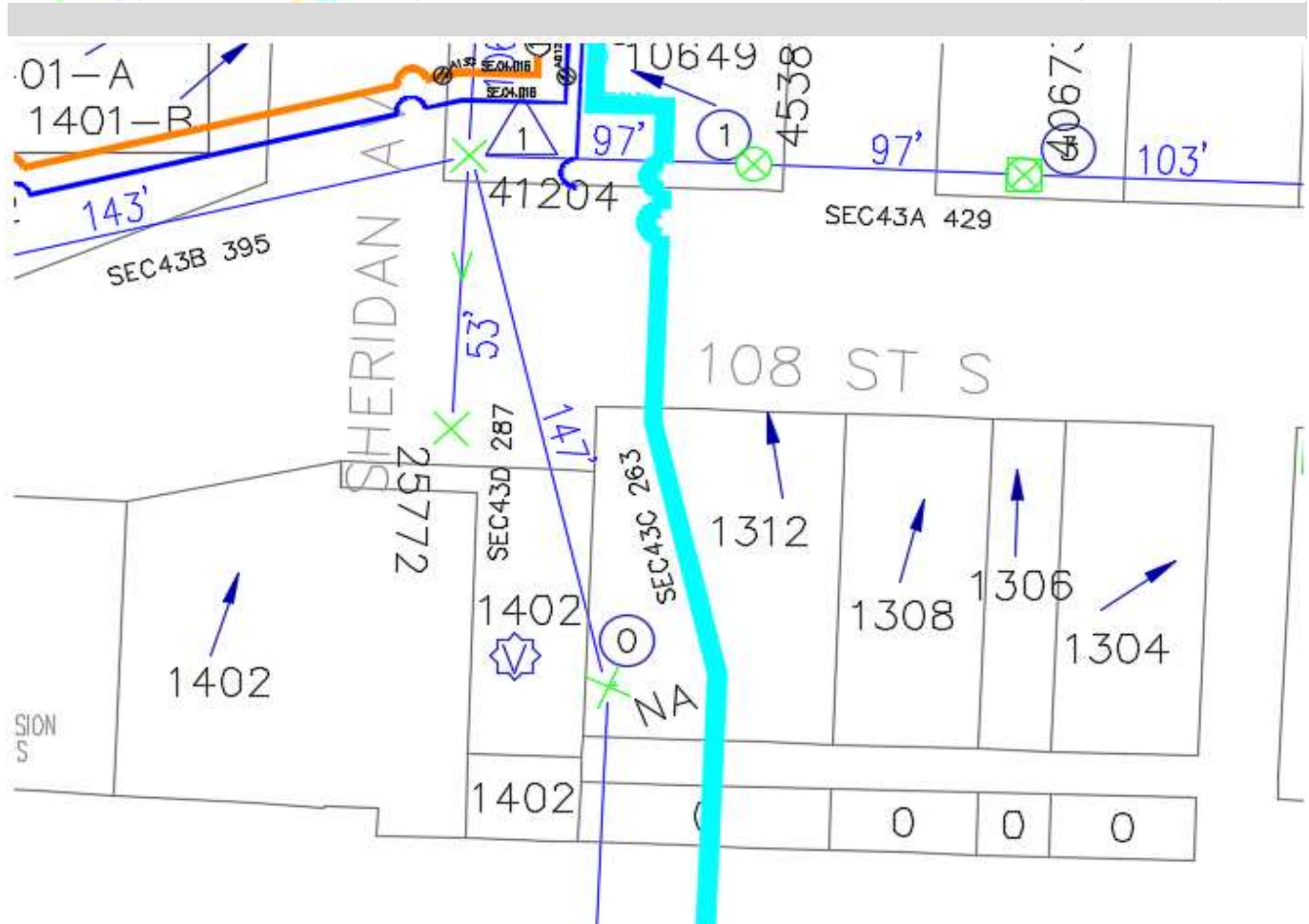
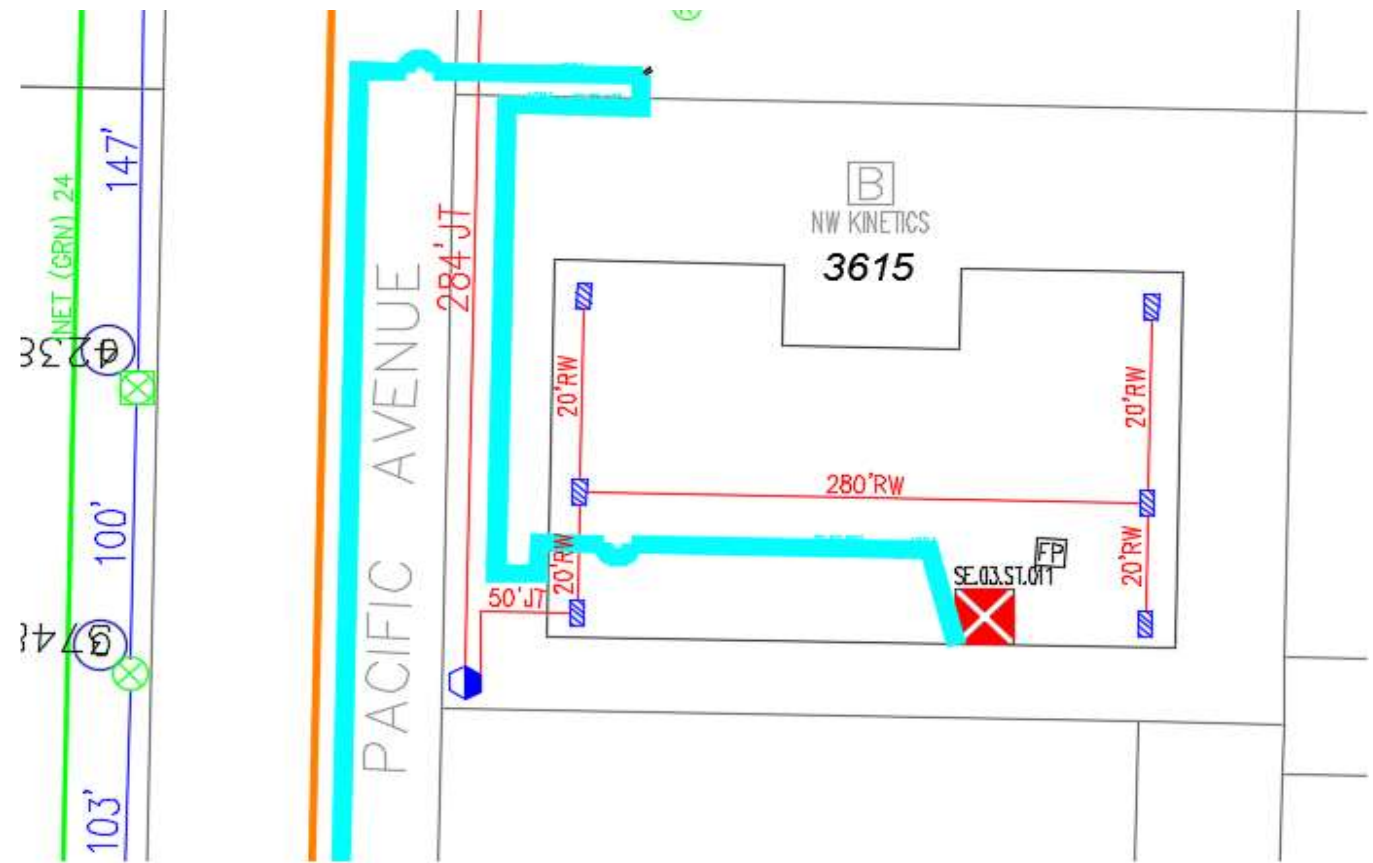




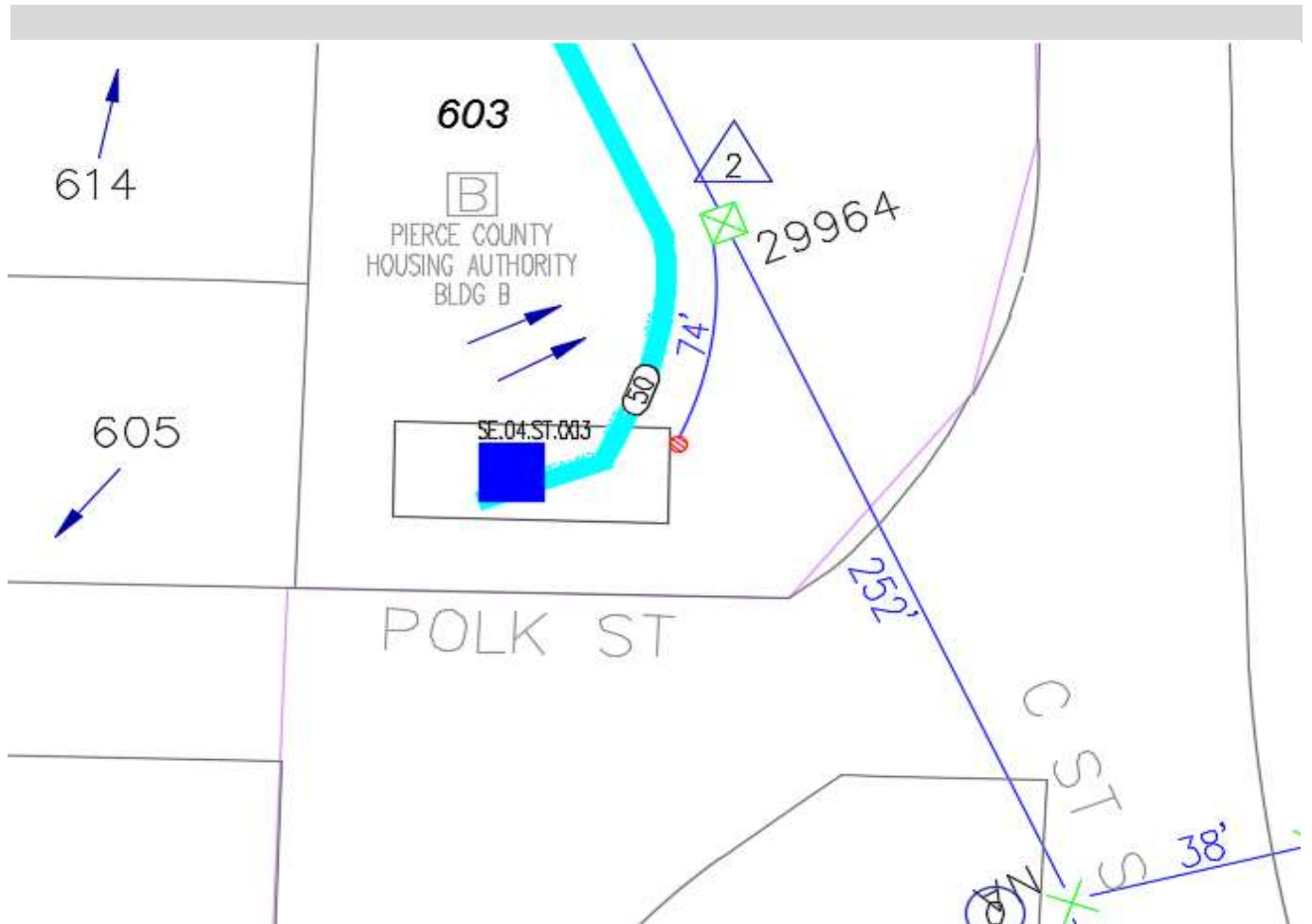
Starting Address 3615 Pacific Ave
Ending Address 3615 Pacific Ave
Footage 370
Notes



Sheath [SE.04.017](#)
Count 12
Starting Pole # NA
Starting Address 1312 108th St S
Ending Address 603 Polk St
Footage 5008
Notes







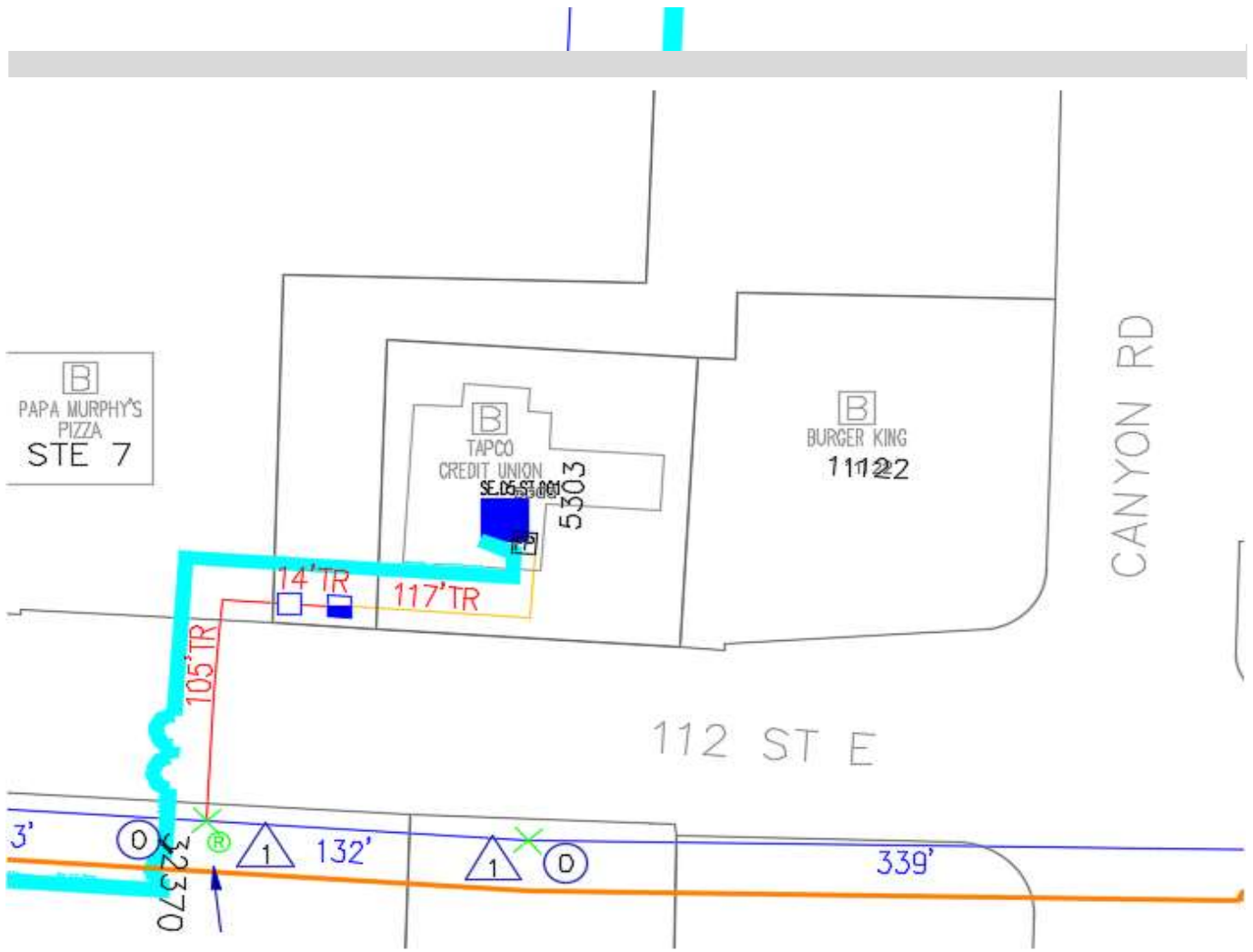





Sheath SE.05.005
Count 24
Starting Pole # UG
Starting Address 5303 112th St E
Ending Address
Footage 131
Notes



Sheath SE.05.022
Count 12
Starting Pole # 25379
Starting Address 7017 E 'L' St
Ending Address 1301 E 72nd St
Footage 457
Notes







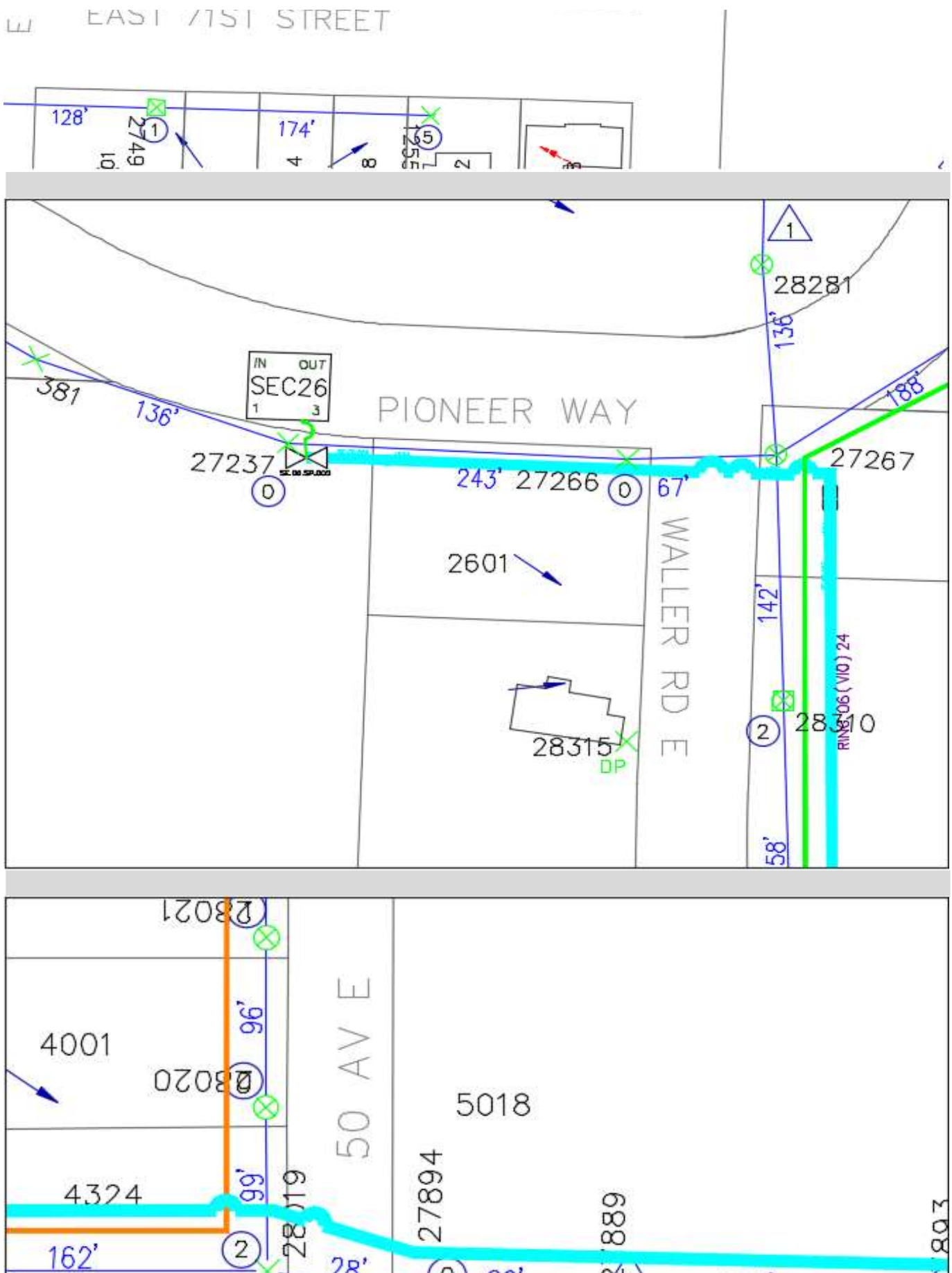


[Redacted Section Header]

Sheath SE.06.005
 Count 24
 Starting Pole # 27266
 Starting Address 2601 E Pioneer Way
 Ending Address 2820 E Pioneer Way
 Footage 243
 Notes

[Redacted Section Header]

Sheath [SE.06.008](#)
 Count 24
 Starting Pole # 27894
 Starting Address 5018 40TH ST E
 Ending Address 5012 66th Ave E
 Footage 9987
 Notes







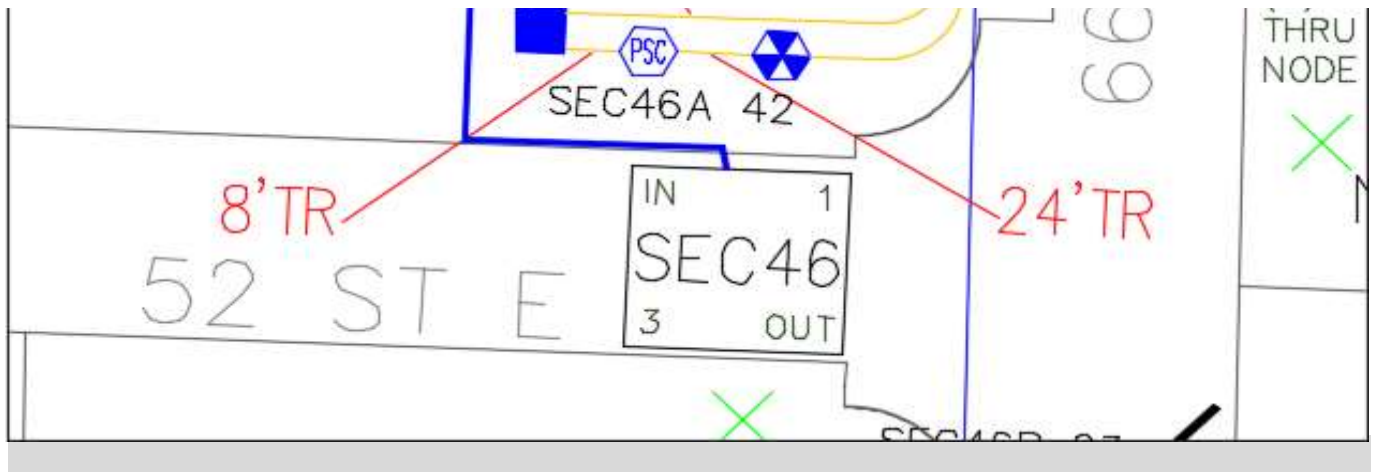




| | |
|------------------|-----------------|
| Sheath | SE.06.010 |
| Count | 24 |
| Starting Pole # | NA |
| Starting Address | 4328 44th Ave E |
| Ending Address | 4328 44th Ave E |
| Footage | 232 |
| Notes | |









SE.01.019

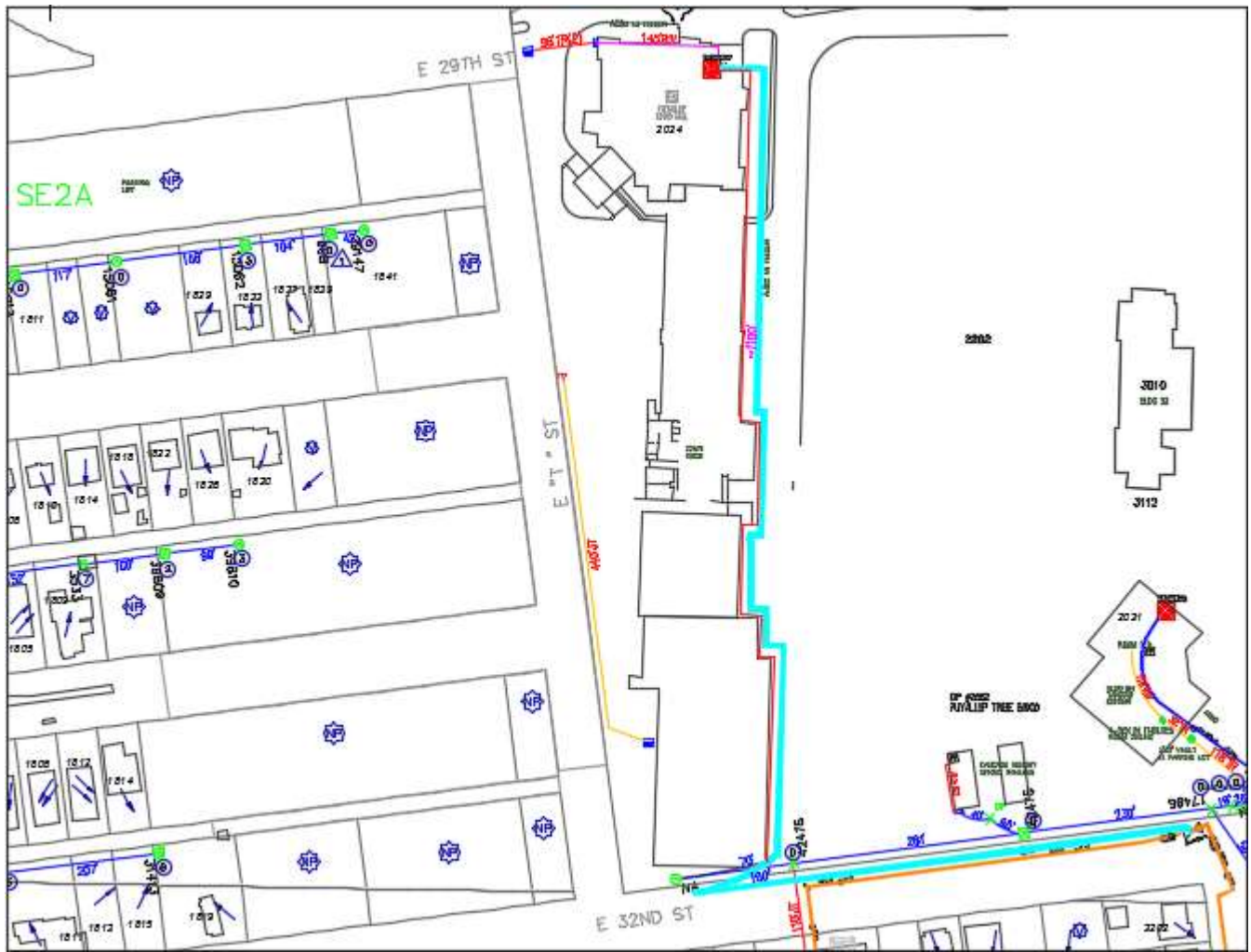




SE.01.021



SE.01.030



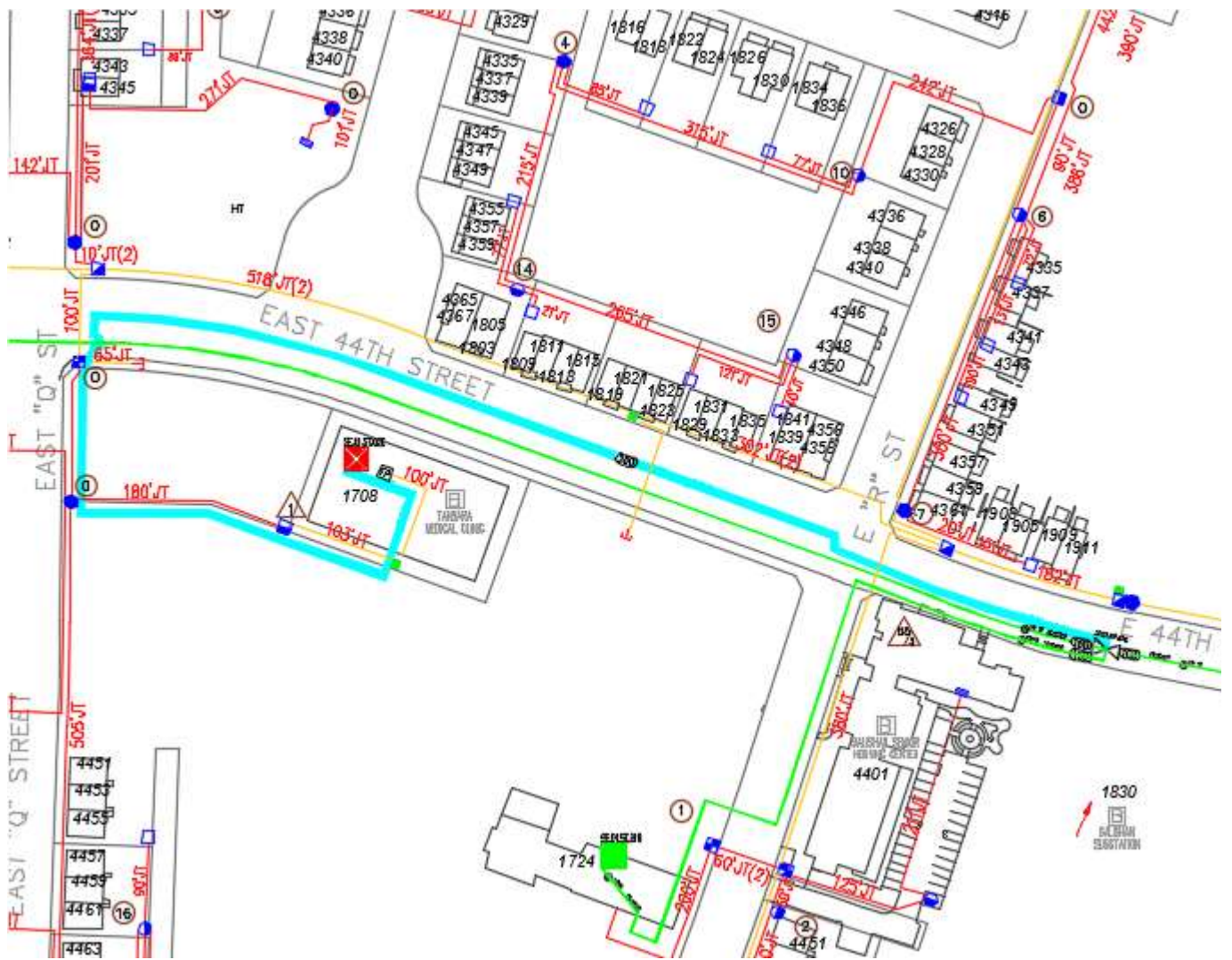
SE.01.034





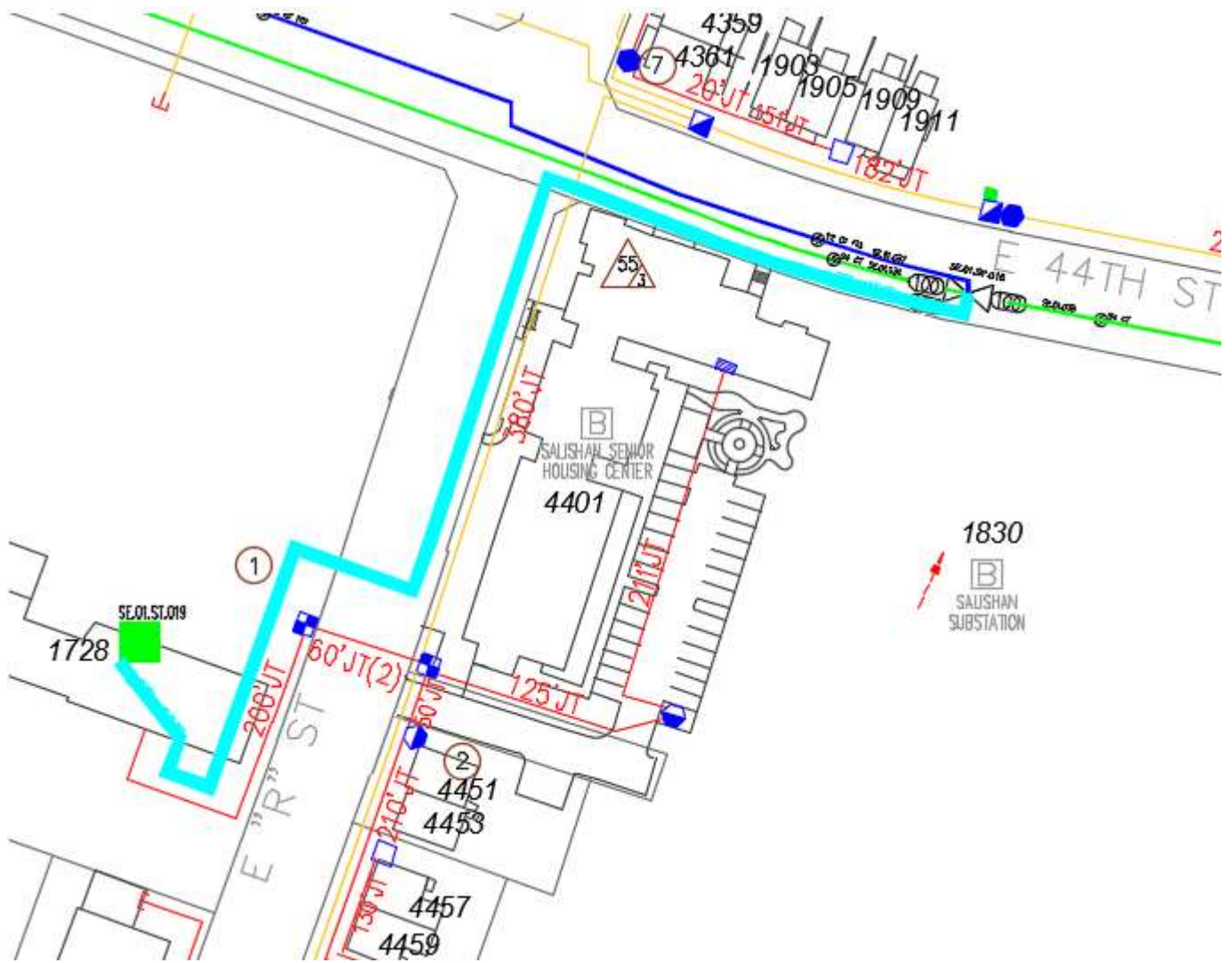
SE.01.037





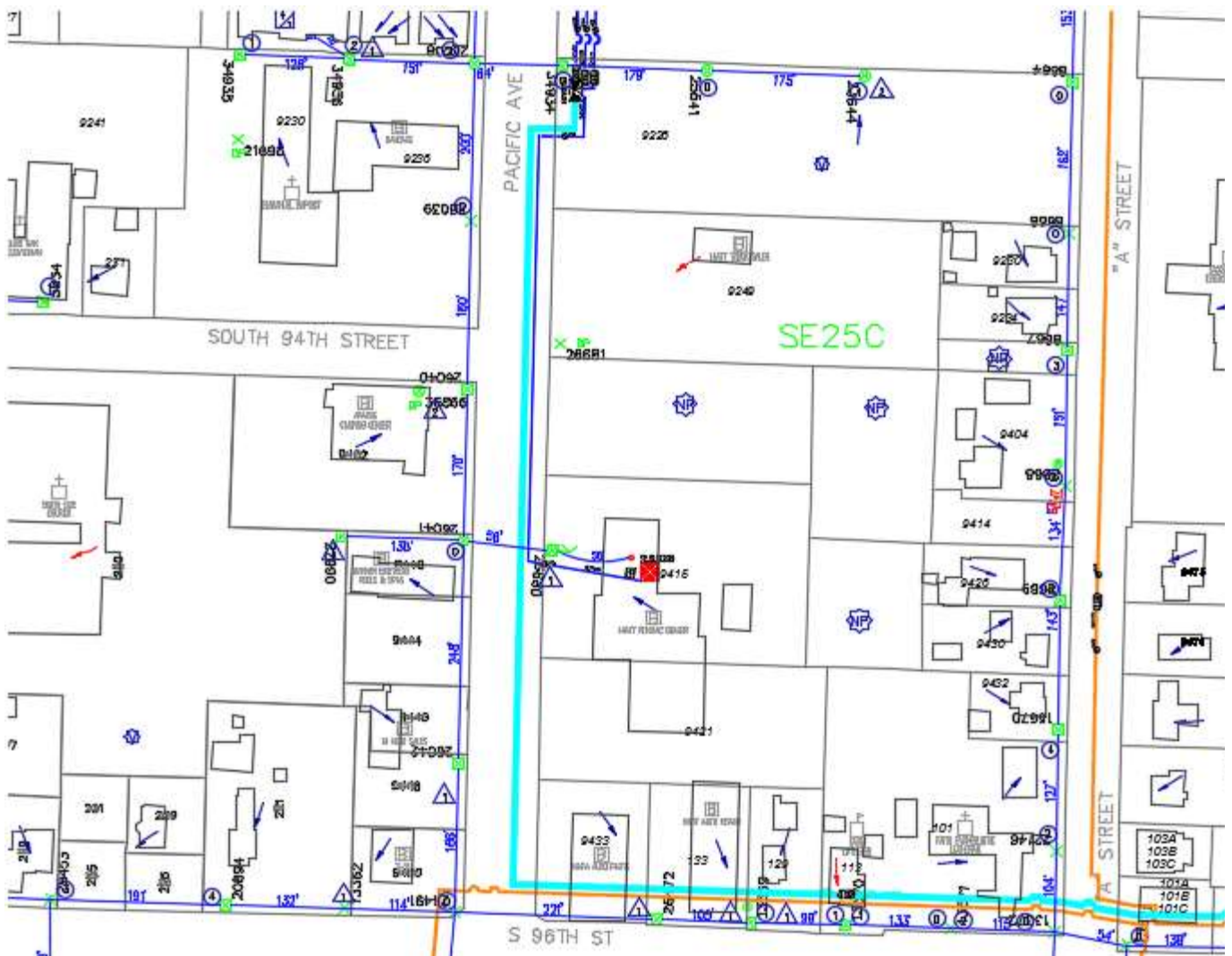
SE.01.038





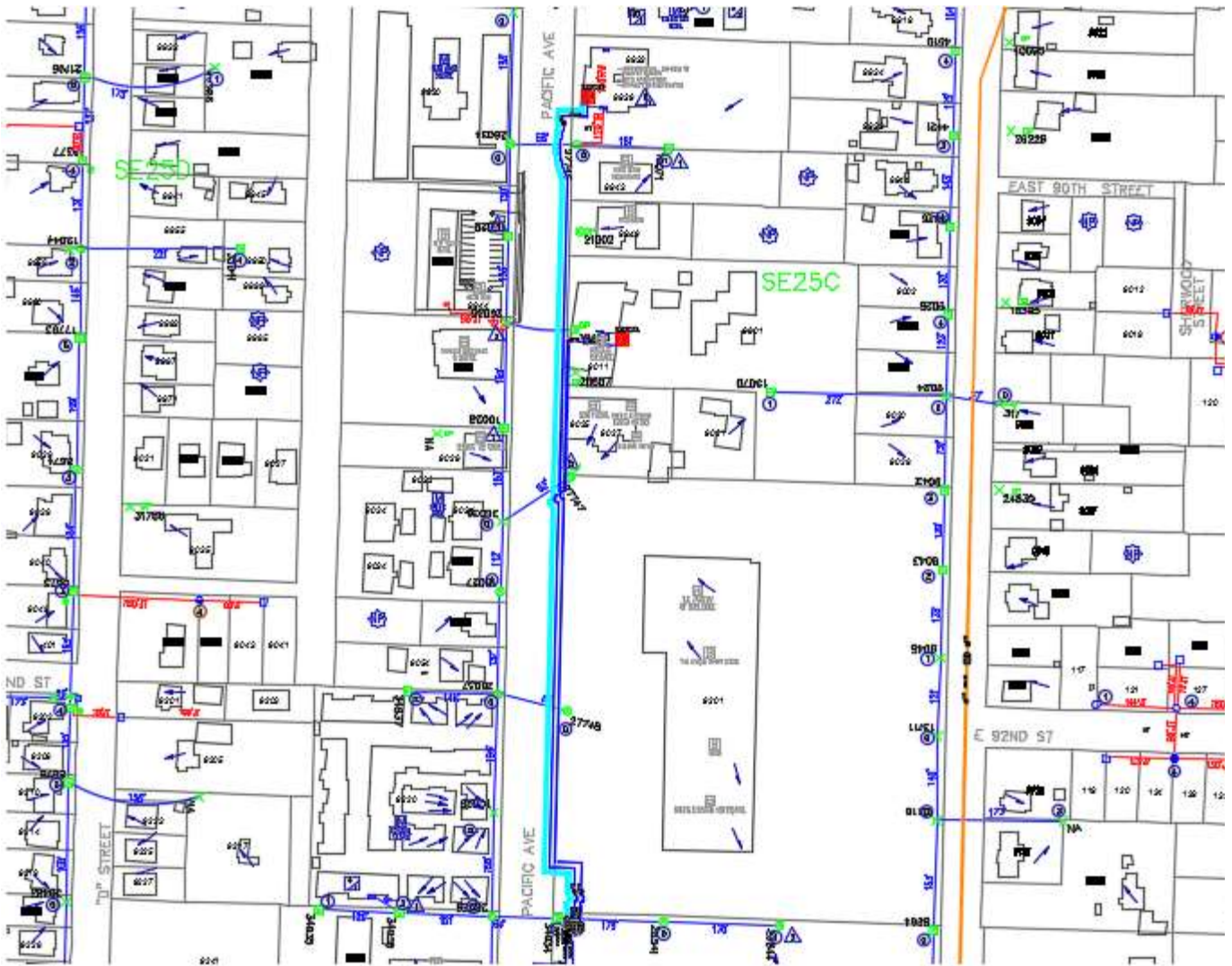
SE.02.004

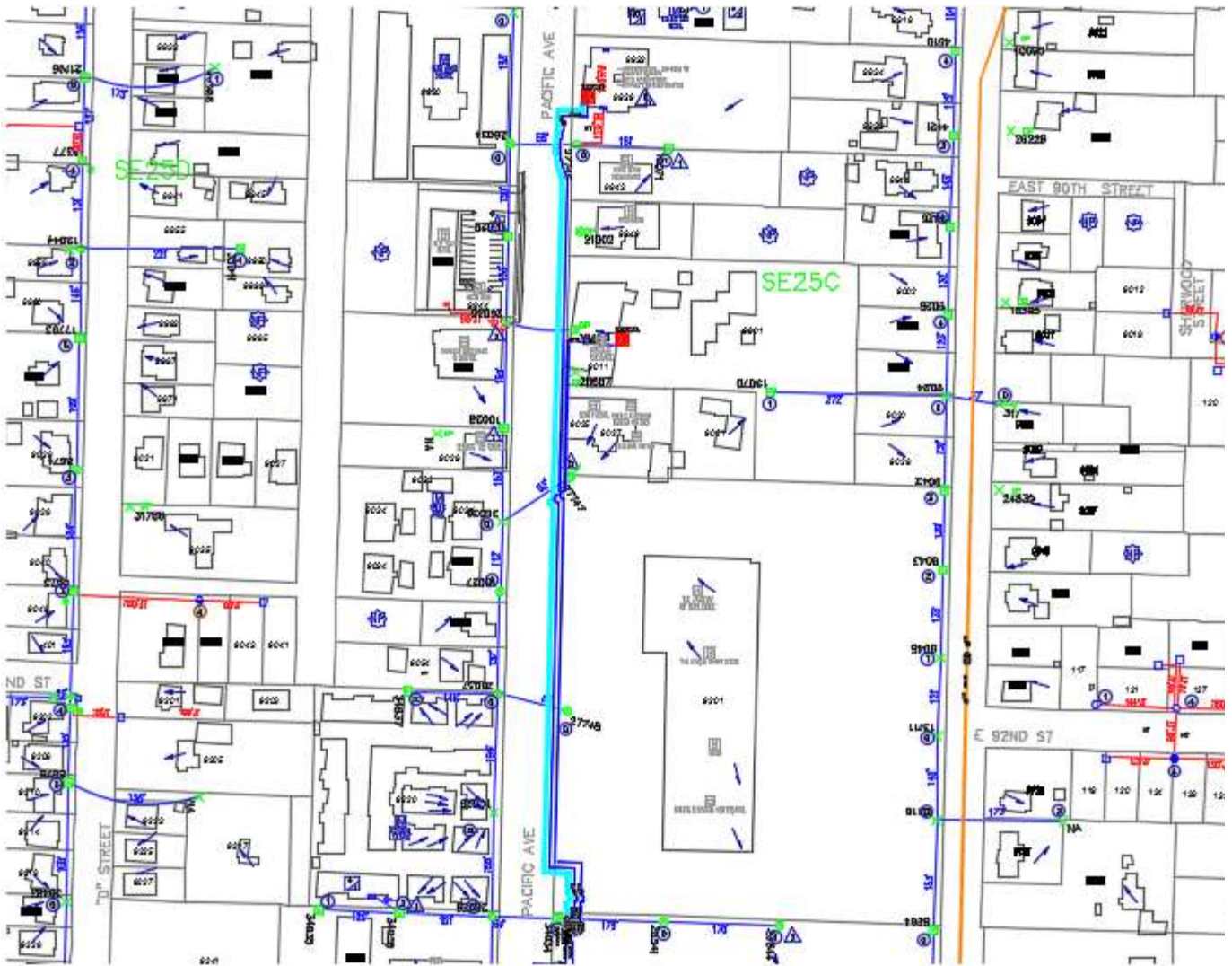
8C

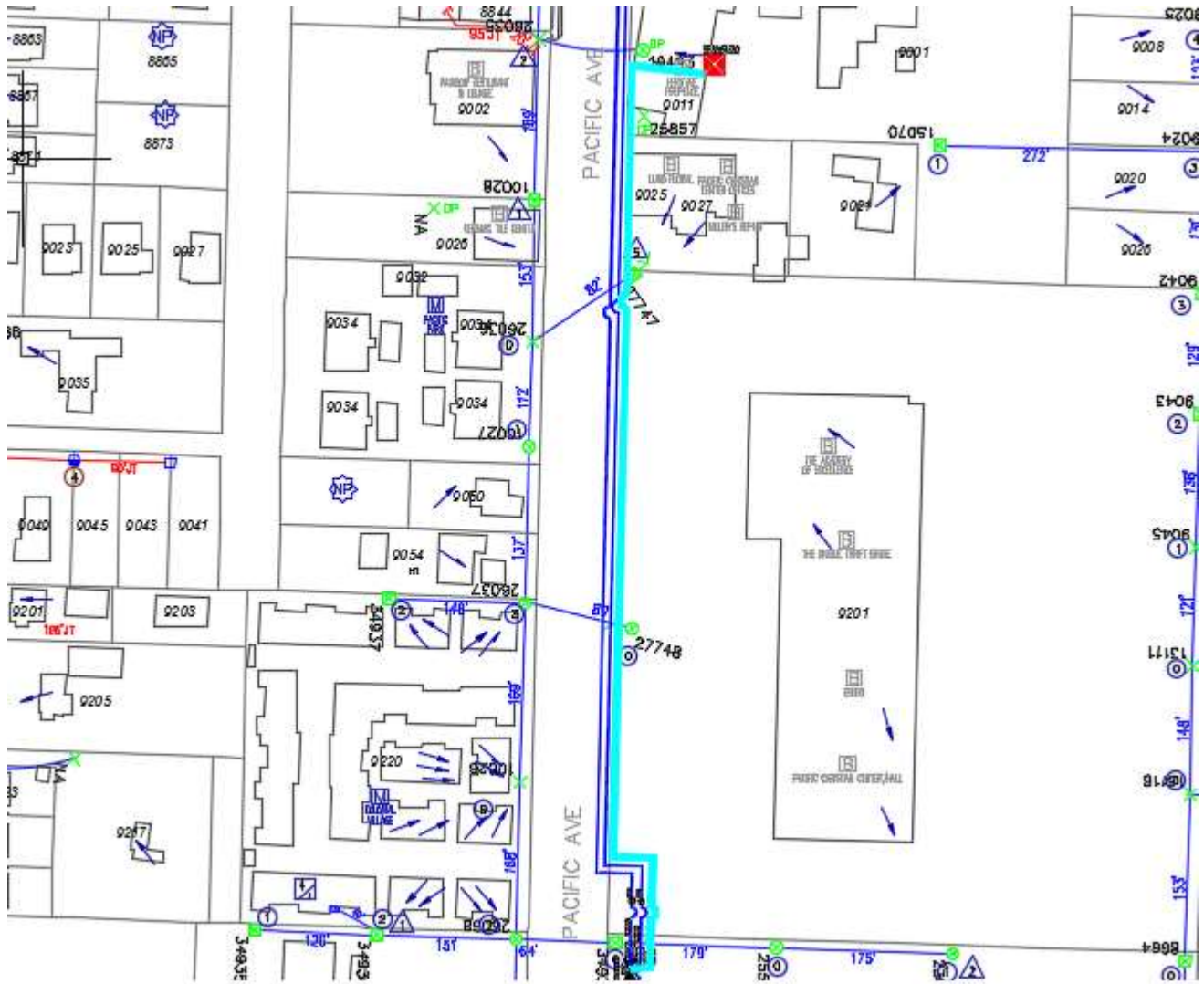




SE.02.005








SE.02.008



SE.02.013





SE.02.017



SE.02.031

37

HT

A

HT





SE.02.038



SE.03.003





SE.03.004





SE.04.017




SE.06.008





| | |
|------------------|-------------------|
| Sheath | DTN.01.003 |
| Count | 12 |
| Starting Pole # | 3653 |
| Starting Address | 613 S 15TH ST |
| Ending Address | 1502 Tacoma Ave S |
| Footage | 78 |
| Notes | |

| | |
|------------------|-------------|
| Sheath | DTN.01.007 |
| Count | 12 |
| Starting Pole # | 3281 |
| Starting Address | 1901 S I ST |
| Ending Address | 1901 S I ST |
| Footage | 127 |
| Notes | |





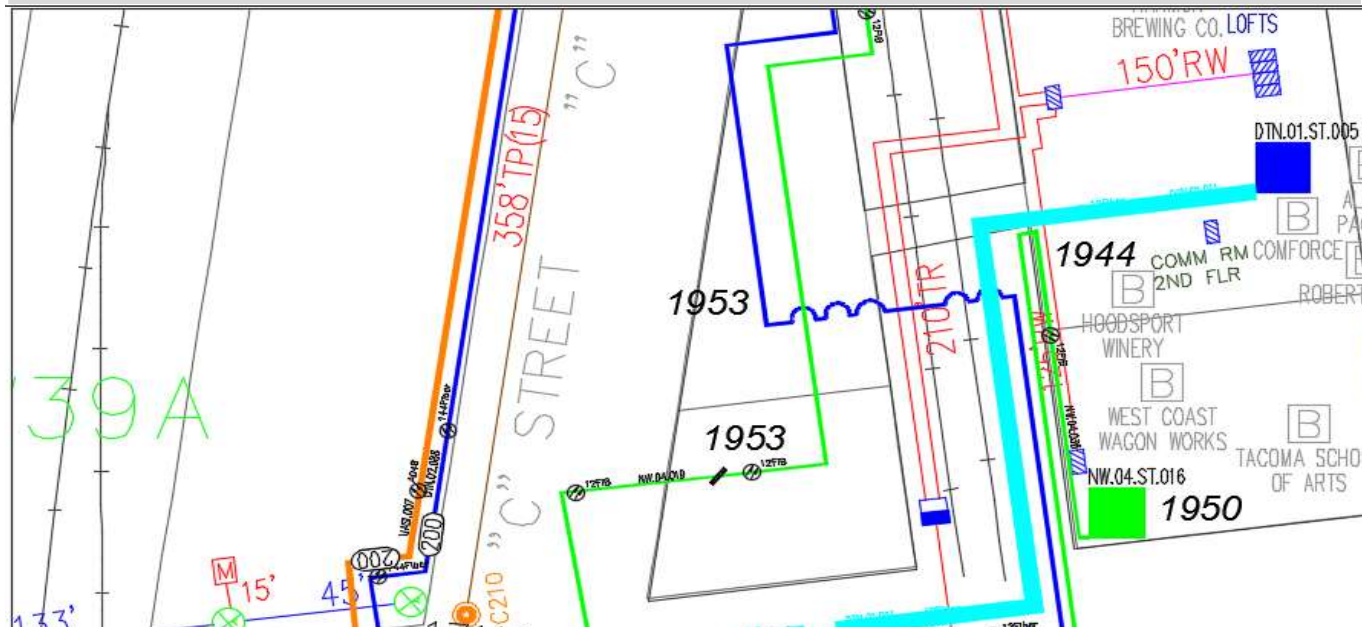
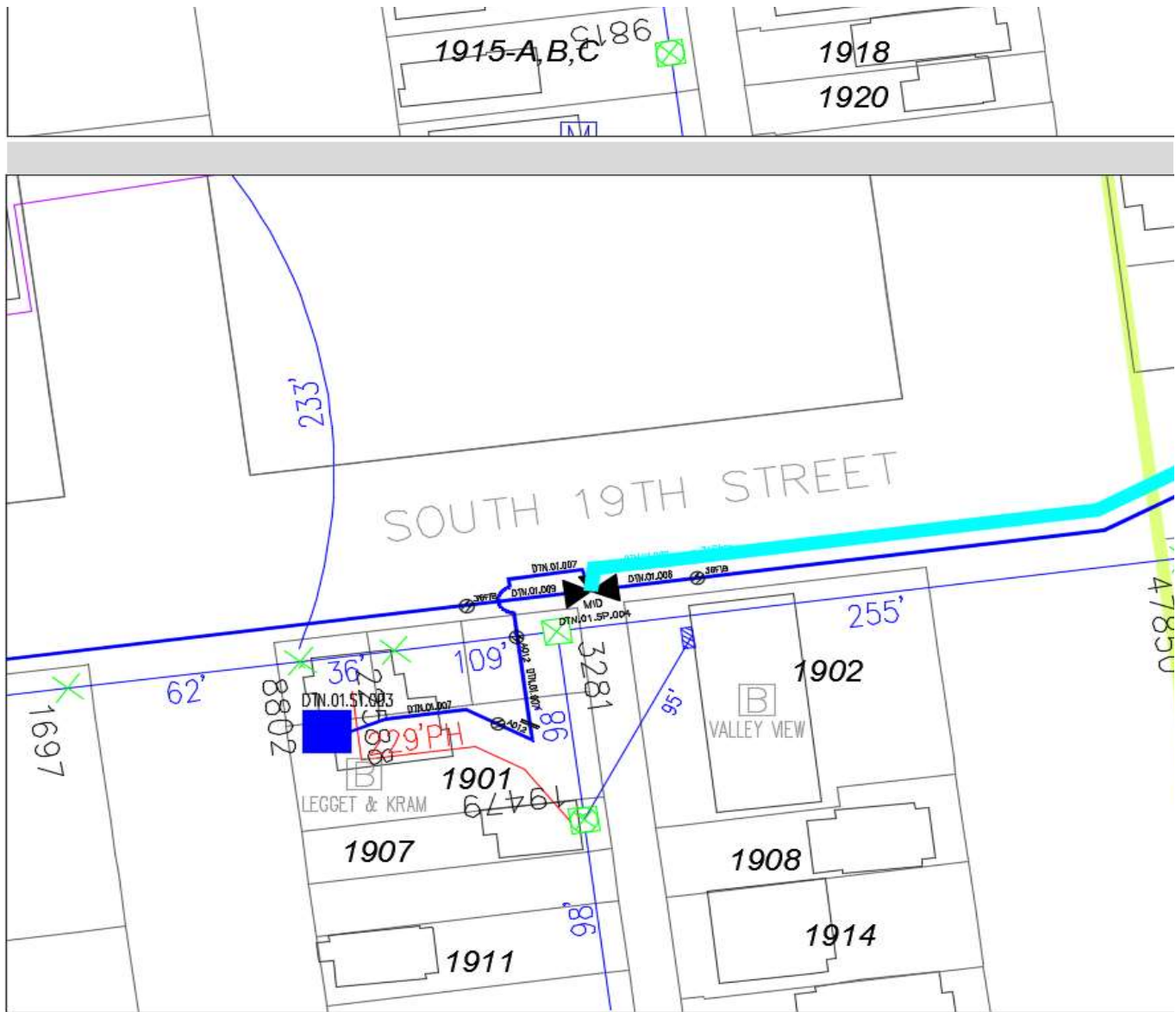


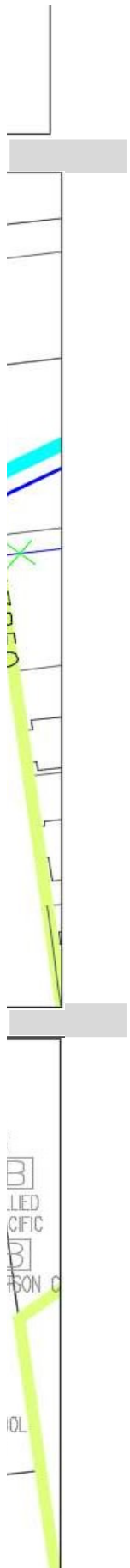


| | |
|------------------|-------------------------------|
| Sheath | DTN.01.008 |
| Count | 24 |
| Starting Pole # | 3281 |
| Starting Address | 1901 S I ST |
| Ending Address | 1517 Fawcett Ave |
| Footage | 2,816 |
| Notes | Downtown Vault |
| | Network - Power Crew Required |



| | |
|------------------|------------------|
| Sheath | DTN.01.011 |
| Count | 12 |
| Starting Pole # | 9201 |
| Starting Address | 2101 S C ST |
| Ending Address | 1933 Pacific Ave |
| Footage | 577 |
| Notes | |

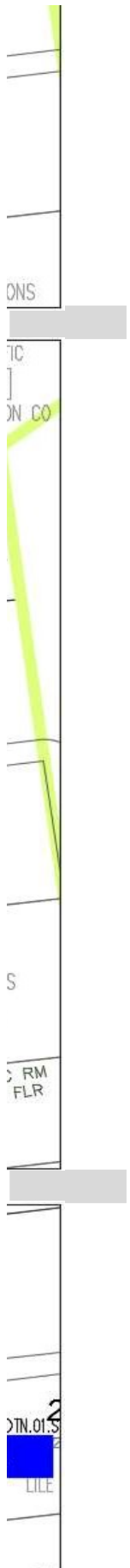








| | |
|------------------|------------------|
| Sheath | DTN.01.012 |
| Count | 12 |
| Starting Pole # | 9201 |
| Starting Address | 2101 S C ST |
| Ending Address | 2106 Pacific Ave |
| Footage | 524 |
| Notes | |

| | |
|------------------|------------------|
| Sheath | DTN.01.013 |
| Count | 12 |
| Starting Pole # | 9201 |
| Starting Address | 2101 S C ST |
| Ending Address | 2156 Pacific Ave |
| Footage | 811 |
| Notes | |

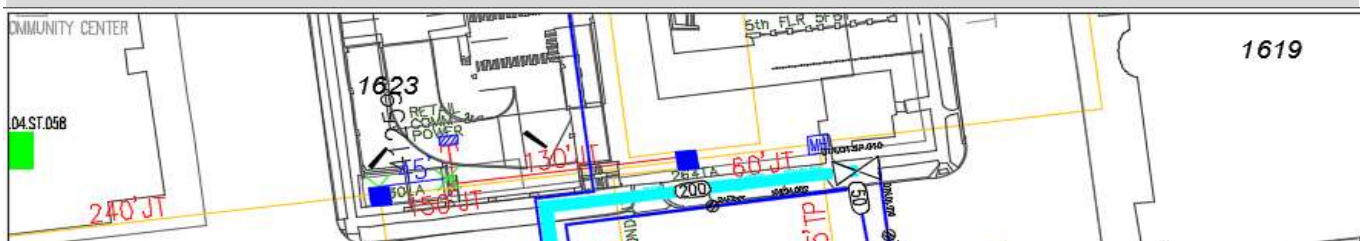
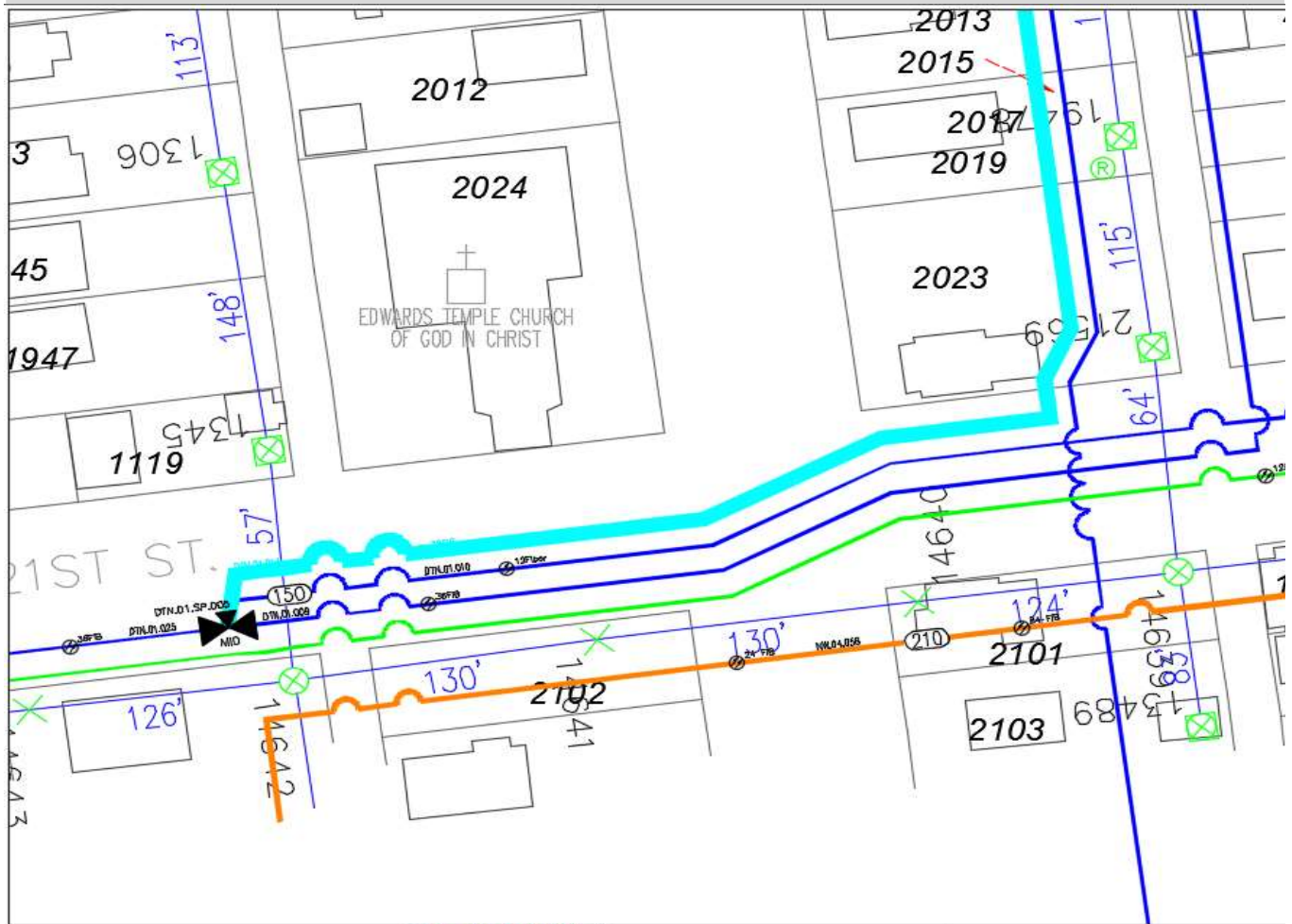
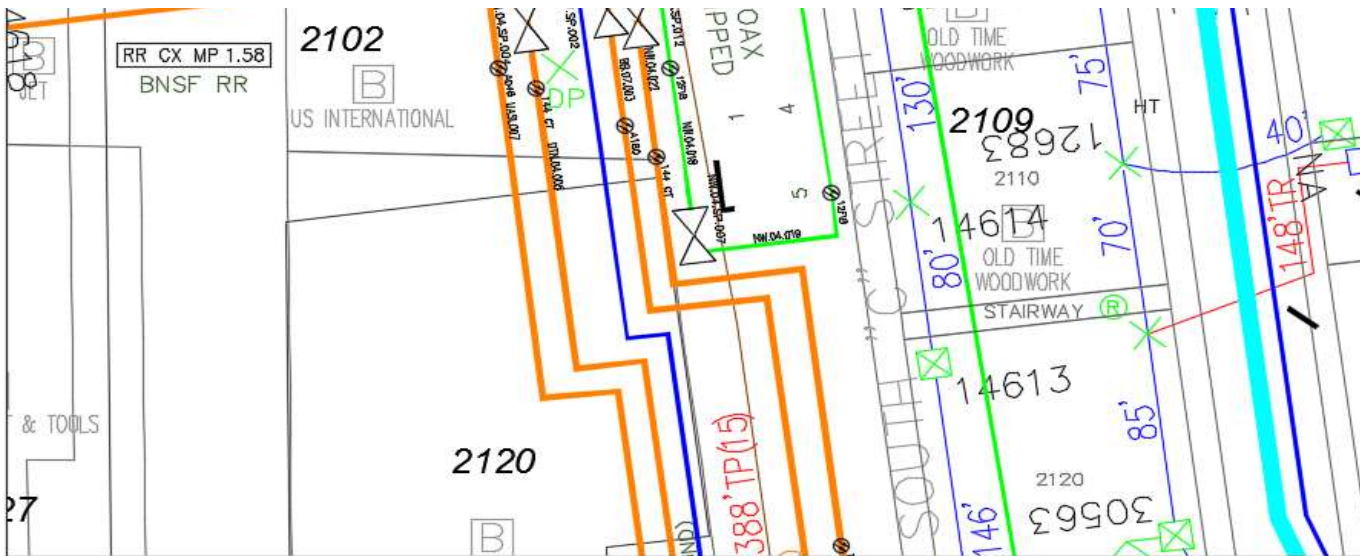




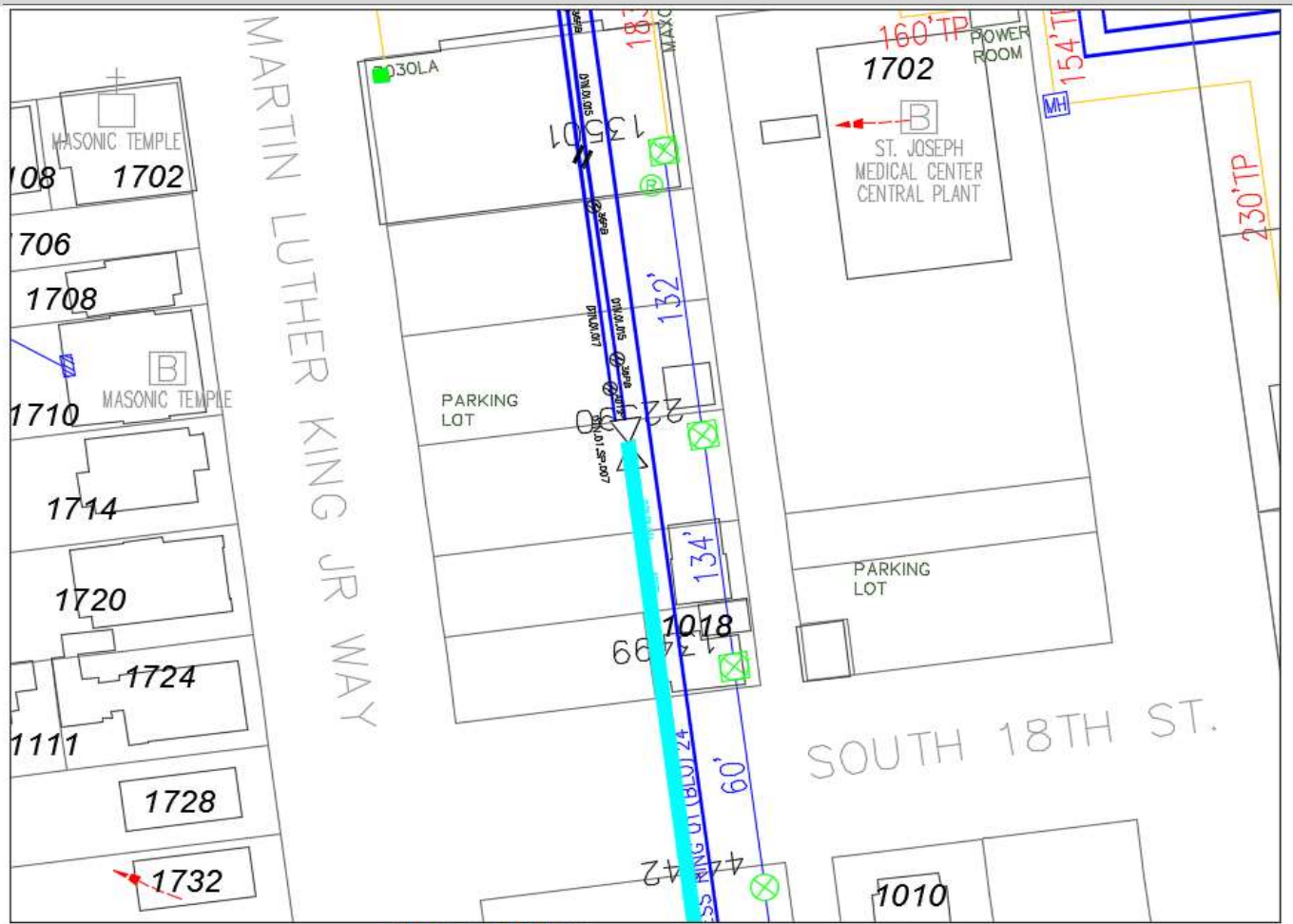
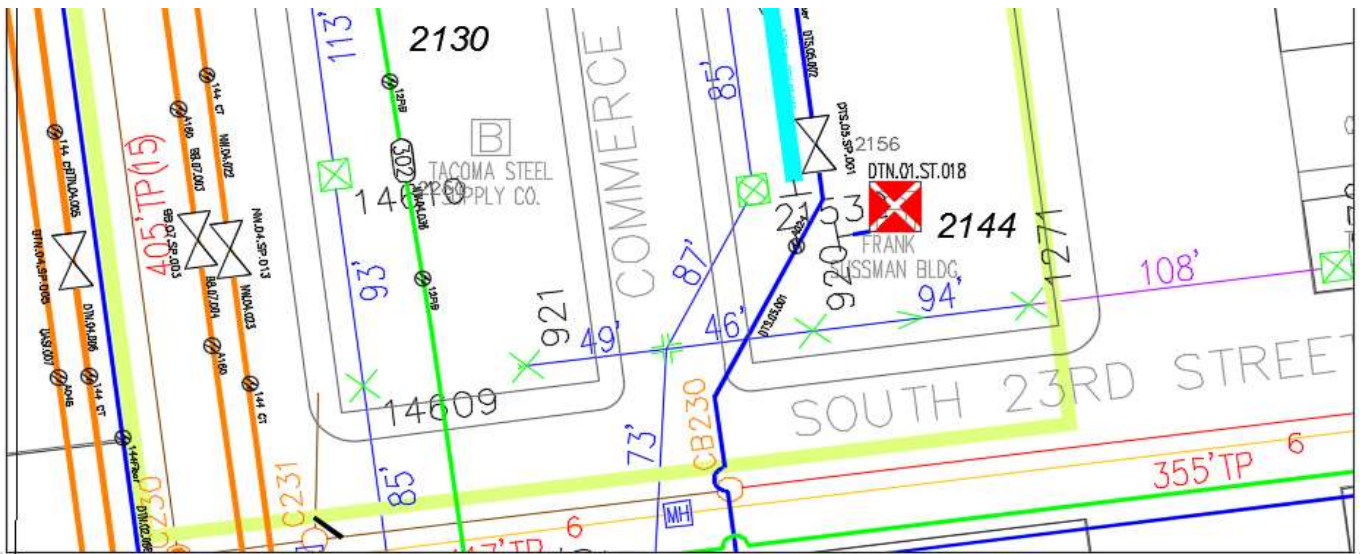


| | |
|------------------|----------------------------|
| Sheath | DTN.01.014 |
| Count | 36 |
| Starting Pole # | 21569 |
| Starting Address | 2023 MLK Jr Way |
| Ending Address | 1715 South L St |
| Footage | 1,291 |
| Notes | |

| | |
|------------------|-----------------|
| Sheath | DTN.01.015 |
| Count | 36 |
| Starting Pole # | 22590 |
| Starting Address | 1715 South L St |
| Ending Address | 1602 MLK Jr Way |
| Footage | 400 |









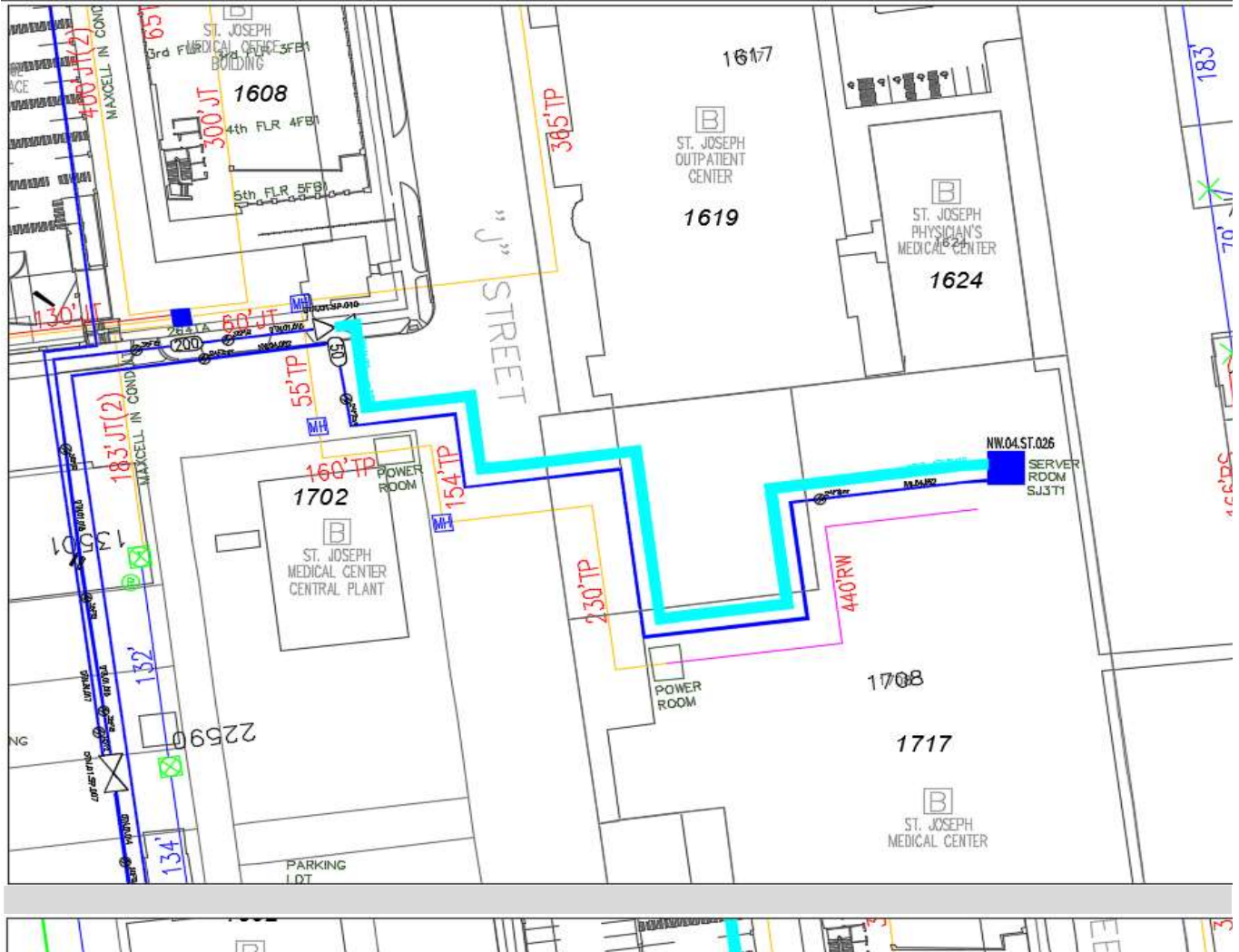
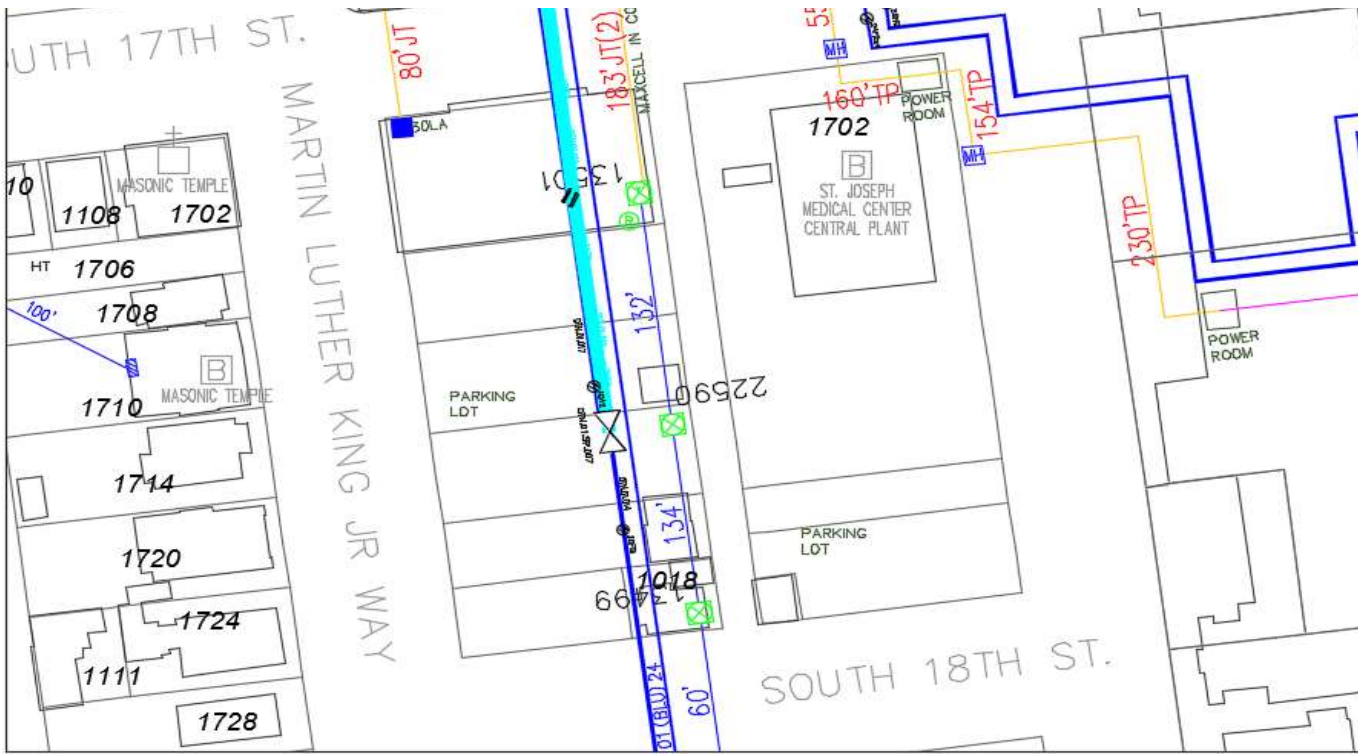
Notes



| | |
|------------------|-------------------------------|
| Sheath | DTN.01.016 |
| Count | 36 |
| Starting Pole # | UG |
| Starting Address | 1602 MLK Jr Way |
| Ending Address | 1708 South J St |
| Footage | 1,039 |
| Notes | Downtown Vault |
| | Network - Power Crew Required |



| | |
|--------|------------|
| Sheath | DTN.01.017 |
|--------|------------|



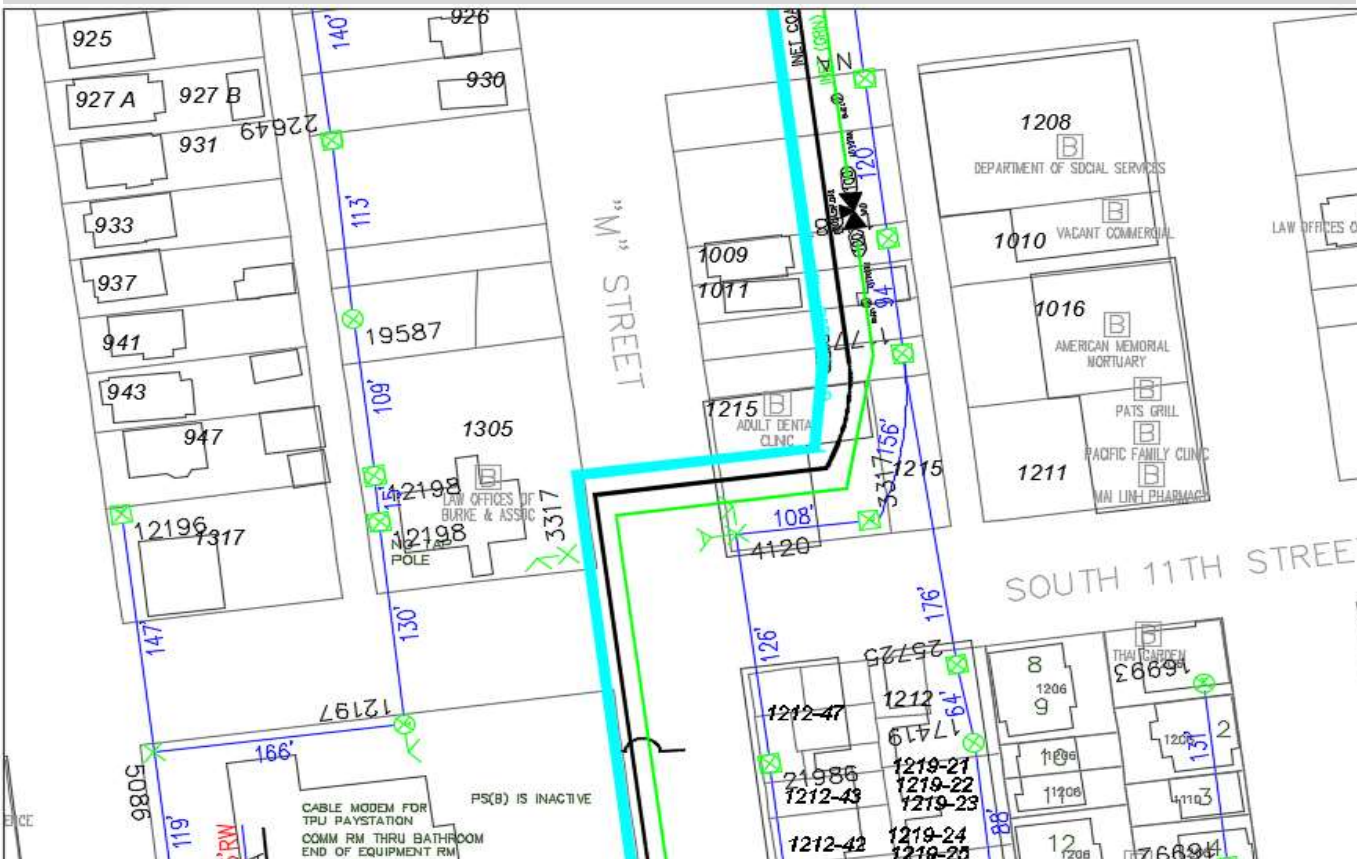
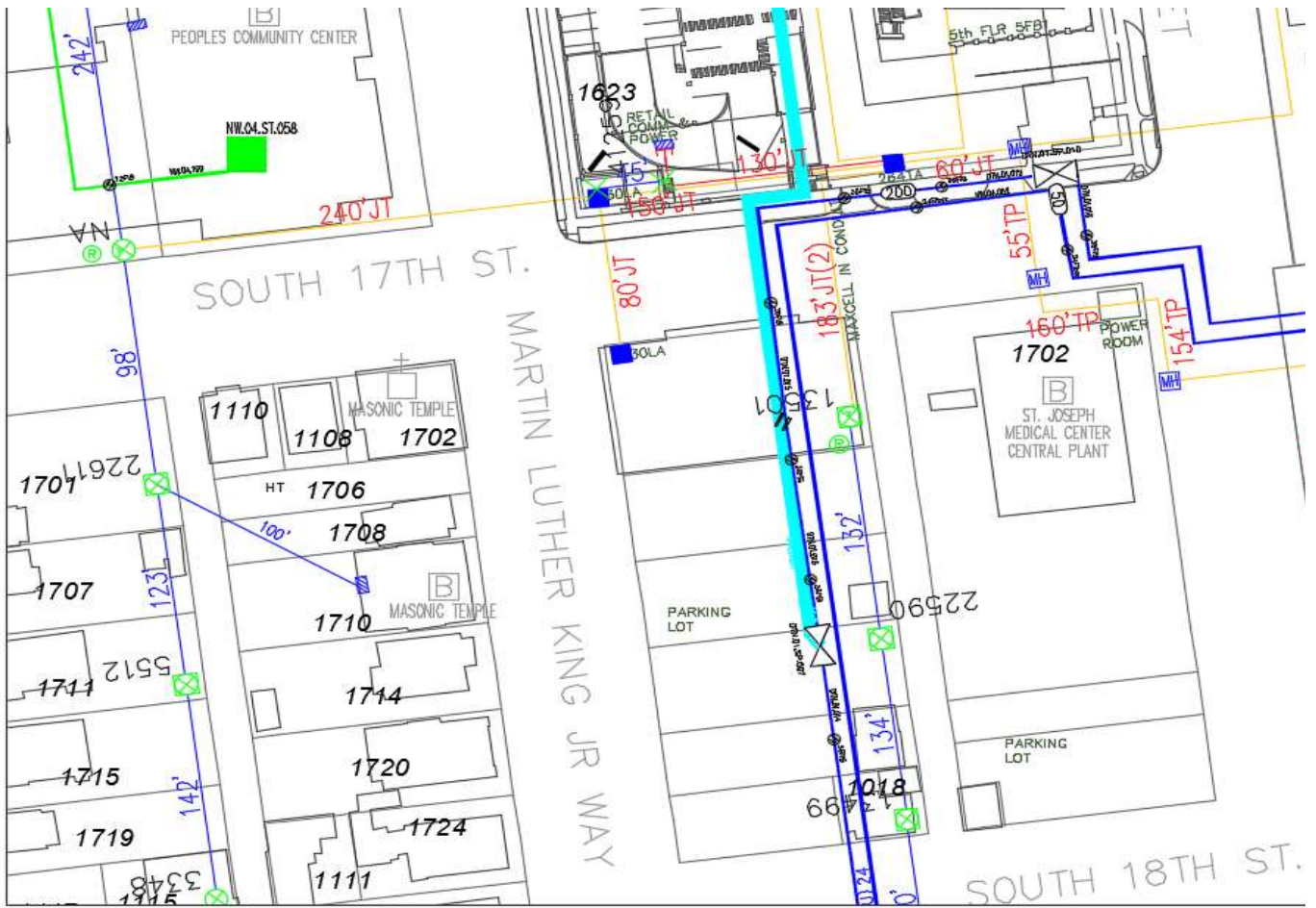


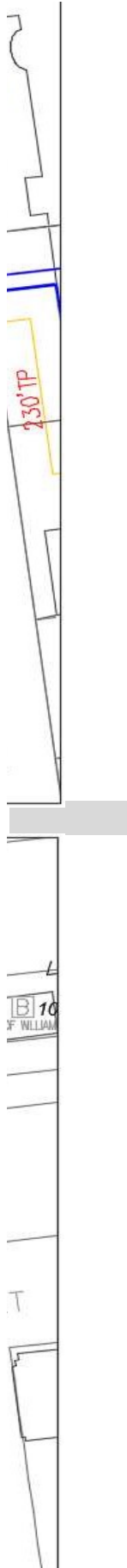




| | |
|------------------|--------------------|
| Count | 12 |
| Starting Pole # | 22590 |
| Starting Address | 1715 South L St |
| Ending Address | 1101 South 16th St |
| Footage | 1,367 |
| Notes | |

| | |
|------------------|----------------------------|
| Sheath | DTN.01.029 |
| Count | 12 |
| Starting Pole # | 4120 |
| Starting Address | 1215 South 11th St |
| Ending Address | 1112 South 7th St |
| Footage | 1,962 |
| Notes | |

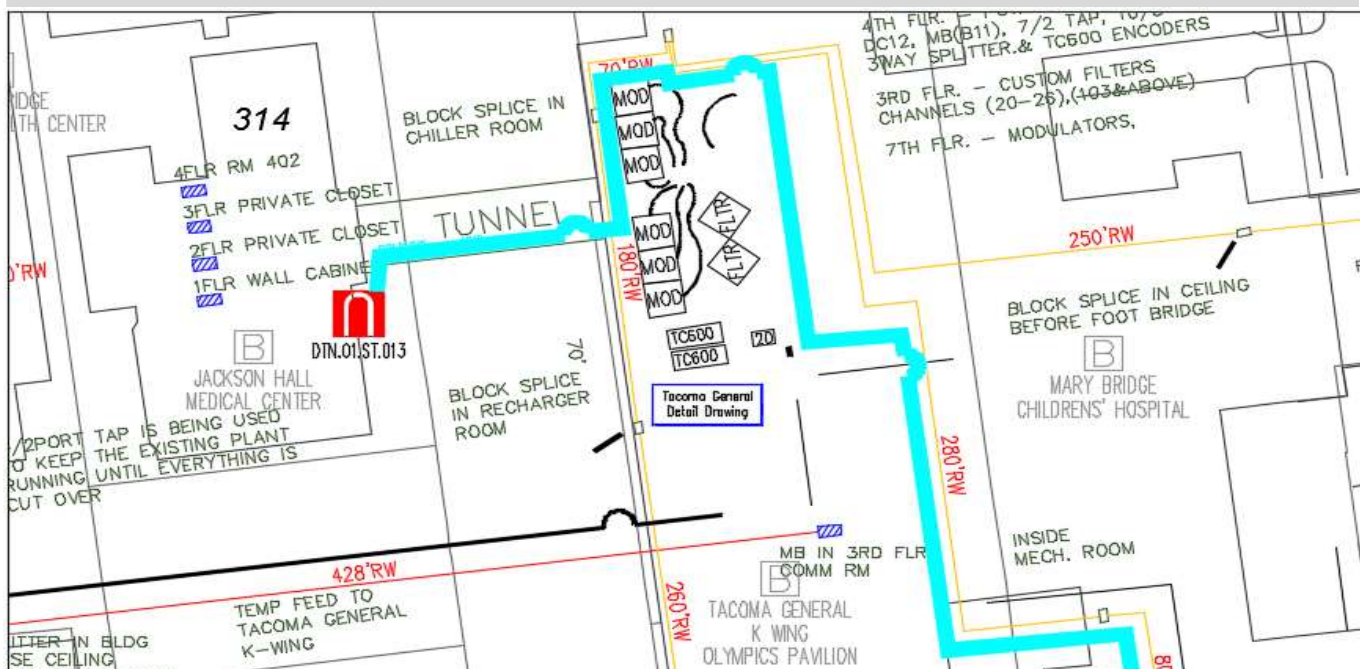




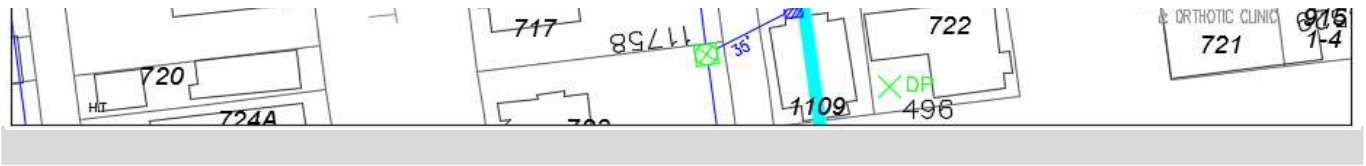


| | |
|------------------|----------------|
| Sheath | DTN.01.034 |
| Count | 24 |
| Starting Pole # | 13536 |
| Starting Address | 521 MLK Jr Way |
| Ending Address | 315 MLK Jr Way |
| Footage | 690 |
| Notes | |

| | |
|------------------|----------------|
| Sheath | DTN.01.035 |
| Count | 12 |
| Starting Pole # | UG |
| Starting Address | 315 MLK Jr Way |
| Ending Address | 314 MLK Jr Way |
| Footage | 640 |
| Notes | |











| | |
|------------------|------------------|
| Sheath | DTN.01.038 |
| Count | 12 |
| Starting Pole # | 1384 |
| Starting Address | 916 South 9th St |
| Ending Address | 1102 South I St |
| Footage | 785 |
| Notes | |



| | |
|------------------|-------------------|
| Sheath | DTN.01.039 |
| Count | 12 |
| Starting Pole # | 1384 |
| Starting Address | 916 South 9th St |
| Ending Address | 1115 South 9th St |
| Footage | 898 |
| Notes | |

K SPLI
IDE DIF
URGER
CE

ALL

87
822

6
01

911
OFFICES

3915
L CRED

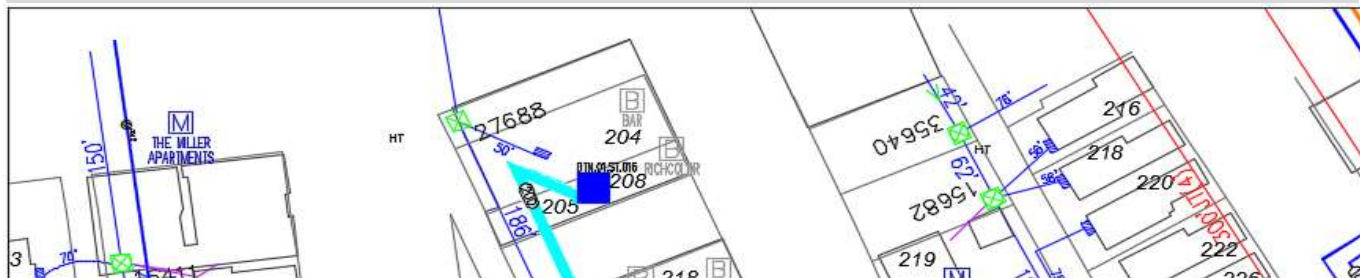
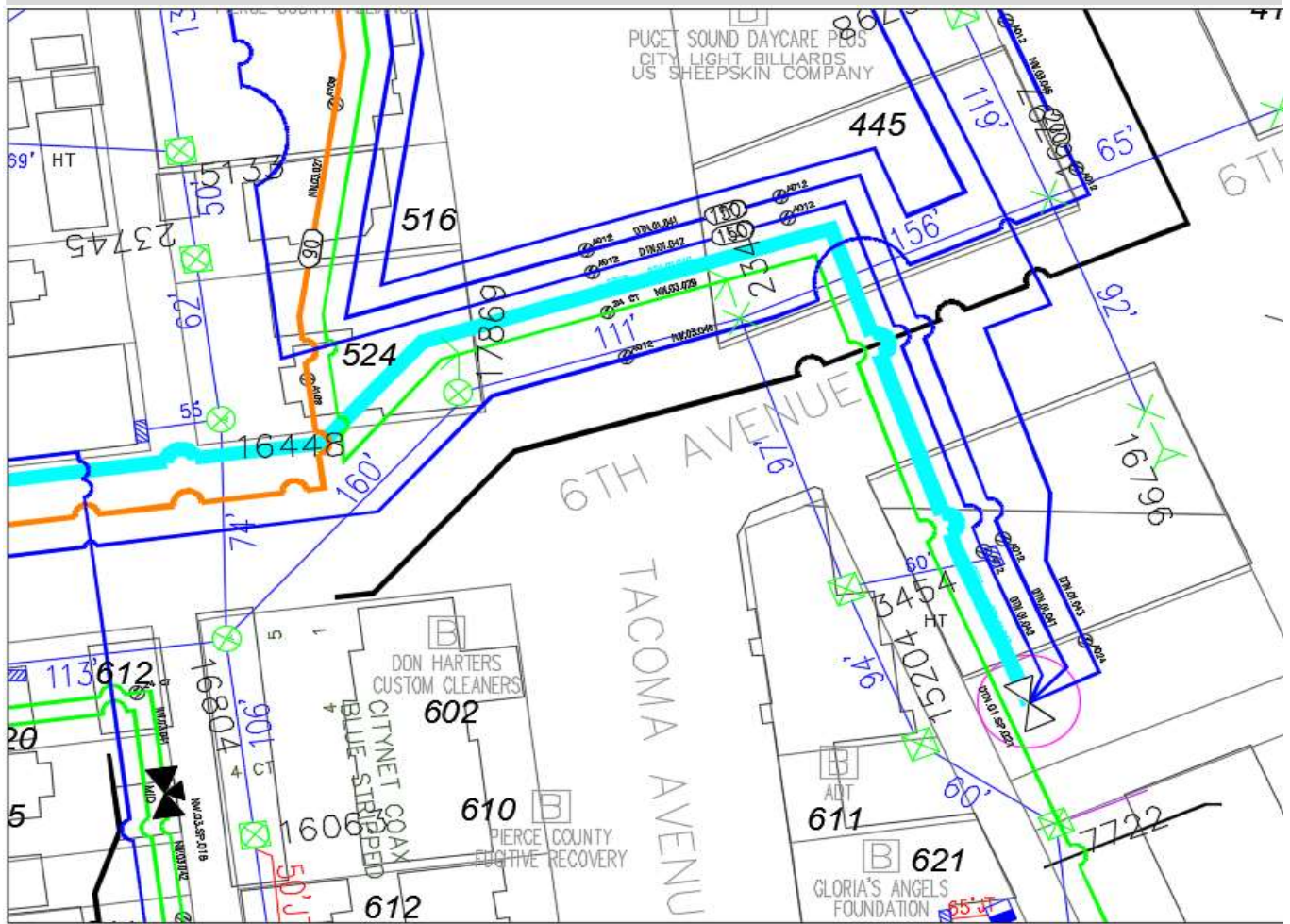
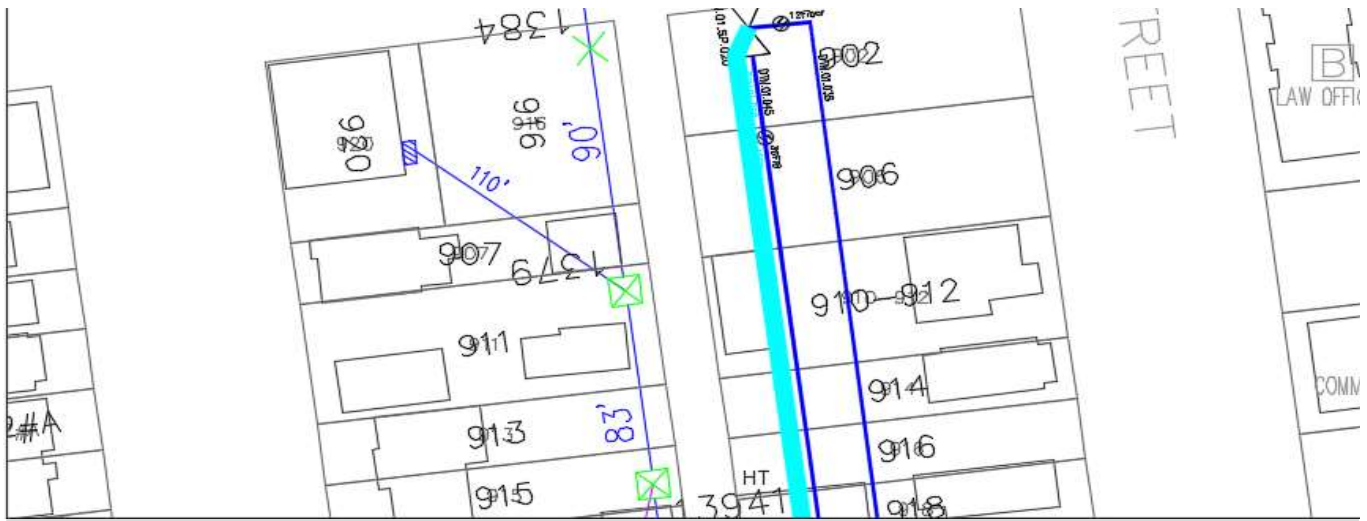
3

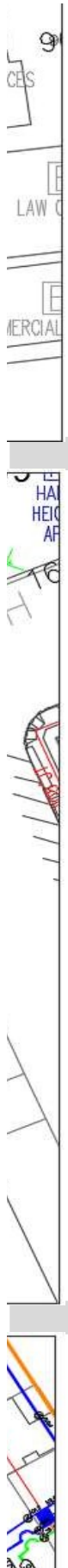




Sheath DTN.01.040
Count 36
Starting Pole # 17869
Starting Address 524 Tacoma Ave S
Ending Address 611 Tacoma Ave S
Footage 302
Notes

Sheath DTN.01.041
Count 12
Starting Pole # 17761
Starting Address 246 St Helens Ave
Ending Address 206 St Helens Ave
Footage 621
Notes











| | |
|------------------|------------------|
| Sheath | DTN.01.042 |
| Count | 12 |
| Starting Pole # | 15204 |
| Starting Address | 611 Tacoma Ave S |
| Ending Address | 524 Tacoma Ave S |
| Footage | 302 |
| Notes | |



| | |
|--------|------------|
| Sheath | DTN.01.043 |
| Count | 24 |

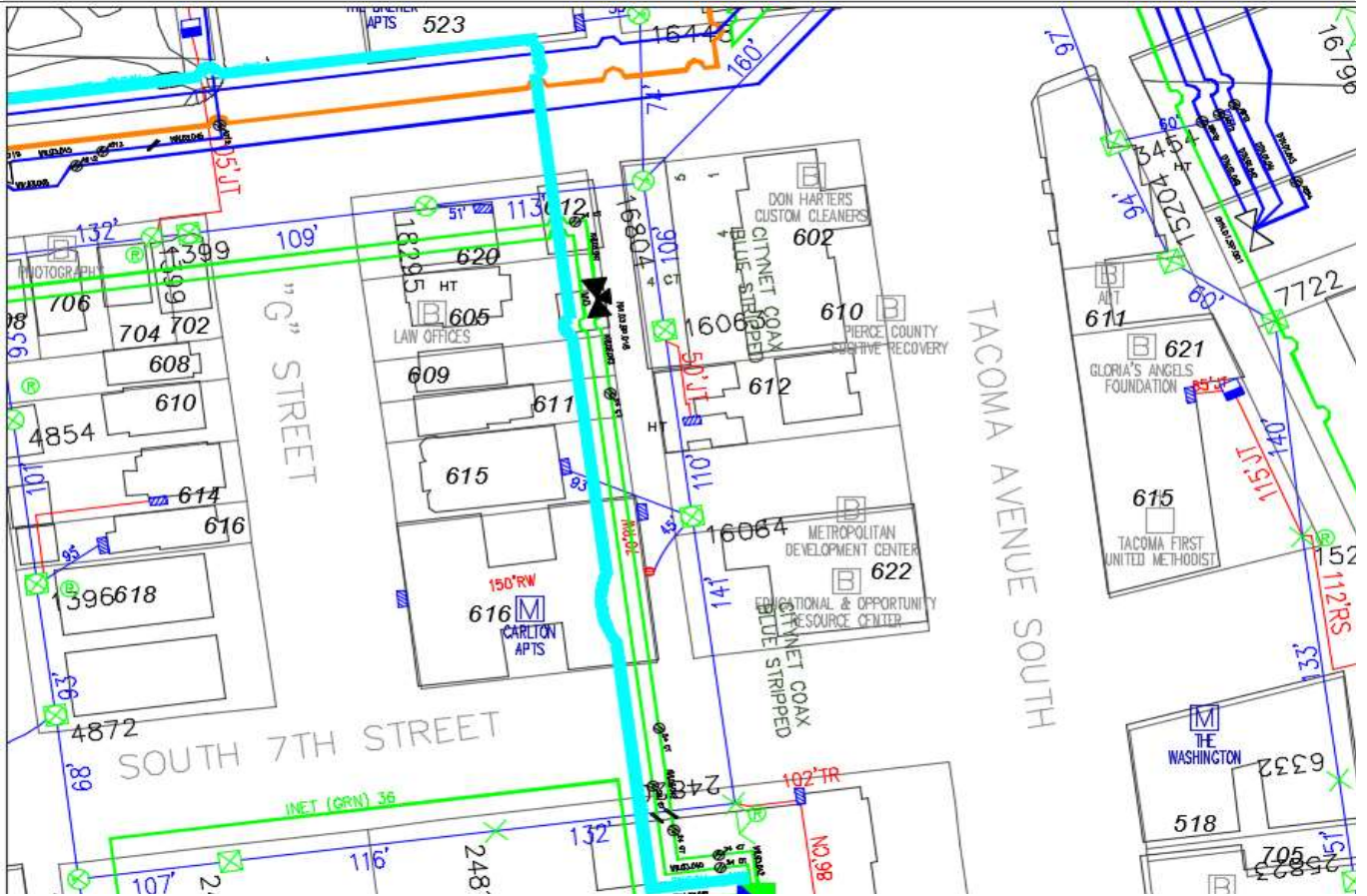
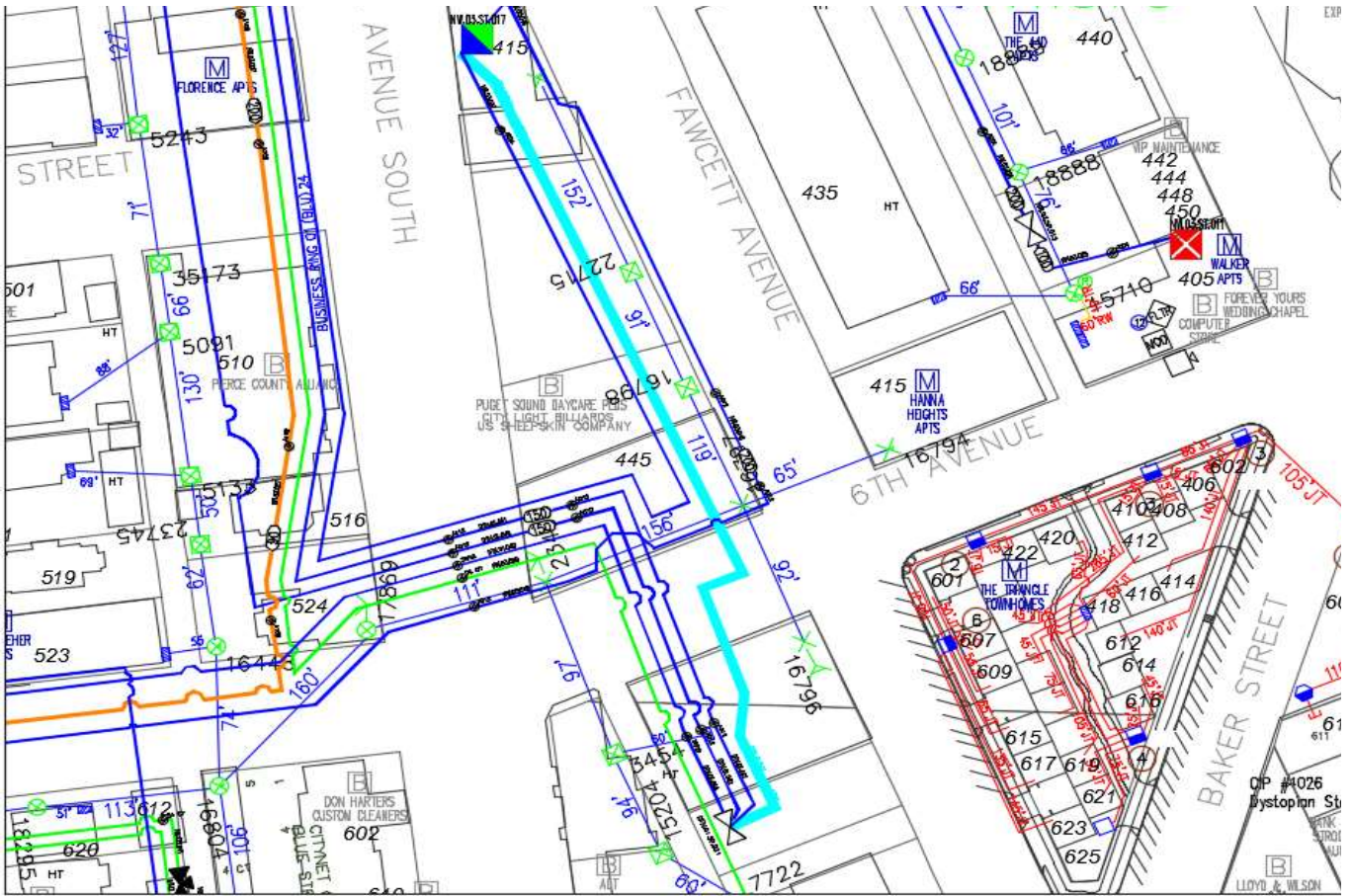






Starting Pole # 15204
Starting Address 611 Tacoma Ave S
Ending Address 415 Tacoma Ave S
Footage 859
Notes

Sheath DTN.01.044
Count 24
Starting Pole # 16804
Starting Address 602 Tacoma Ave S
Ending Address 601 South 8th St
Footage 615
Notes







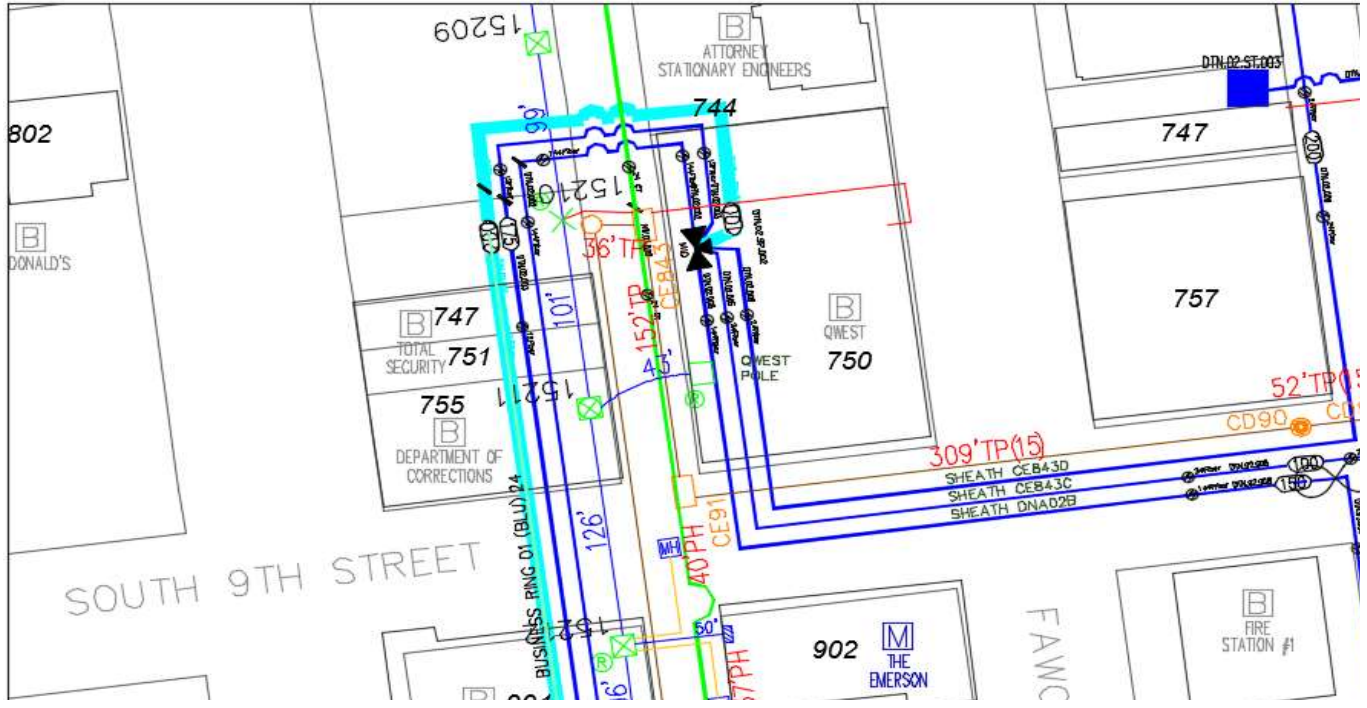
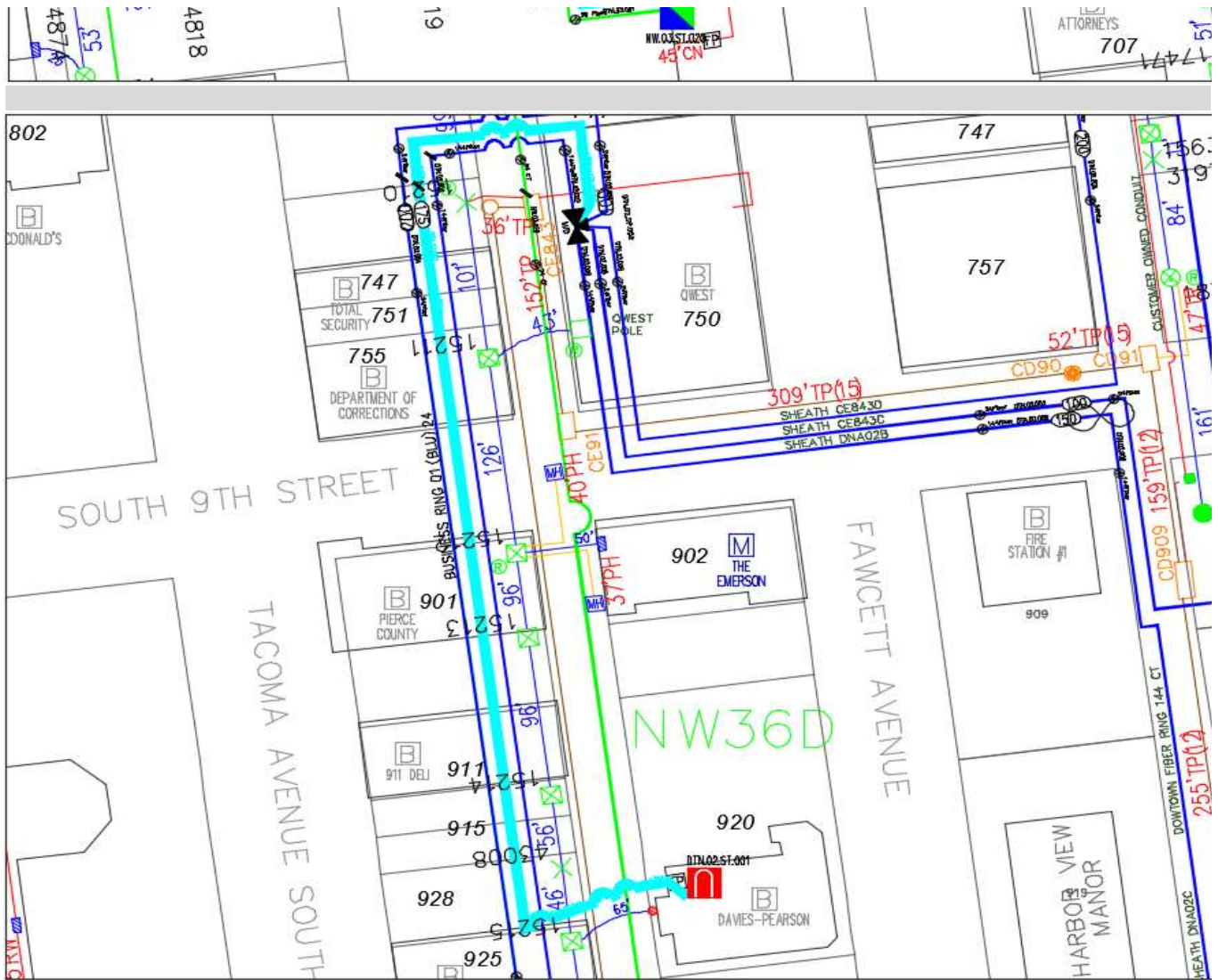




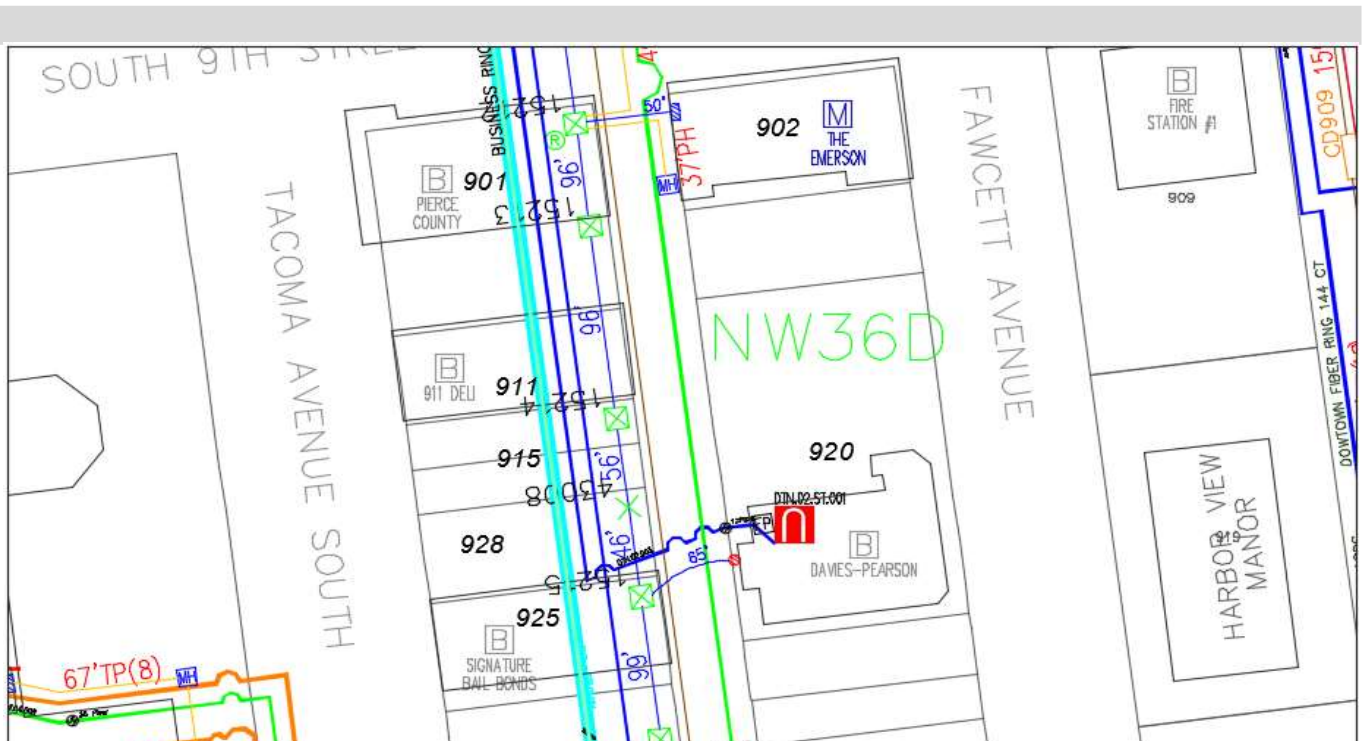
| | |
|------------------|------------------|
| Sheath | DTN.02.003 |
| Count | 12 |
| Starting Pole # | 15210 |
| Starting Address | 751 Tacoma Ave S |
| Ending Address | 920 Fawcett St |
| Footage | 636 |
| Notes | |



| | |
|------------------|------------------|
| Sheath | DTN.02.004 |
| Count | 12 |
| Starting Pole # | 15210 |
| Starting Address | 751 Tacoma Ave S |
| Ending Address | 933 Tacoma Ave S |
| Footage | 742 |
| Notes | |







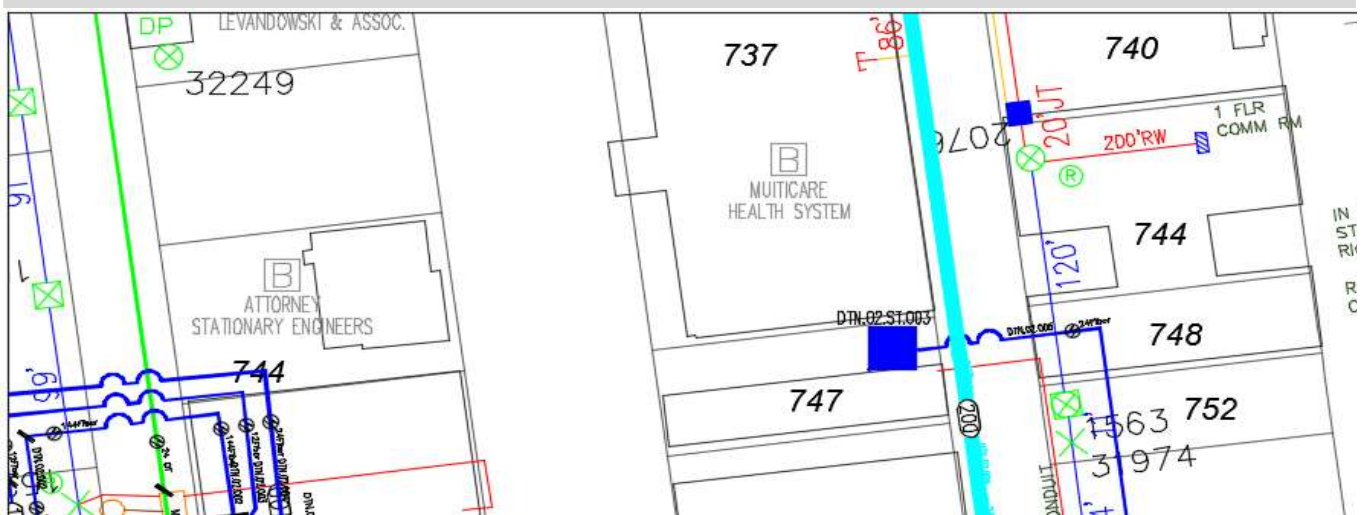
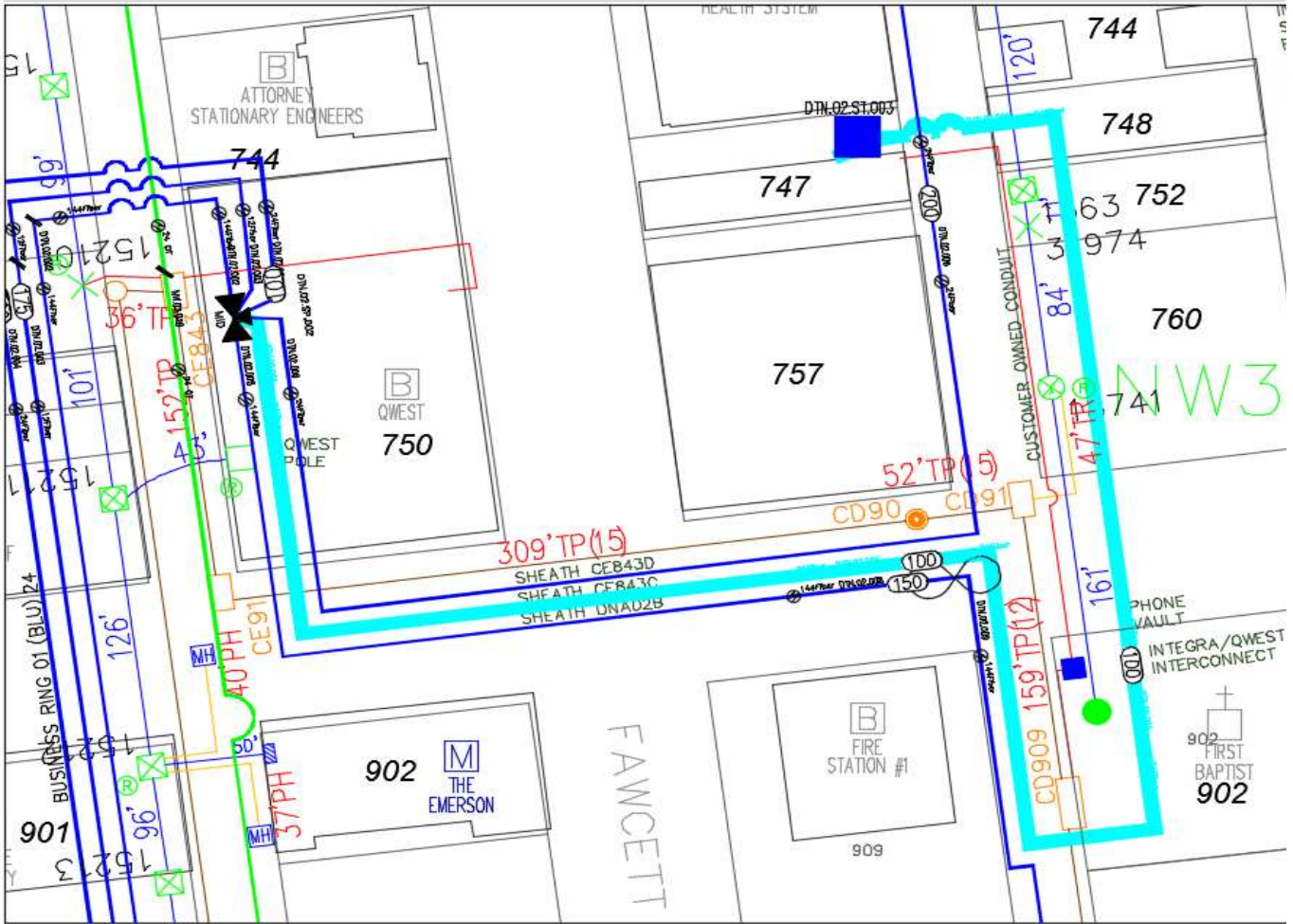


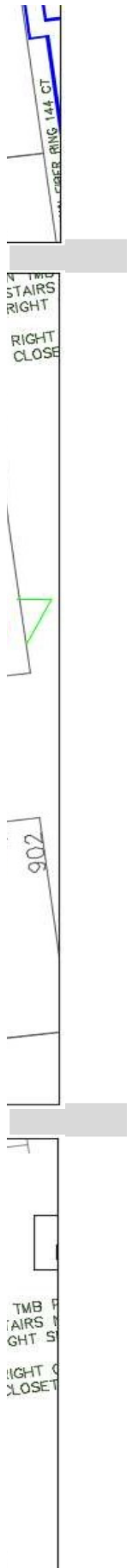



| | |
|------------------|-------------------------------|
| Sheath | DTN.02.005 |
| Count | 24 |
| Starting Pole # | UG |
| Starting Address | 843 Court E |
| Ending Address | 747 Fawcett Ave |
| Footage | 819 |
| Notes | Downtown Vault |
| | Network - Power Crew Required |



| | |
|------------------|-------------------------------|
| Sheath | DTN.02.006 |
| Count | 24 |
| Starting Pole # | UG |
| Starting Address | 843 Court E |
| Ending Address | 714 Fawcett Ave |
| Footage | 1,164 |
| Notes | Downtown Vault |
| | Network - Power Crew Required |





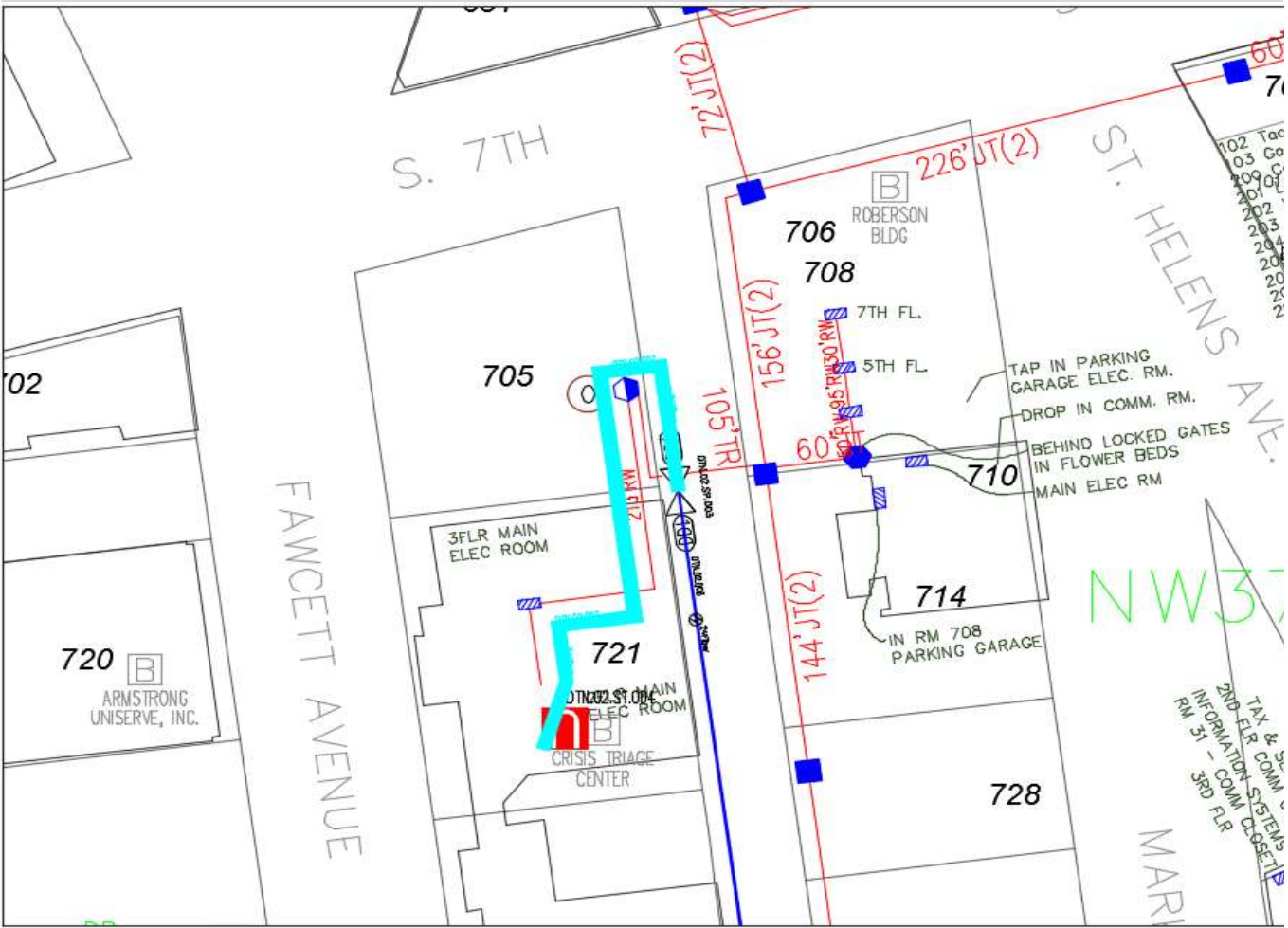
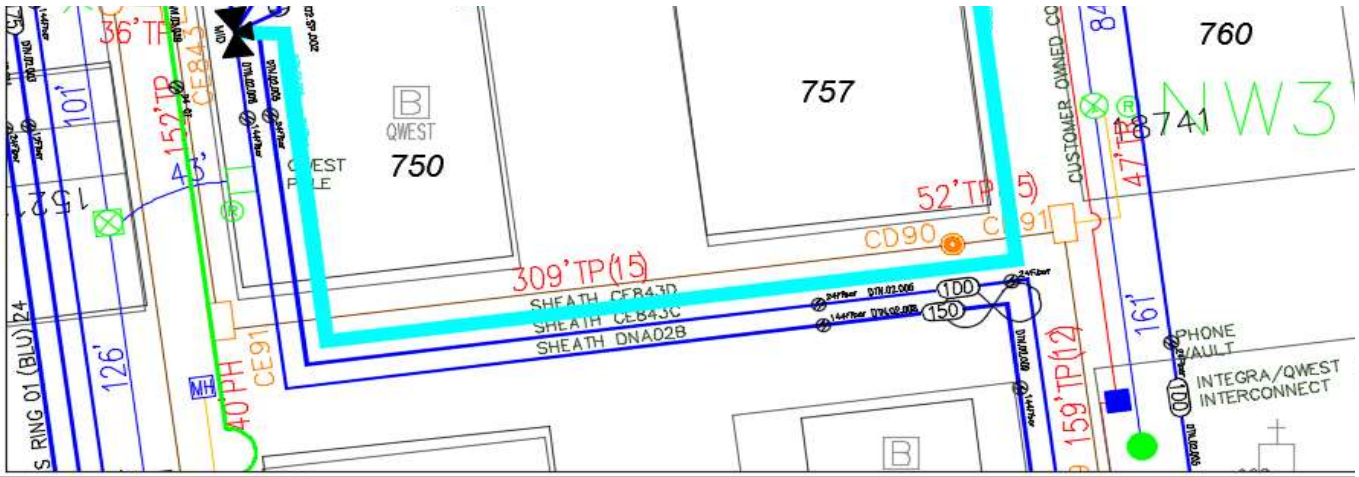




| | |
|------------------|-----------------|
| Sheath | DTN.02.007 |
| Count | 24 |
| Starting Pole # | UG |
| Starting Address | 714 Fawcett Ave |
| Ending Address | 721 Fawcett Ave |
| Footage | 468 |
| Notes | |



| | |
|------------------|----------------|
| Sheath | DTN.02.010 |
| Count | 24 |
| Starting Pole # | UG |
| Starting Address | 1101 Market St |
| Ending Address | 1124 Broadway |
| Footage | 391 |
| Notes | Downtown Vault |





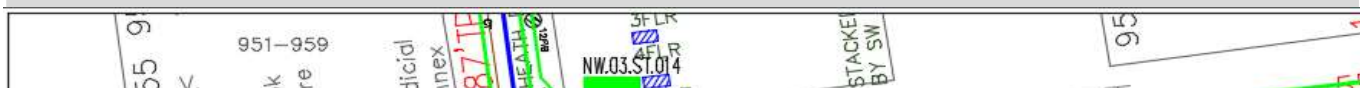
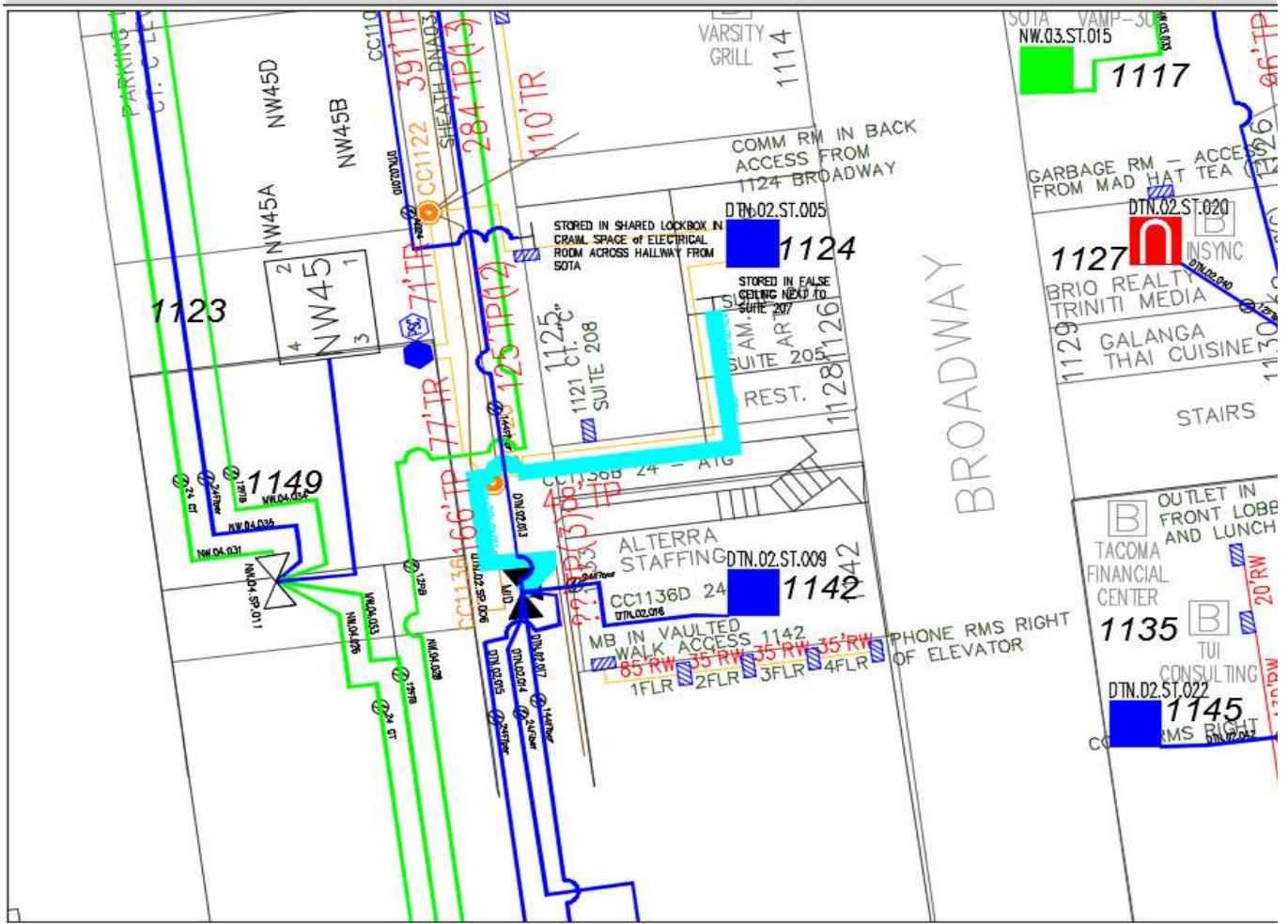
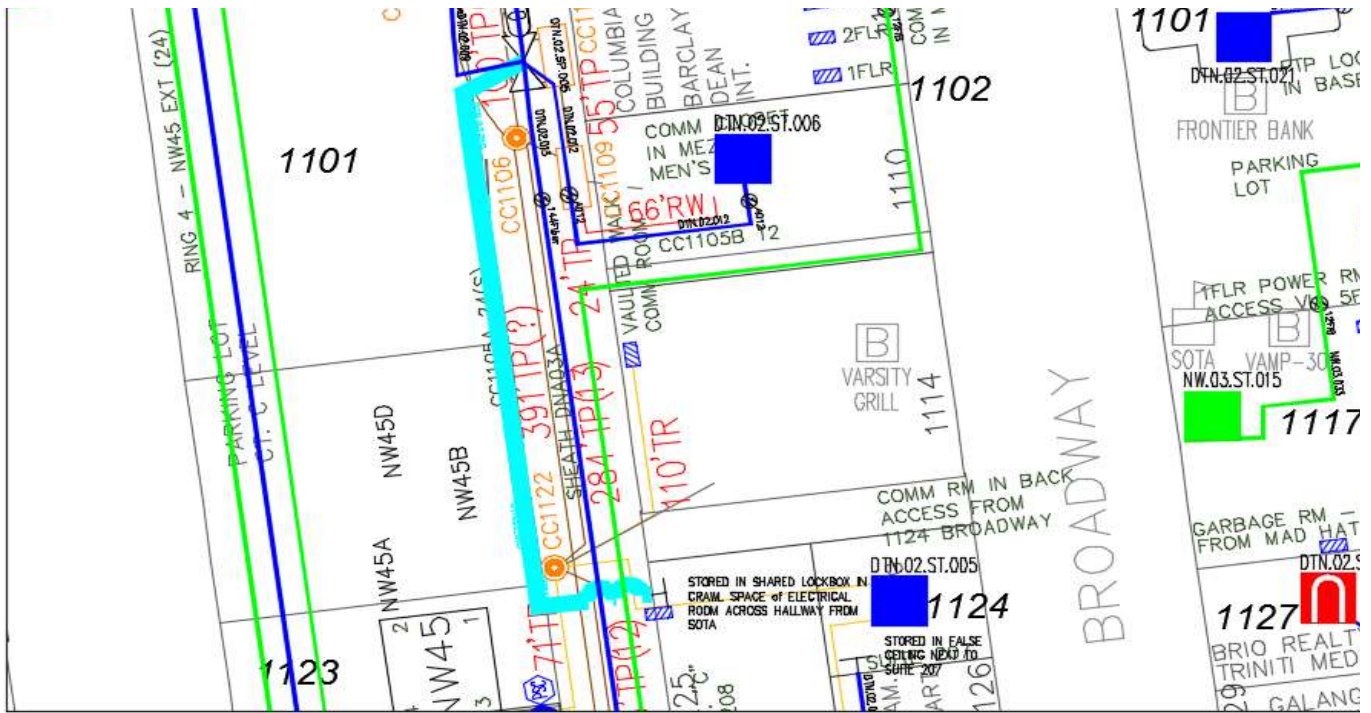


Network - Power Crew Required

| | |
|------------------|----------------|
| Sheath | DTN.02.011 |
| Count | 24 |
| Starting Pole # | UG |
| Starting Address | 1124 Broadway |
| Ending Address | 1136 Broadway |
| Footage | 48 |
| Notes | Downtown Vault |

Network - Power Crew Required

| | |
|--------|------------|
| Sheath | DTN.02.012 |
| Count | 12 |



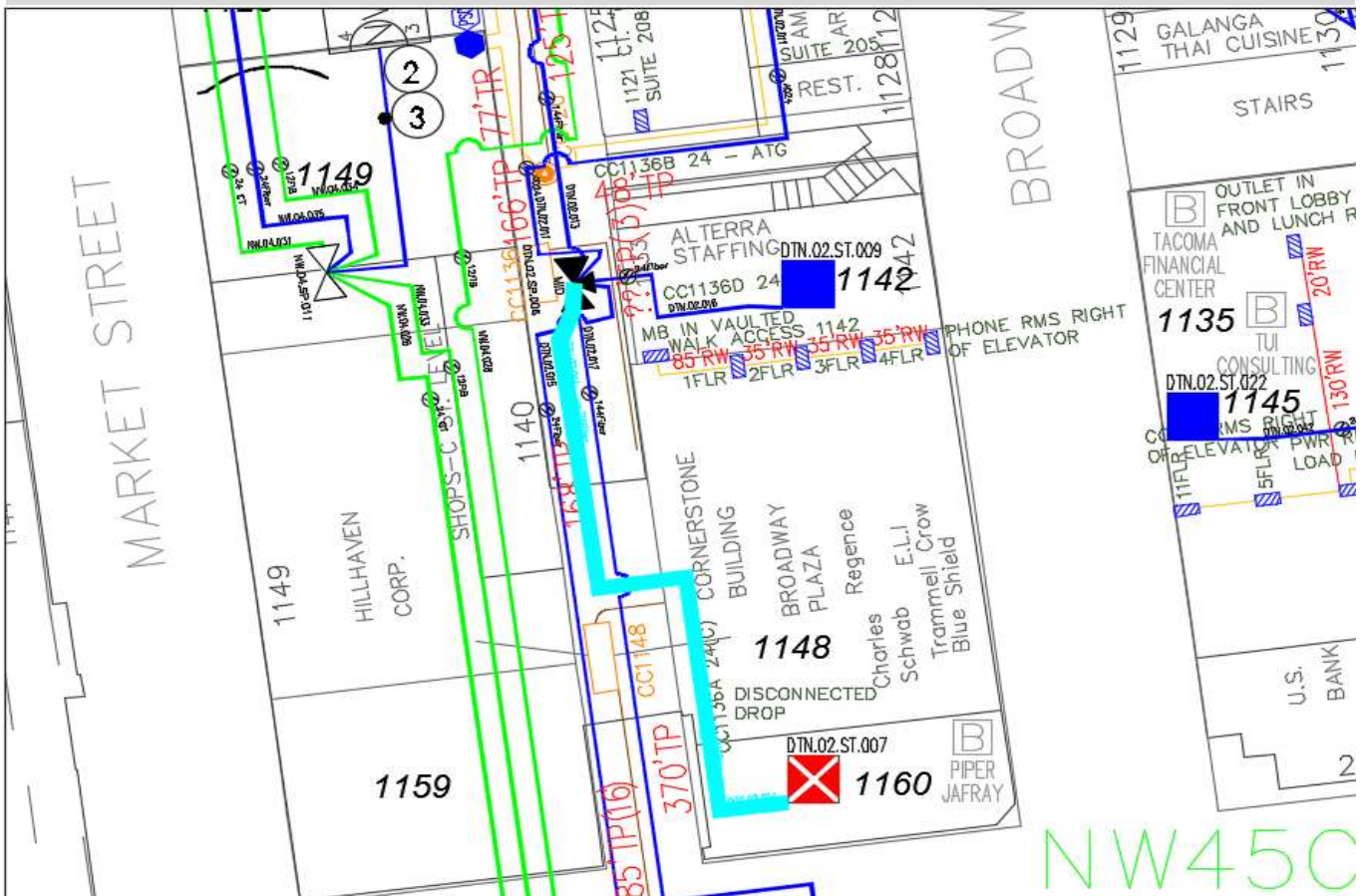
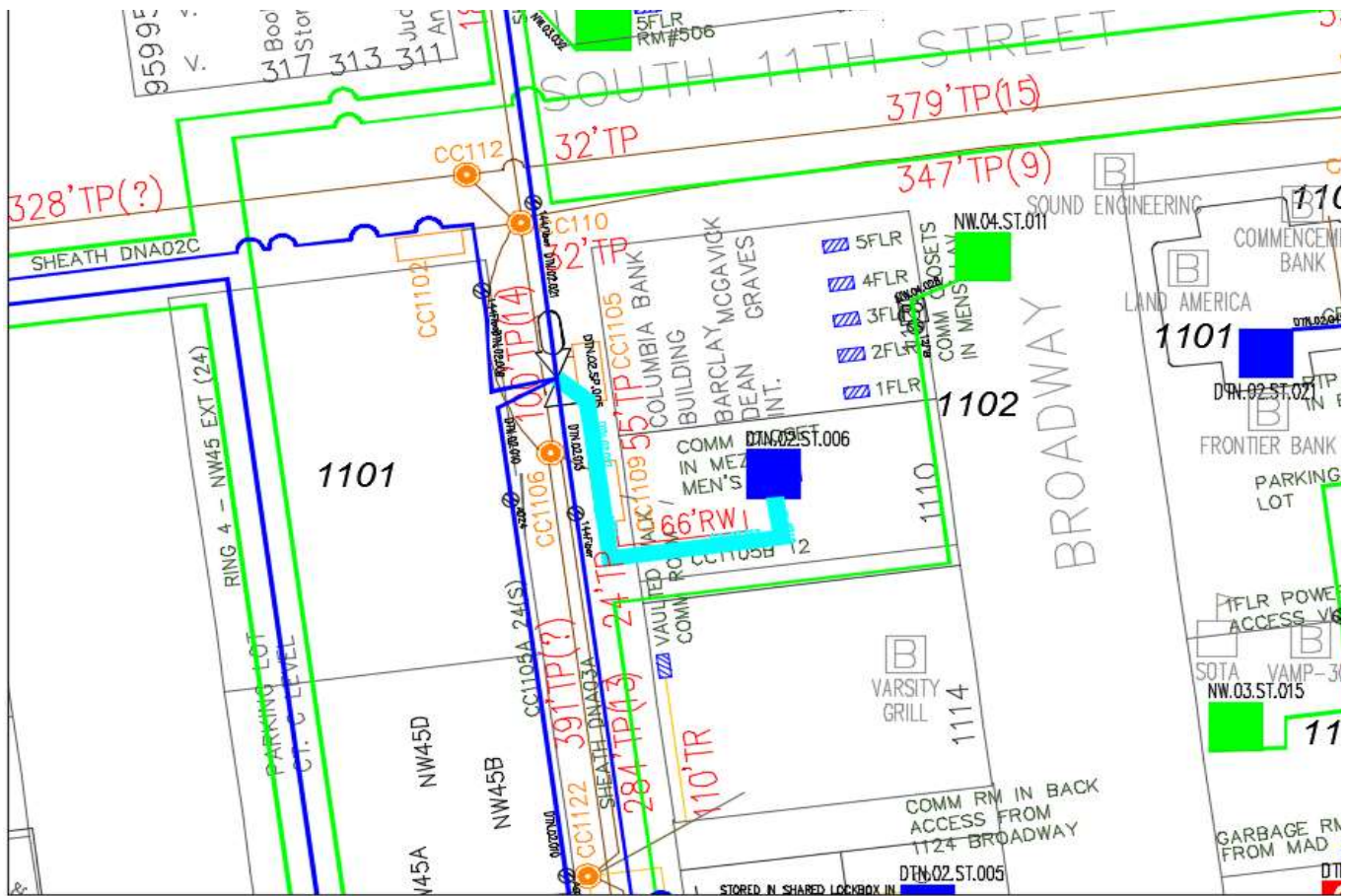






| | |
|------------------|-------------------------------|
| Starting Pole # | UG |
| Starting Address | 1105 Broadway |
| Ending Address | 1110 Broadway |
| Footage | 121 |
| Notes | Downtown Vault |
| | Network - Power Crew Required |

| | |
|------------------|-------------------------------|
| Sheath | DTN.02.014 |
| Count | 24 |
| Starting Pole # | UG |
| Starting Address | 1136 Broadway |
| Ending Address | 1160 Broadway |
| Footage | 318 |
| Notes | Downtown Vault |
| | Network - Power Crew Required |





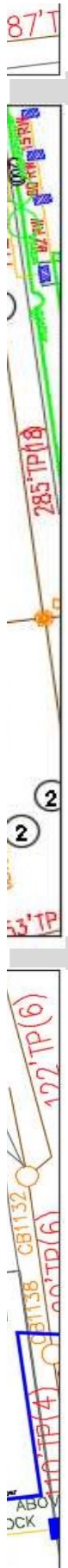






| | |
|------------------|----------------|
| Sheath | DTN.02.015 |
| Count | 24 |
| Starting Pole # | UG |
| Starting Address | 1136 Broadway |
| Ending Address | 1320 Broadway |
| Footage | 483 |
| Notes | Downtown Vault |

Network - Power Crew Required

| | |
|------------------|---------------|
| Sheath | DTN.02.016 |
| Count | 24 |
| Starting Pole # | UG |
| Starting Address | 1136 Broadway |
| Ending Address | 1142 Broadway |
| Footage | 215 |
| Notes | |








| | |
|------------------|-------------------------------|
| <hr/> | |
| Sheath | DTN.02.018 |
| Count | 12 |
| Starting Pole # | UG |
| Starting Address | 1501 Market St |
| Ending Address | 1501 Market St |
| Footage | 639 |
| Notes | Downtown Vault |
| | Network - Power Crew Required |

| | |
|------------------|-------------------------------|
| <hr/> | |
| Sheath | DTN.02.019 |
| Count | 24 |
| Starting Pole # | UG |
| Starting Address | 1501 Market St |
| Ending Address | 1500 Broadway |
| Footage | 386 |
| Notes | Downtown Vault |
| | Network - Power Crew Required |










| | |
|------------------|-------------------------------|
| Sheath | DTN.02.022 |
| Count | 24 |
| Starting Pole # | UG |
| Starting Address | 924 Broadway |
| Ending Address | 924 Broadway |
| Footage | 60 |
| Notes | Downtown Vault |
| | Network - Power Crew Required |



| | |
|------------------|----------------|
| Sheath | DTN.02.023 |
| Count | 24 |
| Starting Pole # | UG |
| Starting Address | 912 Broadway |
| Ending Address | 930 Broadway |
| Footage | 272 |
| Notes | Downtown Vault |





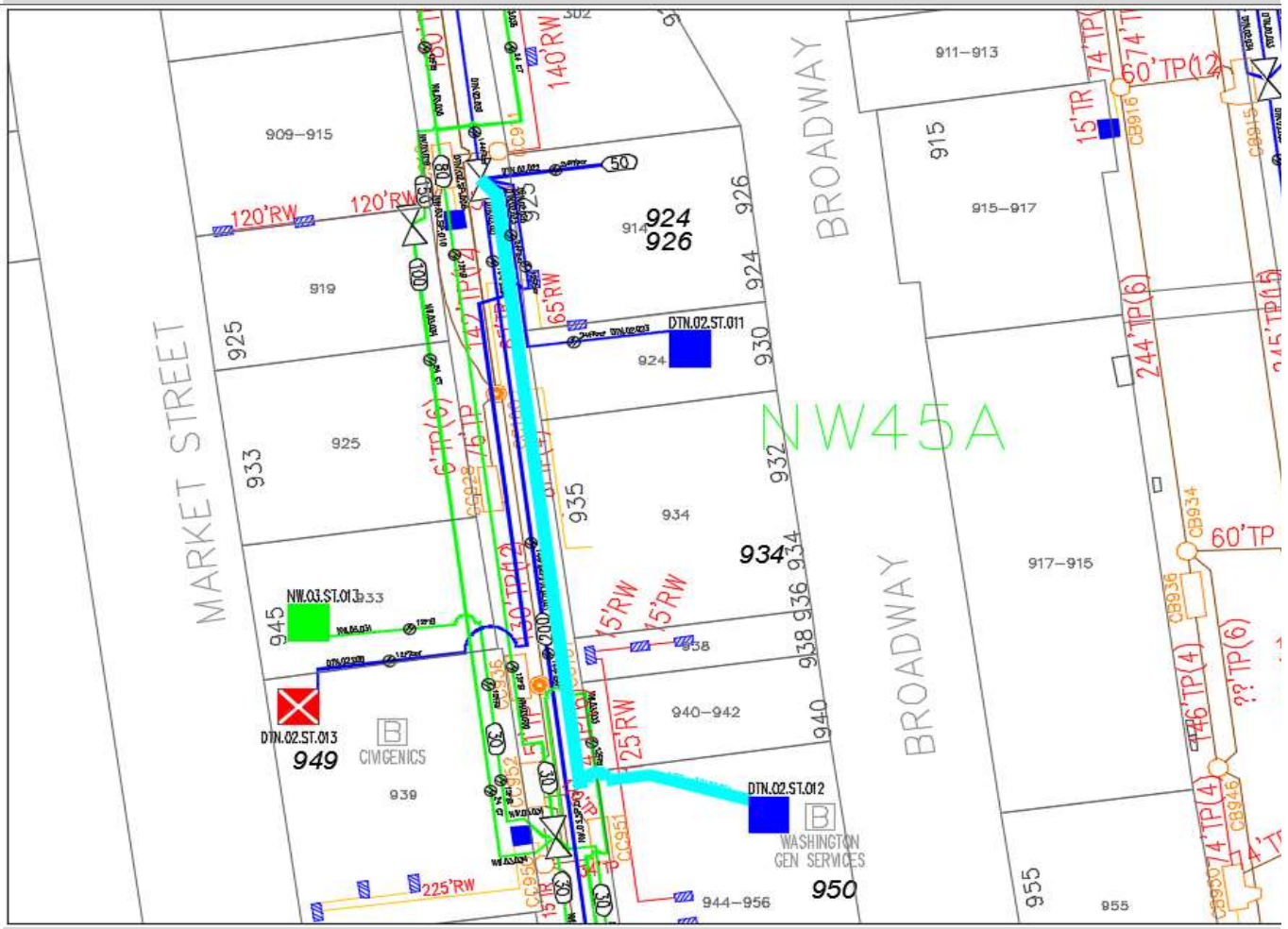
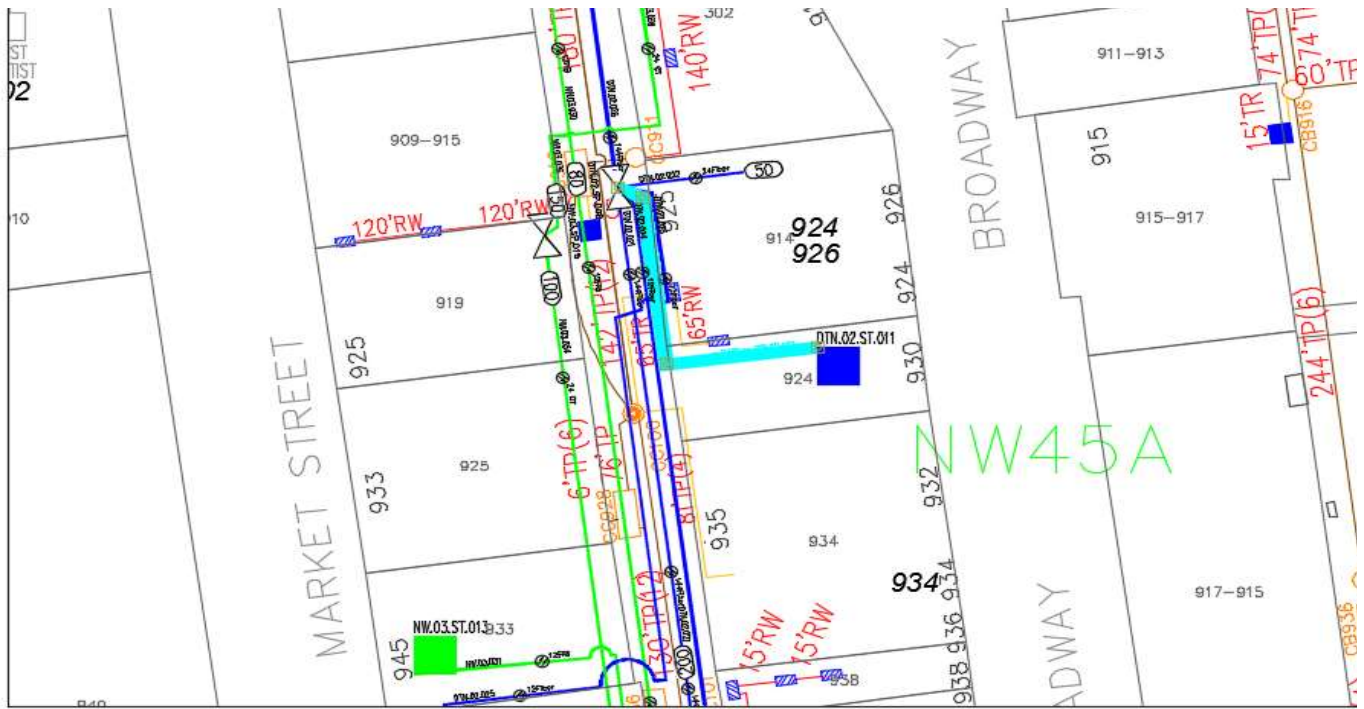


Network - Power Crew Required

| | |
|------------------|----------------|
| Sheath | DTN.02.024 |
| Count | 12 |
| Starting Pole # | UG |
| Starting Address | 912 Broadway |
| Ending Address | 950 Broadway |
| Footage | 542 |
| Notes | Downtown Vault |

Network - Power Crew Required

| | |
|--------|------------|
| Sheath | DTN.02.025 |
| Count | 12 |










| | |
|------------------|-------------------------------|
| Starting Pole # | UG |
| Starting Address | 912 Broadway |
| Ending Address | 949 Market St |
| Footage | 422 |
| Notes | Downtown Vault |
| | Network - Power Crew Required |

| | |
|------------------|-------------------------------|
| Sheath | DTN.02.027 |
| Count | 36 |
| Starting Pole # | UG |
| Starting Address | 901 Broadway |
| Ending Address | 727 Court C |
| Footage | 851 |
| Notes | Downtown Vault |
| | Network - Power Crew Required |







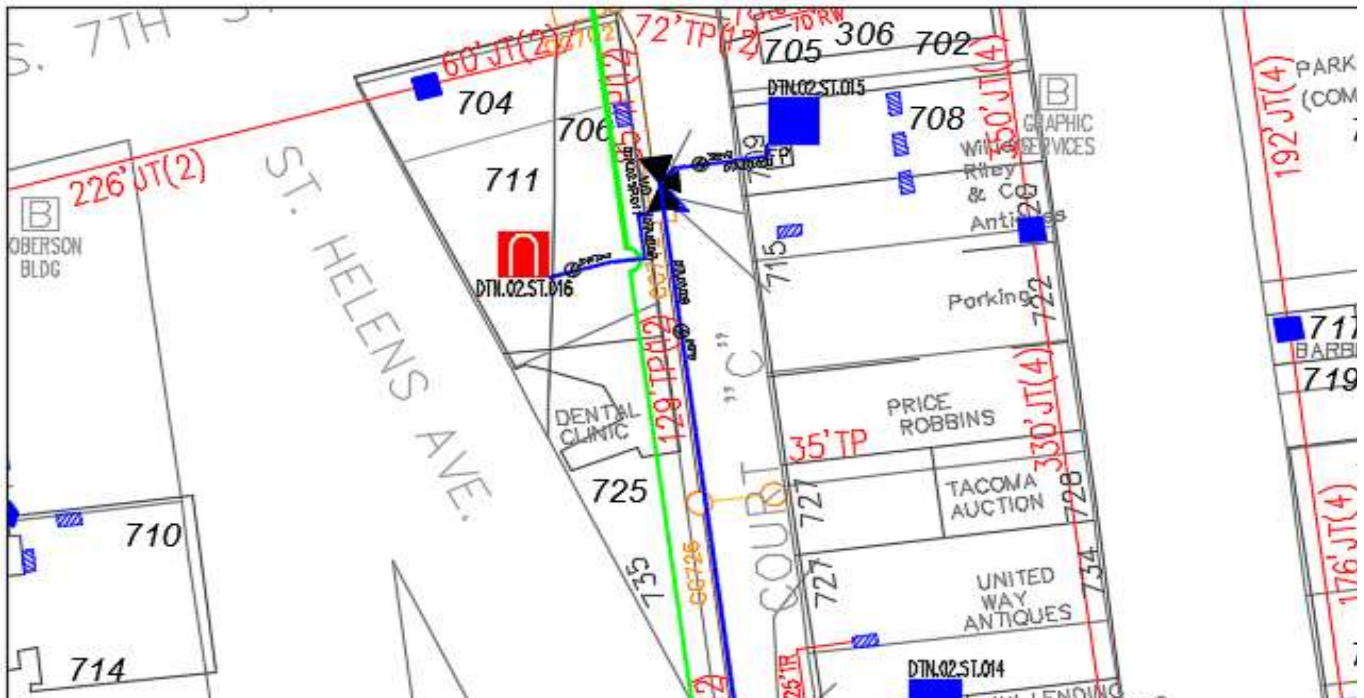
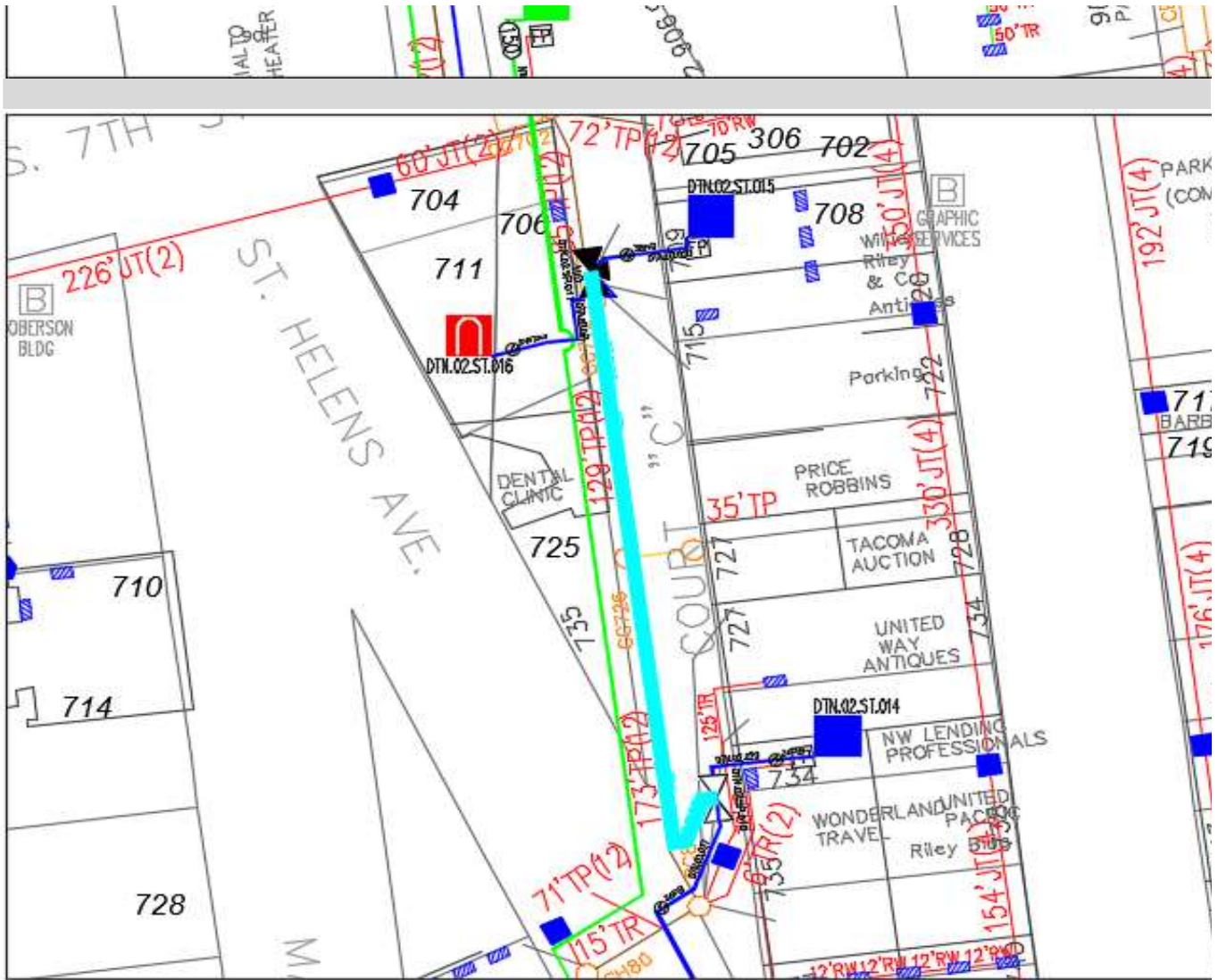
| | |
|------------------|----------------|
| Sheath | DTN.02.028 |
| Count | 36 |
| Starting Pole # | UG |
| Starting Address | 727 Court C |
| Ending Address | 712 Court C |
| Footage | 302 |
| Notes | Downtown Vault |

Network - Power Crew Required



| | |
|------------------|----------------|
| Sheath | DTN.02.029 |
| Count | 36 |
| Starting Pole # | UG |
| Starting Address | 727 Court C |
| Ending Address | 734 Court C |
| Footage | 78 |
| Notes | Downtown Vault |

Network - Power Crew Required



(4)

ING I
M. L
711

7
ER

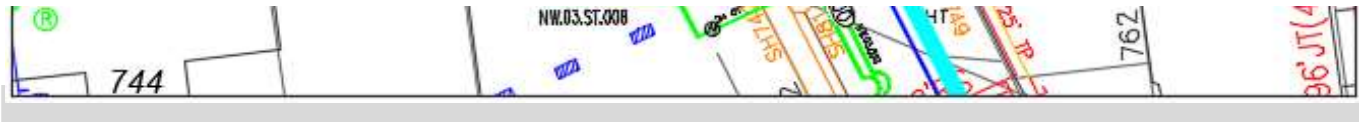
723
PARKING GAR.
(BAYWAY)

731
73.
743
45
AN

ING I
M. L
711

7
ER

723
PARKING GAR.
(BAYWAY)
731





| | |
|------------------|-------------------------------|
| Sheath | DTN.02.030 |
| Count | 36 |
| Starting Pole # | UG |
| Starting Address | 712 Court C |
| Ending Address | 708 Broadway |
| Footage | 70 |
| Notes | Downtown Vault |
| | Network - Power Crew Required |

| | |
|------------------|-------------------------------|
| Sheath | DTN.02.031 |
| Count | 24 |
| Starting Pole # | UG |
| Starting Address | 712 Court C |
| Ending Address | 711 St Helens Ave |
| Footage | 70 |
| Notes | Downtown Vault |
| | Network - Power Crew Required |

73
745
168.11(4)
AN



KING
MM. L
711

7
BER
9

723
PARKING GAR.
731

73

KING
MM. L
711



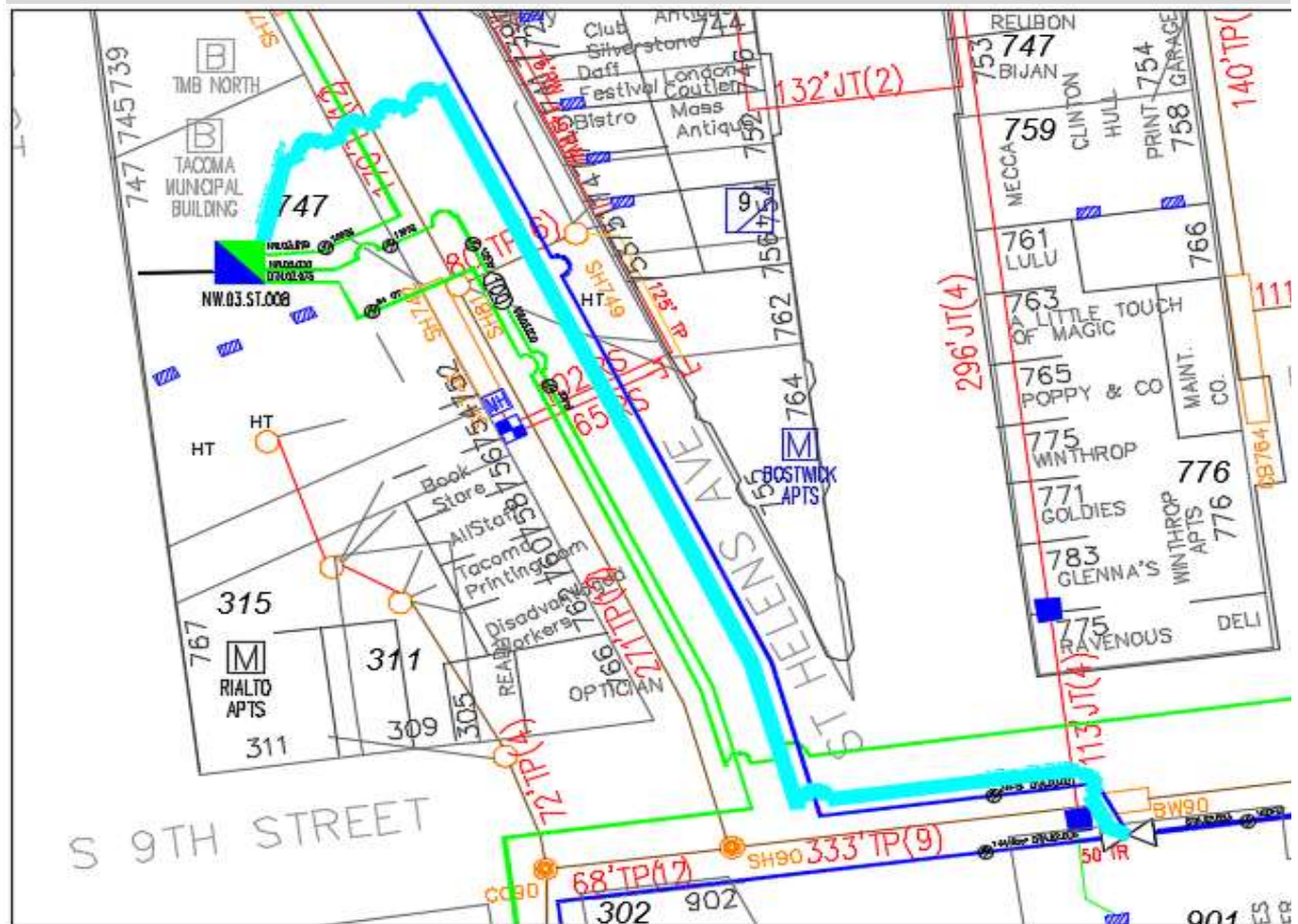
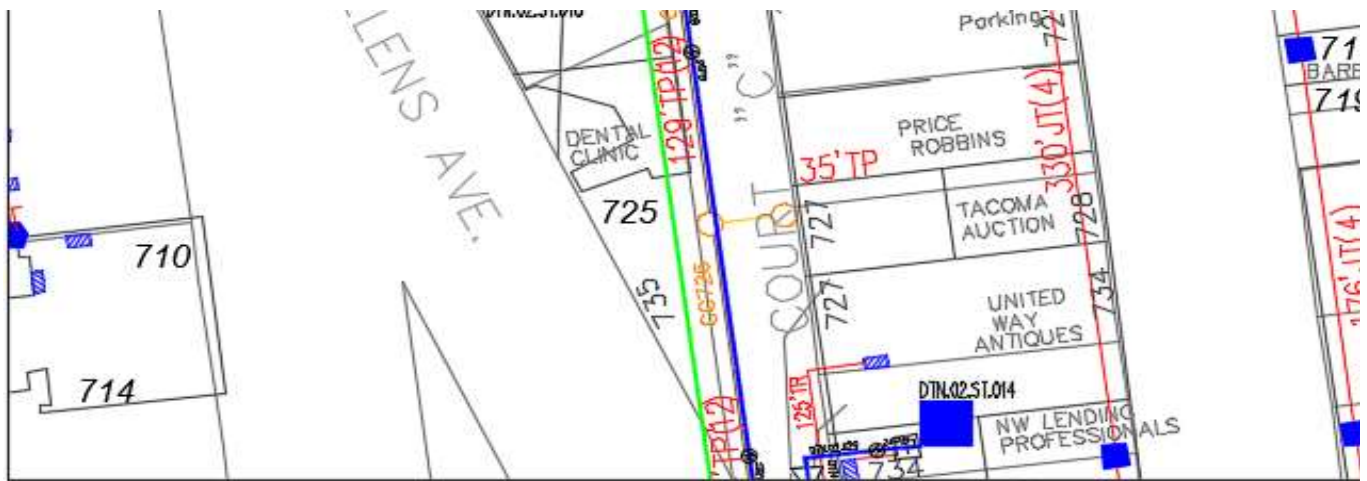




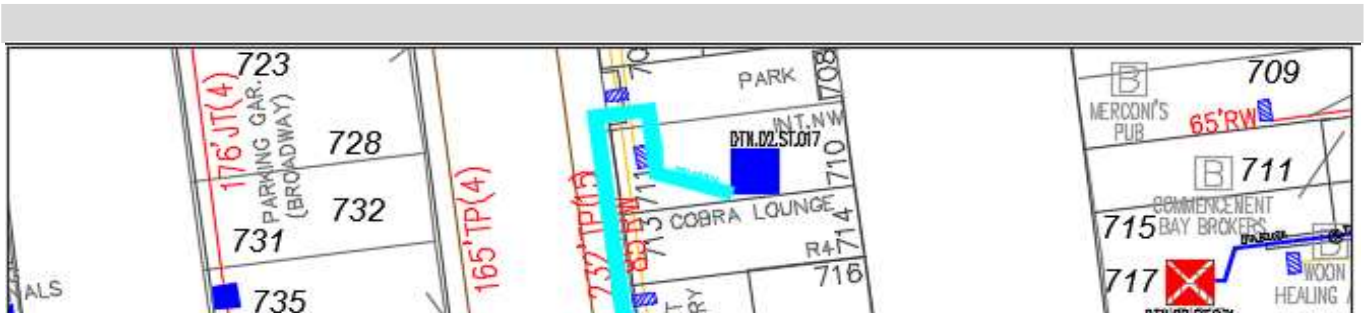
| | |
|------------------|-------------------------------|
| Sheath | DTN.02.032 |
| Count | 24 |
| Starting Pole # | UG |
| Starting Address | 901 Broadway |
| Ending Address | 747 Market St |
| Footage | 754 |
| Notes | Downtown Vault |
| | Network - Power Crew Required |




| | |
|------------------|-----------------|
| Sheath | DTN.02.034 |
| Count | 24 |
| Starting Pole # | UG |
| Starting Address | 915 Commerce St |
| Ending Address | 710 Pacific Ave |
| Footage | 739 |
| Notes | Downtown Vault |







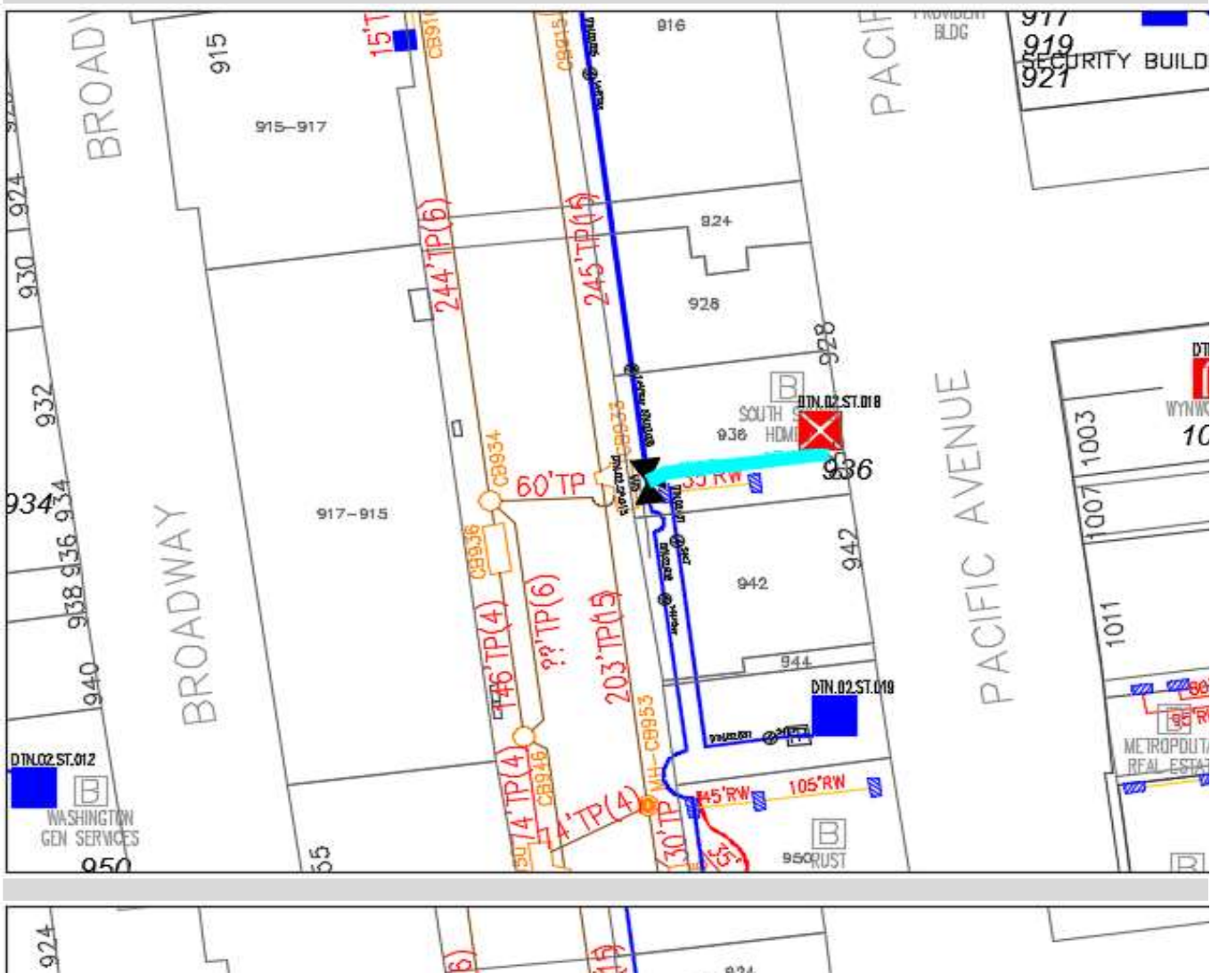
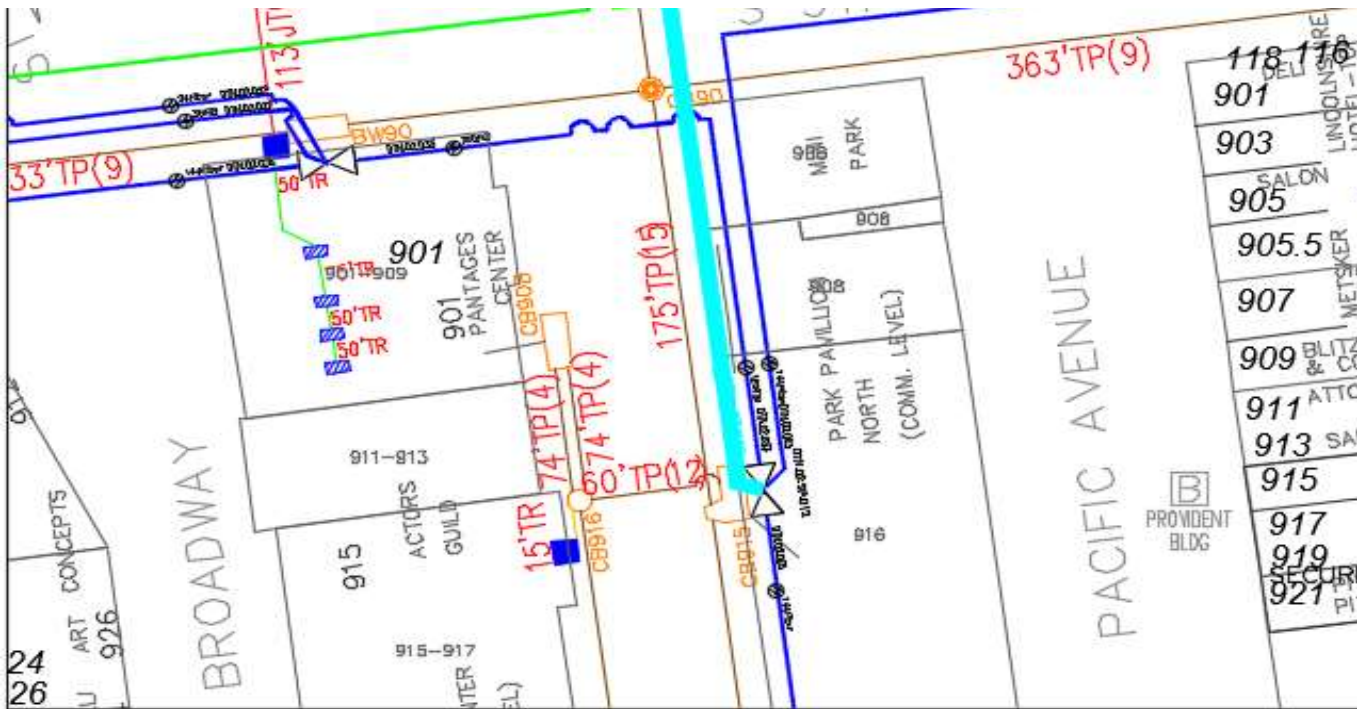


Network - Power Crew Required

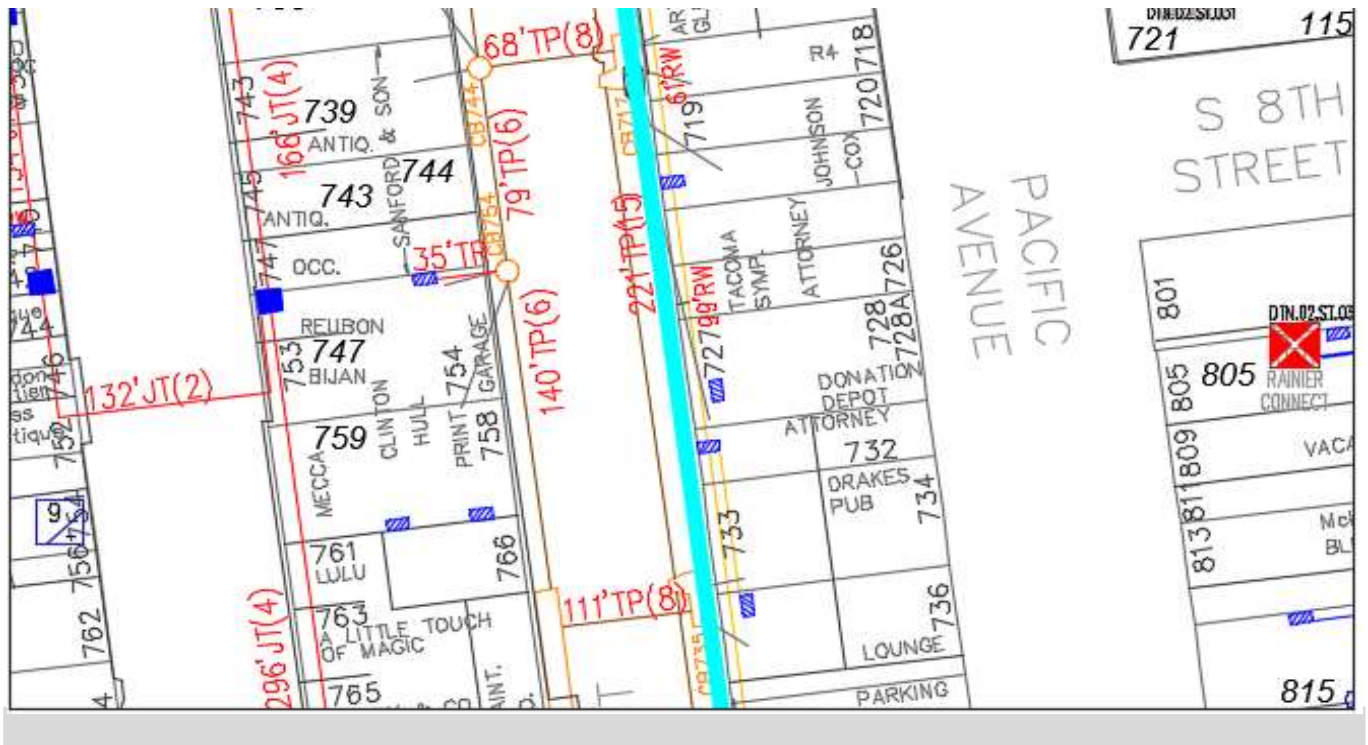
| | |
|------------------|-----------------|
| Sheath | DTN.02.036 |
| Count | 24 |
| Starting Pole # | UG |
| Starting Address | 933 Broadway |
| Ending Address | 936 Pacific Ave |
| Footage | 35 |
| Notes | Downtown Vault |

Network - Power Crew Required

| | |
|--------|------------|
| Sheath | DTN.02.037 |
| Count | 24 |







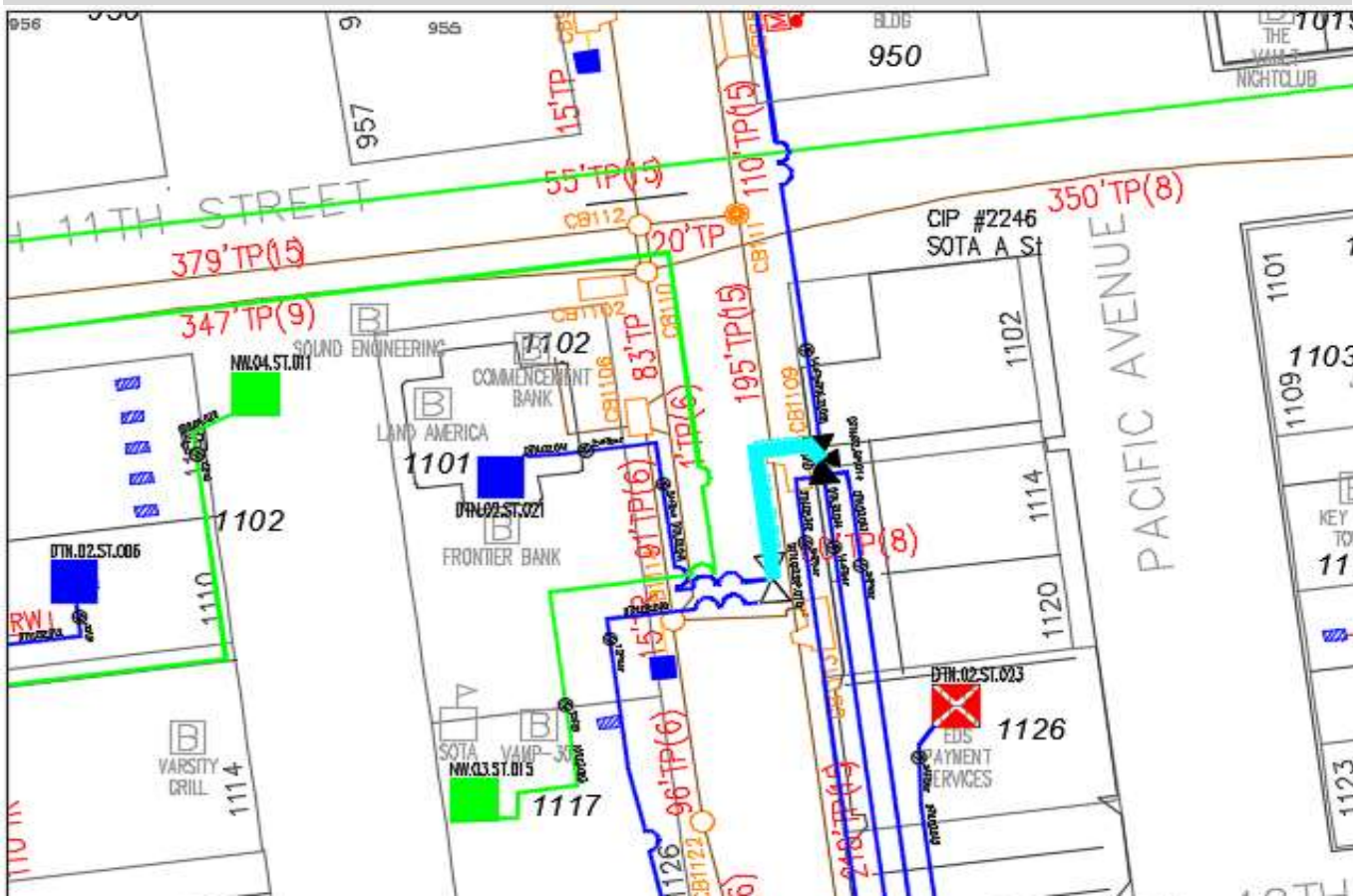
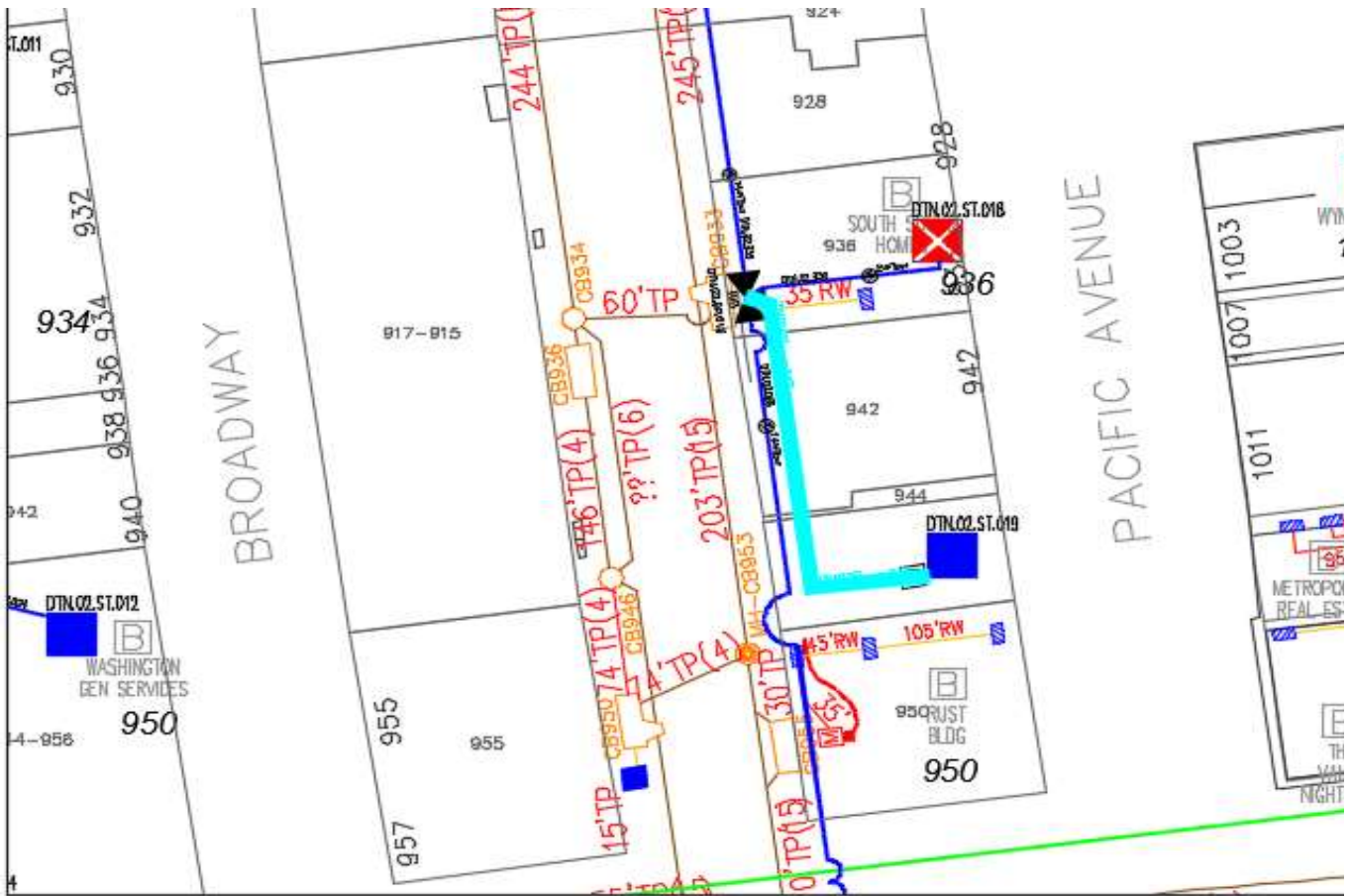


Starting Pole # UG
Starting Address 933 Broadway
Ending Address 950 Pacific Ave
Footage 353
Notes Downtown Vault


Network - Power Crew Required

Sheath DTN.02.039
Count 24
Starting Pole # UG
Starting Address 1109 Broadway
Ending Address 1113 Broadway
Footage 60
Notes Downtown Vault

Network - Power Crew Required







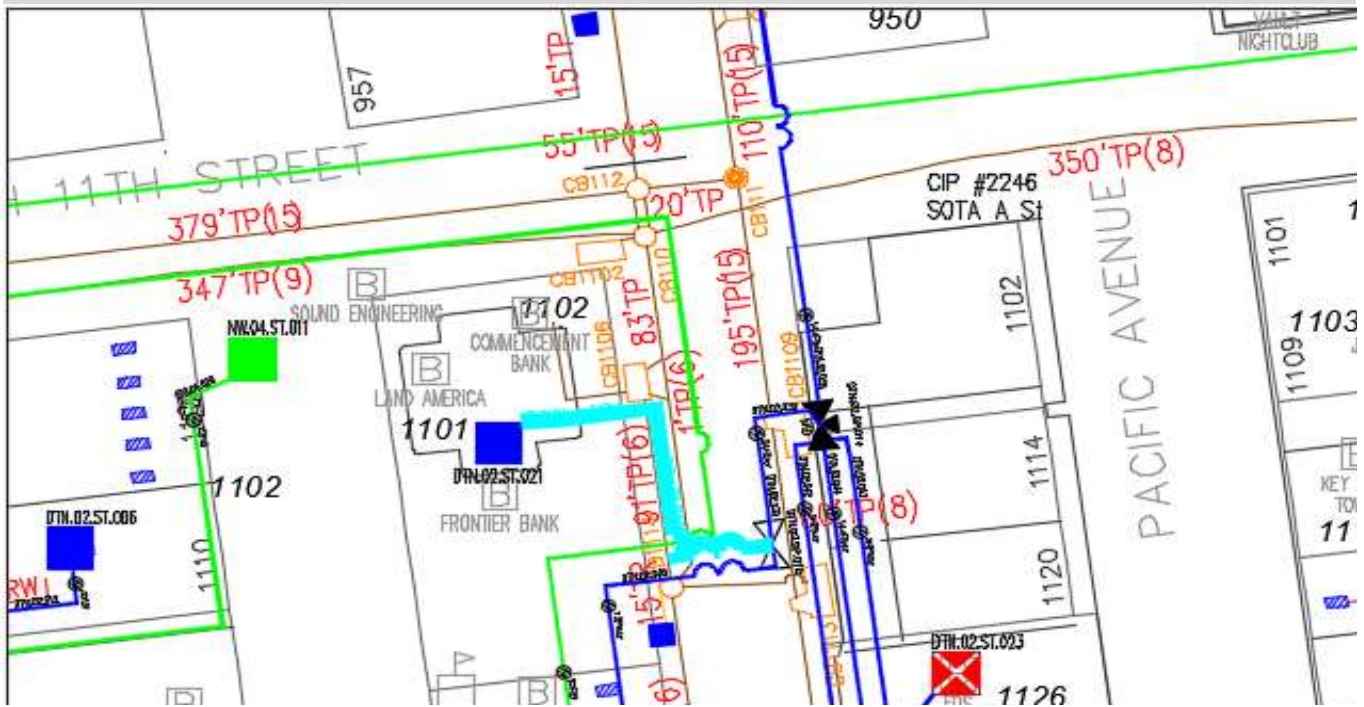
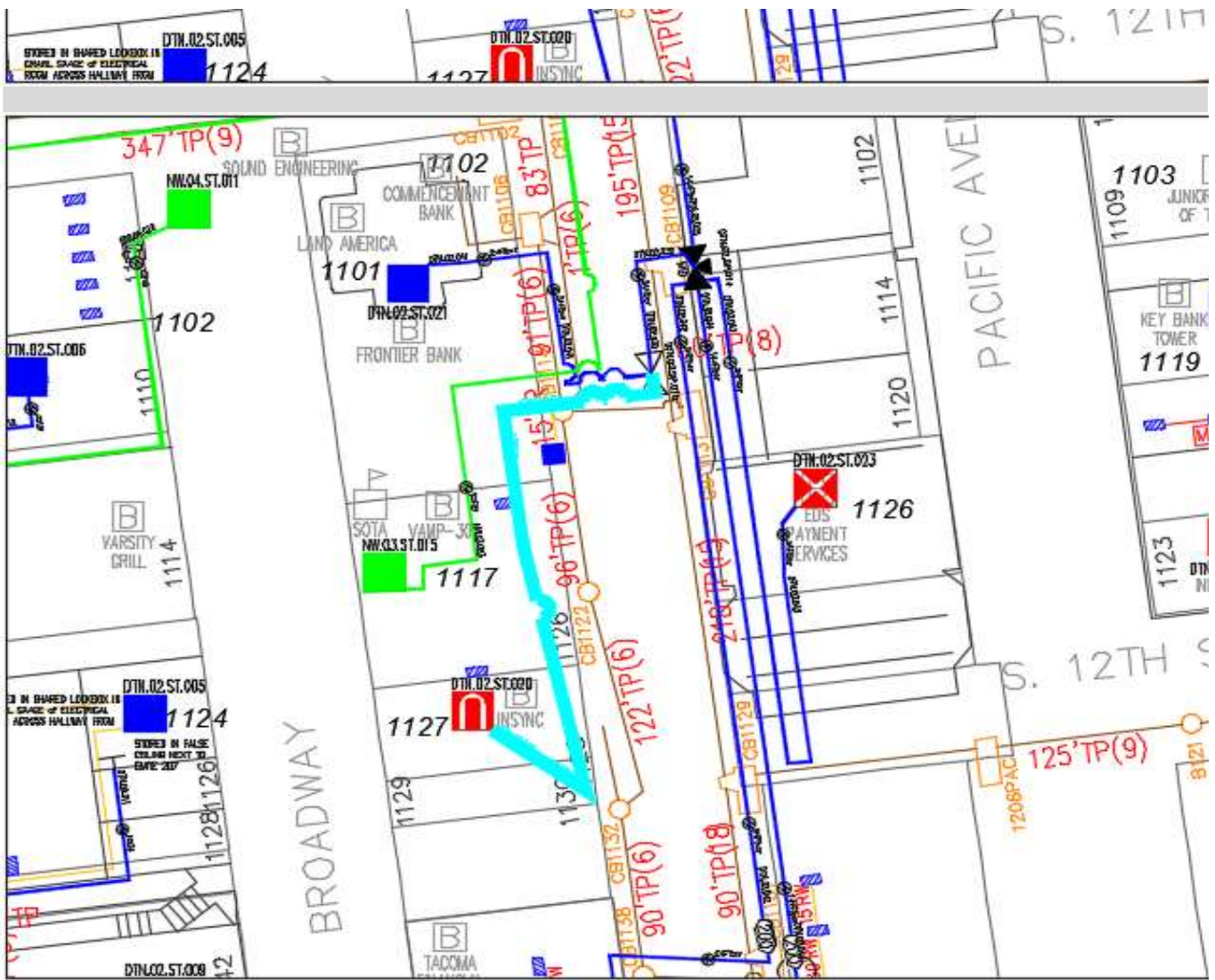





| | |
|------------------|-------------------------------|
| Sheath | DTN.02.040 |
| Count | 12 |
| Starting Pole # | UG |
| Starting Address | 1113 Broadway |
| Ending Address | 1127 Broadway |
| Footage | 393 |
| Notes | Downtown Vault |
| | Network - Power Crew Required |




| | |
|------------------|-------------------------------|
| Sheath | DTN.02.041 |
| Count | 24 |
| Starting Pole # | UG |
| Starting Address | 1113 Broadway |
| Ending Address | 1101 Broadway |
| Footage | 251 |
| Notes | Downtown Vault |
| | Network - Power Crew Required |











| | |
|------------------|-------------------------------|
| Sheath | DTN.02.042 |
| Count | 24 |
| Starting Pole # | UG |
| Starting Address | 1113 Broadway |
| Ending Address | 1145 Broadway |
| Footage | 620 |
| Notes | Downtown Vault |
| | Network - Power Crew Required |

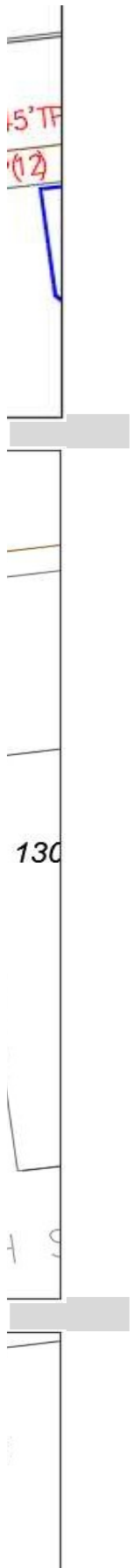


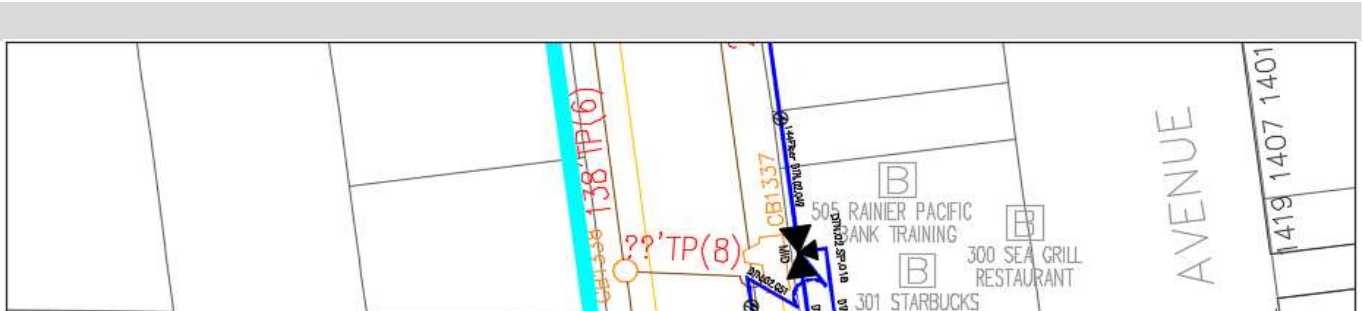
| | |
|------------------|-------------------------------|
| Sheath | DTN.02.043 |
| Count | 24 |
| Starting Pole # | UG |
| Starting Address | 1113 Broadway |
| Ending Address | 1126 Pacific Ave |
| Footage | 368 |
| Notes | Downtown Vault |
| | Network - Power Crew Required |



| | |
|------------------|-------------------------------|
| Sheath | DTN.02.046 |
| Count | 24 |
| Starting Pole # | UG |
| Starting Address | 1317 Broadway |
| Ending Address | 1313 Broadway |
| Footage | 174 |
| Notes | Downtown Vault |
| | Network - Power Crew Required |

| | |
|------------------|----------------|
| Sheath | DTN.02.047 |
| Count | 24 |
| Starting Pole # | UG |
| Starting Address | 1317 Broadway |
| Ending Address | 1331 Broadway |
| Footage | 568 |
| Notes | Downtown Vault |





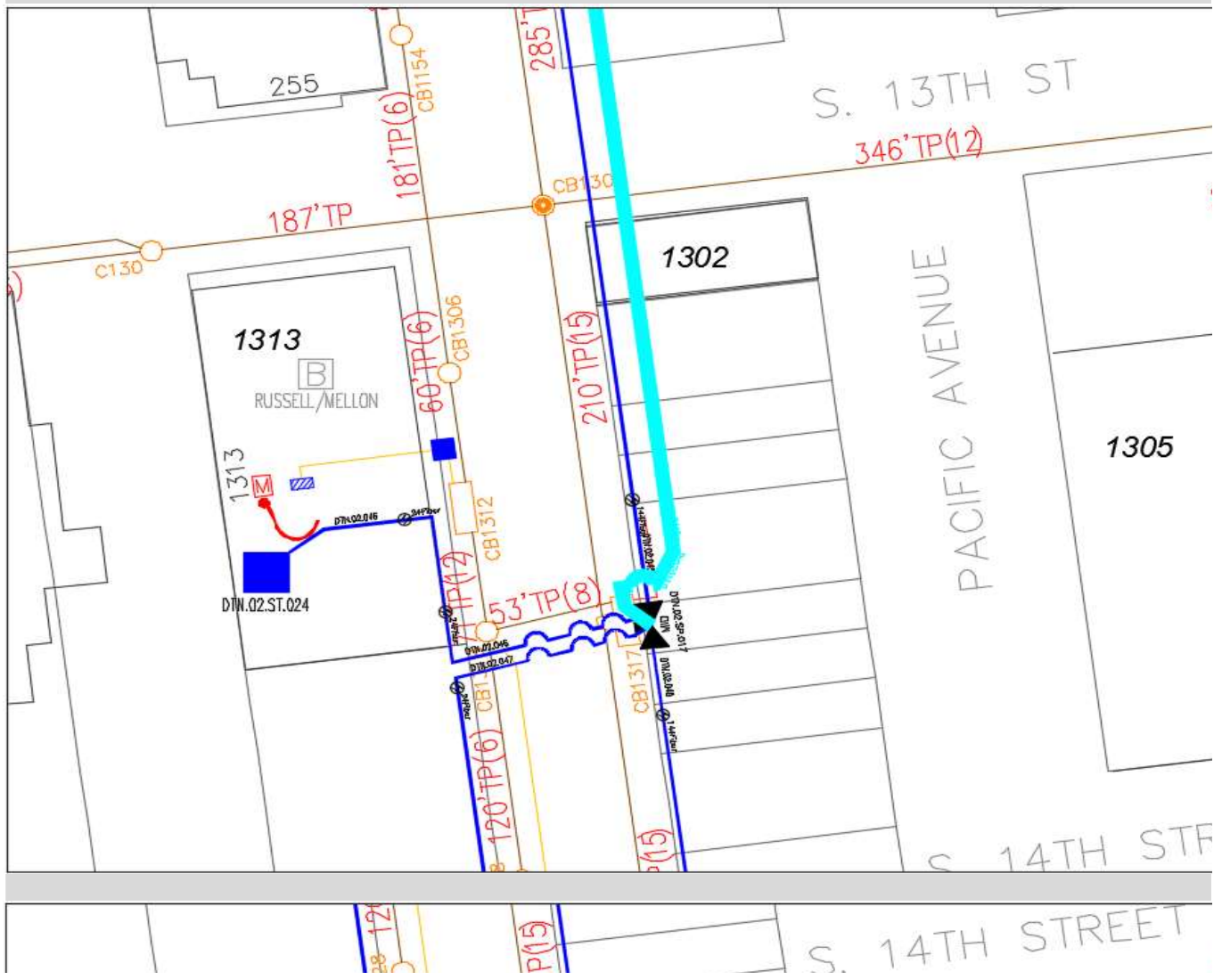
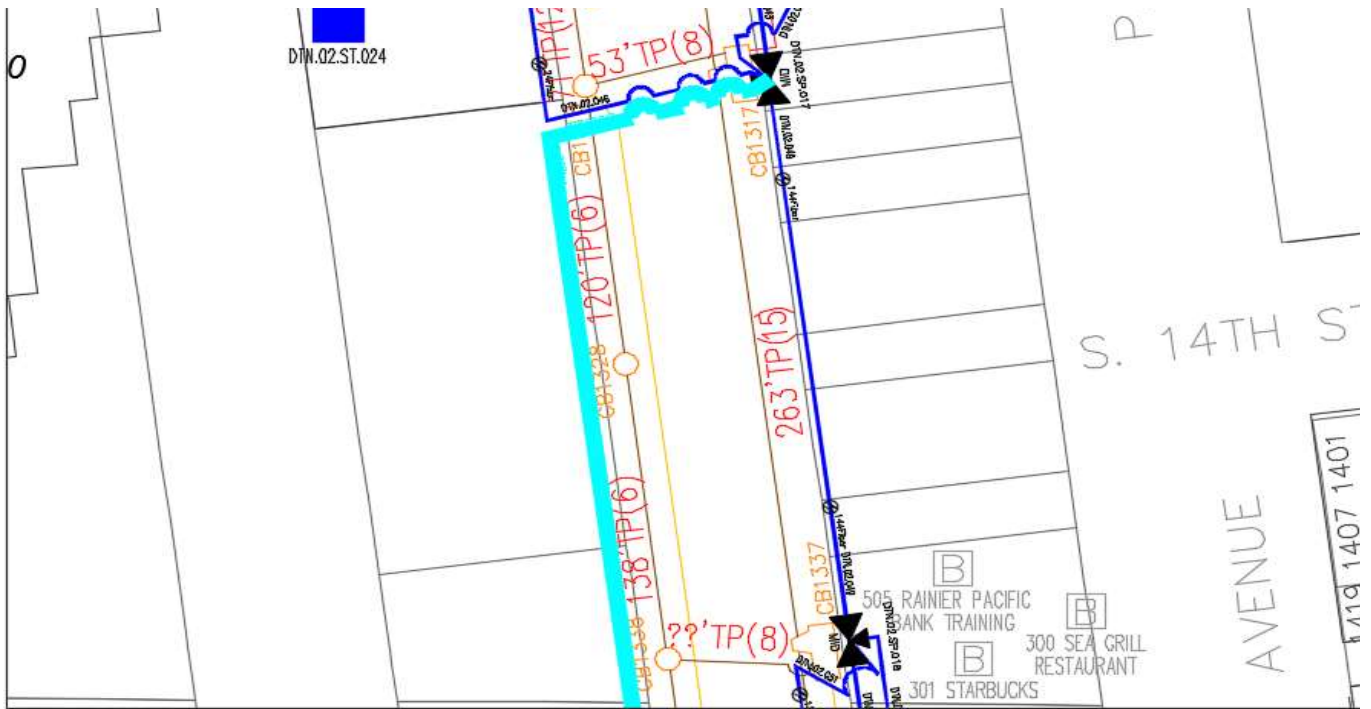


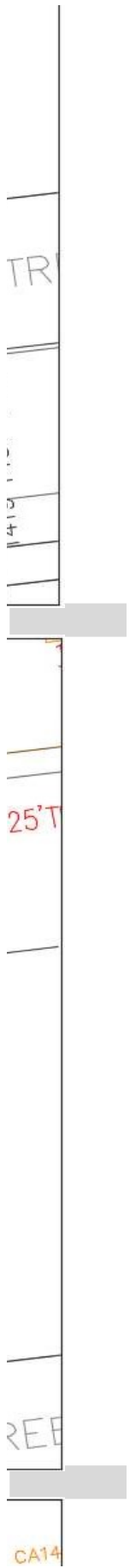
Network - Power Crew Required

| | |
|------------------|------------------|
| Sheath | DTN.02.048 |
| Count | 24 |
| Starting Pole # | UG |
| Starting Address | 1317 Broadway |
| Ending Address | 1250 Pacific Ave |
| Footage | 657 |
| Notes | Downtown Vault |

Network - Power Crew Required

| | |
|--------|------------|
| Sheath | DTN.02.050 |
| Count | 24 |

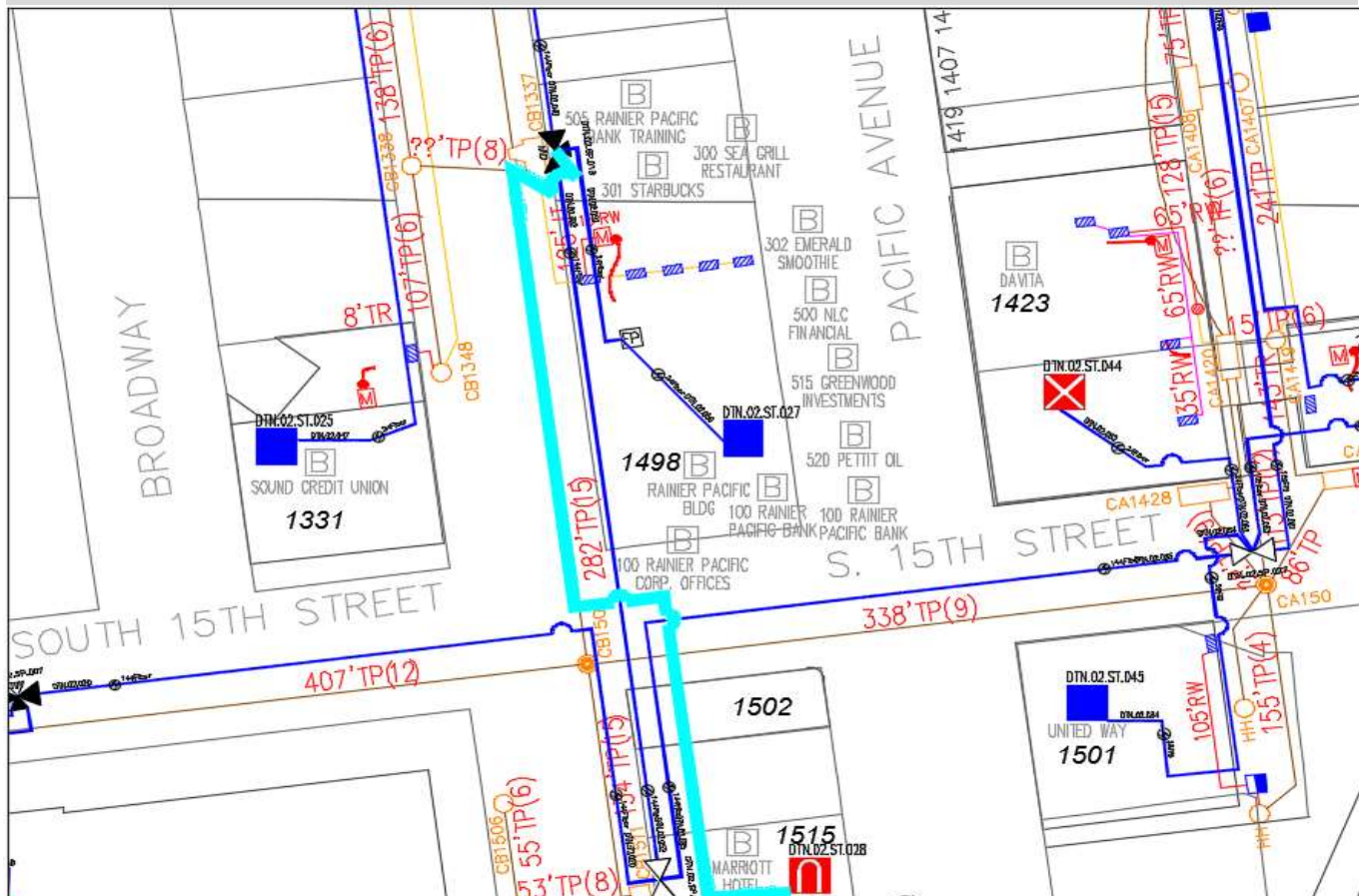
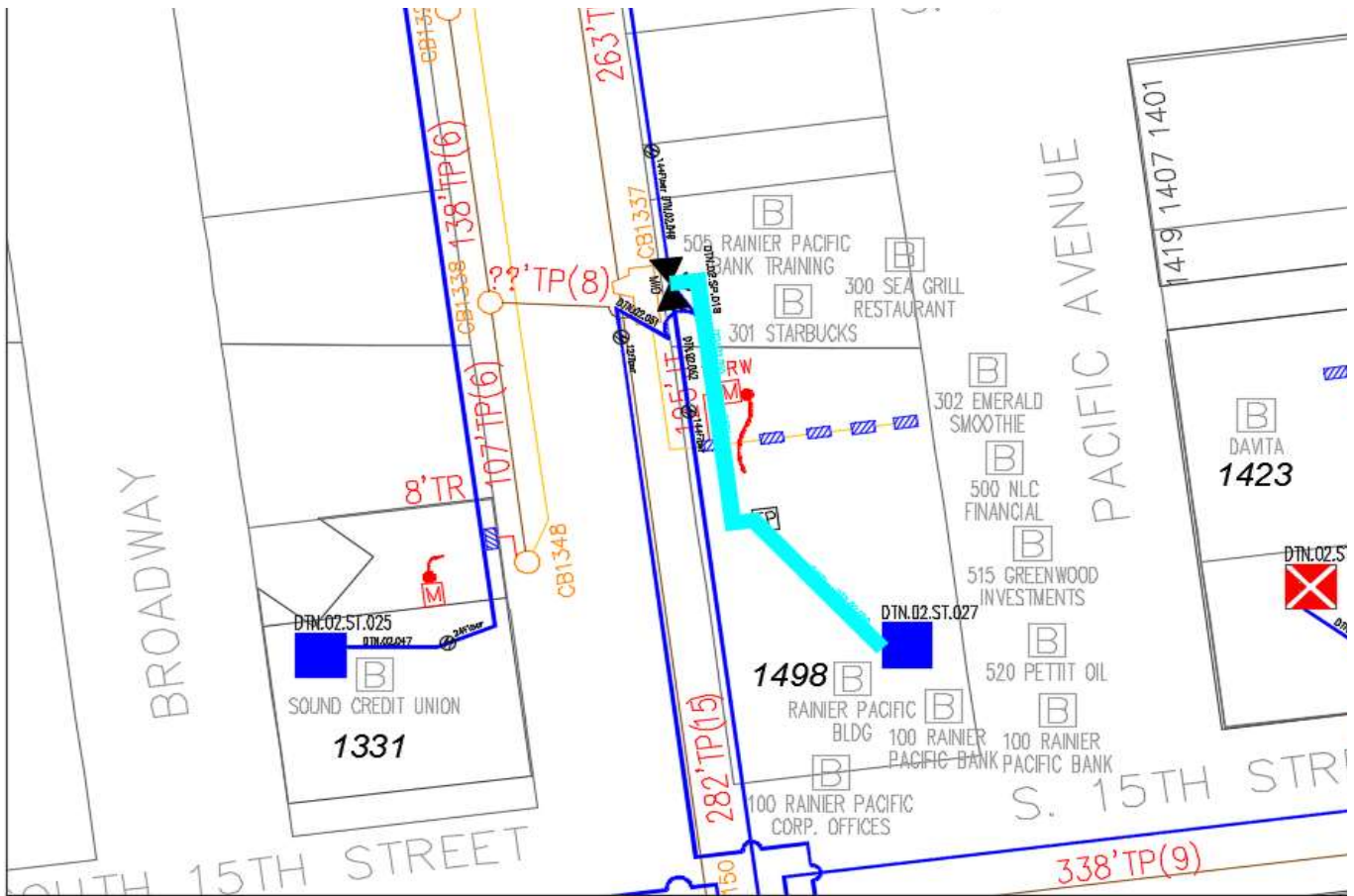


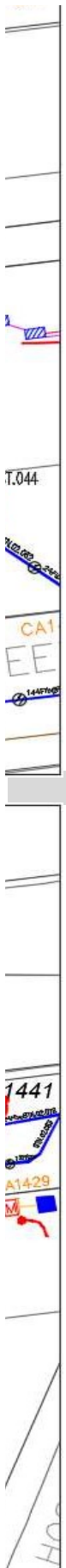




| | |
|------------------|-------------------------------|
| Starting Pole # | UG |
| Starting Address | 1337 Broadway |
| Ending Address | 1498 Pacific |
| Footage | 275 |
| Notes | Downtown Vault |
| | Network - Power Crew Required |

| | |
|------------------|-------------------------------|
| Sheath | DTN.02.051 |
| Count | 12 |
| Starting Pole # | UG |
| Starting Address | 1337 Broadway |
| Ending Address | 1515 Broadway |
| Footage | 456 |
| Notes | Downtown Vault |
| | Network - Power Crew Required |







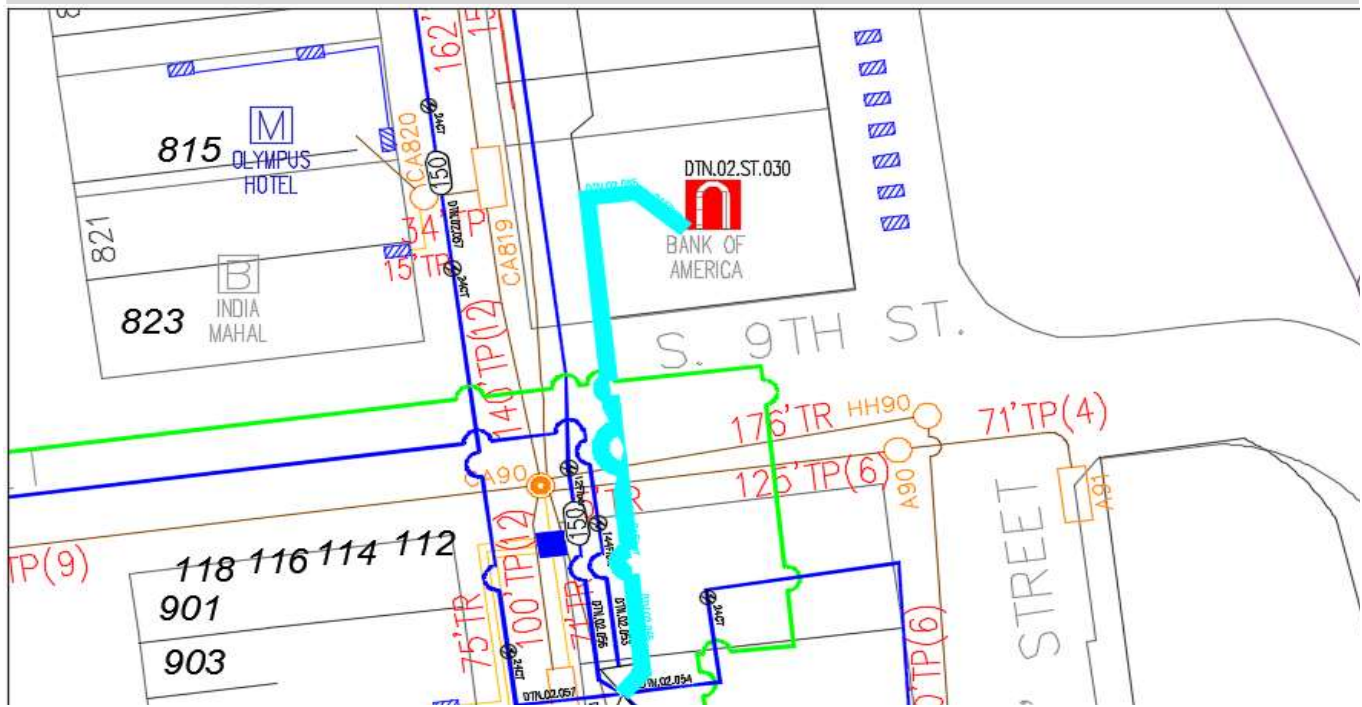
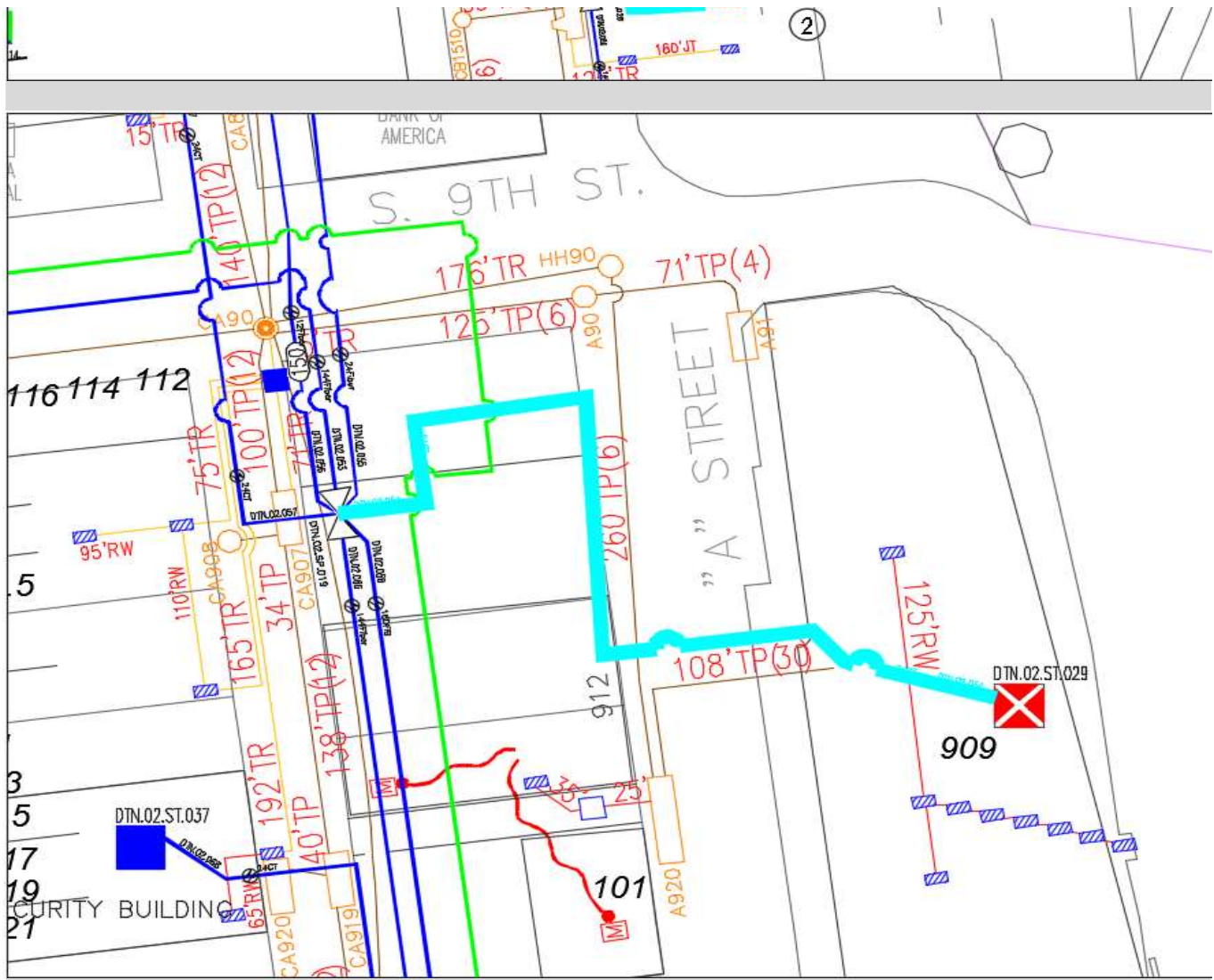





| | |
|------------------|-------------------------------|
| Sheath | DTN.02.054 |
| Count | 24 |
| Starting Pole # | UG |
| Starting Address | 907 Pacific Ave |
| Ending Address | 909 A Street |
| Footage | 740 |
| Notes | Downtown Vault |
| | Network - Power Crew Required |




| | |
|------------------|-------------------------------|
| Sheath | DTN.02.055 |
| Count | 24 |
| Starting Pole # | UG |
| Starting Address | 907 Pacific Ave |
| Ending Address | 820 Court A |
| Footage | 240 |
| Notes | Downtown Vault |
| | Network - Power Crew Required |



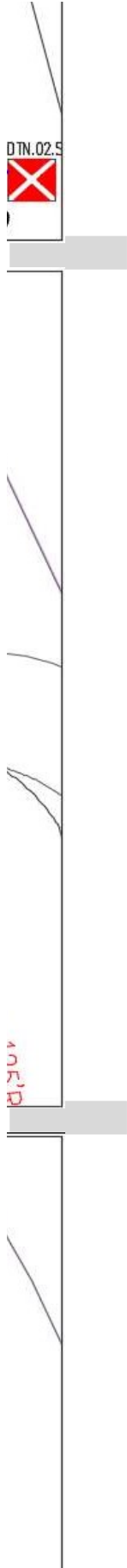


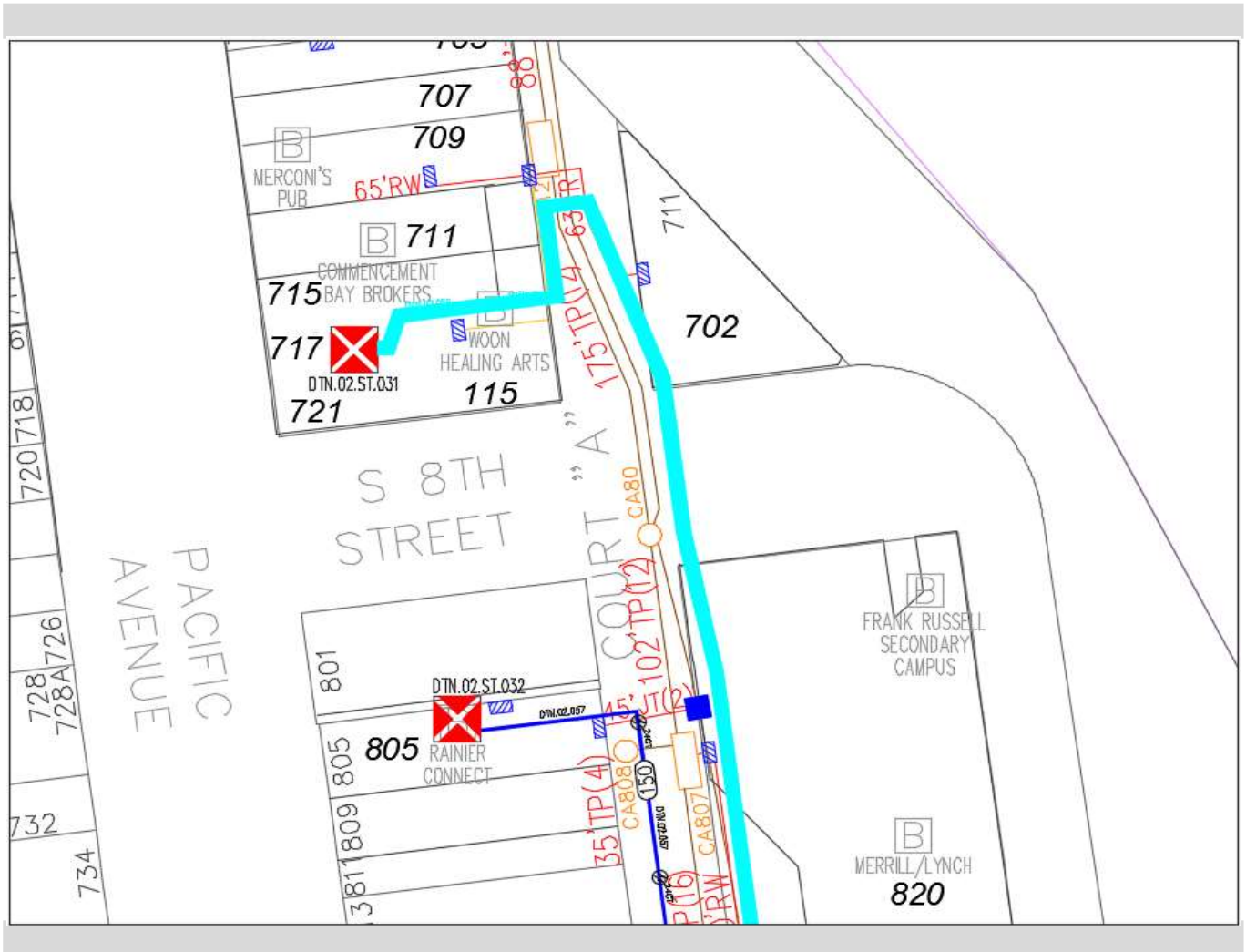





| | |
|------------------|-------------------------------|
| Sheath | DTN.02.056 |
| Count | 12 |
| Starting Pole # | UG |
| Starting Address | 907 Pacific Ave |
| Ending Address | 721 Pacific Ave |
| Footage | 779 |
| Notes | Downtown Vault |
| | Network - Power Crew Required |

| | |
|------------------|-------------------------------|
| Sheath | DTN.02.057 |
| Count | 24 |
| Starting Pole # | UG |
| Starting Address | 907 Pacific Ave |
| Ending Address | 805 Pacific Ave |
| Footage | 447 |
| Notes | Downtown Vault |
| | Network - Power Crew Required |

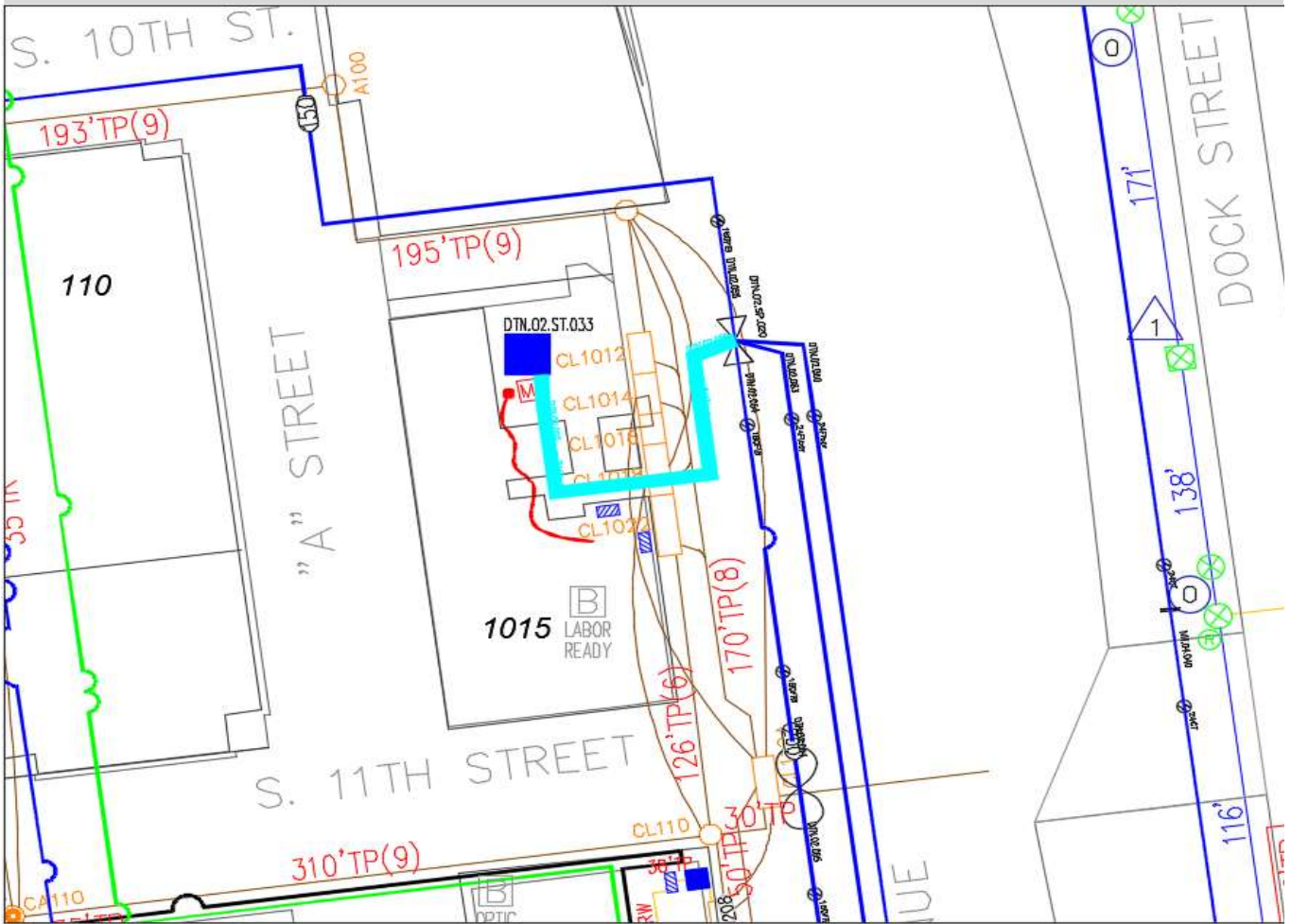
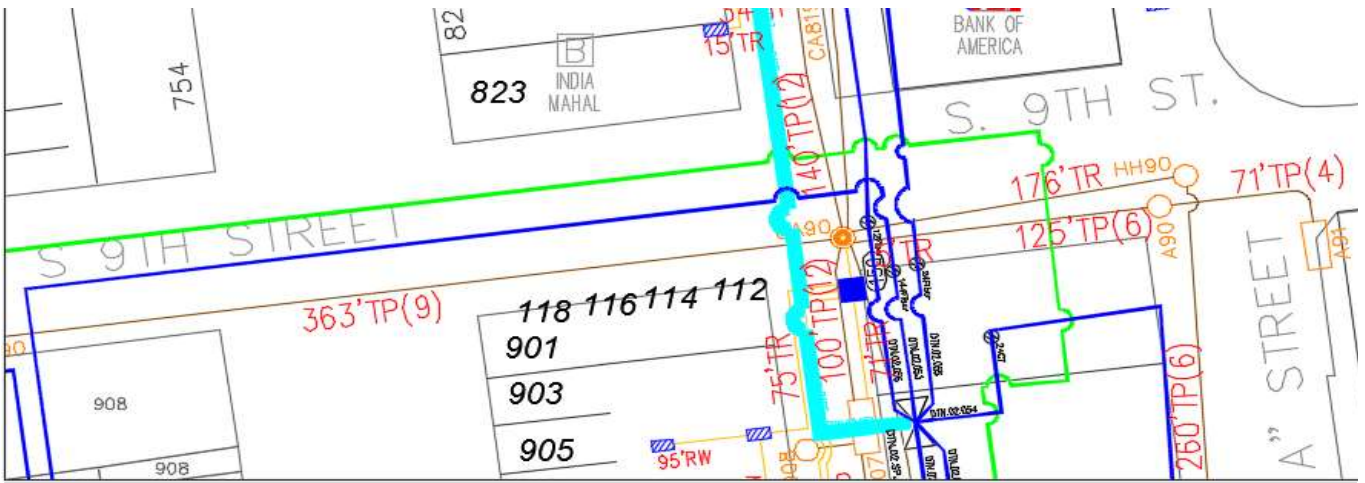








| | |
|------------------|-------------------------------|
| | |
| Sheath | DTN.02.059 |
| Count | 24 |
| Starting Pole # | UG |
| Starting Address | 1012 Cliff Ave |
| Ending Address | 1015 A St |
| Footage | 204 |
| Notes | Downtown Vault |
| | Network - Power Crew Required |
| | |

| | |
|------------------|----------------|
| | |
| Sheath | DTN.02.060 |
| Count | 24 |
| Starting Pole # | UG |
| Starting Address | 1012 Cliff Ave |
| Ending Address | 1101 A Street |
| Footage | 220 |
| Notes | Downtown Vault |









Network - Power Crew Required

| | |
|------------------|----------------|
| Sheath | DTN.02.061 |
| Count | 24 |
| Starting Pole # | UG |
| Starting Address | 1101 A Street |
| Ending Address | 1101 A Street |
| Footage | 260 |
| Notes | Downtown Vault |

Network - Power Crew Required

| | |
|--------|------------|
| Sheath | DTN.02.068 |
| Count | 24 |

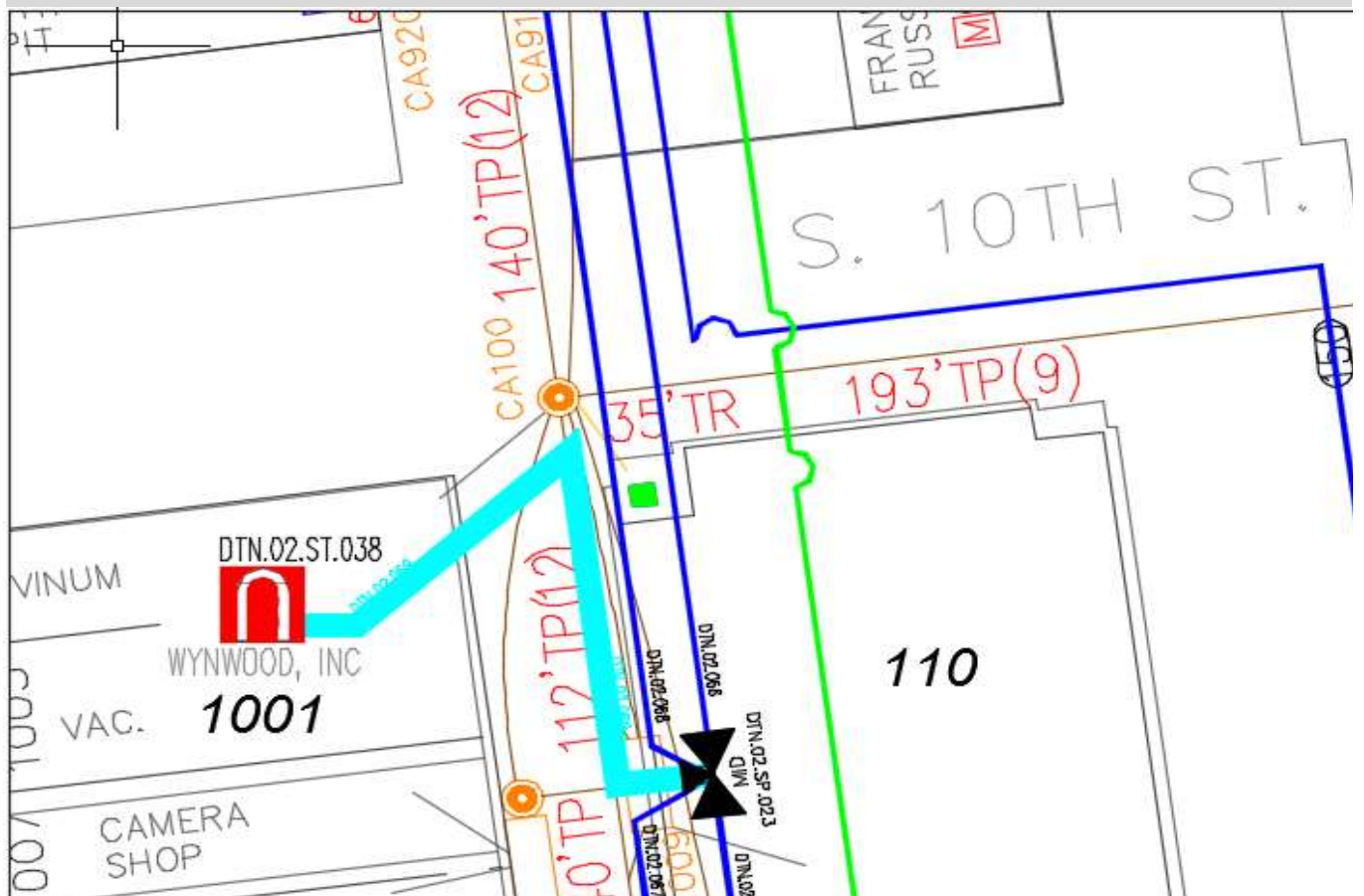
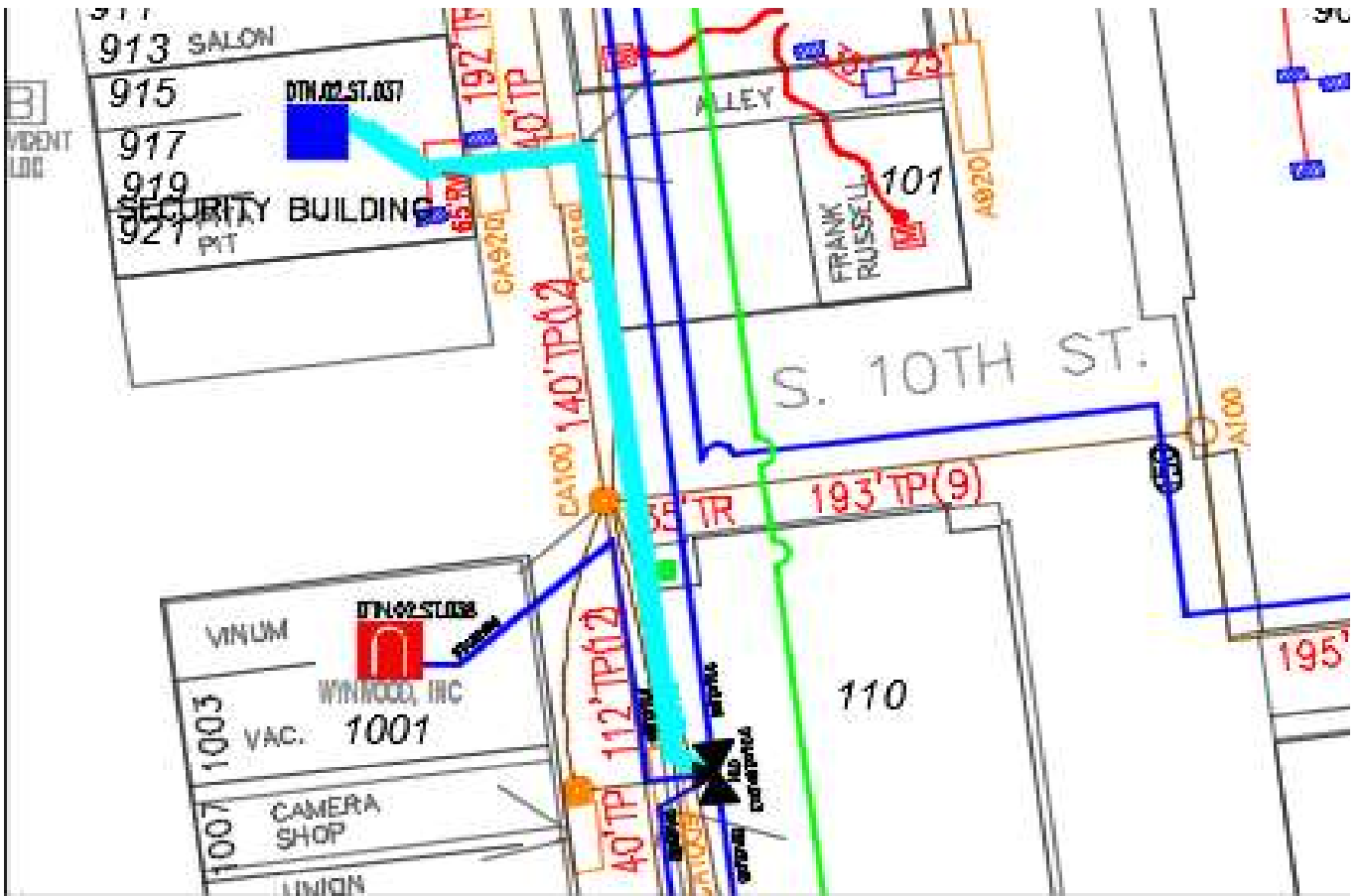


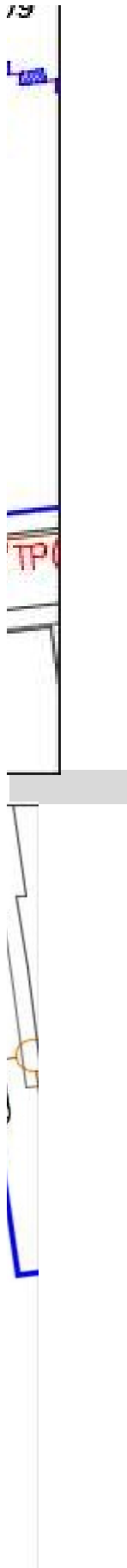




| | |
|------------------|-------------------------------|
| Starting Pole # | UG |
| Starting Address | 110 Court "A" |
| Ending Address | 917 Pacific Avenue |
| Footage | 450 |
| Notes | Downtown Vault |
| | Network - Power Crew Required |

| | |
|------------------|-------------------------------|
| Sheath | DTN.02.069 |
| Count | 12 |
| Starting Pole # | <u>UG</u> |
| Starting Address | 110 Court "A" |
| Ending Address | 1001 Pacific Avenue |
| Footage | 300 |
| Notes | Downtown Vault |
| | Network - Power Crew Required |



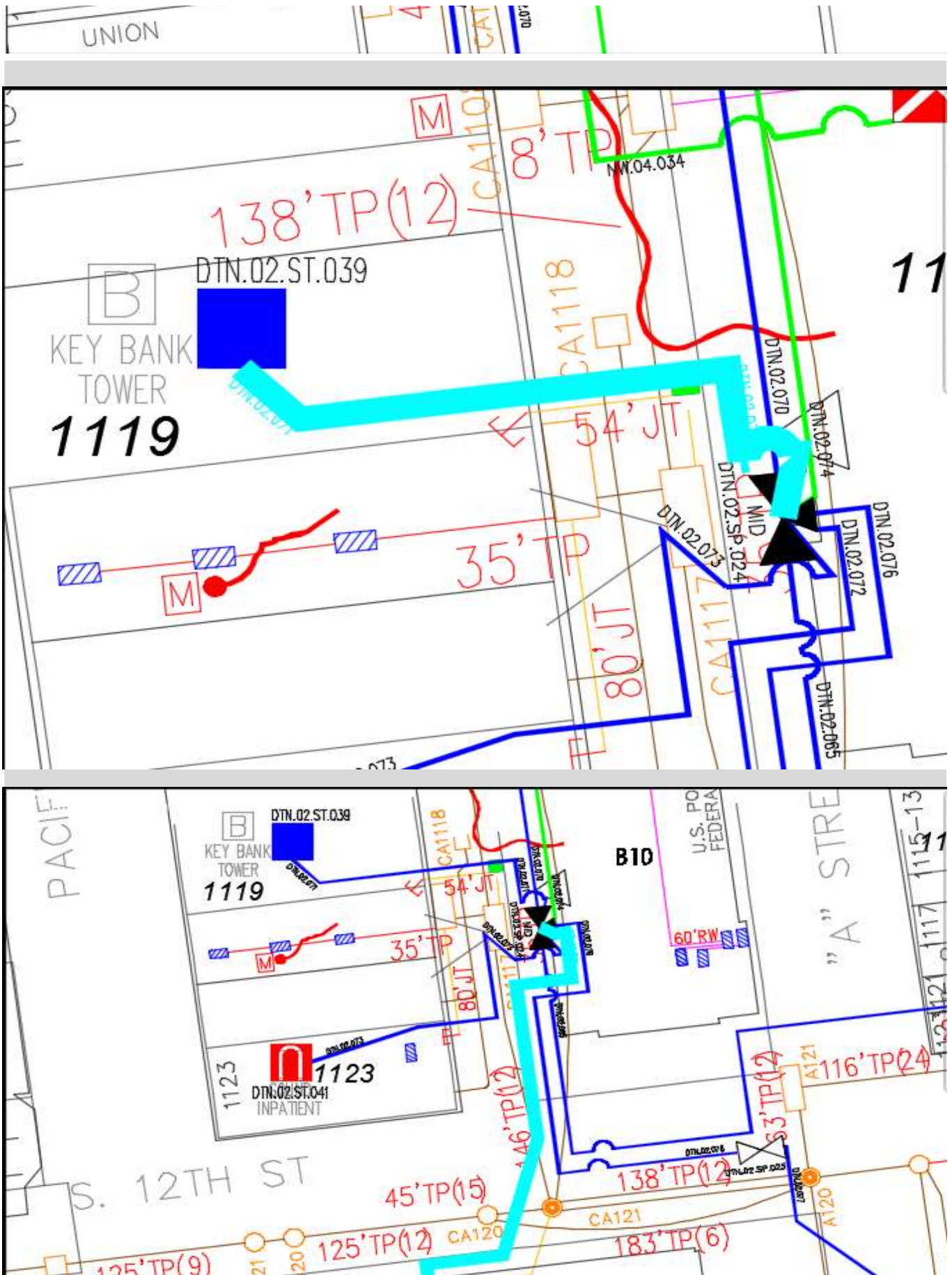







| | |
|------------------|-------------------------------|
| Sheath | DTN.02.071 |
| Count | |
| Starting Pole # | UG |
| Starting Address | 1102 Court "A" |
| Ending Address | 1119 Pacific Avenue |
| Footage | 224 |
| Notes | Downtown Vault |
| | Network - Power Crew Required |

| | |
|------------------|-------------------------------|
| Sheath | DTN.02.072 |
| Count | 12 |
| Starting Pole # | UG |
| Starting Address | 1102 Court "A" |
| Ending Address | 1201 Pacific Ave |
| Footage | 642 |
| Notes | Downtown Vault |
| | Network - Power Crew Required |



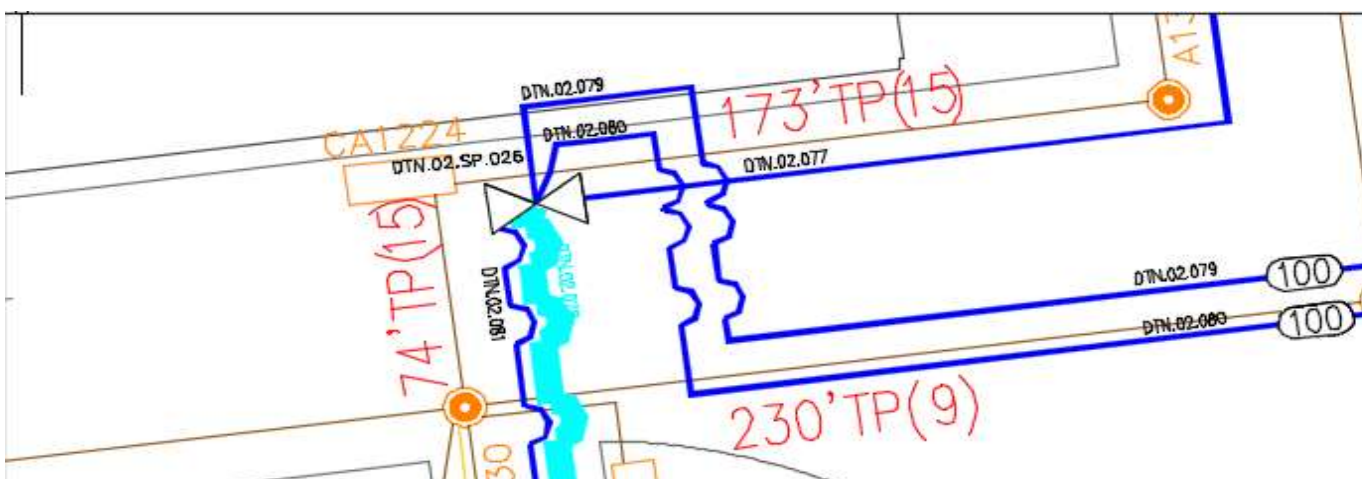
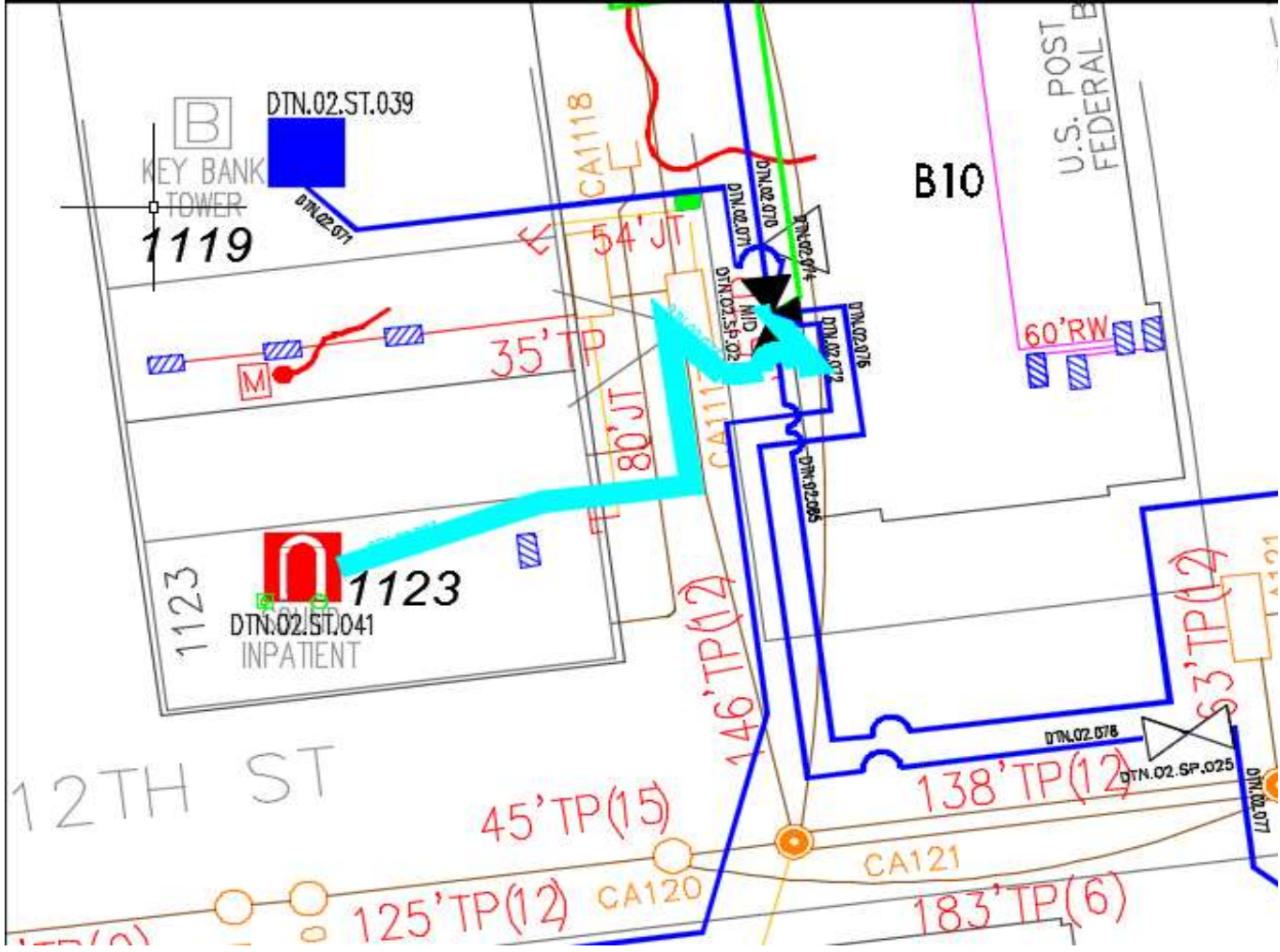
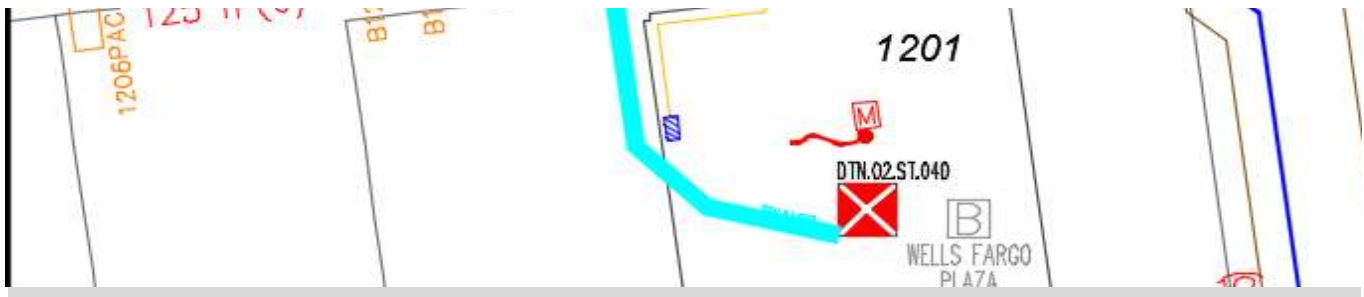




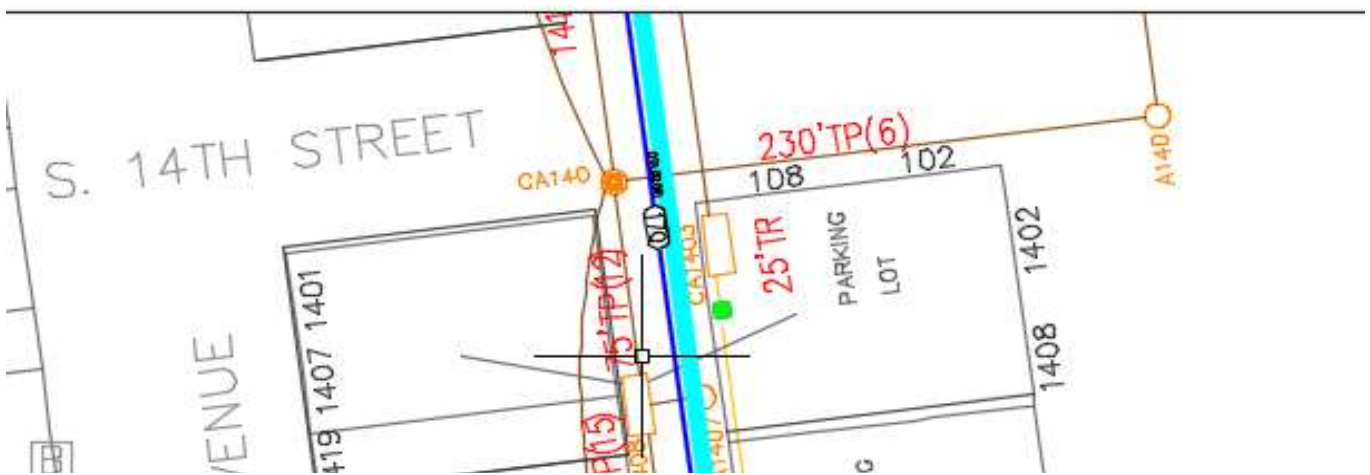


| | |
|------------------|-------------------------------|
| Sheath | DTN.02.073 |
| Count | 24 |
| Starting Pole # | UG |
| Starting Address | 1102 Court "A" |
| Ending Address | 1123 Pacific Ave |
| Footage | 404 |
| Notes | Downtown Vault |
| | Network - Power Crew Required |

| | |
|------------------|-------------------------------|
| Sheath | DTN.02.078 |
| Count | 24 |
| Starting Pole # | <u>UG</u> |
| Starting Address | 1224 Court "A" |
| Ending Address | 1441 Court "A" |
| Footage | 898 |
| Notes | Downtown Vault |
| | Network - Power Crew Required |







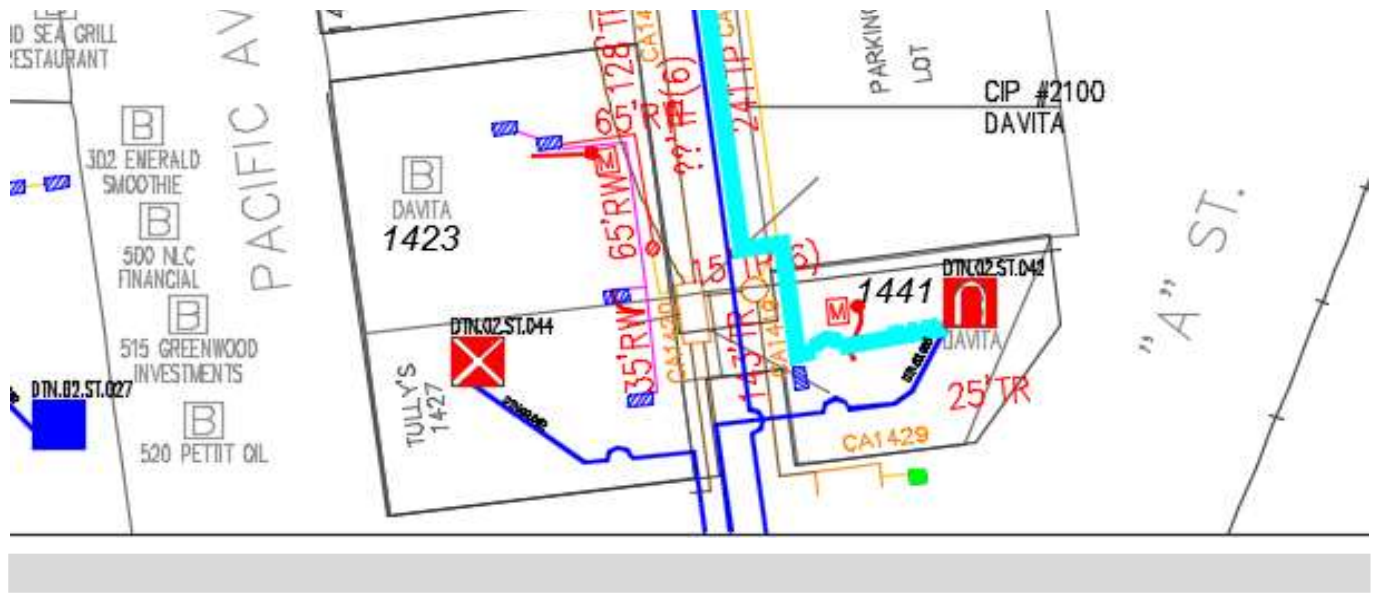



| | |
|------------------|-------------------------------|
| Sheath | DTN.02.079 |
| Count | 12 |
| Starting Pole # | UG |
| Starting Address | 1224 Court "A" |
| Ending Address | 1301 "A" St |
| Footage | 752 |
| Notes | Downtown Vault |
| | Network - Power Crew Required |

| | |
|------------------|----------------|
| Sheath | DTN.02.080 |
| Count | 24 |
| Starting Pole # | UG |
| Starting Address | 1224 Court "A" |
| Ending Address | 1301 "A" St |
| Footage | 752 |

IKELI







Notes

Downtown Vault

Network - Power Crew Required

Sheath

DTN.02.082

Count

24

Starting Pole #

UG

Starting Address

15th St.& Court "A"

Ending Address

1423 Pacific Ave

Footage

250

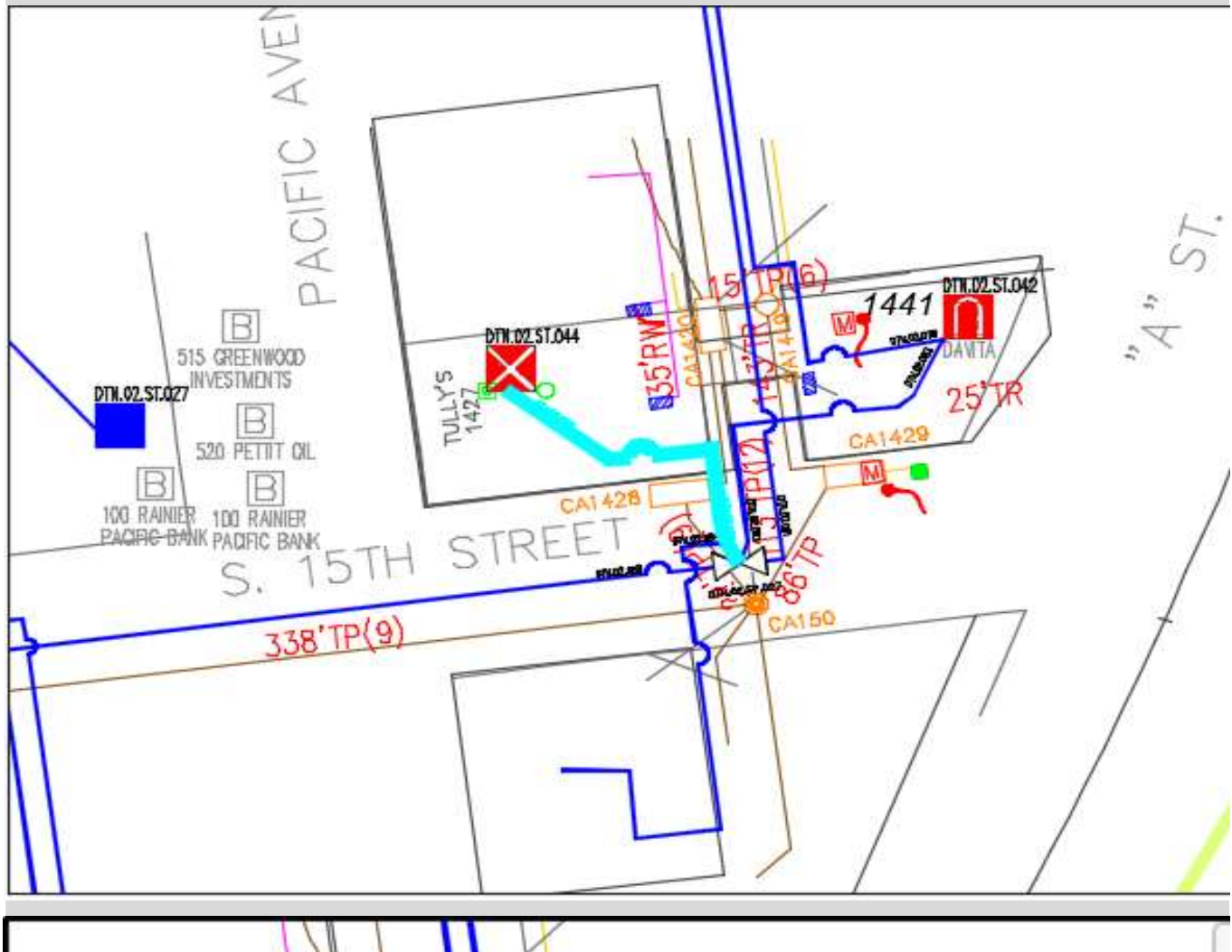
Notes

Downtown Vault

Network - Power Crew Required

Sheath

DTN.02.083



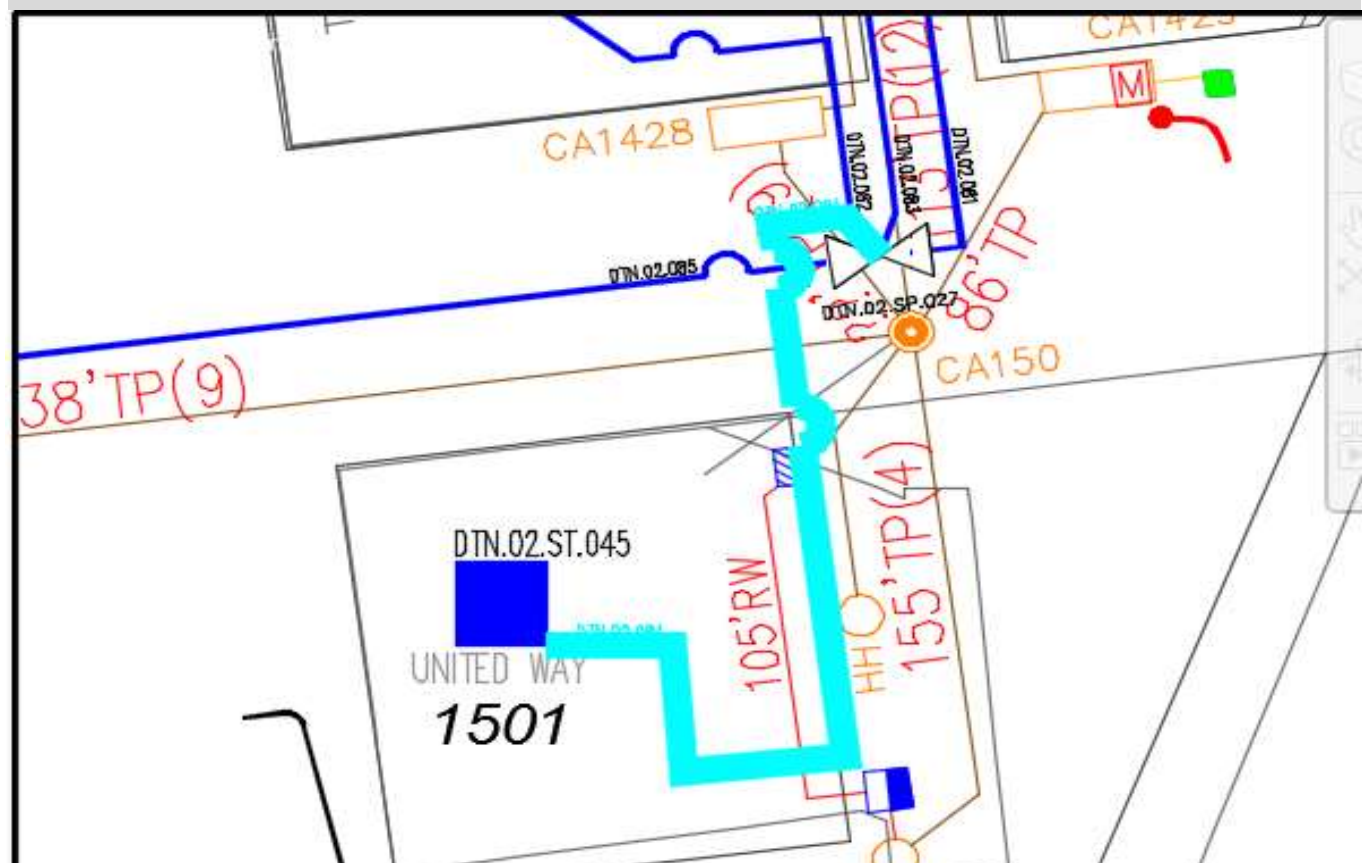
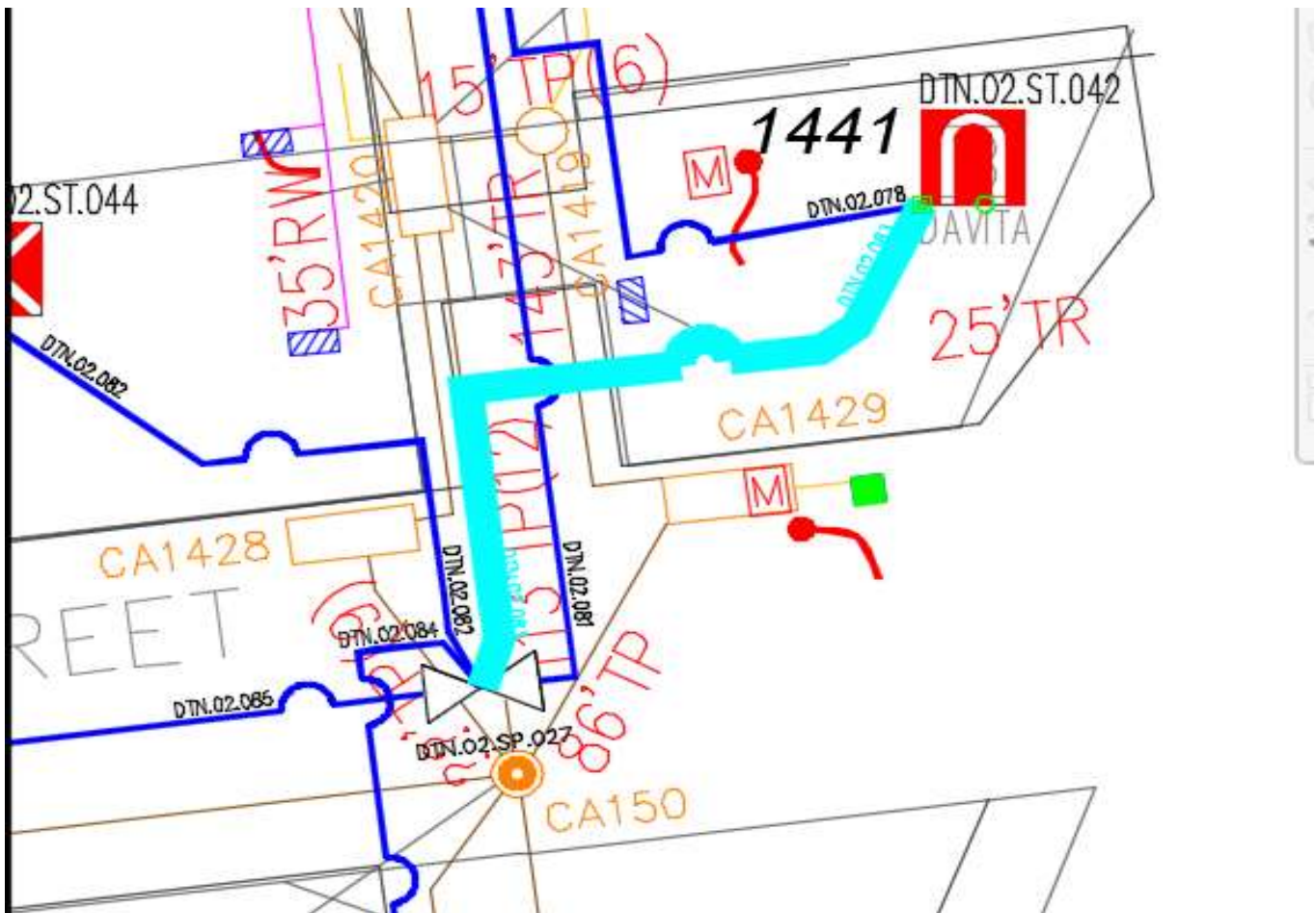







| | |
|------------------|-------------------------------|
| Count | 12 |
| Starting Pole # | UG |
| Starting Address | 15th St.& Court "A" |
| Ending Address | 1441 Court "A" |
| Footage | 402 |
| Notes | Downtown Vault |
| | Network - Power Crew Required |

| | |
|------------------|-------------------------------|
| Sheath | DTN.02.084 |
| Count | 36 |
| Starting Pole # | UG |
| Starting Address | 15th St.& Court "A" |
| Ending Address | 1501 Pacific Ave |
| Footage | 270 |
| Notes | Downtown Vault |
| | Network - Power Crew Required |



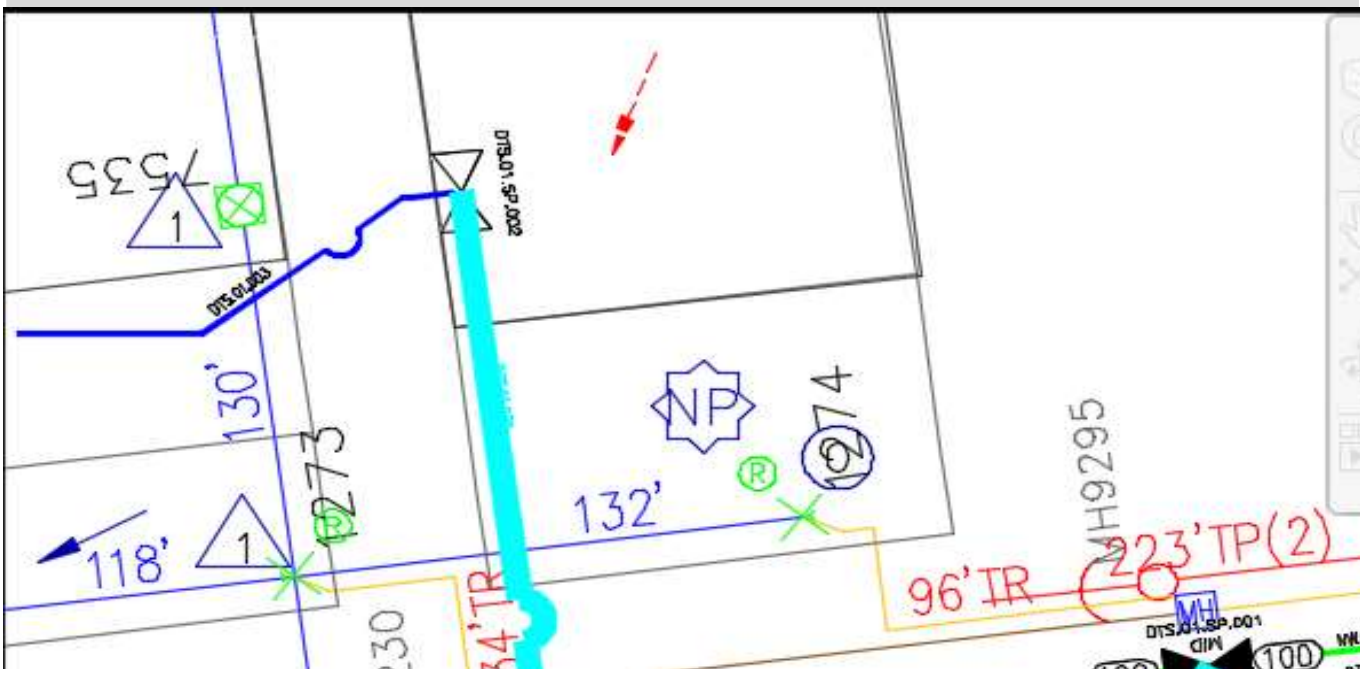
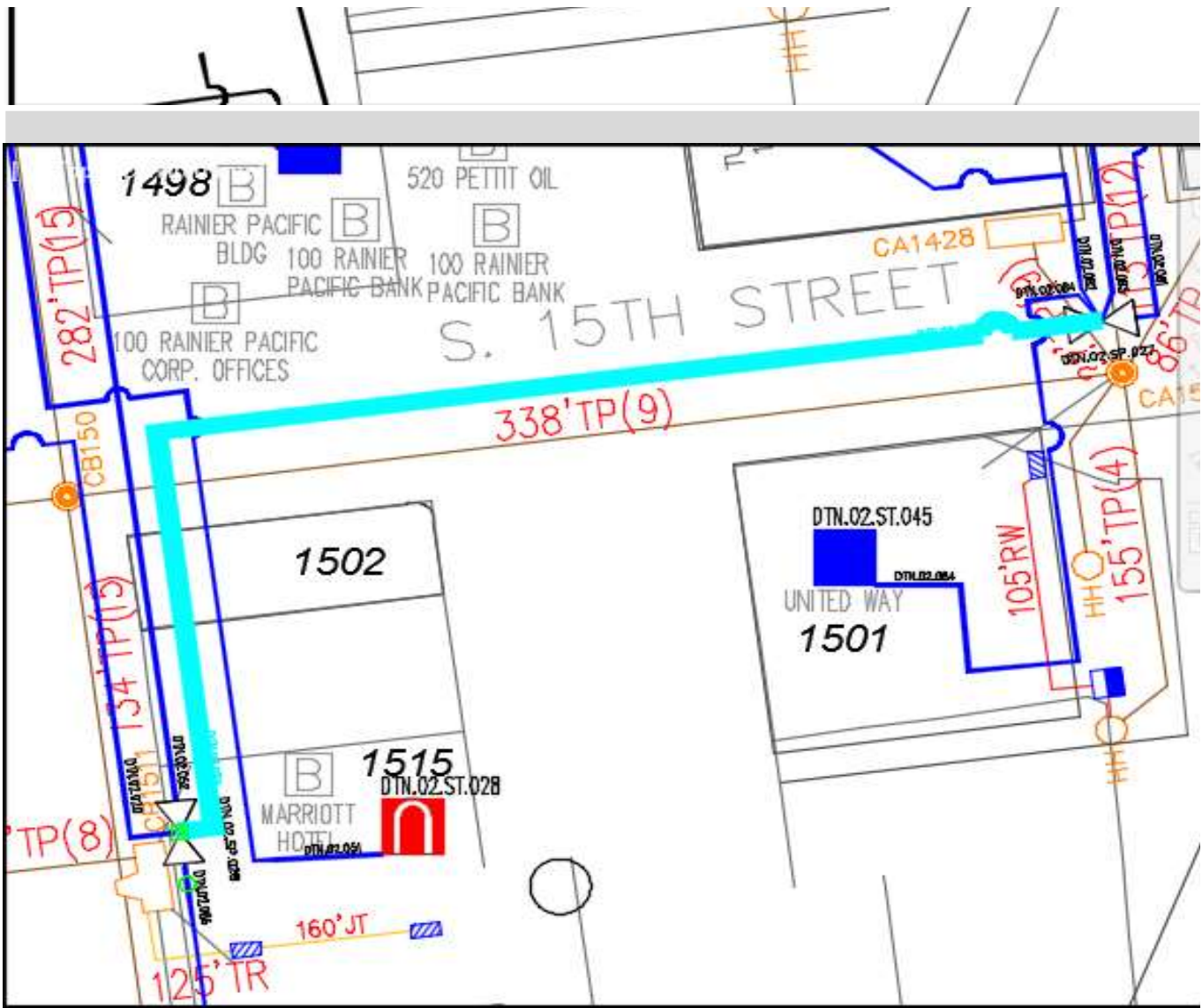









| | |
|------------------|-------------------------------|
| Sheath | DTN.02.085 |
| Count | 144 |
| Starting Pole # | UG |
| Starting Address | 15th St.& Court "A" |
| Ending Address | 1511 Court "B" |
| Footage | 650 |
| Notes | Downtown Vault |
| | Network - Power Crew Required |

| | |
|------------------|--------------------------------|
| Sheath | DTS.01.002 |
| Count | 24 |
| Starting Pole # | 7535 |
| Starting Address | 2215 Pacific Ave (In Alley) |
| Ending Address | So.23rd & "A" St. (In Manhole) |
| Footage | 618 |
| Notes | Downtown Vault |
| | Network - Power Crew Required |









| | |
|------------------|-----------------------------|
| Sheath | DTS.01.003 |
| Count | 12 |
| Starting Pole # | 7535 |
| Starting Address | 2215 Pacific Ave (In Alley) |
| Ending Address | 2215 Pacific Ave |
| Footage | 146 |
| Notes | |

| | |
|------------------|-------------------------------|
| Sheath | DTS.01.005 |
| Count | 12 |
| Starting Pole # | UG |
| Starting Address | 1705 Dock Street |
| Ending Address | 1709 Dock Street |
| Footage | 774 |
| Notes | Downtown Vault |
| | Network - Power Crew Required |

32



32







| | |
|------------------|------------------|
| Sheath | DTS.01.006 |
| Count | 12 |
| Starting Pole # | UG |
| Starting Address | 1705 Dock Street |
| Ending Address | 1927 DOCK ST |
| Footage | 1188 |
| Notes | |

| | |
|------------------|----------------|
| Sheath | DTS.01.014 |
| Count | 6 |
| Starting Pole # | 22006 |
| Starting Address | 320 E. 26th St |
| Ending Address | 314 E. 26th St |
| Footage | 67 |
| Notes | |



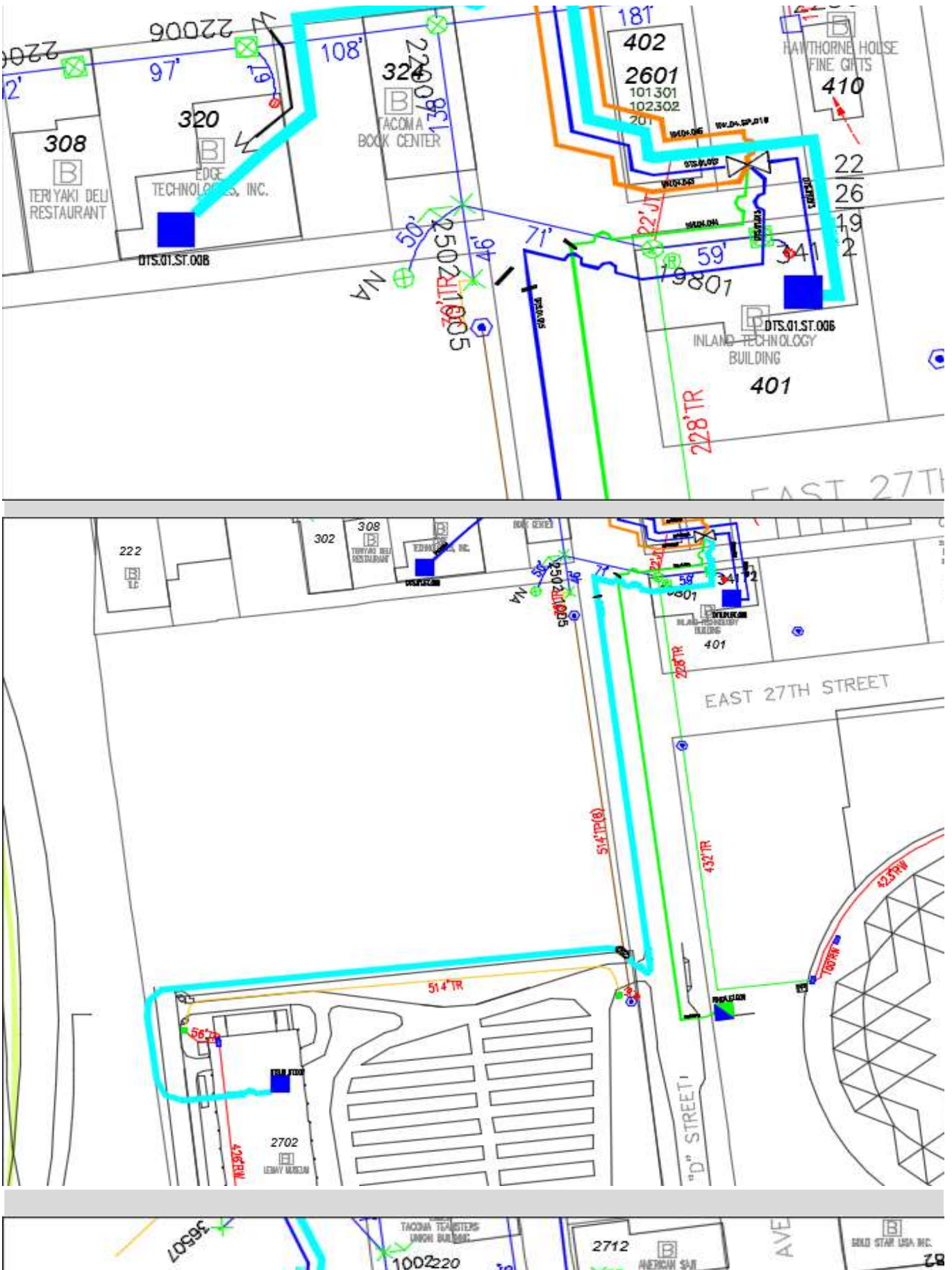







| | |
|------------------|-----------------|
| Sheath | DTS.01.015 |
| Count | 12 |
| Starting Pole # | 1005 |
| Starting Address | 2616 E. "D" St. |
| Ending Address | 2702 E "D" St |
| Footage | 1133 |
| Notes | |

| | |
|--------|------------|
| Sheath | DTS.01.017 |
| Count | 36 |





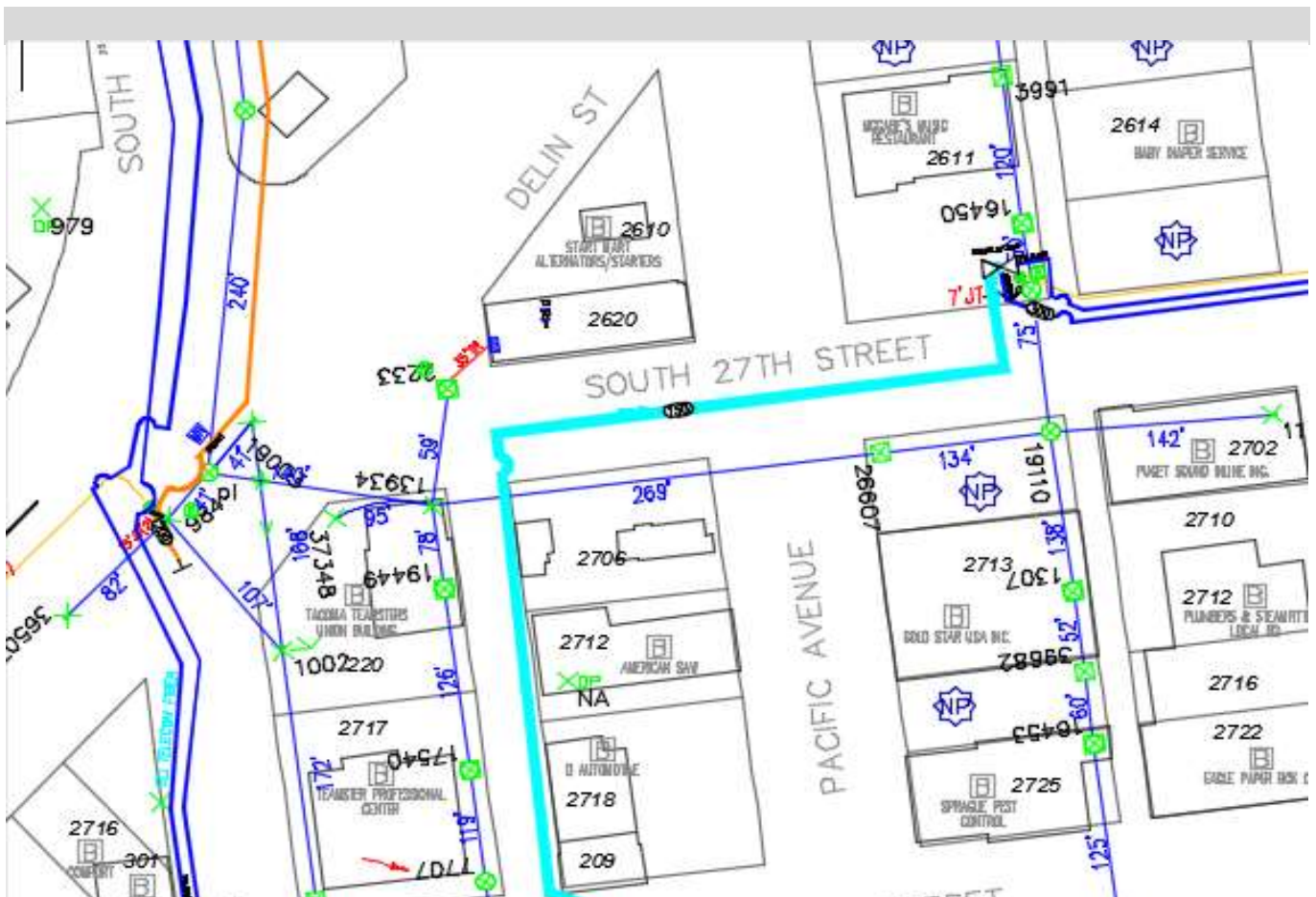




| | |
|------------------|-----------------|
| Starting Pole # | 1002 |
| Starting Address | 220 S. 27th St. |
| Ending Address | 215 S. 29th St. |
| Footage | 554 |
| Notes | |

| | |
|------------------|--------------------|
| Sheath | DTS.01.018 |
| Count | 36 |
| Starting Pole # | 37666 |
| Starting Address | 215 S. 29th St. |
| Ending Address | 2611 Pacific Ave S |
| Footage | 1883 |
| Notes | |

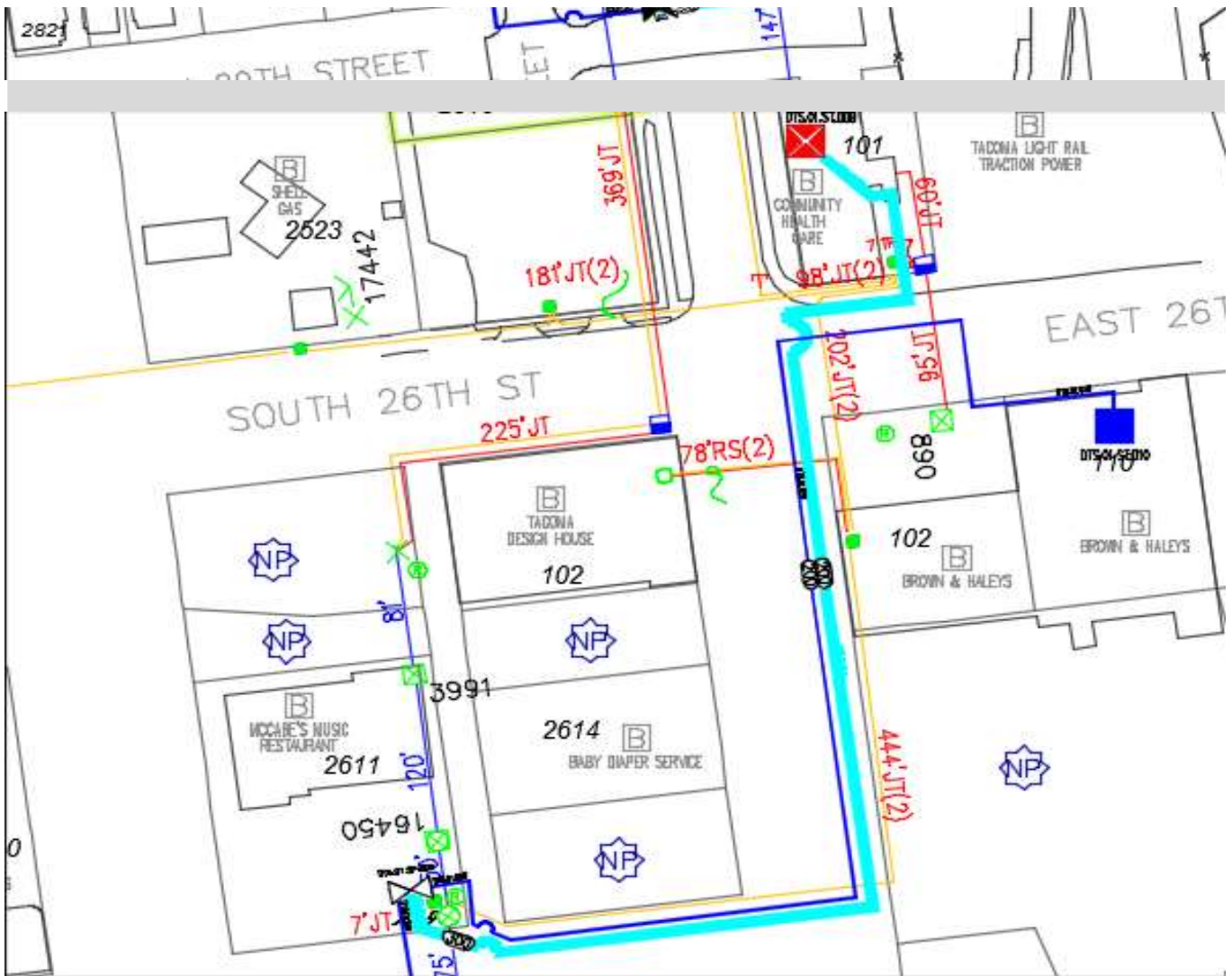







| | |
|------------------|--------------------|
| Sheath | DTS.01.019 |
| Count | 24 |
| Starting Pole # | NT |
| Starting Address | 2611 Pacific Ave S |
| Ending Address | 101 East 26th St |
| Footage | 1202 |
| Notes | |

| | |
|------------------|--------------------|
| Sheath | DTS.01.020 |
| Count | 12 |
| Starting Pole # | NT |
| Starting Address | 2611 Pacific Ave S |
| Ending Address | 110 E 26th St. |
| Footage | 1362 |
| Notes | |









85



DTN.01.008

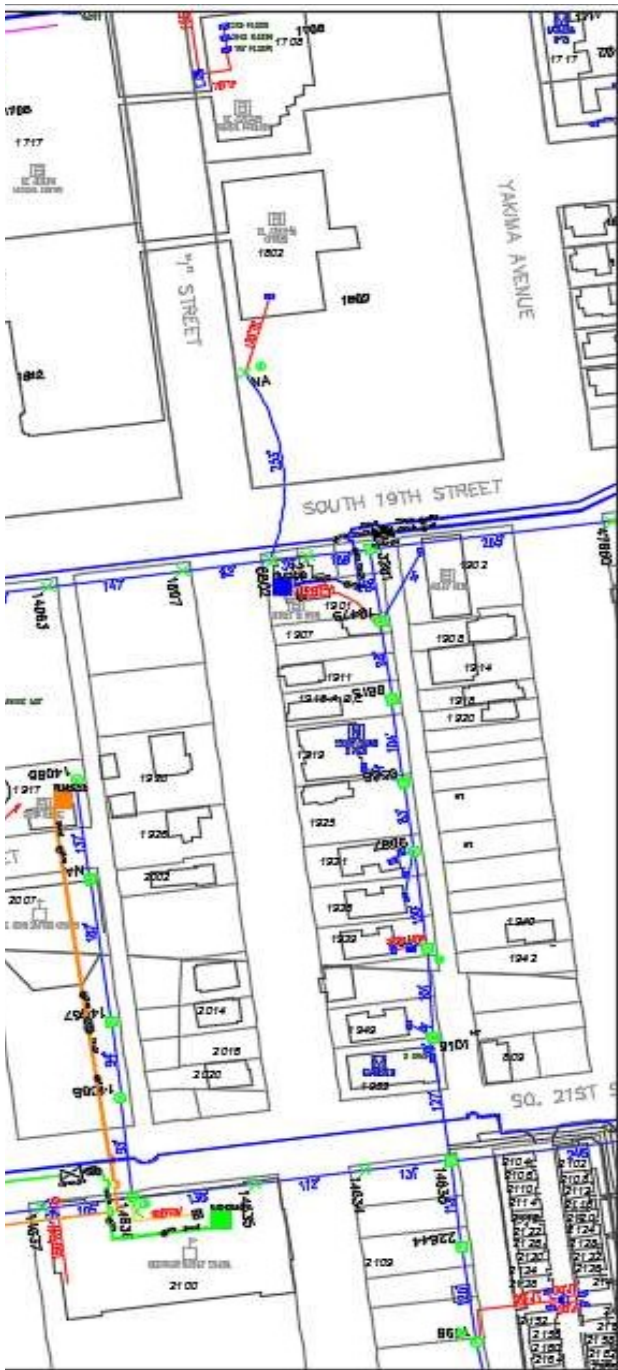


DTN.01.014

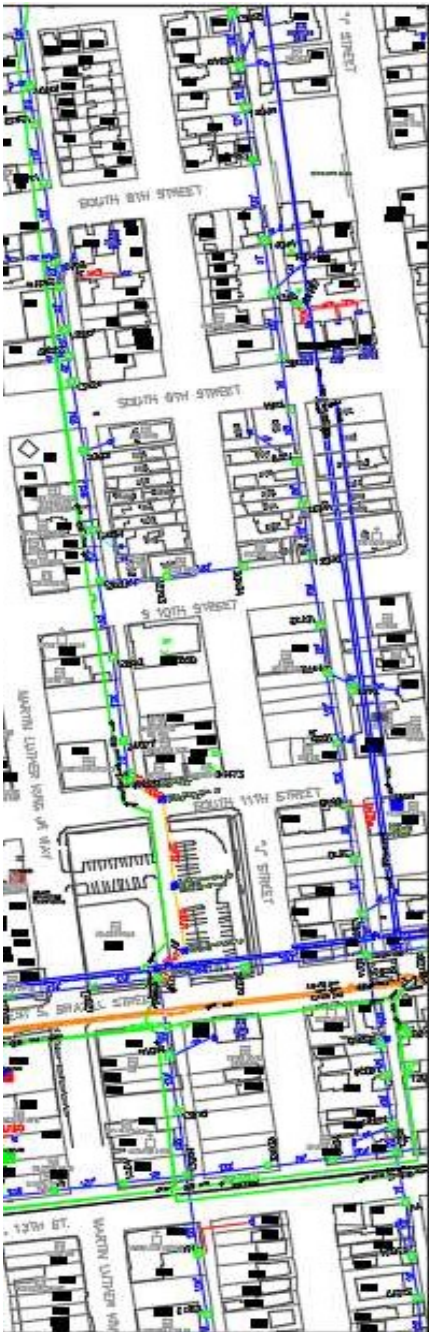




DTN.01.029







UNITED STATES OF AMERICA

The State of  Washington

Secretary of State

I, **KIM WYMAN**, Secretary of State of the State of Washington and custodian of its seal, hereby issue this certificate that according to records on file in this office, trademark:

CLICK! CABLE TV

registered in the State of Washington to

CITY OF TACOMA

with home jurisdiction of (if any) WASHINGTON and business address of (if any) 3628 S 35TH ST, TACOMA, WA 98409, USA

I certify that such trademark with registration # 54077 was issued on 07/07/2010 and will expire on 07/07/2015.

I further certify that the classification number(s) of the trademark is/are 41 and the actual goods or services with which the trademark is used are: 41 - Education & Entertainment.

The date the trademark was first used anywhere is 01/01/2009 and the date the trademark was first used in Washington is 01/01/2009.



Given under my hand and the Seal of the State of Washington at Olympia, the State Capital

Kim Wyman, Secretary of State

Date Issued: 08/21/2019

Click! is the cable TV service satisfaction leader. A division of Tacoma Power, Click! Network is a local company dedicated to local needs. Through Click! Cable TV, we deliver all the cable channel variety you want, better customer service from conscientious local experts and simple, straightforward plans.

We give local residents the best possible blend of reliability, accountability and value for their dollar.

CLICK!, THE BRAND

In our ongoing efforts to demonstrate the inherent value that Click! has to offer, we have focused on reshaping our brand. In doing so, we have created a strategy that will allow us to build our awareness and our customer base. We have always focused on quality and service and will continue to do so. The cornerstone to this new strategy is to adequately and accurately deliver this message to our customers, both new and existing. We are truly a local company that can deliver programming that is on par with the big cable companies and can offer unique regional programming they cannot. Not only can we deliver a quality product, but we can deliver it at a lower price point. We are THE local choice for cable, in quality, service and price.

In order to solidify this message to our customers, we are adding new layers to the Click! brand. The first step is creating the branded service Click! Cable TV. This provides clear messaging about who and what Click! is, and is the first step in a series of branded services and ultimately an umbrella brand for Click! The road map below will provide insight into where Click!, the brand, is headed.

DIVISION OF PUBLIC UTILITY




CURRENTLY IN USE.
MAINTAIN FOR B2B-LEVEL CORRESPONDENCE AND "CORPORATE"-LEVEL COMMUNICATIONS

POTENTIAL UMBRELLA BRAND FOR SERVICES



STEP 2.
SUITE OF SERVICES
 BUILD OUT A BRANDED UMBRELLA BRAND THAT COVERS THE SUITE OF SERVICES.
 THIS UMBRELLA BRAND WILL ALLOW FOR EFFORTS THAT ARE FOCUSED AROUND POTENTIAL BUNDLED SERVICE OFFERINGS AND SOLUTIONS.

BRANDED SERVICE IMMEDIATE NEED



POSSIBLE FUTURE BRANDED SERVICES



STEP 1.
THE "SHORTCUT"
 BUILD OUT BRANDED SERVICE LINE FIRST WITH CLICK! CABLE TV AS THE LEAD SERVICE OFFERING.
 THIS PROVIDES THE "SHORTCUT" TO THE "WHO" AND "WHAT" WE ARE. FIRMLY ESTABLISH THE "CLICK!" BRAND PRESENCE.

CLICK! NETWORK CORPORATE IDENTITY

The identity shown below represents the corporate identity of Click! Network. The Click! Network corporate identity (shown here in positive and reverse) should be the first choice for any company wide communications such as business papers, fax forms, payroll, etc. If space is limited, alternate versions (shown on pages C.3 and C.4) may be used.



SPECIFICATIONS

CLICK! NETWORK CORPORATE IDENTITY

Size

This is the preferred version of the Click! Network corporate identity. It can be used at any size 1" in width or greater.

Clear space

A clear space should be maintained around the identity. The size of this area depends on the size of the identity in a given application. A distance equal to the width of the top of the "exclamation point" (indicated by "x"—see diagram) should be maintained on all sides.

Color

The Click! Network corporate identity uses PMS 2593 and black. This identity should be used only on white or very light backgrounds. When the identity appears on a colored background, the one-color version should be used (see page C.3).

CLICK! NETWORK CORPORATE IDENTITY, REVERSED

When the Click! Network corporate identity appears on a black or very dark background, the reversed version should be used for maximum readability.

CLICK! NETWORK CORPORATE IDENTITY

When the Click! Network corporate identity appears on a photograph or on a colored field, or when printing limitations make it necessary, the one-color version should be used. The one-color identity can be used in either black or white (no other colors), whichever provides the higher contrast against the background.



CLICK! NETWORK
T A C O M A P O W E R



CLICK! NETWORK
T A C O M A P O W E R



CLICK! NETWORK
T A C O M A P O W E R


SPECIFICATIONS

ONE-COLOR CLICK! NETWORK CORPORATE IDENTITY

Note that when the Click! Network corporate identity appears in only one color, all artwork is solid color (there are no halftones).

**HORIZONTAL CLICK! NETWORK CORPORATE IDENTITY
(LOGOTYPE ONLY)**

In situations where the primary Click! Network corporate identity will not work, the horizontal configuration may be used, either on its own or in conjunction with the logo mark (see page C.7).



SPECIFICATIONS

Size
This identity may be used at any size 1" in width or greater.

Clear space
Maintain a clear space equal to the height of the "Click! Network" logotype (indicated by "x"—see diagram) on all sides.

Color
This identity uses PMS 2593 and black. It should be used only on white or very light backgrounds. When it appears on a black or very dark background, the reversed version should be used for maximum readability. When the identity appears on a colored background, the one-color version should be used.

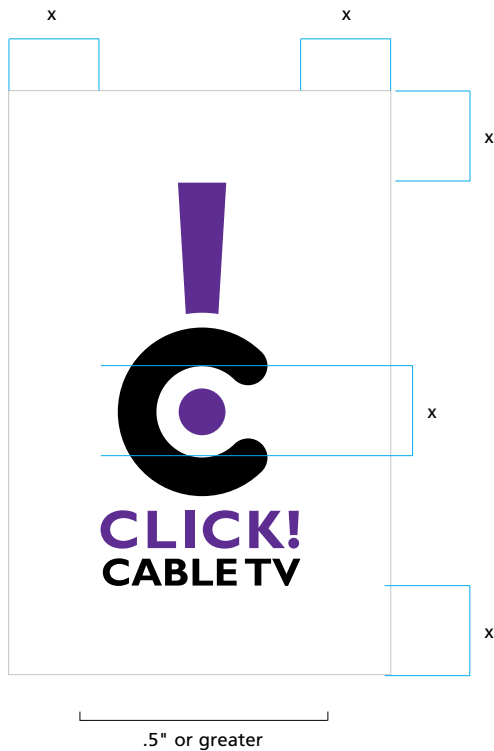
**Introducing our new branded
service: Click! Cable TV**



CLICK! CABLE TV IDENTITY

The identity shown below represents the core brand of Click! Cable TV. All offers and product lines within Click! Cable TV should use this identity.

The Click! Cable TV identity in positive and reverse should be the first choice for any given application. The one-color identity is the second choice.



SPECIFICATIONS

CLICK! CABLE TV IDENTITY

Size

This is the preferred version of the Click! Cable TV identity. It can be used at any size .5" in width or greater.

Clear space


A clear space should be maintained around the identity. The size of this area depends on the size of the identity in a given application. A distance equal to the height of the center negative space of the "C" (indicated by "x"—see diagram) should be maintained on all sides.

Color

The Click! Cable TV identity uses PMS 2593 and black. This identity should be used only on white or very light backgrounds. When the identity appears on a colored background, the one-color version should be used.


CLICK! CABLE TV IDENTITY, REVERSED

When the Click! Cable TV identity appears on a black or very dark background, the reversed version should be used for maximum readability.



CLICK! CABLE TV IDENTITY

The horizontal Click! Cable TV identity (shown here in positive and reverse) is an alternative to the preferred vertical version.



SPECIFICATIONS

CLICK! CABLE TV IDENTITY

Size

This is the horizontal version of the Click! Cable TV identity. It can be used at any size .75" in width or greater.

Clear space


A clear space should be maintained around the identity. The size of this area depends on the size of the identity in a given application. A distance equal to the height of the center negative space of the "C" (indicated by "x"—see diagram) should be maintained on all sides.

Color

The Click! Cable TV identity uses PMS 2593 and black. This identity should be used only on white or very light backgrounds. When the identity appears on a colored background, the one-color version should be used.


CLICK! INTERNET IDENTITY, REVERSED

When the Click! Cable TV identity appears on a black or very dark background, the reversed version should be used for maximum readability.



CLICK! LOGO—MARK ONLY

The Click! logo mark may be separated from the logotype for the purpose of creating engaging artwork, animations, or for layout considerations. Because the logo mark does not incorporate the name of the company, it is important that it be accompanied by either the full Click! Network identity (page C.6), the logotype (page C.4) or one of the branded services identities somewhere in the layout.



SPECIFICATIONS

Size

The Click! logo mark may be used at any size $\frac{3}{8}$ " in height or greater.

Clear space

Maintain a clear space equal to the top of the "exclamation point" (indicated by "x"—see diagram) on all sides.

Color

This identity uses PMS 2593 and black. It should be used only on white or very light backgrounds. When it appears on a black or very dark background, the reversed version should be used for maximum readability. When the identity appears on a colored background, the one-color version should be used.

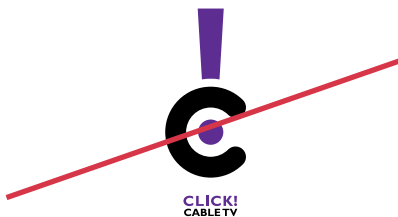


Rotation

The Click! logo mark may be rotated to create interesting and engaging layouts, or for animations, but it is important to follow these guidelines when doing so:

1. When the rotated mark appears on its own (not part of a series or animation), the rotation angle should fall between $\pm 25^\circ$ and $\pm 50^\circ$ (see diagram).
2. When rotated and cropped, the logo mark should maintain enough of its original form to be recognized easily. (See business cards, page C.19, for an example.)
3. When animated, or used in a series, the mark may be rotated to any angle.

UNACCEPTABLE USES OF CLICK! NETWORK IDENTITIES

The different Click! Network identities allow for a wide variety of uses. However, to present a consistent image of Click! Network, Click! Cable TV and Tacoma Public Utilities, it is important to use the identities properly. Below are some examples of unacceptable use of the identities. If you have any questions about proper use, please contact the Graphics section.



SPECIFICATIONS

Incorrect scaling

The identities should never be stretched vertically or horizontally.

Incorrect background

The color versions of the Click! Network identities should never appear on fields of color. When an identity must appear on a colored background, use the one-color version.

Incorrect color

The Click! Network identities should only appear in the color configurations shown previously. Never substitute other colors for any part of the identity.

Incorrect rotation

Do not rotate the Click! Network identities (logo mark and logotype together).

Incorrect configuration

The Click! Network identities should only appear in the configurations shown previously.

POSITIONING LINE

The positioning statement is a key element in establishing Click! Cable TV as a competent local choice. When used in tandem with the Click! Cable TV identity, and Click! offers, it provides an additional layer of reinforcement in the consumer's mind to choose Click!.

Your local choice.

Preferred color PMS Cool Gray 11. Positioning line minimum size is 7 pt. or .75".

Your local choice.


Alternate color PMS 2593.

Your local choice.

Alternate color black.

Your local choice.

Alternate color white.



SPECIFICATIONS

POSITIONING LINE

Size

There is no specific point size for the positioning line as it will vary per the communication material created. There is a minimum point size of 7 pt.

Clear space

There is no specific clear space dedicated to the positioning line, but it should follow any recommended clear space requirements for the Click! Cable TV identity or third party logos.

Color

The positioning can be used in multiple color options depending on the communication material created. The preferred color is PMS Cool Gray 11 or 75% tint of black on a white background.

The alternate colors for the positioning line are PMS 2593 and black. These colors should only be used when the positioning line is not in close proximity to a Click! branded service logo, such as Click! Cable TV. Additionally, these colors should be used only on white or very light backgrounds. When it appears on a black or very dark background, the reversed version should be used for maximum readability.

Size relationship

The positioning line has a size relationship that maps to the size of the Click! branded service logo as illustrated to the left. It should never be larger than the cap height of "CLICK!" when used in close proximity of the logo. When it is used separately, it has no set maximum size. In all cases the minimum size for the positioning line always applies.

COLOR

The color palette for the Click! brand is focused on delivering maximum impact through owning the color purple. The primary color is PMS 2593 or the Click! purple blend. These colors should be used whenever possible to help build equity into the brand. There is a secondary palette that can be used for accent colors.


PRIMARY PALETTE



Click! Purple
PMS 2593
c79 m100 y100 k0
r102 g51 b153



Click! Gray
PMS Cool Gray 11
c0 m0 y0 k75
r102 g102 b102



Click! Black
PMS Black
c0 m0 y0 k100
r0 g0 b0




Light Purple
PMS 2563
c41 m55 y100 k0
r178 g153 b204




Dark Purple
PMS 2593
c79 m100 y100 k0
r102 g51 b153

SECONDARY PALETTE— WEB SITE ONLY



Orange
PMS 180
c0 m50 y98 k3
r233 g143 b7



Teal
PMS 621
c15 m5 y8 k0
r218 g230 b231

BRAND ELEMENTS

CLICK! CABLE TV SUPPORTING GRAPHICS

There are several elements that are used to create the Click! Cable TV brand presence. These elements include a Mt. Rainier illustration, vibrant purple blend of color, a cable, and distinctive typographic treatments. These elements provide a flexible canvas in which to create compelling, offer-centric advertisements and communication materials with strong continuity.



SPECIFICATIONS

CLICK! PURPLE BLEND

The Click! purple blend is one of the key supporting graphics. It provides a strong backdrop for messaging, and a cohesive visual bond between all Click! communications. The strength of the new Click! purple should be leveraged whenever possible.

MT. RAINIER ILLUSTRATION

The Mt. Rainier illustration is an optional supporting graphic. This element provides an additional visual layer that ties back to the local community and region. It should only appear in a subtle fashion and never conflict with the primary messaging or offer. It should be used as a layer on top of the Click! purple blend. The layer setting is set to "Screen" and has a transparency of 60-80%.

CLICK! CABLE ILLUSTRATION

The Click! cable graphic is an optional supporting graphic. This element provides a strong visual link to the cable industry vertical, while also functioning as a layout tool. The cable provides a clean break between the purple background and the signoff area for other key elements such as the positioning line or logo.

The cable has a black shadow set to 65% with a blur of .1 inch.

An alternate graphic with the cable is the "cable box" graphic. This graphic creates a clean area for the logo. The graphic should bleed off the left or right side of the page or screen. If this is not possible it may bleed off from the top of the page or screen. The cable box has a rounded corner of 0.15 inch and a black shadow set to 65% with a blur with a range of .1 -.07 inch.

TYPOGRAPHY

Integrity, accountability and accessibility are the values inherent in the Tacoma Public Utilities brand. We want to project these qualities in our printed and electronic materials.

We are using Frutiger and Bembo—two classic, timeless, and easy-to-read type families—to establish hierarchy, to allow flexibility, and to maintain consistency in the presentation of information. To acquire the brand fonts, contact the Graphics section.

PRIMARY TYPE FAMILY: FRUTIGER

Use the typefaces in this family for headlines and short amounts of body copy. They may also be used for captions and for text callouts.

| | |
|---|---|
| <p>A B C D E F G H I J K L M N O P Q R S T U V W X Y Z
a b c d e f g h i j k l m n o p q r s t u v w x y z 1 2 3 4 5 6 7 8 9 0</p> | <p>Frutiger Light
Use this typeface for large headlines. Do not use it for large blocks of text or in very small point sizes.</p> |
| <p>A B C D E F G H I J K L M N O P Q R S T U V W X Y Z
a b c d e f g h i j k l m n o p q r s t u v w x y z 1 2 3 4 5 6 7 8 9 0</p> | <p>Frutiger Roman
Use this typeface for short headlines and for caption text. Use this typeface or Frutiger Bold in signage applications.</p> |
| <p><i>A B C D E F G H I J K L M N O P Q R S T U V W X Y Z
a b c d e f g h i j k l m n o p q r s t u v w x y z 1 2 3 4 5 6 7 8 9 0</i></p> | <p>Frutiger Italic
Use this typeface to stress certain words in headline or caption text.</p> |
| <p>A B C D E F G H I J K L M N O P Q R S T U V W X Y Z
a b c d e f g h i j k l m n o p q r s t u v w x y z 1 2 3 4 5 6 7 8 9 0</p> | <p>Frutiger Bold
Use this typeface for caption titles, text callouts, and small-type headlines. Do not use this weight of Frutiger for large-type headlines or for body text. Use this typeface or Frutiger Roman in signage applications.</p> |
| <p>A B C D E F G H I J K L M N O P Q R S T U V W X Y Z
a b c d e f g h i j k l m n o p q r s t u v w x y z 1 2 3 4 5 6 7 8 9 0</p> | <p>Frutiger Black
Use this typeface for special situations when the Bold weight is not heavy enough (for instance, when printing limitations require a heavier weight).</p> |

SECONDARY TYPE FAMILY: BEMBO

Use the typefaces in this family to change typographic emphasis—for example, to differentiate between headlines and body copy. Bembo, a serif type family, is more suitable for large blocks of text, but it may be used for headlines or captions when Frutiger would be unsuitable.

| | |
|---|---|
| <p>A B C D E F G H I J K L M N O P Q R S T U V W X Y Z
a b c d e f g h i j k l m n o p q r s t u v w x y z 1 2 3 4 5 6 7 8 9 0</p> | <p>Bembo Regular
Use this typeface mainly for large blocks of text.</p> |
| <p><i>A B C D E F G H I J K L M N O P Q R S T U V W X Y Z
a b c d e f g h i j k l m n o p q r s t u v w x y z 1 2 3 4 5 6 7 8 9 0</i></p> | <p>Bembo Italic, Old Style Figures
Use this typeface to separate and differentiate lines within body copy.</p> |
| <p>A B C D E F G H I J K L M N O P Q R S T U V W X Y Z
1 2 3 4 5 6 7 8 9 0</p> | <p>Bembo Small Caps
Use small capitals for text callouts and for headlines when Frutiger doesn't produce the desired visual effect.</p> |
| <p>A B C D E F G H I J K L M N O P Q R S T U V W X Y Z
a b c d e f g h i j k l m n o p q r s t u v w x y z 1 2 3 4 5 6 7 8 9 0</p> | <p>Bembo Semibold, Old Style Figures
Use this typeface for caption headlines or small-type headlines when Frutiger doesn't produce the desired effect. Generally, this typeface should be used at small point sizes.</p> |
| <p>A B C D E F G H I J K L M N O P Q R S T U V W X Y Z
a b c d e f g h i j k l m n o p q r s t u v w x y z 1 2 3 4 5 6 7 8 9 0</p> | <p>Bembo Bold, Old Style Figures
Use this typeface for special situations when the Semibold weight is not heavy enough (for instance, when printing limitations require a heavier weight).</p> |

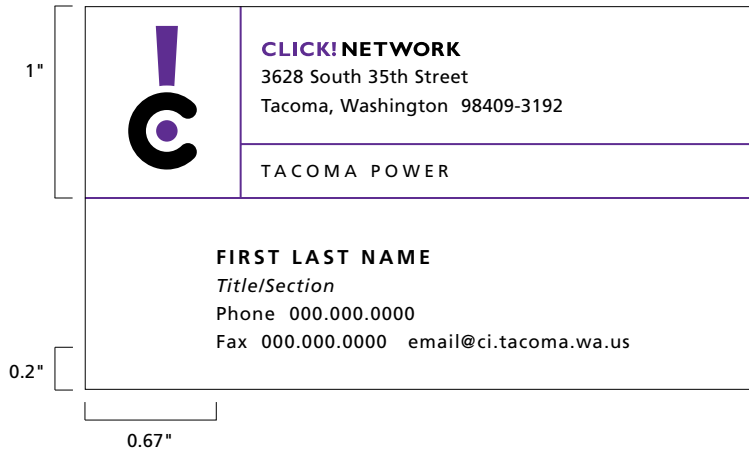
CLICK! NETWORK CORPORATE BUSINESS CARDS

To order Click! Network business cards, contact the Graphics section.

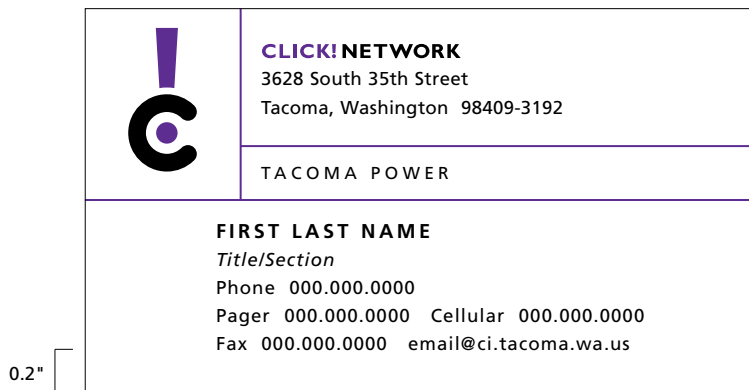
The address block will include the Click! Network logotype, appropriate street address, city, state, ZIP code and the "Tacoma Power" sign-off.

The employee block will include employee name, title and/or section (where applicable), telephone and fax numbers, and e-mail address. If necessary, up to two additional contact numbers can be listed.


4-LINE CONFIGURATION



5-LINE CONFIGURATION



BACK SIDE



SPECIFICATIONS

Size

2" x 3 1/2"

Color

The Click! Network corporate identity uses PMS 2593 U and black. All rules are PMS 2593 U; all type is black. The back of the card uses PMS 2593 U and black.

Paper

Approved paper stock is Gilbert Cover Recycled White Wove 80-lb.

Typography

"Click! Network"

Use logotype artwork.

Address

Font: Frutiger Roman

Point size: 7

Leading: 11

Tracking: 3

"Tacoma Power"

Font: Frutiger Roman, all caps

Point size: 6.5

Tracking: 45

Employee name

Font: Frutiger Bold, all caps

Point size: 7.5

Leading: 10.5

Tracking: 30

Title/Section

Font: Frutiger Italic

Point size: 7

Leading: 10.5

Tracking: 10

Contact information

Font: Frutiger Roman

Point size: 7

Leading: 10.5

Tracking: 10

Rules

Rule weight is .75 pt.

Logo mark on back of card

Rotation angle: 50° clockwise

CLICK! NETWORK CORPORATE LETTERHEAD

All Click! Network sections and product lines should use this letterhead. To order Click! Network corporate letterhead, contact the Graphics section.



SPECIFICATIONS

Size
8 1/2" x 11"

Color
The Click! Network corporate identity uses PMS 2593 U and black. All rules are PMS 2593 U; all type is black.

Paper
Approved paper stock is Torchglow Pearl White, 60-lb. Text, Vellum Finish.

Typography
"Click! Network"
Use logotype artwork.

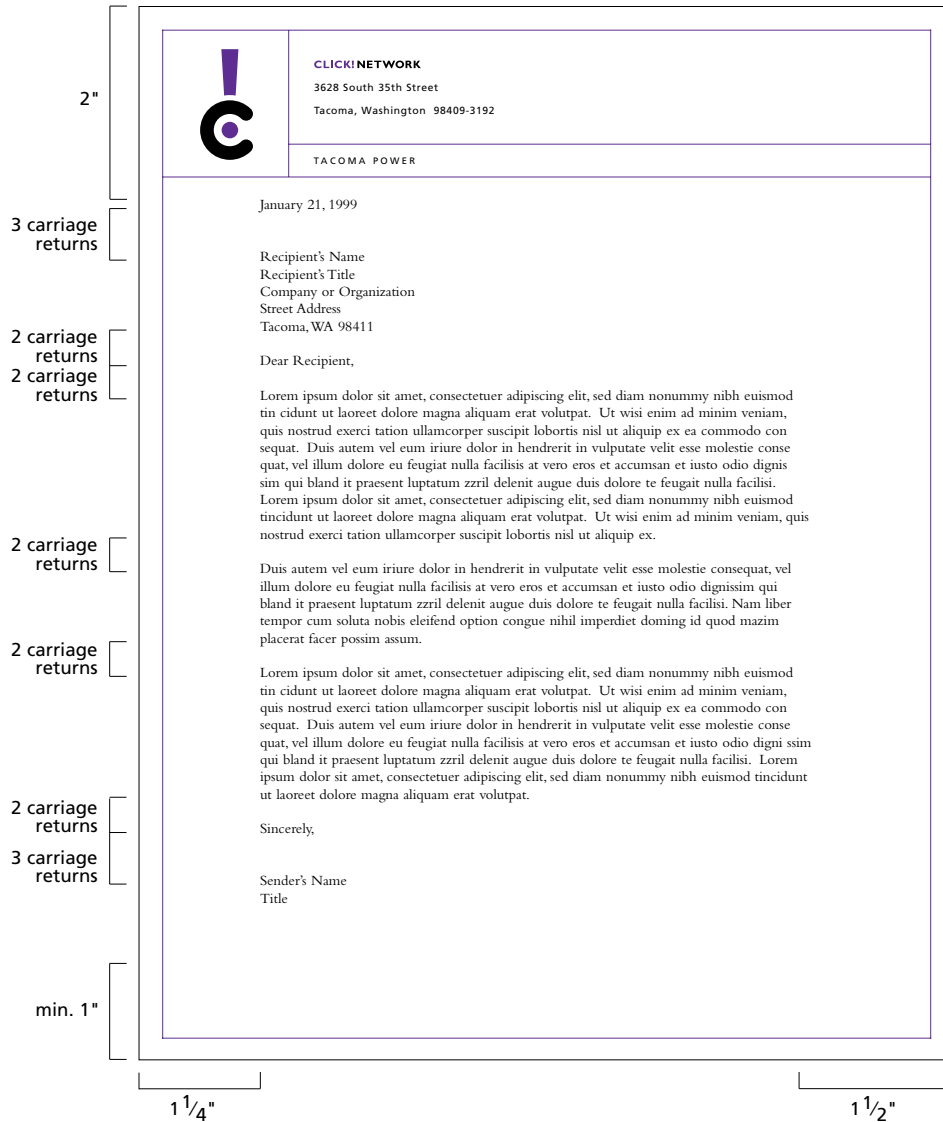
Address
Font: Frutiger Roman
Point size: 7.75
Leading: 17
Tracking: 11

"Tacoma Power"
Font: Frutiger Roman, all caps
Point size: 7
Tracking: 45

Rules
Rule weight is .75 pt.

CLICK! NETWORK CORPORATE STANDARD LETTER FORMAT

Customers will see our identity most frequently on stationery, which means how each document is formatted becomes a critical part of our identity program. Please use this format when typing your correspondence, and follow the same format on all pages.



SPECIFICATIONS

Typing standards
 Font: Times New Roman or equivalent serif typeface
 Alignment: flush left, ragged right
 Point size: 11
 Line spacing: single-spaced (11-point leading)
 Upper and lower case

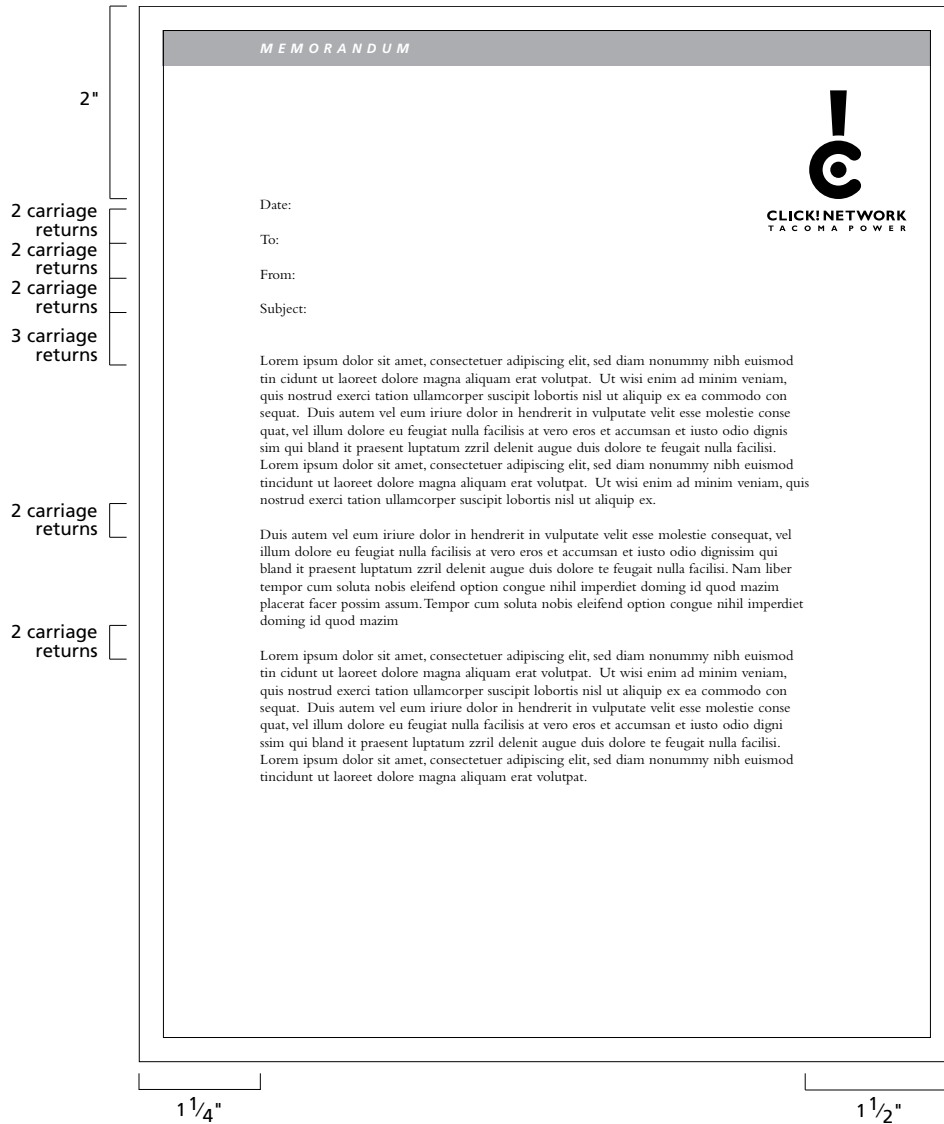
Position
 Left margin: 1 1/4"
 Right margin: 1 1/2"
 Top margin: 2"
 Bottom margin: 1"

Personalized correspondence
 Employees may personalize letters by entering name, position, and phone number, following these guidelines:
 Alignment: flush left
 Left margin: 1 1/8"
 Position: 2 returns after date

Additional pages
 For correspondence longer than one page, use blank sheets of the same stock used for the first page. After page 1, top margin becomes 1 1/4".

CLICK! NETWORK MEMORANDUM AND STANDARD MEMO FORMAT

Memos should be set on the one-color Click! Network corporate memorandum form shown below. Margins and type specifications for body text on these forms should be consistent with the Click! Network corporate standard letter format shown on page C.21, with the exceptions noted below. A digital Microsoft Word version of this document is also available. Contact the Graphics section.



SPECIFICATIONS

Gray bar

Bar across top of page is a 60% screen of black and should be printed at no less than 80 lpi.

Position


Margin guides are the same as for the Click! Network corporate standard letter format, shown on page C.21. Use the format shown at left for the "Date" through "Subject" lines.

Typing standards

Typing standards for body text are the same as for the Click! Network corporate standard letter format, shown on page C.21.

CLICK! NETWORK CORPORATE FAX TRANSMITTAL COVER SHEET

This form should be used to send official Click! Network fax messages. It should be filled out by hand; there is room at the bottom to include comments or notes.

| | |
|---|--|
|  | CLICK! NETWORK
3628 South 35th Street
Tacoma, Washington 98409-3192 |
| | TACOMA POWER |

FAX TRANSMITTAL

> To: > From:

Company: Department/Section:

Fax Number: Phone No. or Ext:

Date: Fax Number:

Pages (including cover):

SPECIFICATIONS

Size

8¹/₂" x 5¹/₂"

Color

All artwork, rules and type are black.

Paper

Any white bond or fax paper.

Typography

"Click! Network"

Use logotype artwork.

Address

Font: Frutiger Roman

Point size: 8.5

Leading: 19

Tracking: 20

"Tacoma Power"

Font: Frutiger Roman, all caps

Point size: 8

Tracking: 55

"Fax Transmittal"

Font: Frutiger Bold, all caps

Point size: 15

Leading: 30

Tracking: 40

Sender/recipient information

Font: Frutiger Roman

Point size: 8

Leading: 30

Tracking: 11


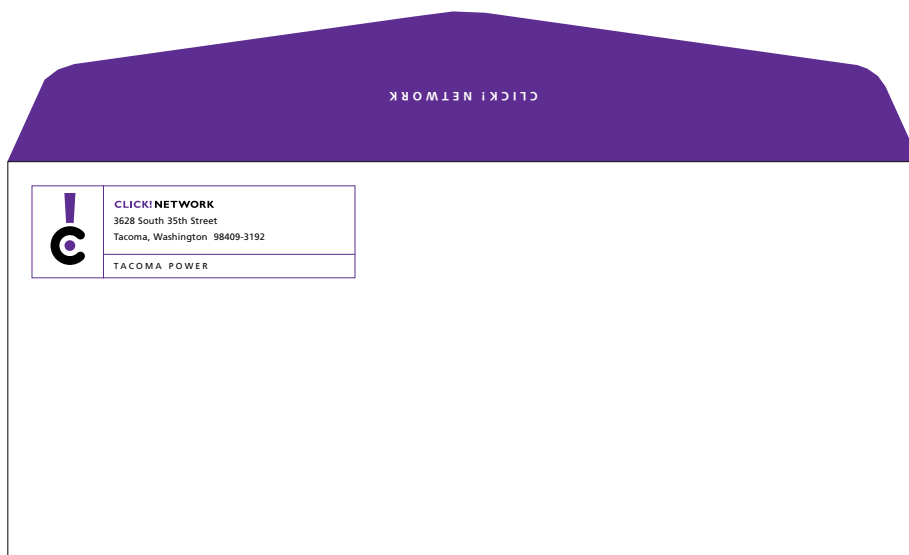
Rules

Rules surrounding address box are .75 pt.

Rules below content lines are .5 pt dotted lines.

CLICK! NETWORK CORPORATE #10 ENVELOPE AND MAILING LABEL

Use the #10 envelope for general correspondence. Use a mailing label for parcels or for envelopes larger than #10 size.



SPECIFICATIONS

#10 ENVELOPE

Size

4 1/8" x 9 1/2"

Color

The Click! Network corporate identity uses PMS 2593 U and black. All rules are PMS 2593 U; all type in address block is black. The words "Click! Network" reverse out of PMS 2593 U on flap.

Paper

Approved paper stock is Torchglow Pearl White, 60-lb. Text, Vellum Finish.

Typography

"Click! Network"

Use logotype artwork.

Address

Font: Frutiger Roman

Point size: 7

Leading: 12

Tracking: 3

"Tacoma Power"

Font: Frutiger Roman, all caps

Point size: 6.5

Tracking: 45

Rules

Rule weight is .75 pt.

MAILING LABEL

Size

5" x 4"

Color

The Click! Network corporate identity uses PMS 2593 U and black. Rules and color band are PMS 2593 U; all type is black.

Paper

Use any bright white, text weight, uncoated, crack 'n' peel stock, 1/8" radius kiss cut die.

Typography and rules are the same as for the #10 envelope.

C.20

CLICK! CABLE TV EXAMPLES

The following examples illustrate how to assemble the key supporting graphics to build cohesive Click! Cable TV branded communications.

**MORE NEW CHANNELS
HD PROGRAMMING
FREE ON-DEMAND
NO PRICE HIKE.**

WE DO IT. THEY DON'T.

502-8900 Your local choice.
clickcabletv.com

**CLICK!
CABLETV**

Digital Cable with more than 130 channels for just \$31.99.*
(Limited time offer.)

MORE NEW CHANNELS
Sure, there are lots of channels out there, but we have the ones you want. We've recently added loads of new channels including Superstation WGN—home of Lou Piniella and the Chicago Cubs. And for the kids, Boomerang has everything from Huckleberry Hound to Super Friends.

MORE HD PROGRAMMING
Just get a new HDTV? Then you've probably noticed that your favorite sports programs, movies and nature programs look amazing. Want more? Well, look no further. We have all the top HD channels including ESPN, HD Net and Discovery HD Theater.

MORE FREE ON-DEMAND
No time to watch your favorite TV shows? No problem. We have hours of FREE on-demand programming. The kids will love PBS Kids Sprout, while you can check out free programming from CNN, HGTV or The Speed Channel. Best of all, we're adding new content all the time.

MORE FROM YOUR LOCAL CABLE COMPANY.
How can we give you more than the other guys? It's simple—we're local and have been since we opened our doors nearly 10 years ago. That means we don't care about what people in New York or Peoria want to watch. We spend all our time thinking about Tacoma, University Place, Fircrest, Fife and Lakewood. It also means when you pay your bill, your money stays right here, so we can continue to provide you the kind of programming and services you've been asking for.

Say goodbye to operator #63115 in who-knows-where and get more by making a local call to Click! And, because we're neighbors, we'll give you free installation on two outlets and get you connected in just a few days.

Call today at 502-8900
or visit: clickcabletv.com

**CLICK!
CABLETV**

Sunday Insert

**HOW SWEET IT IS.
MORE LOU
ALL SEASON LONG.**

WE HAVE IT. THEY DON'T.

502-8900 Your local choice.
clickcabletv.com

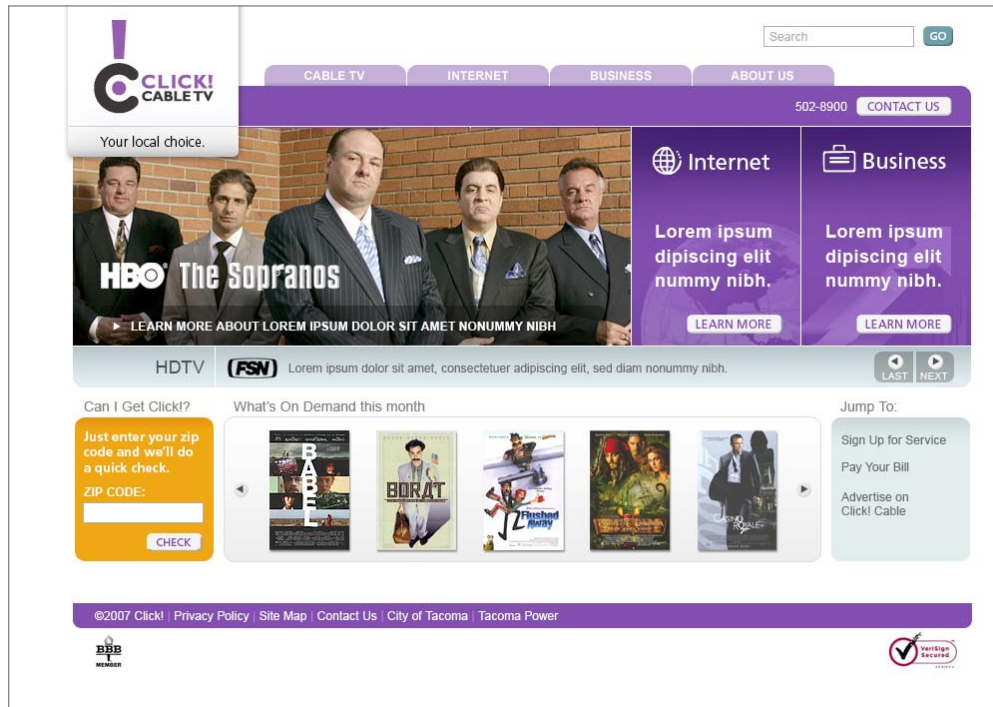
**CLICK!
CABLETV**

**CLICK!
CABLETV**

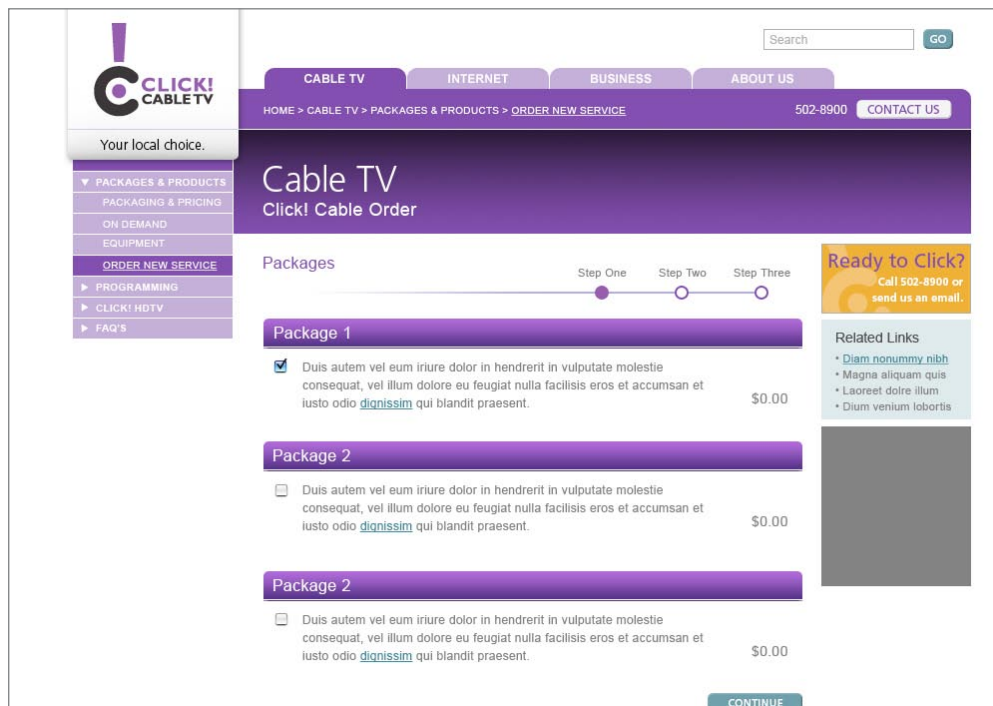
Outdoor Billboard

CLICK! CABLE TV EXAMPLES

The following examples illustrate how to assemble the key supporting graphics to build cohesive Click! Cable TV branded communications.



Web site—Home page



Web site—Interior page

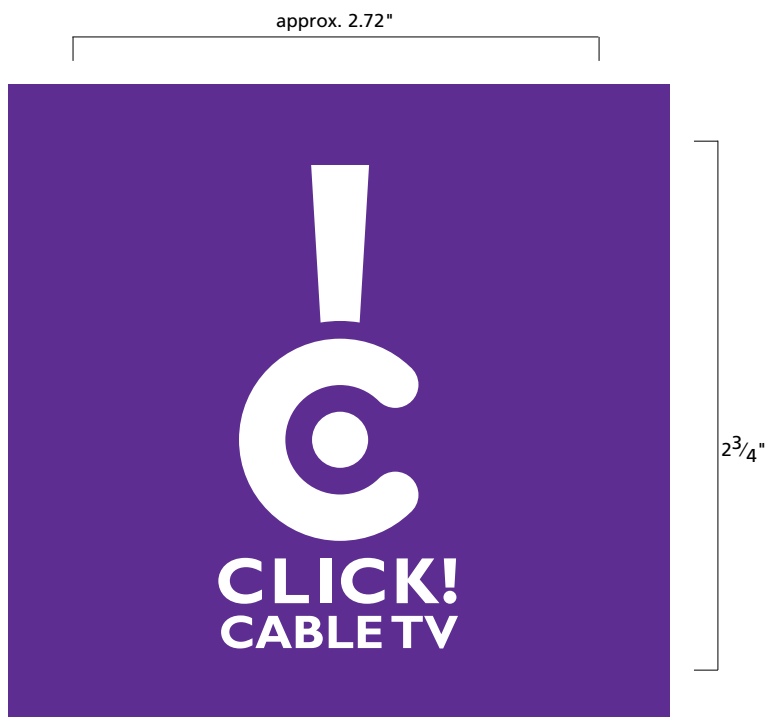
CLICK! CABLE TV POLO SHIRT

Applications for promotional products need to adhere to graphic standards. For assistance, contact the Click! Marketing Department or Community/Media Services.



SPECIFICATIONS

Recommended polo shirt fabric is purple colored, dark enough to allow clear contrast against for the white Click! logo. Artwork should be reproduced in embroidery. Refer to this drawing when positioning artwork.



ACTUAL SIZE